



Sensori, Sensors, Sensoren, Capteurs,
Sensores, Sensores, Αισθητήρες, Czujniki,
Датчики, Sensörler

Indice
Contents
Inhaltsverzeichnis
Sommaire
Índice
Índice
Περιεχόμενα
Spis treści
Содержание
Índeks

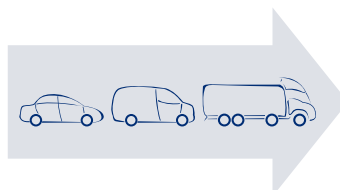
Indice costruttori
Manufacturers index
Herstellerverzeichnis
Sommaire par marques
Índice constructores
Índice de montadoras
Ευρετήριο κατασκευαστών
Indeks producentów
Индекс изготовителей
Üreticiler

3

Legenda
Legend
Legende
Légende
Leyenda
Legenda
Υπόμνημα
Legenda
Легенда
Semboller

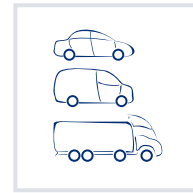
6

Applicazione per marca e veicolo
Vehicle application guide
Zuordnung nach Marke und Fahrzeug
Affectations par marques et véhicules
Aplicación por marca y vehículo
Aplicação por marca e veículo
Εφαρμογή ανά μοντέλο
Zastosowanie dla marki i pojazdu
Применение по марке и модели
Marka ve araca göre uygulama



13

Applicazione per codice
Buyers guide
Zuordnung nach Bestellnummer
Affectations par références
Aplicación por referencia
Aplicação por código
Εφαρμογές ανά κωδικό
Zastosowanie dla kodu
Применение по коду
Koda göre uygulama



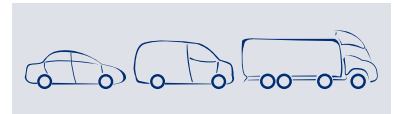
809

Tavole di comparazione
Cross reference guide
Gegenüberstellung
Table de correspondance
Tabla de equivalencias
Tabela de equivalências
Πίνακας αντιστοιχιών
Tabela porównawcza
Кросс-таблица
Çapraz referans tablosu



899

Indice costruttori
Manufacturers index
Herstellerverzeichnis
Sommaire par marques
Índice constructores
Índice de montadoras
Ευρετήριο κατασκευαστών
Indeks producentów
Индекс изготовителей
Üreticiler



ABARTH	15
ALFA ROMEO	15
AUDI	26
AUTOBIANCHI	82
BMW	82
CHEVROLET	115
CHRYSLER.....	119
CITROËN.....	119
DACIA.....	157
DAEWOO	164
DAIHATSU	166
DODGE	166
DR	167
DS.....	167
FERRARI.....	167
FIAT	167
FORD.....	208



HONDA.....	283
HYUNDAI.....	286
INFINITI.....	296
INNOCENTI.....	296
ISUZU.....	296
IVECO.....	296
JAGUAR.....	301
JEEP.....	302
KIA.....	304
LANCIA.....	311
LAND ROVER.....	319
LEXUS.....	321
MAN.....	322
MASERATI.....	330
MAZDA.....	331
MERCEDES-BENZ.....	336
MG.....	405
MINI.....	405
MITSUBISHI.....	408
NEW HOLLAND.....	411
NISSAN.....	412
OPEL.....	424
PEUGEOT.....	471
PORSCHE.....	521
PUCH.....	522



RENAULT	522
RENAULT TRUCKS	588
ROVER.....	590
SAAB	591
SEAT	597
SKODA	625
SMART	657
SSANGYONG.....	659
SUBARU.....	659
SUZUKI	660
TATA	663
TOYOTA.....	663
VAUXHALL.....	676
VOLKSWAGEN.....	694
VOLVO	791

Legenda
Legend
Legende
Légende
Leyenda
Legenda
Υπόμνημα
Legenda
Легенда
Semboller



Costruttore e modello
Make and model
Hersteller und Modell
Marque et modèle
Constructor y modelo
Montadora e modelo
Μάρκα και μοντέλο
Marka i model
Производитель и модель
Üretici ve model



Anno di produzione
Manufacturing year
Baujahr
Année de production
Año de fabricación
Ano de fabricaçã
Ετος παραγωγής
Rok produkcji
Год производства
Üretim yılı



Pagina
Page
Seite
Page
Paginación
Página
Σελίδα
Paž
Страница
Sayfa



Codici Magneti Marelli
Magneti Marelli references
Magneti Marelli Nr.
Références Magneti Marelli
Códigos Magneti Marelli
Códigos Magneti Marelli
Κωδικοί Magneti Marelli
Kody Magneti Marelli
Коды Магнети Марелли
Magneti Marelli kodları



Potenza kW
Output kW
Leistung kW
Puissance kW
Potencia kW
Potência kW
Απόδοση kW
Мощ kW
Мощность кВт
Güç kW



Informazione tecnica
Technical information
Technische Informationen
Information technique
Información técnica
Informação Técnica
Τεχνικές πληροφορίες
Informacja techniczna
Техническая информация
Teknik Bilgi



Immagine non disponibile
Image not available
Abb. zur Zeit nicht verfügbar
Image non disponibile
Foto no disponible
Fotografia não disponível
Δεν Υπάρχει Εικόνα
Ilustracja niedostępna
Изображение отсутствует
Resim mevcut değil

OES

Tavole di comparazione
Cross reference guide
Gegenüberstellung
Table de correspondance
Tabla de equivalencias
Tabela de equivalências
Πίνακας αντιστοιχιών
Tabela porównawcza
Кросс-таблица
Çapraz referans tablosu

DESCRIPTION

Descrizione prodotto
Product description
Produktbeschreibung
Description du produit
Descripción del producto
Descrição do produto
Περιγραφή προϊόντος
Opis produktu
Опис продукту
Ürün tanımı

ABS sensor (D1)

Sensore ABS
ABS Sensor
Capteur ABS
Sensor ABS
Sensor ABS
Αισθητήρας ABS
Czujnik ABS
Датчик АБС
ABS sensörü

Air temperature sensor (A1)

Sensore temperatura aria aspirazione motore
Lufttemperatursensor
Capteur de température d'air
Sensor temperatura del aire
Sensor de temperatura de ar
Αισθητήρας θερμοκρασίας αέρα
Czujnik temperatury powietrza
Датчик температуры воздуха
Hava sıcaklık sensörü

Camshaft sensor (B2)

Sensore albero a camme
Nockenwellensensor
Capteur d'arbre à cames
Sensor del árbol de levas
Sensor de posição do virabrequim
Αισθητήρας εκκεντροφόρου άξονα
Czujnik położenia wałka rozrządu
Датчик положения распределительного вала
Eksantrik Mili Sensörü

Coolant temperature sensor (E3)

Sensore temperatura refrigerante
Kühlmitteltemperatursensor
Capteur de température du liquide de refroidissement
Sensor temperatura del refrigerante
Sensor da temperatura do fluido de arrefecimento do motor
Αισθητήρας θερμοκρασίας ψυκτικού
Czujnik temperatury płynu chłodzącego
Датчик температуры охлаждающей жидкости
Soğutucu Akışkan Sıcaklık Sensörü

Crankshaft sensors (B3)

Sensore albero a gomiti
Kurbelwellensensor
Capteur de vilebrequin
Sensor del cigüeñal
Sensor de rotação
Αισθητήρας στροφαλοφόρου άξονα
Czujnik położenia wału
Датчик положения коленчатого вала
Krank Mili Sensörü

Exhaust gas pressure sensor (C2)

Sensore pressione gas di scarico
Abgasdrucksensor
Capteur de pression des gaz d'échappement
Sensor presión de gas de escape
Sensor de pressão do gás do escapamento
Αισθητήρας πίεσης καυσαερίων
Czujnik ciśnienia spalin
Датчик давления выхлопных газов
Egzoz gazı basınç sensörü

Exhaust gas temperature sensor (C1)

Sensore temperatura gas di scarico
Abgastemperatursensor
Capteur de température des gaz d'échappement
Sensor temperatura de gas de escape
Sensor de temperatura do gás do escapamento
Αισθητήρας θερμοκρασίας καυσαερίων
Czujnik temperatury spalin
Датчик температуры выхлопных газов
Egzoz gazı sıcaklık sensörü

Fuel pressure sensor (F2)

Sensore pressione carburante
Kraftstoffdruckregler
Capteur de pression de carburant
Sensor presión del combustible
Sensor de pressão do combustível
Αισθητήρας πίεσης καυσίμου
Czujnik ciśnienia paliwa
Датчик давления топлива
Yakıt basınç sensörü

Fuel temperature sensor (E2)

Sensore temperatura carburante
Kraftstofftemperatursensor
Capteur de température de carburant
Sensor temperatura del combustible
Sensur de temperatura de combustível
Αισθητήρας θερμοκρασίας καυσίμου
Czujnik temperatury paliwa
Датчик температуры топлива
Yakıt sıcaklık sensörü

Fuel water sensor (A4)

Sensore acqua carburante
Kraftstoffwassersensor
Capteur d'eau pour filtre à carburant
Sensor de agua en combustible
Sensor de água no combustível
Αισθητήρας νερού καυσίμου
Czujnik wody w paliwie
Датчик наличия воды в топливе
Yakıt su sensörü

Intake pressure sensor (A3)

Sensore pressione aspirazione motore
Saugrohrdrucksensor
Capteur de pression d'admission
Sensor presión de admisión
Sensor de pressão absoluta (MAP)
Αισθητήρας πίεσης εισαγωγής
Czujnik ciśnienia powietrza dolotowego
Датчик давления во впускном коллекторе
Emme basınç sensörü

Knock sensor (B1)

Sensore detonazione
Klopfsensor
Capteur de cliquetis
Sensor de detonaciones
Sensor de detonação
Αισθητήρας κρούσης
Czujnik spalania stukowego
Датчик детонации
Vuruntu Sensörü

Oil pressure switches (F1)

Sensore pressione olio
Öldruckschalter
Pressostat d'huile
Interruptor presión del aceite
Interruptor de pressão do óleo
Διακόπτες πίεσης λαδιού
Czujnik ciśnienia oleju
Датчик давления масла
Yağ Basınç Şalteri

Oil temperature sensor (E1)

Sensore temperatura olio
Öltemperatursensor
Capteur de température d'huile
Sensor temperatura del aceite
Sensor de temperatura de óleo
Αισθητήρας θερμοκρασίας λαδιού
Czujnik temperatury oleju
Датчик температуры масла
Yağ sıcaklık sensörü

Throttle position sensor (A2)

Sensore regolazione aria aspirazione motore
Drosselklappensteller
Potentiomètre papillon
Sensor posición del acelerador
Sensor de posição de borboleta
Αισθητήρας θέσης πεταλούδας
Czujnik położenia przepustnicy
Датчик положения дроссельной заслонки
Sensör, Gaz Kelebeği Konumu

TYPE

Tipo gruppo
 Type group
 Type Gruppe
 Catégorie
 Grupo tipo
 Tipo de grupo
 Τύπος ομάδας
 Тип
 Тип группы
 Tür grubu

GROUP	DESCRIPTION	TYPE		
			BUYERS GUIDE	OES
A	AIR TEMPERATURE SENSOR	A1	811	901
	THROTTLE POSITION SENSORS	A2	812	905
	INTAKE PRESSURE SENSOR	A3	814	909
	FUEL WATER SENSOR	A4	823	922
B	KNOCK SENSOR	B1	823	923
	CAMSHAFT SENSOR	B2	826	928
	CRANKSHAFT SENSOR	B3	836	940
C	EXHAUST GAS TEMPERATURE SENSOR	C1	859	962
	EXHAUST GAS PRESSURE SENSOR	C2	869	965
D	ABS SENSOR	D1	870	968
E	OIL TEMPERATURE SENSOR	E1	886	979
	FUEL TEMPERATURE SENSOR	E2	887	980
	COOLANT TEMPERATURE SENSOR	E3	887	981
F	OIL PRESSURE SWITCHES	F1	895	996
	FUEL PRESSURE SENSOR	F2	896	1003

Magneti Marelli Parts & Services ha curato con particolare attenzione la stesura del presente catalogo; declina comunque ogni responsabilità per eventuali errori od omissioni relativi a schemi, disegni, immagini, corrispondenze con i codici O.E. ecc. e si riserva il diritto di apportare modifiche al contenuto senza l'obbligo di darne preventiva comunicazione. Sono particolarmente graditi, da parte degli utenti, commenti, segnalazioni di inesattezze e qualsiasi altro suggerimento atto a rendere più efficace la prossima edizione del catalogo.

Magneti Marelli Parts & Services has devoted its best attention to the editing of this catalogue; it nevertheless declines any responsibility for possible mistakes or omissions regarding figures, drawings, pictures, correspondence with O.E. codes etc. and it reserves the right to modify the contents without prior notice. Users' comments, reports of inaccuracies or any other suggestions which may in any way improve the next edition of this catalogue are warmly welcomed.

Magneti Marelli Parts & Services hat diesen Katalog sorgfältig verfasst. Die Firma enthebt sich jeglicher Verantwortung für eventuelle Fehler oder Auslassungen hinsichtlich Schemen, Darstellungen, Bilder, Zeichnungen, Übereinstimmungen, mit O.E. Codes usw. und behält sich das Recht vor, ohne Ankündigung, am Inhalt Veränderungen vorzunehmen. Anmerkungen, Fehlerhinweise und weitere Anregungen seitens der Kunden werden gerne entgegengenommen, um die nächste Ausgabe des Katalogs effizienter zu gestalten.

Magneti Marelli Parts & Services a soigné avec une attention particulière la rédaction de ce catalogue; elle décline cependant toute responsabilité pour toute erreur ou omission éventuelle dans les schémas, les dessins, les images, les correspondances avec les codes O.E., etc. et se réserve le droit d'en modifier le contenu sans obligation de communication préalable. Les commentaires, les signalisations d'inexactitudes et toute autre suggestion des utilisateurs susceptibles de rendre la prochaine rédaction du catalogue plus efficace seront particulièrement appréciés.

Magneti Marelli Parts & Services ha cuidado con especial atención la redacción del presente catálogo; de todas maneras declina toda responsabilidad por eventuales errores u omisiones relativos a esquemas, diseños, fotos, correspondencia con los códigos O.E., etc., y se reserva el derecho de aportar modificaciones al contenido sin la obligación de previo aviso. Se agradecen especialmente los comentarios, las indicaciones de inexactitudes y cualquier otra sugerencia por parte de los usuarios que sean útiles para hacer más eficaz la próxima edición del catálogo.

A Magneti Marelli Parts & Services. cuidou com particular atenção a redação do presente catálogo; como quer que seja, rejeita qualquer responsabilidade face a eventuais erros o omissões relacionados aos esquemas, desenhos, imagens, correspondências aos códigos O.E. etc. e reserva-se o direito de introduzir alterações ao seu conteúdo sem a obrigação de comunicação prévia das mesmas. São particularmente bem aceitos, comentários, sinalizações de inexatidões e qualquer outra sugestão idônea a tornar mais eficaz a próxima edição do catálogo.

Η Magneti Marelli Parts & Services φροντίσε με κάθε λεπτομερεια την ορθότητα των στοιχειων αυτου του καταλογου, δεν φερει ομως καμια ευθυνη για τυχον λαθη ή παραληψεις που σχετιζονται με σχηματα, σχεδια, εικόνες, αντι-στοιχιες με γνησια νουμερα κτλ. και επιφυλασσειται του δικαιωματος να αλλαξει το περιεχομενο του καταλο-γου οποιαδηποτε στιγμη χωρις προτερη ενημερωση. Οποιαδηποτε σχολια η παρατηρησεις, με στοχο την βελτιωση του καταλογου, εινα ευπροσδεκτα.

Firma Magneti Marelli Parts & Services dołożyła szczególnych starań przy opracowywaniu niniejszego katalogu. Nie ponosi ona jednak żadnej odpowiedzialności za ewentualne błędy lub braki dotyczące schematów, rysunków, zgodności z kodami O.E., itp. u. Firma Magneti Marelli After Market Parts and Services S.p.A zastrzega sobie prawo do wprowadzania zmian bez obowiązku uprzedniego powiadomienia o tym. Szczególnie mile widziane są komentarze i sygnały dotyczące nieprawidłowości oraz jakiegokolwiek inne sugestie zgłaszane przez klientów, mające na celu udoskonalenie następnych edycji katalogu.

Magneti Marelli Parts & Services уделила особое внимание созданию этого каталога. Но, несмотря на это, мы не несем ответственности за возможные ошибки или неточности в цифрах, изображениях или кросс-номерах. Также мы оставляем за собой право вносить любые изменения в содержание каталога без предварительного уведомления. Мы приветствуем любые ваши замечания и комментарии, которые обязательно учтем при подготовке следующих выпусков каталога.

Magneti Marelli Parts & Services bu katalogdaki bilgileri çok dikkatli bir şekilde hazırlamış olup, buna rağmen rakam, çizim, resim, OE kodları ve diğer tüm bilgilerdeki hata ya da eksikliklerin sorumluluğunu kabul etmez ve ön bilgi vermeden değişiklik yapma hakkını saklı tutar. Bir sonraki katalogun iyileştirilmesine yardımcı olacak kullanıcı yorumları, hata raporları, ya da diğer öneriler değerlendirilmeye alınacaktır.

È vietata la riproduzione, anche parziale, del contenuto del presente catalogo senza preventiva autorizzazione scritta della Magneti Marelli Parts & Services, che tutelerà i propri diritti a termine di legge.

It is forbidden to reproduce, even partially, the contents of this catalogue without prior written consent from Magneti Marelli Parts & Services, who will protect its rights in accordance with the law.

Die Vervielfältigung, auch teilweise, des urheberrechtlich geschützten Inhalts des vorliegenden Katalogs ist ohne schriftliche Genehmigung durch Magneti Marelli Parts & Services untersagt.

Il est interdit de reproduire même partiellement le contenu de ce catalogue sans autorisation écrite préalable de Magneti Marelli Parts & Services, qui protégera ses droits selon les termes de la loi.

Está prohibida la reproducción, total o parcial, del contenido del presente catálogo sin previa autorización escrita de Magneti Marelli Parts & Services, que protegerá sus propios derechos con arreglo a la ley.

É proibida a reprodução, também parcial, do conteúdo do presente catálogo sem a prévia autorização escrita de Magneti Marelli Parts & Services, que defenderá os próprios direitos, nos termos de lei.

Απαγορεύεται η αναπαραγωγή, ολική ή μερική, του περιεχομένου του παρόντος καταλόγου χωρίς την γραπτή εξουσιοδότηση της Magneti Marelli Parts & Services.

Zabroniona jest nawet częściowa reprodukcja zawartości katalogu bez uprzedniej pisemnej autoryzacji ze strony firmy Magneti Marelli Parts & Services, która chroni swą własność zgodnie z przepisami prawa.


Запрещается полная или частичная перепечатка содержания каталога без предварительного письменного разрешения Magneti Marelli Parts & Services Компания будет отстаивать свои интересы в соответствии с законом.

Tüm yasal hakların sahibi olan Magneti Marelli Parts & Services 'in yazılı izni olmaksızın mevcut katalogun kısmen de olsa çoğaltılması yasaktır.

**MAGNETI
MARELLI**

PARTS & SERVICES

Applicazione per marca e veicolo
Vehicle application guide
Zuordnung nach Marke und Fahrzeug
Affectations par marques et véhicules
Aplicación por marca y vehículo
Aplicação por marca e veículo
Εφαρμογή ανά μοντέλο
Zastosowanie dla marki i pojazdu
Применение по марке и модели
Marka ve araca göre uygulama





kW



PARTS & SERVICES

DESCRIPTION

TYPE


ABARTH
500 / 595 / 695 (312_)

1.4 (312.AXD1A)	99	08/08 →	APS23	Intake pressure sensor	A3	OE 55219294
			APS94	Intake pressure sensor	A3	OE 77366191
			APS107	Intake pressure sensor	A3	OE 77366837
			SAD026	Knock sensor	B1	
			SAC095	Camshaft sensor	B2	
			SAG189	Crankshaft sensor	B3	
			MWSS047	ABS sensor	D1	Position: front axle left and right
			MWSS048	ABS sensor	D1	Position: rear axle left and right
			SPA156	Coolant temperature sensor	E3	
1.4 (312.AXF11, 312.AXF1A, 312.AXD1A)	118	08/08 →	KITLDF6T	Intake pressure sensor	A3	
			SAD026	Knock sensor	B1	
			SAC095	Camshaft sensor	B2	
			SAG189	Crankshaft sensor	B3	
			MWSS047	ABS sensor	D1	Position: front axle left and right
			MWSS048	ABS sensor	D1	Position: rear axle left and right
			SPA156	Coolant temperature sensor	E3	
1.4 (312.AXF11, 312.AXF1A)	132	08/08 →	APS23	Intake pressure sensor	A3	
			SAD026	Knock sensor	B1	
			SAC095	Camshaft sensor	B2	
		08/08 → 12/12	SAG189	Crankshaft sensor	B3	
			MWSS047	ABS sensor	D1	Position: front axle left and right
		08/08 →	MWSS048	ABS sensor	D1	Position: rear axle left and right
SPA156	Coolant temperature sensor	E3				

ALFA ROMEO
6 (119_)

2.5 i.e. (119.AA, 119.AB)	110	10/83 → 12/86	SPA131	Coolant temperature sensor	E3	OE 119111101000
---------------------------	-----	---------------	---------------	----------------------------	----	-----------------

33 (905_)

1.8 TD (905A4)	54	01/86 → 06/90	SEN8D	Crankshaft sensor	B3	OE 4460206
----------------	----	---------------	--------------	-------------------	----	------------

33 (907A_)

1.4 i.e. (907.A3A, 907.A3B)	65	06/91 → 09/94	SZA102	Coolant temperature sensor	E3	OE 95640493
	66	06/91 → 09/94	SZA102	Coolant temperature sensor	E3	OE 95640493
1.8 TD (907A5)	62	07/90 → 09/94	SEN8D	Crankshaft sensor	B3	OE 4460206





33 Sportwagon (907B_)

1.4 i.e. (907B3B)	65	06/91 → 09/94	SZA102	Coolant temperature sensor	E3	OE 95640493
	66	06/91 → 09/94	SZA102	Coolant temperature sensor	E3	OE 95640493

75 (162B_)

1.6 (162B2)	76	05/85 → 09/89	SAG122	Crankshaft sensor	B3	OE 195321101900
1.6 Cat (162.B2B, 162.B2C)	81	05/89 → 02/92	SVF009	Throttle position sensors	A2	OE 195001102200
			SPA131	Coolant temperature sensor	E3	OE 119111101000
1.8 (162.B1H)	90	08/89 → 02/92	SVF009	Throttle position sensors	A2	OE 195001102200
			SPA131	Coolant temperature sensor	E3	OE 119111101000
1.8 (162.B1L, 162.B1F)	88	09/88 → 02/92	SVF009	Throttle position sensors	A2	OE 195001102200
			SPA131	Coolant temperature sensor	E3	OE 119111101000
1.8 Turbo (162.B1C, 162.B1D, 162.B1G)	110	09/86 → 02/92	SPA129	Coolant temperature sensor	E3	OE 195051110100
1.8 Turbo i.e. (162.B1E)	114	02/86 → 01/90	SPA129	Coolant temperature sensor	E3	OE 195051110100
2.4 TD (162B5)	82	01/89 → 02/92	SEN8D	Crankshaft sensor	B3	OE 4460206
2.5 V6 (162.B3)	110	05/85 → 08/86	SPA131	Coolant temperature sensor	E3	OE 119111101000
2.5 V6 Cat.	113	09/86 → 05/90	SPA131	Coolant temperature sensor	E3	OE 119111101000
3.0 V6 (162.B6A)	136	01/87 → 12/90	SPA131	Coolant temperature sensor	E3	OE 119111101000
3.0 V6 (162.B6C)	141	02/90 → 02/92	SVF009	Throttle position sensors	A2	OE 195001102200
3.0 V6 Cat (162.B6A)	136	01/87 → 02/92	SPA131	Coolant temperature sensor	E3	OE 119111101000

	KW			DESCRIPTION	TYPE	
ALFA ROMEO						
90 (162_)						
2.0 i.e. (162.A2A, 162.A2E)	94	10/84 → 07/87	SPA131	Coolant temperature sensor	E3	OE 119111101000
2.5 i.e. V6	114	10/84 → 07/87	SPA131	Coolant temperature sensor	E3	OE 119111101000
2.5 i.e. V6 (162.A, 162.AA)	110	10/84 → 07/87	SPA131	Coolant temperature sensor	E3	OE 119111101000
145 (930_)						
1.4 i.e. (930.A3)	66	07/94 → 12/96	SEN8I3	Crankshaft sensor	B3	OE 60603937
			SZA102	Coolant temperature sensor	E3	OE 95640493
1.4 i.e. 16V T.S. (930.A3A)	76	12/96 → 01/01	SAD009	Knock sensor	B1	OE 60592752
		05/98 → 01/01	SAG122	Crankshaft sensor	B3	OE 195321101900
1.6 i.e. 16V T.S. (930.A2)	88	12/96 → 01/01	SAD009	Knock sensor	B1	OE 60592752
		05/98 → 01/01	SAG122	Crankshaft sensor	B3	OE 195321101900
1.8 i.e. 16V (930.A1A)	106	05/98 → 01/01	SAG122	Crankshaft sensor	B3	OE 195321101900
1.8 i.e. 16V T.S. (930.A1A)	103	12/96 → 12/98	SAD009	Knock sensor	B1	OE 60592752
2.0 16V (930.A5)	114	05/98 → 01/01	SAG122	Crankshaft sensor	B3	OE 195321101900
2.0 16V T.S. (930.A5)	110	10/95 → 01/01	SAD009	Knock sensor	B1	OE 60592752
146 (930_)						
1.4 i.e. (930.B3)	66	12/94 → 12/96	SEN8I3	Crankshaft sensor	B3	OE 60603937
			SZA102	Coolant temperature sensor	E3	OE 95640493
1.4 i.e. 16V T.S. (930.B3A)	76	11/96 → 01/01	SAD009	Knock sensor	B1	OE 60592752
		02/99 → 01/01	SAG122	Crankshaft sensor	B3	OE 195321101900
1.6 i.e. 16V T.S. (930.B2B, 930.B2C)	88	11/96 → 10/01	SAD009	Knock sensor	B1	OE 60592752
		02/99 → 10/01	SAG122	Crankshaft sensor	B3	OE 195321101900
1.8 i.e. 16V T.S. (930.B1A)	103	11/96 → 01/01	SAD009	Knock sensor	B1	OE 60592752
	106	05/98 → 01/01	SAG122	Crankshaft sensor	B3	OE 195321101900
2.0 16V (930.B5)	114	05/98 → 10/01	SAG122	Crankshaft sensor	B3	OE 195321101900
2.0 16V T.S. (930.B5)	110	10/95 → 01/01	SAD009	Knock sensor	B1	OE 60592752
147 (937_)						
1.6 16V T.SPARK (937.AXA1A, 937.AXB1A, 937.BXB1A))	88	01/01 → 03/10	SAD016	Knock sensor	B1	OE 46469867
			SAC059	Camshaft sensor	B2	OE 46469912
			SAG102	Crankshaft sensor	B3	OE 46798363
			SZA105	Coolant temperature sensor	E3	OE 46753479
			SAA101	Oil pressure switches	F1	OE 46420838
1.6 16V T.SPARK ECO (937.AXA1A, 937.BXA1A)	77	01/01 → 03/10	SAD016	Knock sensor	B1	OE 46469867
			SAC059	Camshaft sensor	B2	OE 46469912
			SAG102	Crankshaft sensor	B3	OE 46798363
			SPA177	Coolant temperature sensor	E3	OE 46554621
1.9 JTD (937.AXD1A, 937.BXD1A)	85	04/01 → 03/10	APS31	Intake pressure sensor	A3	OE 46468682
			ATS20	Intake pressure sensor	A3	OE 504088431
			APS23	Intake pressure sensor	A3	OE 46811235
			SAC088	Camshaft sensor	B2	OE 46432103
			SAG214	Crankshaft sensor	B3	OE 46806128
			STS0237	Exhaust gas temperature sensor	C1	Position: in front of the catalyst; Cable length: 1050
			STS0245	Exhaust gas temperature sensor	C1	Position: post-catalyst; Cable length: 1630
			SPA177	Coolant temperature sensor	E3	OE 46554621
			SAA101	Oil pressure switches	F1	OE 46420838
			APS132	Fuel pressure sensor	F2	OE 46481638
			APS136	Fuel pressure sensor	F2	
1.9 JTD (937.AXF1A, 937.BXF1A)	74	06/03 → 03/10	APS23	Intake pressure sensor	A3	OE 46811235
			SAC088	Camshaft sensor	B2	OE 46432103
			SAG214	Crankshaft sensor	B3	OE 46806128
			SPA177	Coolant temperature sensor	E3	OE 46554621
			SAA101	Oil pressure switches	F1	OE 46420838

	kW			DESCRIPTION	TYPE	
ALFA ROMEO						
147 (937_)						
1.9 JTD (937.AXF1A, 937.BXF1A)	74	06/03 → 03/10	APS132	Fuel pressure sensor	F2	OE 46481638; Position: high pressure side
			APS136	Fuel pressure sensor	F2	Pressure [bar] up to: 1500
1.9 JTD 16V (937.AXG1B, 937.BXG1B)	103	11/02 → 03/10	ATS20	Intake pressure sensor	A3	OE 504088431
			SAC068	Camshaft sensor	B2	OE 46798364
			SAG133	Crankshaft sensor	B3	OE 46798345
			SPA177	Coolant temperature sensor	E3	OE 46554621
			SA A101	Oil pressure switches	F1	OE 46420838
			APS49	Fuel pressure sensor	F2	OE 504247741
			APS134	Fuel pressure sensor	F2	OE 46812910
	93	09/03 → 09/04	ATS20	Intake pressure sensor	A3	OE 504088431
			SAC068	Camshaft sensor	B2	OE 46798364
			SAG133	Crankshaft sensor	B3	OE 46798345
			SPA177	Coolant temperature sensor	E3	OE 46554621
			SA A101	Oil pressure switches	F1	OE 46420838
			APS49	Fuel pressure sensor	F2	OE 504247741
			APS134	Fuel pressure sensor	F2	OE 46812910
1.9 JTDM (937.AXD1A, 937.AXV1A, 937.BXB1A)	85	10/04 → 03/10	ATS20	Intake pressure sensor	A3	OE 504088431
			SAC088	Camshaft sensor	B2	OE 46432103
			SAG214	Crankshaft sensor	B3	OE 46806128
			STS0237	Exhaust gas temperature sensor	C1	Position: in front of the catalyst; Cable length: 1050
			STS0245	Exhaust gas temperature sensor	C1	Position: post-catalyst; Cable length: 1630
			SPS009	Exhaust gas pressure sensor	C2	OE 51792301
			SPA177	Coolant temperature sensor	E3	OE 46554621
			SA A101	Oil pressure switches	F1	OE 46420838
			APS49	Fuel pressure sensor	F2	OE 504247741
			APS134	Fuel pressure sensor	F2	OE 46812910
1.9 JTDM 16V (937.AXN1B, 937.BXN1B)	110	09/04 → 03/10	ATS20	Intake pressure sensor	A3	OE 504088431
			SAC068	Camshaft sensor	B2	OE 46798364
			SAG133	Crankshaft sensor	B3	OE 46798345
			SPA177	Coolant temperature sensor	E3	OE 46554621
			SA A101	Oil pressure switches	F1	OE 46420838
			APS49	Fuel pressure sensor	F2	OE 504247741
			APS134	Fuel pressure sensor	F2	OE 46812910
			1.9 JTDM 8V (937.AXD1A, 937.AXU1A, 937.BXU1A)	88	07/05 → 03/10	ATS20
SAC088	Camshaft sensor	B2				OE 46432103
SPS009	Exhaust gas pressure sensor	C2				OE 51792301
SPA177	Coolant temperature sensor	E3				OE 46554621
SA A101	Oil pressure switches	F1				OE 46420838
APS49	Fuel pressure sensor	F2				OE 504247741
APS134	Fuel pressure sensor	F2				OE 46812910
2.0 16V T.SPARK (937.AXA1, 937.AXC1, 937.BXC1)	110	01/01 → 03/10	SAD016	Knock sensor	B1	OE 46469867
			SAC059	Camshaft sensor	B2	OE 46469912
			SAG102	Crankshaft sensor	B3	OE 46798363
			SZA105	Coolant temperature sensor	E3	OE 46753479
			SA A101	Oil pressure switches	F1	OE 46420838
3.2 GTA (937.AXL1)	184	02/03 → 03/10	SAC029	Camshaft sensor	B2	OE 46811123
			SAG039	Crankshaft sensor	B3	OE 46808734
155 (167_)						
1.6 16V T.S. (167.A6A)	88	05/96 → 12/97	SAD009	Knock sensor	B1	OE 60592752
1.7 T.S. (167.A4D, 167.A4H)	85	04/93 → 04/96	SAG040	Crankshaft sensor	B3	OE 60573739
1.7 T.S. (167.A4G)	83	04/93 → 04/96	SAG040	Crankshaft sensor	B3	OE 60573739
1.7 T.S. 16V (167.A4N)	103	05/96 → 12/97	SAD009	Knock sensor	B1	OE 60592752

	KW			DESCRIPTION	TYPE	
ALFA ROMEO						
155 (167_)						
1.8 T.S. (167.A4A, 167.A4C, 167.A4E)	95	02/92 → 05/94	SAG040	Crankshaft sensor	B3	OE 60573739
1.8 T.S. (167.A4C, 167.A)	77	02/92 → 12/97	SAG122	Crankshaft sensor	B3	OE 195321101900
1.8 T.S. Sport (167.A4A, 167.A4C, 167.A4E)	93	03/92 → 12/96	SAG040	Crankshaft sensor	B3	OE 60573739
2.0 16V Turbo Q4 (167.A2B, 167.A2C, 167.A2E)	137	01/92 → 12/97	PRT06/00	Intake pressure sensor	A3	OE 60809804
			SEN8I	Crankshaft sensor	B3	OE 60806494
			SZA103	Coolant temperature sensor	E3	
	140	03/92 → 12/97	PRT06/00	Intake pressure sensor	A3	OE 60809804
			SEN8I	Crankshaft sensor	B3	OE 60806494
			SZA103	Coolant temperature sensor	E3	
2.0 T.S. (167.A2A, 167.A2D)	104	02/92 → 05/95	SAG040	Crankshaft sensor	B3	OE 60573739
2.0 T.S. (167.A2D)	106	02/92 → 01/95	SAG040	Crankshaft sensor	B3	OE 60573739
2.0 T.S. 16V (167.A2G)	110	03/95 → 12/97	SAD009	Knock sensor	B1	OE 60592752
2.5 V6 (167.A1C, 167.A1)	121	03/92 → 05/95	SAG040	Crankshaft sensor	B3	OE 60573739
			SPA129	Coolant temperature sensor	E3	OE 195051110100
2.5 V6 (167.A1C, 167.A1E)	120	09/92 → 12/97	SAG040	Crankshaft sensor	B3	OE 60573739
			SPA129	Coolant temperature sensor	E3	OE 195051110100
156 (932_)						
1.6 16V T.SPARK (932.A4, 932.A4100)	88	09/97 → 09/05	SAD009	Knock sensor	B1	OE 60592752
1.8 16V T.SPARK (932.A3)	106	09/97 → 10/00	SAG122	Crankshaft sensor	B3	OE 195321101900
1.8 16V T.SPARK (932.A3100)	103	09/97 → 09/05	SAG122	Crankshaft sensor	B3	OE 195321101900
1.9 JTD (932.A2B00, 932.A2C00)	85	05/01 → 09/05	APS23	Intake pressure sensor	A3	OE 46811235
			SAC077	Camshaft sensor	B2	
			SAC088	Camshaft sensor	B2	OE 46432103
			SAG214	Crankshaft sensor	B3	OE 46806128
			SPA103	Coolant temperature sensor	E3	OE 46462179
			SZA105	Coolant temperature sensor	E3	OE 46753479
			SAA101	Oil pressure switches	F1	OE 46420838
			APS132	Fuel pressure sensor	F2	OE 46481638
			APS136	Fuel pressure sensor	F2	
1.9 JTD 16V (932AXE00)	103	11/02 → 09/05	ATS20	Intake pressure sensor	A3	OE 504088431
			SAC068	Camshaft sensor	B2	OE 46798364
			SAG133	Crankshaft sensor	B3	OE 46798345
			SZA105	Coolant temperature sensor	E3	OE 46753479
			SAA101	Oil pressure switches	F1	OE 46420838
			APS49	Fuel pressure sensor	F2	OE 504247741
			APS134	Fuel pressure sensor	F2	OE 46812910
2.0 16V T.SPARK (932A2)	114	09/97 → 06/02	SAG122	Crankshaft sensor	B3	OE 195321101900
2.0 16V T.SPARK (932A21_)	110	10/00 → 03/02	SAG122	Crankshaft sensor	B3	OE 195321101900
2.5 V6 24V (932A1)	140	09/97 → 09/02	SAD009	Knock sensor	B1	OE 60592752
			SAC029	Camshaft sensor	B2	OE 46811123
2.5 V6 24V (932A11_)	141	10/00 → 09/05	SAC029	Camshaft sensor	B2	OE 46811123
		01/02 → 09/05	SAG039	Crankshaft sensor	B3	OE 46808734
3.2 GTA (932AXB)	184	03/02 → 09/05	SAC029	Camshaft sensor	B2	OE 46811123
			SAG039	Crankshaft sensor	B3	OE 46808734
156 Sportwagon (932_)						
1.6 16V T.SPARK (932B4100)	88	05/00 → 05/06	SAD009	Knock sensor	B1	OE 60592752
1.8 16V T.SPARK (932A3)	106	05/00 → 10/00	SAG122	Crankshaft sensor	B3	OE 195321101900
1.8 16V T.SPARK (932B31_)	103	02/97 → 05/06	SAG122	Crankshaft sensor	B3	OE 195321101900

	kw			DESCRIPTION	TYPE	
ALFA ROMEO						
156 Sportwagon (932_)						
1.9 JTD (932B2B, 932B2C)	85	05/01 → 05/06	APS23	Intake pressure sensor	A3	OE 46811235
			SAC077	Camshaft sensor	B2	
			SAC088	Camshaft sensor	B2	OE 46432103
			SAG214	Crankshaft sensor	B3	OE 46806128
			SPA103	Coolant temperature sensor	E3	OE 46462179
			SZA105	Coolant temperature sensor	E3	OE 46753479
			SAA101	Oil pressure switches	F1	OE 46420838
			APS132	Fuel pressure sensor	F2	OE 46481638
1.9 JTD 16V (932BXE00)	103	11/02 → 05/06	APS136	Fuel pressure sensor	F2	
			ATS20	Intake pressure sensor	A3	OE 504088431
			SAC068	Camshaft sensor	B2	OE 46798364
			SAG133	Crankshaft sensor	B3	OE 46798345
			SZA105	Coolant temperature sensor	E3	OE 46753479
			SAA101	Oil pressure switches	F1	OE 46420838
			APS49	Fuel pressure sensor	F2	OE 504247741
2.0 16V T.SPARK (932A2)	114	05/00 → 06/02	APS134	Fuel pressure sensor	F2	OE 46812910
2.0 16V T.SPARK (932B21_)	110	10/00 → 03/02	SAG122	Crankshaft sensor	B3	OE 195321101900
2.5 V6 24V (932A1)	140	02/97 → 08/03	SAG122	Crankshaft sensor	B3	OE 195321101900
			SAD009	Knock sensor	B1	OE 60592752
2.5 V6 24V (932B1100)	141	02/97 → 05/06	SAC029	Camshaft sensor	B2	OE 46811123
		01/02 → 05/06	SAD009	Knock sensor	B1	OE 60592752
3.2 GTA (932.BXB00)	184	03/02 → 05/06	SAC029	Camshaft sensor	B2	OE 46811123
			SAG039	Crankshaft sensor	B3	OE 46808734
159 (939_)						
1.9 JTDM 16V (939AXC1B, 939AXC12)	110	09/05 → 11/11	ATS20	Intake pressure sensor	A3	OE 504088431
			SAC068	Camshaft sensor	B2	OE 46798364
			SAG133	Crankshaft sensor	B3	OE 46798345
			STS0131	Exhaust gas temperature sensor	C1	Position: post-catalyst; Cable length: 455
			STS0207	Exhaust gas temperature sensor	C1	Position: for catalytic converter; Cable length: 755
			STS0223	Exhaust gas temperature sensor	C1	Position: in front of the catalyst; Cable length: 575
			SPS009	Exhaust gas pressure sensor	C2	OE 51792301
			SPS013	Exhaust gas pressure sensor	C2	OE 51855119
			SPA177	Coolant temperature sensor	E3	OE 46554621
			SAA101	Oil pressure switches	F1	OE 46420838
			APS49	Fuel pressure sensor	F2	OE 504247741
1.9 JTDM 8V (939AXE1B)	88	09/05 → 11/11	APS134	Fuel pressure sensor	F2	OE 46812910
			ATS20	Intake pressure sensor	A3	OE 504088431
			SAF001	Fuel water sensor	A4	OE 77363659
			SAC088	Camshaft sensor	B2	OE 46432103
			STS0131	Exhaust gas temperature sensor	C1	Position: post-catalyst; Cable length: 455
			STS0207	Exhaust gas temperature sensor	C1	Position: for catalytic converter; Cable length: 755
			STS0223	Exhaust gas temperature sensor	C1	Position: in front of the catalyst; Cable length: 575
			SPS009	Exhaust gas pressure sensor	C2	OE 51792301
			SPS013	Exhaust gas pressure sensor	C2	OE 51855119
			SPA177	Coolant temperature sensor	E3	OE 46554621
			SAA101	Oil pressure switches	F1	OE 46420838

	KW			DESCRIPTION	TYPE				
ALFA ROMEO									
159 (939_)									
1.9 JTDM 8V (939AXE1B)	88	09/05 → 11/11	APS49	Fuel pressure sensor	F2	OE 504247741			
			APS134	Fuel pressure sensor	F2	OE 46812910			
1.9 JTS (939AXA1B)	118	09/05 → 11/11	SAD004	Knock sensor	B1	OE 71739674			
2.0 JTDM (939AXP1B)	125	05/09 → 11/11	STS0243	Exhaust gas temperature sensor	C1	Position: post-catalyst; Cable length: 410			
2.0 JTDM (939AXQ1B)	120	05/09 → 11/11	STS0243	Exhaust gas temperature sensor	C1	Position: post-catalyst; Cable length: 410			
2.0 JTDM (939AXR1B)	100	06/10 → 11/11	STS0243	Exhaust gas temperature sensor	C1	Position: post-catalyst; Cable length: 410			
2.2 JTS (939AXB1B, 939AXB11)	136	09/05 → 11/11	SAD004	Knock sensor	B1	OE 71739674			
3.2 JTS Q4 (939AXH1B, 939AXG22)	191	12/05 → 11/11	SAD004	Knock sensor	B1	OE 71739674			
159 Sportwagon (939_)									
1.9 JTDM 16V (939BXC1B, 939BXC12)	110	03/06 → 11/11	SAF001	Fuel water sensor	A4	OE 77363659			
			SAC068	Camshaft sensor	B2	OE 46798364			
			SAG133	Crankshaft sensor	B3	OE 46798345			
			STS0131	Exhaust gas temperature sensor	C1	Position: post-catalyst; Cable length: 455			
			STS0207	Exhaust gas temperature sensor	C1	Position: for catalytic converter; Cable length: 755			
			STS0223	Exhaust gas temperature sensor	C1	Position: in front of the catalyst; Cable length: 575			
			SPS009	Exhaust gas pressure sensor	C2	OE 51792301			
			SPS013	Exhaust gas pressure sensor	C2	OE 51855119			
			SPA177	Coolant temperature sensor	E3	OE 46554621			
			SAA101	Oil pressure switches	F1	OE 46420838			
1.9 JTDM 8V (939BXE1B)	88	03/06 → 11/11	APS49	Fuel pressure sensor	F2	OE 504247741			
			APS134	Fuel pressure sensor	F2	OE 46812910			
			ATS20	Intake pressure sensor	A3	OE 504088431			
			SAF001	Fuel water sensor	A4	OE 77363659			
			SAC088	Camshaft sensor	B2	OE 46432103			
			STS0131	Exhaust gas temperature sensor	C1	Position: post-catalyst; Cable length: 455			
			STS0207	Exhaust gas temperature sensor	C1	Position: for catalytic converter; Cable length: 755			
			STS0223	Exhaust gas temperature sensor	C1	Position: in front of the catalyst; Cable length: 575			
			SPS009	Exhaust gas pressure sensor	C2	OE 51792301			
			SPS013	Exhaust gas pressure sensor	C2	OE 51855119			
1.9 JTS (939BXA1B)	118	03/06 → 11/11	SPA177	Coolant temperature sensor	E3	OE 46554621			
			SAA101	Oil pressure switches	F1	OE 46420838			
			APS49	Fuel pressure sensor	F2	OE 504247741			
			APS134	Fuel pressure sensor	F2	OE 46812910			
			SAD004	Knock sensor	B1	OE 71739674			
			2.0 JTDM (939BXP1B)	125	07/09 → 11/11	STS0243	Exhaust gas temperature sensor	C1	Position: post-catalyst; Cable length: 410
			2.0 JTDM (939BXQ1B)	120	05/09 → 11/11	STS0243	Exhaust gas temperature sensor	C1	Position: post-catalyst; Cable length: 410
			2.0 JTDM (939BXR1B)	100	06/10 → 11/11	STS0243	Exhaust gas temperature sensor	C1	Position: post-catalyst; Cable length: 410
			2.2 JTS (939BXB1B, 939BXB11)	136	03/06 → 11/11	SAD004	Knock sensor	B1	OE 71739674
			2.4 JTDM (939BXD1B, 939BXD12)	147	03/06 → 11/11	ATS20	Intake pressure sensor	A3	OE 504088431
			SAF001	Fuel water sensor	A4	OE 77363659			

	kw			DESCRIPTION	TYPE	
ALFA ROMEO						
159 Sportwagon (939_)						
2.4 JTDM (939BXD1B, 939BXD12)	147	03/06 → 11/11	SAC068	Camshaft sensor	B2	OE 46798364
			SAG133	Crankshaft sensor	B3	OE 46798345
			STS0131	Exhaust gas temperature sensor	C1	Position: post-catalyst; Cable length: 455
			STS0207	Exhaust gas temperature sensor	C1	Position: for catalytic converter; Cable length: 755
			STS0223	Exhaust gas temperature sensor	C1	Position: in front of the catalyst; Cable length: 575
			SPS009	Exhaust gas pressure sensor	C2	OE 51792301
			SPS013	Exhaust gas pressure sensor	C2	OE 51855119
			SPA177	Coolant temperature sensor	E3	OE 46554621
			SAA101	Oil pressure switches	F1	OE 46420838
			APS49	Fuel pressure sensor	F2	OE 504247741
APS134	Fuel pressure sensor	F2	OE 46812910			
3.2 JTS Q4 (939BXG2B, 939BXG22)	191	03/06 → 11/11	SAD004	Knock sensor	B1	OE 71739674
164 (164_)						
2.0 (164A2C, 164A2L, 164A2H)	105	11/87 → 10/92	SAG122	Crankshaft sensor	B3	OE 195321101900
2.0 Turbo (164A2B)	128	10/87 → 09/98	SEN8D	Crankshaft sensor	B3	OE 4460206
			SPA129	Coolant temperature sensor	E3	OE 195051110100
	129	02/88 → 10/92	SEN8D	Crankshaft sensor	B3	OE 4460206
2.0 Twin Spark (164A2)	109	06/87 → 09/92	SAG122	Crankshaft sensor	B3	OE 195321101900
2.0 Twin Spark (164A2C, 164A2L, 164A2H)	105	07/90 → 10/92	SAG122	Crankshaft sensor	B3	OE 195321101900
2.0 V6 Turbo (164.A2G, 164.A2F)	150	03/91 → 09/92	SAD009	Knock sensor	B1	OE 60592752
2.0 V6 Turbo (164.A2G, 164.A2F)	150	03/91 → 09/92	SPA129	Coolant temperature sensor	E3	OE 195051110100
2.0 V6 Turbo (164.K3)	148	09/92 → 09/98	SAD009	Knock sensor	B1	OE 60592752
			SPA129	Coolant temperature sensor	E3	OE 195051110100
3.0 (164A)	138	11/87 → 09/91	SVF009	Throttle position sensors	A2	OE 195001102200
3.0 (164AG, 164H1)	156	09/93 → 12/95	SAG040	Crankshaft sensor	B3	OE 60573739
3.0 (164H1)	170	03/95 → 08/97	SAD009	Knock sensor	B1	OE 60592752
			SAC029	Camshaft sensor	B2	OE 46811123
			SAG040	Crankshaft sensor	B3	OE 60573739
	168	04/93 → 02/95	SAD009	Knock sensor	B1	OE 60592752
			SAC029	Camshaft sensor	B2	OE 46811123
			SAG040	Crankshaft sensor	B3	OE 60573739
3.0 24V (164.K1)	155	09/92 → 09/98	SAG040	Crankshaft sensor	B3	OE 60573739
3.0 24V (164K1G, 164K1F)	154	03/95 → 10/97	SAG040	Crankshaft sensor	B3	OE 60573739
3.0 24V Q4 (164.K1M, 164.K1C)	170	02/94 → 09/98	SAD009	Knock sensor	B1	OE 60592752
			SAC029	Camshaft sensor	B2	OE 46811123
			SAG040	Crankshaft sensor	B3	OE 60573739
3.0 24V QV (164.H1)	171	09/92 → 09/98	SAD009	Knock sensor	B1	OE 60592752
			SAC029	Camshaft sensor	B2	OE 46811123
			SAG040	Crankshaft sensor	B3	OE 60573739
			SAG122	Crankshaft sensor	B3	OE 195321101900
3.0 24V QV Trazione integrale (164K1H)	171	11/92 → 10/97	SAD009	Knock sensor	B1	OE 60592752
			SAC029	Camshaft sensor	B2	OE 46811123
			SAG040	Crankshaft sensor	B3	OE 60573739
3.0 i.e. QV (164.AG)	147	09/90 → 09/92	SVF009	Throttle position sensors	A2	OE 195001102200
3.0 V6 (164.A)	141	06/87 → 09/92	SVF009	Throttle position sensors	A2	OE 195001102200
3.0 V6 (164.AD, 164.AH, 164.AB)	135	06/87 → 09/92	SVF009	Throttle position sensors	A2	OE 195001102200

	KW			DESCRIPTION	TYPE	
ALFA ROMEO						
164 (164_)						
3.0 V6 (164.H1A, 164.H1B, 164.K1P)	132	09/92 → 09/98	SPA129	Coolant temperature sensor	E3	OE 195051110100
166 (936_)						
2.0 T.Spark (936A3A_)	114	09/98 → 10/00	SAG122	Crankshaft sensor	B3	OE 195321101900
2.0 V6 (936A3_)	151	09/98 → 10/00	SAD009	Knock sensor	B1	OE 60592752
			SAC029	Camshaft sensor	B2	OE 46811123
			SAG030	Crankshaft sensor	B3	OE 46477973
2.5 V6 24V (936A2_)	140	09/98 → 12/06	SAD009	Knock sensor	B1	OE 60592752
			SAC029	Camshaft sensor	B2	OE 46811123
2.5 V6 24V (936A21_)	138	10/00 → 06/07	SAD009	Knock sensor	B1	OE 60592752
			SAC029	Camshaft sensor	B2	OE 46811123
3.0 V6 24V (936A1000, 936A1001)	166	09/98 → 06/07	SAG039	Crankshaft sensor	B3	OE 46808734
			SAD009	Knock sensor	B1	OE 60592752
			SAC029	Camshaft sensor	B2	OE 46811123
3.0 V6 24V (936A11_)	162	10/00 → 06/07	SAG039	Crankshaft sensor	B3	OE 46808734
			SAD009	Knock sensor	B1	OE 60592752
			SAC029	Camshaft sensor	B2	OE 46811123
3.2 V6 24V (936AXB00, 936AXA00)	176	10/03 → 06/07	SAC029	Camshaft sensor	B2	OE 46811123
			SAG039	Crankshaft sensor	B3	OE 46808734
BRERA (939_)						
2.2 JTS (939.DXB11)	136	01/06 → 05/11	SAD004	Knock sensor	B1	OE 71739674
3.2 JTS (939DXG2B, 939DXG1B)	191	03/08 → 06/10	SAD004	Knock sensor	B1	OE 71739674
3.2 JTS Q4 (939.DXG22)	191	01/06 → 05/11	SAD004	Knock sensor	B1	OE 71739674
GIULIA (952_)						
2.2 D (952AEM250, 952AEA250)	110	10/15 →	APS97	Intake pressure sensor	A3	OE 504073323
	110	10/15 →	SPS013	Exhaust gas pressure sensor	C2	OE 51855119
2.2 D (952AFA25, 952AFM25, 952ALA25)	132	10/15 →	APS97	Intake pressure sensor	A3	OE 504073323
			SPS013	Exhaust gas pressure sensor	C2	OE 51855119
GIULIETTA (940_)						
1.4 BiFuel (940FXA1A, 940FXT1A)	88	12/11 → 02/17	APS23	Intake pressure sensor	A3	OE 46811235
			APS94	Intake pressure sensor	A3	OE 55238125
			APS117	Intake pressure sensor	A3	OE 55238216
			SAD026	Knock sensor	B1	OE 46552951
			SAC095	Camshaft sensor	B2	OE 46798368
			SAG284	Crankshaft sensor	B3	OE 55224031
			STS0223	Exhaust gas temperature sensor	C1	Position: in front of the catalyst; Cable length: 575
1.4 TB (940FXA1A)	88	04/10 →	APS23	Intake pressure sensor	A3	OE 46811235
			APS94	Intake pressure sensor	A3	OE 55238125
			APS107	Intake pressure sensor	A3	OE 77366837
			SAD026	Knock sensor	B1	OE 46552951
			SAC095	Camshaft sensor	B2	OE 46798368
			SAG284	Crankshaft sensor	B3	OE 55224031
			STS0223	Exhaust gas temperature sensor	C1	Position: in front of the catalyst; Cable length: 575
SPA156	Coolant temperature sensor	E3	OE 55190791			
1.4 TB (940FXB1A)	125	04/10 →	ATS20	Intake pressure sensor	A3	OE 504088431
			APS107	Intake pressure sensor	A3	OE 77366837
			SAD026	Knock sensor	B1	OE 46552951
			SAC095	Camshaft sensor	B2	OE 46798368
			SAG284	Crankshaft sensor	B3	OE 55224031

	kw			DESCRIPTION	TYPE	
ALFA ROMEO						
GIULIETTA (940_)						
1.4 TB (940FXB1A)	125	04/10 →	STS0223	Exhaust gas temperature sensor	C1	Position: in front of the catalyst; Cable length: 575
			SPA156	Coolant temperature sensor	E3	OE 55190791
1.6 JTDM (940.FYB1_)	88	02/15 →	APS97	Intake pressure sensor	A3	OE 504073323
			SAG080	Crankshaft sensor	B3	OE 55208561
			SPS013	Exhaust gas pressure sensor	C2	OE 51855119
1.6 JTDM (940FXD1A)	77	04/10 →	ATS20	Intake pressure sensor	A3	OE 504088431
			APS63	Intake pressure sensor	A3	OE 55194788
			APS97	Intake pressure sensor	A3	OE 504073323
			SAF001	Fuel water sensor	A4	OE 77363659
			SAG080	Crankshaft sensor	B3	OE 55208561
			STS0223	Exhaust gas temperature sensor	C1	Position: in front of the catalyst; Cable length: 575
			SPS013	Exhaust gas pressure sensor	C2	OE 51855119
			SPA175	Coolant temperature sensor	E3	OE 55203964
			APS49	Fuel pressure sensor	F2	OE 504247741
			SAG255	Crankshaft sensor	B3	OE 46798352
1.8 Tbi (940FXC1A)	169	05/10 → 09/13	SAG255	Crankshaft sensor	B3	OE 46798352
2.0 JTDM (940.FXL1A)	103	04/10 →	SAF001	Fuel water sensor	A4	OE 77363659
			SAG080	Crankshaft sensor	B3	OE 55208561
			STS0223	Exhaust gas temperature sensor	C1	Position: in front of the catalyst; Cable length: 575
			SPS013	Exhaust gas pressure sensor	C2	OE 51855119
			SPA175	Coolant temperature sensor	E3	OE 55203964
			APS49	Fuel pressure sensor	F2	OE 504247741
			APS134	Fuel pressure sensor	F2	OE 46812910
2.0 JTDM (940.FYC1A, 940.FXQ1A)	110	08/13 →	SAG080	Crankshaft sensor	B3	OE 55208561
			SAG133	Crankshaft sensor	B3	OE 46798345
			SPS013	Exhaust gas pressure sensor	C2	OE 51855119
2.0 JTDM (940FXE1A)	125	04/10 →	ATS20	Intake pressure sensor	A3	OE 504088431
			APS63	Intake pressure sensor	A3	OE 55194788
			SAF001	Fuel water sensor	A4	OE 77363659
			SAG080	Crankshaft sensor	B3	OE 55208561
			STS0223	Exhaust gas temperature sensor	C1	Position: in front of the catalyst; Cable length: 575
			SPS013	Exhaust gas pressure sensor	C2	OE 51855119
			SPA175	Coolant temperature sensor	E3	OE 55203964
			APS49	Fuel pressure sensor	F2	OE 504247741
APS134	Fuel pressure sensor	F2	OE 46812910			
GT (937_)						
1.9 JTD (937CXN1B)	110	11/03 → 09/10	ATS20	Intake pressure sensor	A3	OE 504088431
			SAC068	Camshaft sensor	B2	OE 46798364
			SAG133	Crankshaft sensor	B3	OE 46798345
			STS0237	Exhaust gas temperature sensor	C1	Position: in front of the catalyst; Cable length: 1050
			STS0245	Exhaust gas temperature sensor	C1	Position: post-catalyst; Cable length: 1630
			SPS009	Exhaust gas pressure sensor	C2	OE 51792301
			SPA177	Coolant temperature sensor	E3	OE 46554621
			SAA101	Oil pressure switches	F1	OE 46420838
			APS49	Fuel pressure sensor	F2	OE 504247741
			APS134	Fuel pressure sensor	F2	OE 46812910
3.2 GTA (937CXP1B)	176	11/03 → 09/10	SAC029	Camshaft sensor	B2	OE 46811123
			SAG039	Crankshaft sensor	B3	OE 46808734

	KW			DESCRIPTION	TYPE	
ALFA ROMEO						
GTV (116_)						
2.0 (11636)	96	07/78 → 01/86	SPA131	Coolant temperature sensor	E3	OE 119111101000
6 2.5 (116.CA)	116	11/80 → 02/87	SPA131	Coolant temperature sensor	E3	OE 119111101000
GTV (916_)						
1.8 16V (916C3)	106	05/98 → 12/00	SAG122	Crankshaft sensor	B3	OE 195321101900
2.0 T.SPARK 16V (916.C2_, 916C2C00)	110	06/95 → 10/05	SAD009	Knock sensor	B1	OE 60592752
2.0 T.SPARK 16V (916C2C)	114	09/97 → 03/03	SAG122	Crankshaft sensor	B3	OE 195321101900
2.0 V6 Turbo (916.C2A)	148	06/95 → 09/98	SAD009	Knock sensor	B1	OE 60592752
2.0 V6 Turbo (916.C2A)	148	06/95 → 09/98	SPA129	Coolant temperature sensor	E3	OE 195051110100
3.0 V6 24V (916.C1)	162	10/96 → 10/00	SAD009	Knock sensor	B1	OE 60592752
			SAC029	Camshaft sensor	B2	OE 46811123
3.0 V6 24V (916.C1B_)		10/00 → 10/05	SAC029	Camshaft sensor	B2	OE 46811123
			SAG039	Crankshaft sensor	B3	OE 46808734
3.2 V6 24V (916CXB00)	176	04/03 → 10/05	SAC029	Camshaft sensor	B2	OE 46811123
			SAG039	Crankshaft sensor	B3	OE 46808734
MITO (955_)						
1.3 Multijet (955AXH1B, 955AXT1A)	66	08/08 → 08/10	SAF001	Fuel water sensor	A4	OE 77363659
			SAC068	Camshaft sensor	B2	OE 46798364
			SAC093	Camshaft sensor	B2	OE 46798365
			STS0219	Exhaust gas temperature sensor	C1	Position: for catalytic converter; Cable length: 705
			SPS009	Exhaust gas pressure sensor	C2	OE 51792301
			MWSS014	ABS sensor	D1	OE 46784471; Position: front axle left and right
			MWSS099	ABS sensor	D1	OE 52012826; Position: rear axle left and right
			SPA177	Coolant temperature sensor	E3	OE 46554621
			APS49	Fuel pressure sensor	F2	OE 504247741
1.3 Multijet (955AXP1A, 955AYC1A)	70	09/09 → 12/18	SAF001	Fuel water sensor	A4	OE 77363659
			SAC068	Camshaft sensor	B2	OE 46798364
			SAC093	Camshaft sensor	B2	OE 46798365
			STS0219	Exhaust gas temperature sensor	C1	Position: for catalytic converter; Cable length: 705
			SPS009	Exhaust gas pressure sensor	C2	OE 51792301
			SPS013	Exhaust gas pressure sensor	C2	OE 51855119
			MWSS014	ABS sensor	D1	OE 46784471; Position: front axle left and right
			MWSS099	ABS sensor	D1	OE 52012826; Position: rear axle left and right
			SPA146	Coolant temperature sensor	E3	OE 55206393
1.3 Multijet (955AXT1A)	62	01/11 →	SAC068	Camshaft sensor	B2	OE 46798364
			SAC093	Camshaft sensor	B2	OE 46798365
			SPS009	Exhaust gas pressure sensor	C2	OE 51792301
			SPS013	Exhaust gas pressure sensor	C2	OE 51855119
			MWSS014	ABS sensor	D1	OE 46784471; Position: front axle left and right
			MWSS099	ABS sensor	D1	OE 52012826; Position: rear axle left and right
			SPA146	Coolant temperature sensor	E3	OE 55206393
			APS49	Fuel pressure sensor	F2	OE 504247741
			KITLDF6T	Intake pressure sensor	A3	OE 46533518
1.4 (955AXB1B)	58	08/08 → 08/13	SAD026	Knock sensor	B1	OE 46552951
			SAC095	Camshaft sensor	B2	OE 46798368

	kW			DESCRIPTION	TYPE	
ALFA ROMEO						
MITO (955_)						
1.4 (955AXB1B)	58	08/08 → 08/13	SAC102	Camshaft sensor	B2	Functionality: phase variator
			SAG189	Crankshaft sensor	B3	OE 46815160
			MWSS014	ABS sensor	D1	OE 46784471; Position: front axle left and right
			MWSS099	ABS sensor	D1	OE 52012826; Position: rear axle left and right
			SPA156	Coolant temperature sensor	E3	OE 55190791
1.4 (955AXB1B, 955.AXF1B)	70	09/08 → 08/13	KITLDF6T	Intake pressure sensor	A3	OE 46533518
			SAD026	Knock sensor	B1	OE 46552951
			SAC095	Camshaft sensor	B2	OE 46798368
			SAG189	Crankshaft sensor	B3	OE 46815160
			MWSS014	ABS sensor	D1	OE 46784471; Position: front axle left and right
			MWSS099	ABS sensor	D1	OE 52012826; Position: rear axle left and right
			SPA156	Coolant temperature sensor	E3	OE 55190791
1.4 Bifuel (955AXG1A)	88	01/09 →	APS94	Intake pressure sensor	A3	OE 55238125
			APS117	Intake pressure sensor	A3	OE 55238216
			SAD026	Knock sensor	B1	OE 46552951
			SAC095	Camshaft sensor	B2	OE 46798368
			SAG189	Crankshaft sensor	B3	OE 46815160
			MWSS014	ABS sensor	D1	OE 46784471; Position: front axle left and right
			MWSS099	ABS sensor	D1	OE 52012826; Position: rear axle left and right
1.4 MultiAir (955AXL1B)	77	09/09 → 08/13	KITLDF6T	Intake pressure sensor	A3	OE 46533518
			SAD026	Knock sensor	B1	OE 46552951
			SAC095	Camshaft sensor	B2	OE 46798368
			SAG284	Crankshaft sensor	B3	OE 55224031
			MWSS014	ABS sensor	D1	OE 46784471; Position: front axle left and right
			MWSS099	ABS sensor	D1	OE 52012826; Position: rear axle left and right
			SPA156	Coolant temperature sensor	E3	OE 55190791
1.4 TJet (955AXA1B)	114	08/08 → 06/11	APS23	Intake pressure sensor	A3	OE 46811235
			APS94	Intake pressure sensor	A3	OE 55238125
			SAD026	Knock sensor	B1	OE 46552951
			SAC095	Camshaft sensor	B2	OE 46798368
			SAG189	Crankshaft sensor	B3	OE 46815160
			MWSS014	ABS sensor	D1	OE 46784471; Position: front axle left and right
			MWSS099	ABS sensor	D1	OE 52012826; Position: rear axle left and right
			SPA156	Coolant temperature sensor	E3	OE 55190791
1.4 Turbo MultiAir (955AXM1A, 955AXR11)	99	10/09 →	SAA101	Oil pressure switches	F1	OE 46420838
			ATS20	Intake pressure sensor	A3	OE 504088431
			SAD026	Knock sensor	B1	OE 46552951
			SAC095	Camshaft sensor	B2	OE 46798368
			SAG284	Crankshaft sensor	B3	OE 55224031
			MWSS014	ABS sensor	D1	OE 46784471; Position: front axle left and right
			MWSS099	ABS sensor	D1	OE 52012826; Position: rear axle left and right
1.6 JTDM (955AXC1B)	88	08/08 →	SPA156	Coolant temperature sensor	E3	OE 55190791
			SAF001	Fuel water sensor	A4	OE 77363659
			SAG080	Crankshaft sensor	B3	OE 55208561

	KW			DESCRIPTION	TYPE	
ALFA ROMEO						
MITO (955_)						
1.6 JTDM (955AXC1B)	88	08/08 →	STS0235	Exhaust gas temperature sensor	C1	Cable length: 480
			SPS013	Exhaust gas pressure sensor	C2	OE 51855119
			MWSS014	ABS sensor	D1	OE 46784471; Position: front axle left and right
			MWSS099	ABS sensor	D1	OE 52012826; Position: rear axle left and right
			SPA175	Coolant temperature sensor	E3	OE 55203964
			SAA101	Oil pressure switches	F1	OE 46420838
			APS49	Fuel pressure sensor	F2	OE 504247741
RZ						
3.0 V6 Zagato (162D1)	152	01/92 → 12/94	SVF009	Throttle position sensors	A2	OE 195001102200
SPIDER (115_)						
2000 (11538, 115A1)	93	01/77 → 12/93	SVF009	Throttle position sensors	A2	OE 195001102200
2000 (11538, 115A1)	93	01/77 → 12/93	SPA131	Coolant temperature sensor	E3	OE 119111101000
2000 (115680, 115681)	85	08/86 → 12/90	SPA131	Coolant temperature sensor	E3	OE 119111101000
2000 (115A1A)	88	01/90 → 12/93	SVF009	Throttle position sensors	A2	OE 195001102200
			SPA131	Coolant temperature sensor	E3	OE 119111101000
SPIDER (916_)						
1.8 16V (916S3)	106	05/98 → 04/05	SAG122	Crankshaft sensor	B3	OE 195321101900
2.0 T.SPARK 16V (916S2B)	114	05/98 → 08/00	SAG122	Crankshaft sensor	B3	OE 195321101900
2.0 T.SPARK 16V (916S2C00)	110	06/95 → 04/05	SAD009	Knock sensor	B1	OE 60592752
2.0 V6 Turbo (916S2A)	148	05/98 → 04/05	SAD009	Knock sensor	B1	OE 60592752
			SPA129	Coolant temperature sensor	E3	OE 195051110100
3.0 V6 (916S1)	141	06/95 → 04/05	SAD009	Knock sensor	B1	OE 60592752
			SAC029	Camshaft sensor	B2	OE 46811123
3.0 V6 (916S1B00)	160	09/94 → 04/05	SAC029	Camshaft sensor	B2	OE 46811123
			SAG039	Crankshaft sensor	B3	OE 46808734
3.0 V6 24V (916S1)	162	01/99 → 10/03	SAC029	Camshaft sensor	B2	OE 46811123
			SAG039	Crankshaft sensor	B3	OE 46808734
3.2 V6 24V (916SXB00)	176	04/03 → 04/05	SAC029	Camshaft sensor	B2	OE 46811123
			SAG039	Crankshaft sensor	B3	OE 46808734
SPIDER (939_)						
2.2 JTS (939EXB1B, 939EXB11)	136	03/06 → 03/11	SAD004	Knock sensor	B1	OE 71739674
3.2 JTS (939EXG2B)	191	03/08 → 03/11	SAD004	Knock sensor	B1	OE 71739674
3.2 JTS Q4 (939EXG2B, 939EXG22)	191	03/06 → 03/11	SAD004	Knock sensor	B1	OE 71739674
AUDI						
50 (86)						
1.1	37	08/74 → 07/78	SAA102	Oil pressure switches	F1	OE 021919081C
	44	08/74 → 07/77	SAA102	Oil pressure switches	F1	OE 021919081C
1.3	44	08/77 → 07/78	SAA102	Oil pressure switches	F1	OE 021919081C
80 (81, 85, B2)						
1.3	40	09/78 → 07/81	SAA102	Oil pressure switches	F1	OE 021919081C
	44	09/78 → 07/86	SAA102	Oil pressure switches	F1	OE 021919081C
1.6	54	02/86 → 07/86	SAA102	Oil pressure switches	F1	OE 021919081C
	55	08/78 → 07/86	SPA143	Coolant temperature sensor	E3	OE 026906161
			SAA102	Oil pressure switches	F1	OE 021919081C
	63	08/78 → 02/83	SAA102	Oil pressure switches	F1	OE 021919081C
1.6 D	40	08/80 → 08/86	SAA102	Oil pressure switches	F1	OE 021919081C
1.6 GLE	81	08/78 → 07/82	SAA102	Oil pressure switches	F1	OE 021919081C
1.6 TD	51	08/81 → 05/86	SAA102	Oil pressure switches	F1	OE 021919081C



kW



PARTS & SERVICES

DESCRIPTION

TYPE


AUDI
80 (81, 85, B2)

1.8	65	02/86 → 07/86	SPA143	Coolant temperature sensor	E3	OE 026906161
			SAA102	Oil pressure switches	F1	OE 021919081C
	66	01/83 → 08/86	SPA143	Coolant temperature sensor	E3	OE 026906161
			SAA102	Oil pressure switches	F1	OE 021919081C
1.8 CC quattro (85Q)	66	08/83 → 08/86	SPA143	Coolant temperature sensor	E3	OE 026906161
			SAA102	Oil pressure switches	F1	OE 021919081C
	68	08/84 → 08/86	SAA102	Oil pressure switches	F1	OE 021919081C
			SPA143	Coolant temperature sensor	E3	OE 026906161
1.8 GTE	82	10/84 → 08/86	SAA102	Oil pressure switches	F1	OE 021919081C
	81	08/85 → 07/86	SAA102	Oil pressure switches	F1	OE 021919081C
1.8 GTE quattro (85Q)	82	08/84 → 08/86	SAA102	Oil pressure switches	F1	OE 021919081C
	81	03/85 → 08/86	SPA143	Coolant temperature sensor	E3	OE 026906161
1.9 CD-5S	85	09/81 → 07/83	SAA102	Oil pressure switches	F1	OE 021919081C
2.0	85	10/83 → 09/84	SAA102	Oil pressure switches	F1	OE 021919081C
2.0 quattro (85Q)	85	10/83 → 09/84	SAA102	Oil pressure switches	F1	OE 021919081C
2.2	85	10/80 → 07/83	SAA102	Oil pressure switches	F1	OE 021919081C
2.2 quattro (85Q)	100	08/82 → 07/84	SAA102	Oil pressure switches	F1	OE 021919081C

80 (89, 89Q, 8A, B3)

1.6	55	09/86 → 08/91	SAA102	Oil pressure switches	F1	OE 021919081C
	51	08/87 → 09/91	SPA143	Coolant temperature sensor	E3	OE 026906161
			SAA102	Oil pressure switches	F1	OE 021919081C
	75	08/90 → 10/91	SPA143	Coolant temperature sensor	E3	OE 026906161
1.6 D	40	02/87 → 07/89	SAA102	Oil pressure switches	F1	OE 021919081C
1.6 TD	59	09/86 → 08/91	SAA102	Oil pressure switches	F1	OE 021919081C
1.8	55	10/86 → 01/90	SAA102	Oil pressure switches	F1	OE 021919081C
	83	09/86 → 07/88	SPA143	Coolant temperature sensor	E3	OE 026906161
			SAA102	Oil pressure switches	F1	OE 021919081C
1.8 E	82	06/86 → 08/91	SPA143	Coolant temperature sensor	E3	OE 026906161
			SAA102	Oil pressure switches	F1	OE 021919081C
1.8 E quattro	82	09/86 → 08/91	SAA102	Oil pressure switches	F1	OE 021919081C
1.8 quattro	83	09/86 → 08/90	SPA143	Coolant temperature sensor	E3	OE 026906161
			SAA102	Oil pressure switches	F1	OE 021919081C
1.8 S	65	08/86 → 01/90	SPA143	Coolant temperature sensor	E3	OE 026906161
			SAA102	Oil pressure switches	F1	OE 021919081C
	66	09/86 → 10/91	SPA143	Coolant temperature sensor	E3	OE 026906161
1.8 S quattro	65	09/86 → 07/90	SAA102	Oil pressure switches	F1	OE 021919081C
			SPA143	Coolant temperature sensor	E3	OE 026906161
	66	09/86 → 09/91	SAA102	Oil pressure switches	F1	OE 021919081C
			SPA143	Coolant temperature sensor	E3	OE 026906161
1.9 D	50	08/89 → 08/91	SAA102	Oil pressure switches	F1	OE 021919081C
2.0	82	10/90 → 08/91	SPA143	Coolant temperature sensor	E3	OE 026906161
			SAA102	Oil pressure switches	F1	OE 021919081C
2.0 E	83	08/88 → 10/90	SPA143	Coolant temperature sensor	E3	OE 026906161
			SAA102	Oil pressure switches	F1	OE 021919081C
2.0 E 16V	101	03/90 → 09/91	SPA143	Coolant temperature sensor	E3	OE 026906161
			SAA102	Oil pressure switches	F1	OE 021919081C
2.0 E 16V quattro	101	03/90 → 08/91	SPA143	Coolant temperature sensor	E3	OE 026906161
			SAA102	Oil pressure switches	F1	OE 021919081C
2.0 E quattro	83	08/88 → 09/90	SPA143	Coolant temperature sensor	E3	OE 026906161
			SAA102	Oil pressure switches	F1	OE 021919081C
2.0 quattro	85	10/90 → 08/91	SPA143	Coolant temperature sensor	E3	OE 026906161
			SAA102	Oil pressure switches	F1	OE 021919081C
	82	08/88 → 07/90	SAA102	Oil pressure switches	F1	OE 021919081C

	KW			DESCRIPTION	TYPE	
AUDI						
80 (89, 89Q, 8A, B3)						
2.3 quattro	98	10/87 → 07/89	SPA125	Coolant temperature sensor	E3	OE 026906162
80 (8C2, B4)						
1.6	52	09/91 → 12/94	SAA102	Oil pressure switches	F1	OE 021919081C
1.6 E	74	06/93 → 12/94	SAG127	Crankshaft sensor	B3	OE 050906433
			SAA102	Oil pressure switches	F1	OE 021919081C
1.9 TD	55	09/91 → 12/94	SAA102	Oil pressure switches	F1	OE 021919081C
1.9 TDI	66	09/91 → 12/94	APS29	Intake pressure sensor	A3	OE 2379063111
			SAA102	Oil pressure switches	F1	OE 021919081C
2.0	66	09/91 → 12/94	SAA102	Oil pressure switches	F1	OE 021919081C
2.0 E	85	09/91 → 12/94	SAA102	Oil pressure switches	F1	OE 021919081C
2.0 E 16V	103	08/92 → 12/94	SPA143	Coolant temperature sensor	E3	OE 026906161
			SAA102	Oil pressure switches	F1	OE 021919081C
2.0 E 16V quattro	103	04/92 → 12/94	SPA143	Coolant temperature sensor	E3	OE 026906161
			SAA102	Oil pressure switches	F1	OE 021919081C
2.0 E quattro	85	09/91 → 12/94	SAA102	Oil pressure switches	F1	OE 021919081C
2.3 E	98	09/91 → 12/94	SPA125	Coolant temperature sensor	E3	OE 026906162
			SAA102	Oil pressure switches	F1	OE 021919081C
2.3 E quattro	98	09/91 → 12/94	SPA125	Coolant temperature sensor	E3	OE 026906162
			SAA102	Oil pressure switches	F1	OE 021919081C
2.6	110	07/92 → 12/94	SAG009	Crankshaft sensor	B3	OE 034905381
			SPA143	Coolant temperature sensor	E3	OE 026906161
			SAA102	Oil pressure switches	F1	OE 021919081C
2.6 quattro	110	06/92 → 12/94	ATS08	Air temperature sensor	A1	OE 078906161
			SAG009	Crankshaft sensor	B3	OE 034905381
			SPA143	Coolant temperature sensor	E3	OE 026906161
			SAA102	Oil pressure switches	F1	OE 021919081C
2.8	128	09/91 → 12/94	SAG009	Crankshaft sensor	B3	OE 034905381
			SPA143	Coolant temperature sensor	E3	OE 026906161
			SAA102	Oil pressure switches	F1	OE 021919081C
2.8 quattro	128	09/91 → 12/94	SAG009	Crankshaft sensor	B3	OE 034905381
			SPA143	Coolant temperature sensor	E3	OE 026906161
			SAA102	Oil pressure switches	F1	OE 021919081C
S2 quattro	169	02/93 → 12/94	SAG009	Crankshaft sensor	B3	OE 034905381
			SPA121	Coolant temperature sensor	E3	OE 035919369M
			SAA102	Oil pressure switches	F1	OE 021919081C
80 Avant (8C5, B4)						
1.6 E	74	06/93 → 01/96	SAG127	Crankshaft sensor	B3	OE 050906433
			SAA102	Oil pressure switches	F1	OE 021919081C
1.9 TDI	66	07/92 → 01/96	APS29	Intake pressure sensor	A3	OE 2379063111
			SAA102	Oil pressure switches	F1	OE 021919081C
2.0	66	07/92 → 01/96	SAA102	Oil pressure switches	F1	OE 021919081C
2.0 E	85	07/92 → 01/96	SAA102	Oil pressure switches	F1	OE 021919081C
2.0 E 16V	103	02/93 → 01/96	SPA143	Coolant temperature sensor	E3	OE 026906161
			SAA102	Oil pressure switches	F1	OE 021919081C
2.0 E 16V quattro	103	12/92 → 07/95	SPA143	Coolant temperature sensor	E3	OE 026906161
			SAA102	Oil pressure switches	F1	OE 021919081C
2.3 E	98	07/92 → 01/96	SPA125	Coolant temperature sensor	E3	OE 026906162
			SAA102	Oil pressure switches	F1	OE 021919081C
2.3 E quattro	98	09/91 → 11/94	SPA125	Coolant temperature sensor	E3	OE 026906162
			SAA102	Oil pressure switches	F1	OE 021919081C
			SAG009	Crankshaft sensor	B3	OE 034905381
2.6	110	07/92 → 01/96	SPA143	Coolant temperature sensor	E3	OE 026906161
			SAA102	Oil pressure switches	F1	OE 021919081C



kW



PARTS & SERVICES

DESCRIPTION

TYPE


AUDI
80 Avant (8C5, B4)

2.6 quattro	110	07/92 → 07/95	ATS08	Air temperature sensor	A1	OE 078906161
			SAG009	Crankshaft sensor	B3	OE 034905381
			SPA143	Coolant temperature sensor	E3	OE 026906161
			SAA102	Oil pressure switches	F1	OE 021919081C
2.8	128	09/91 → 01/96	SAG009	Crankshaft sensor	B3	OE 034905381
			SPA143	Coolant temperature sensor	E3	OE 026906161
			SAA102	Oil pressure switches	F1	OE 021919081C
2.8 quattro	128	08/92 → 07/95	SAG009	Crankshaft sensor	B3	OE 034905381
			SPA143	Coolant temperature sensor	E3	OE 026906161
			SAA102	Oil pressure switches	F1	OE 021919081C
RS2 quattro	232	03/94 → 05/95	SAG009	Crankshaft sensor	B3	OE 034905381
			SPA121	Coolant temperature sensor	E3	OE 035919369M
			SAA102	Oil pressure switches	F1	OE 021919081C
S2 quattro	169	02/93 → 07/95	SAG009	Crankshaft sensor	B3	OE 034905381
			SPA121	Coolant temperature sensor	E3	OE 035919369M
			SAA102	Oil pressure switches	F1	OE 021919081C





90 (81, 85, B2)

1.6 TD	51	10/85 → 01/87	SAA102	Oil pressure switches	F1	OE 021919081C
2.0	85	10/84 → 03/87	SAA102	Oil pressure switches	F1	OE 021919081C
	83	03/86 → 03/87	SAA102	Oil pressure switches	F1	OE 021919081C
2.2	85	01/85 → 03/87	SAA102	Oil pressure switches	F1	OE 021919081C
	100	10/84 → 03/87	SAA102	Oil pressure switches	F1	OE 021919081C
2.2 E quattro	100	11/84 → 03/87	SAA102	Oil pressure switches	F1	OE 021919081C
	88	08/85 → 03/87	SPA121	Coolant temperature sensor	E3	OE 035919369M
			SAA102	Oil pressure switches	F1	OE 021919081C

90 (89, 89Q, 8A, B3)

1.6 TD	59	04/87 → 09/91	SAA102	Oil pressure switches	F1	OE 021919081C
2.0	85	07/88 → 09/91	SPA125	Coolant temperature sensor	E3	OE 0269061612
			SPA143	Coolant temperature sensor	E3	OE 026906161
			SAA102	Oil pressure switches	F1	OE 021919081C
2.0 20 V	118	08/89 → 07/91	SAG009	Crankshaft sensor	B3	OE 034905381
			SPA121	Coolant temperature sensor	E3	OE 035919369M
			SAA102	Oil pressure switches	F1	OE 021919081C
2.0 20 V quattro	118	08/88 → 09/91	SAG009	Crankshaft sensor	B3	OE 034905381
			SPA121	Coolant temperature sensor	E3	OE 035919369M
			SAA102	Oil pressure switches	F1	OE 021919081C
2.2 E	100	04/87 → 07/91	SAA102	Oil pressure switches	F1	OE 021919081C
2.3 E	100	04/87 → 07/91	SAA102	Oil pressure switches	F1	OE 021919081C
			SPA125	Coolant temperature sensor	E3	OE 0269061612
			SAA102	Oil pressure switches	F1	OE 021919081C
2.3 E 20V	123	04/90 → 07/91	SAG009	Crankshaft sensor	B3	OE 034905381
			SPA121	Coolant temperature sensor	E3	OE 035919369M
			SAA102	Oil pressure switches	F1	OE 021919081C
			SAG009	Crankshaft sensor	B3	OE 034905381
2.3 E 20V quattro	125	08/88 → 07/91	SPA121	Coolant temperature sensor	E3	OE 035919369M
			SAA102	Oil pressure switches	F1	OE 021919081C
			SAG009	Crankshaft sensor	B3	OE 034905381
			SPA121	Coolant temperature sensor	E3	OE 035919369M
2.3 E 20V quattro	125	06/88 → 09/91	SAA102	Oil pressure switches	F1	OE 021919081C
			SAG009	Crankshaft sensor	B3	OE 034905381
			SPA121	Coolant temperature sensor	E3	OE 035919369M
			SAA102	Oil pressure switches	F1	OE 021919081C
2.3 E 20V quattro	123	04/90 → 09/91	SAG009	Crankshaft sensor	B3	OE 034905381
			SPA121	Coolant temperature sensor	E3	OE 035919369M
			SAA102	Oil pressure switches	F1	OE 021919081C

	KW			DESCRIPTION	TYPE	
AUDI						
90 (89, 89Q, 8A, B3)						
2.3 E quattro	100	04/87 → 07/91	SPA125	Coolant temperature sensor	E3	OE 026906162
			SAA102	Oil pressure switches	F1	OE 021919081C
	98	04/87 → 09/91	SPA125	Coolant temperature sensor	E3	OE 026906162
			SAA102	Oil pressure switches	F1	OE 021919081C
100 (43, C2)						
1.6	63	08/76 → 07/82	SAA102	Oil pressure switches	F1	OE 021919081C
1.9	74	08/80 → 07/82	ATS08	Air temperature sensor	A1	OE 078906161
			SAA102	Oil pressure switches	F1	OE 021919081C
2.0	85	06/76 → 08/78	SAA102	Oil pressure switches	F1	OE 021919081C
2.0 D	51	08/78 → 07/82	SAA102	Oil pressure switches	F1	OE 021919081C
2.1	85	10/77 → 07/82	SAA102	Oil pressure switches	F1	OE 021919081C
	100	03/77 → 07/82	SAA102	Oil pressure switches	F1	OE 021919081C
100 (44, 44Q, C3)						
1.8	65	02/86 → 07/88	SAA102	Oil pressure switches	F1	OE 021919081C
	55	08/82 → 12/87	SAA102	Oil pressure switches	F1	OE 021919081C
	66	08/83 → 07/89	SAA102	Oil pressure switches	F1	OE 021919081C
1.8 Cat	66	03/85 → 11/90	SPA143	Coolant temperature sensor	E3	OE 026906161
			SAA102	Oil pressure switches	F1	OE 021919081C
1.8 Cat quattro	66	08/85 → 11/90	SPA143	Coolant temperature sensor	E3	OE 026906161
			SAA102	Oil pressure switches	F1	OE 021919081C
1.8 quattro	65	08/86 → 07/90	SAA102	Oil pressure switches	F1	OE 021919081C
	66	10/84 → 07/88	SAA102	Oil pressure switches	F1	OE 021919081C
1.9	74	08/82 → 07/84	ATS08	Air temperature sensor	A1	OE 078906161
			SAA102	Oil pressure switches	F1	OE 021919081C
2.0	83	08/86 → 11/87	SPA125	Coolant temperature sensor	E3	OE 026906162
			SAA102	Oil pressure switches	F1	OE 021919081C
	85	08/84 → 12/87	SPA125	Coolant temperature sensor	E3	OE 026906162
2.0 Cat	85	01/88 → 11/90	SPA125	Coolant temperature sensor	E3	OE 026906162
			SAA102	Oil pressure switches	F1	OE 021919081C
2.0 D	51	08/82 → 07/88	SAA102	Oil pressure switches	F1	OE 021919081C
2.0 D Turbo	64	08/82 → 02/88	SAA102	Oil pressure switches	F1	OE 021919081C
	74	03/88 → 11/90	SAA102	Oil pressure switches	F1	OE 021919081C
2.1	100	08/82 → 07/84	SAA102	Oil pressure switches	F1	OE 021919081C
	85	10/84 → 09/86	SAA102	Oil pressure switches	F1	OE 021919081C
2.2	101	08/84 → 12/88	SAA102	Oil pressure switches	F1	OE 021919081C
	101	06/89 → 11/90	SAA102	Oil pressure switches	F1	OE 021919081C
2.2 Cat	101	06/89 → 11/90	SAA102	Oil pressure switches	F1	OE 021919081C
2.2 Cat quattro	101	06/89 → 11/90	SAA102	Oil pressure switches	F1	OE 021919081C
2.2 E quattro	88	08/85 → 07/86	SAA102	Oil pressure switches	F1	OE 021919081C
2.2 E Turbo quattro	121	08/86 → 11/90	SAG009	Crankshaft sensor	B3	OE 034905381
			SAA102	Oil pressure switches	F1	OE 021919081C
2.2 quattro	101	08/84 → 12/88	SAA102	Oil pressure switches	F1	OE 021919081C
2.2 Turbo	121	08/86 → 11/90	SAG009	Crankshaft sensor	B3	OE 034905381
			SAA102	Oil pressure switches	F1	OE 021919081C
2.3 E	100	10/86 → 11/90	SPA125	Coolant temperature sensor	E3	OE 026906162
			SAA102	Oil pressure switches	F1	OE 021919081C
	98	01/90 → 11/90	SPA125	Coolant temperature sensor	E3	OE 026906162
2.3 E quattro	100	08/86 → 11/90	SPA125	Coolant temperature sensor	E3	OE 026906162
			SAA102	Oil pressure switches	F1	OE 021919081C
2.3 quattro	98	01/90 → 11/90	SPA125	Coolant temperature sensor	E3	OE 026906162
			SAA102	Oil pressure switches	F1	OE 021919081C
2.4 D	60	08/89 → 07/91	SAA102	Oil pressure switches	F1	OE 021919081C
2.5 TDI	88	01/90 → 11/90	SPA121	Coolant temperature sensor	E3	OE 035919369M
			SAA102	Oil pressure switches	F1	OE 021919081C

	kW			DESCRIPTION	TYPE	
AUDI						
100 (4A2, C4)						
2.0	74	12/90 → 07/94	SAA102	Oil pressure switches	F1	OE 021919081C
2.0 E	85	12/90 → 07/94	SAA102	Oil pressure switches	F1	OE 021919081C
2.0 E 16V	103	01/92 → 07/94	SPA143	Coolant temperature sensor	E3	OE 026906161
			SAA102	Oil pressure switches	F1	OE 021919081C
2.0 E 16V quattro	103	07/92 → 07/94	SPA143	Coolant temperature sensor	E3	OE 026906161
			SAA102	Oil pressure switches	F1	OE 021919081C
2.0 E quattro	85	12/90 → 07/92	SAA102	Oil pressure switches	F1	OE 021919081C
2.3 E	98	12/90 → 07/94	SPA125	Coolant temperature sensor	E3	OE 0269061612
			SAA102	Oil pressure switches	F1	OE 021919081C
2.3 E quattro	98	12/90 → 07/94	SPA125	Coolant temperature sensor	E3	OE 0269061612
			SAA102	Oil pressure switches	F1	OE 021919081C
2.4 D	60	12/90 → 07/94	SAG009	Crankshaft sensor	B3	OE 034905381
			SAA102	Oil pressure switches	F1	OE 021919081C
2.5 TDI	85	12/90 → 07/94	SAG009	Crankshaft sensor	B3	OE 034905381
			SPA121	Coolant temperature sensor	E3	OE 035919369M
			SAA102	Oil pressure switches	F1	OE 021919081C
2.6	110	03/92 → 07/94	SAG009	Crankshaft sensor	B3	OE 034905381
			SPA143	Coolant temperature sensor	E3	OE 026906161
			SAA102	Oil pressure switches	F1	OE 021919081C
	102	07/93 → 07/94	SAG009	Crankshaft sensor	B3	OE 034905381
			SPA143	Coolant temperature sensor	E3	OE 026906161
2.6 quattro	110	04/92 → 07/94	SAG009	Crankshaft sensor	B3	OE 034905381
			SPA143	Coolant temperature sensor	E3	OE 026906161
			SAA102	Oil pressure switches	F1	OE 021919081C
2.8 E	128	12/90 → 07/94	SAG009	Crankshaft sensor	B3	OE 034905381
			SPA143	Coolant temperature sensor	E3	OE 026906161
			SAA102	Oil pressure switches	F1	OE 021919081C
2.8 E quattro	128	12/90 → 07/94	SAG009	Crankshaft sensor	B3	OE 034905381
			SPA143	Coolant temperature sensor	E3	OE 026906161
			SAA102	Oil pressure switches	F1	OE 021919081C
S4 Turbo quattro	169	08/91 → 07/94	SAA102	Oil pressure switches	F1	OE 021919081C
S4 V8 quattro	213	03/94 → 06/94	SAA102	Oil pressure switches	F1	OE 021919081C
	206	10/92 → 07/94	SPA121	Coolant temperature sensor	E3	OE 035919369M
			SAA102	Oil pressure switches	F1	OE 021919081C
100 (C1)						
1.8	63	09/71 → 07/73	SAA102	Oil pressure switches	F1	OE 021919081C
	74	10/70 → 07/73	SAA102	Oil pressure switches	F1	OE 021919081C
1.9	82	09/71 → 07/73	SAA102	Oil pressure switches	F1	OE 021919081C
100 Avant (43, C2)						
1.6	63	07/77 → 02/83	SAA102	Oil pressure switches	F1	OE 021919081C
1.9	74	08/80 → 07/82	ATS08	Air temperature sensor	A1	OE 078906161
			SAA102	Oil pressure switches	F1	OE 021919081C
2.0	85	08/77 → 07/80	SAA102	Oil pressure switches	F1	OE 021919081C
2.0 D	51	08/78 → 02/83	SAA102	Oil pressure switches	F1	OE 021919081C
2.1	85	07/77 → 02/83	SAA102	Oil pressure switches	F1	OE 021919081C
	100	07/77 → 02/83	SAA102	Oil pressure switches	F1	OE 021919081C
100 Avant (44, 44Q, C3)						
1.8	55	08/82 → 12/87	SAA102	Oil pressure switches	F1	OE 021919081C
	65	02/86 → 07/90	SPA143	Coolant temperature sensor	E3	OE 026906161
			SAA102	Oil pressure switches	F1	OE 021919081C
	66	08/83 → 07/89	SAA102	Oil pressure switches	F1	OE 021919081C
1.8 Cat	66	03/85 → 11/90	SPA143	Coolant temperature sensor	E3	OE 026906161
			SAA102	Oil pressure switches	F1	OE 021919081C

	KW			DESCRIPTION	TYPE	
AUDI						
100 Avant (44, 44Q, C3)						
1.8 Cat quattro	66	08/85 → 10/90	SPA143	Coolant temperature sensor	E3	OE 026906161
			SAA102	Oil pressure switches	F1	OE 021919081C
1.8 quattro	65	08/86 → 07/90	SAA102	Oil pressure switches	F1	OE 021919081C
	66	10/84 → 07/88	SAA102	Oil pressure switches	F1	OE 021919081C
1.9	74	02/83 → 07/84	ATS08	Air temperature sensor	A1	OE 078906161
			SAA102	Oil pressure switches	F1	OE 021919081C
2.0	83	09/86 → 11/87	SPA125	Coolant temperature sensor	E3	OE 0269061612
			SAA102	Oil pressure switches	F1	OE 021919081C
2.0 D	51	03/83 → 11/90	SAA102	Oil pressure switches	F1	OE 021919081C
2.0 E	85	01/85 → 12/87	SPA125	Coolant temperature sensor	E3	OE 0269061612
			SAA102	Oil pressure switches	F1	OE 021919081C
2.0 E Cat	85	01/88 → 11/90	SPA125	Coolant temperature sensor	E3	OE 0269061612
			SAA102	Oil pressure switches	F1	OE 021919081C
2.0 TD	64	03/83 → 10/87	SAA102	Oil pressure switches	F1	OE 021919081C
	74	03/88 → 11/90	SAA102	Oil pressure switches	F1	OE 021919081C
2.1	100	08/82 → 07/84	SAA102	Oil pressure switches	F1	OE 021919081C
2.2	85	10/84 → 09/86	SAA102	Oil pressure switches	F1	OE 021919081C
	101	08/84 → 12/88	SAA102	Oil pressure switches	F1	OE 021919081C
2.2 Cat	101	06/89 → 11/90	SAA102	Oil pressure switches	F1	OE 021919081C
2.2 Cat quattro	101	06/89 → 11/90	SAA102	Oil pressure switches	F1	OE 021919081C
2.2 E quattro	88	08/85 → 07/86	SAA102	Oil pressure switches	F1	OE 021919081C
2.2 quattro	101	08/84 → 12/88	SAA102	Oil pressure switches	F1	OE 021919081C
2.2 Turbo	121	08/86 → 11/90	SAG009	Crankshaft sensor	B3	OE 034905381
			SAA102	Oil pressure switches	F1	OE 021919081C
2.2 Turbo quattro	121	08/86 → 11/90	SAG009	Crankshaft sensor	B3	OE 034905381
			SAA102	Oil pressure switches	F1	OE 021919081C
2.3	100	08/86 → 11/90	SPA125	Coolant temperature sensor	E3	OE 0269061612
			SAA102	Oil pressure switches	F1	OE 021919081C
			SAA102	Oil pressure switches	F1	OE 021919081C
2.3 E quattro	100	08/86 → 11/90	SPA125	Coolant temperature sensor	E3	OE 0269061612
			SAA102	Oil pressure switches	F1	OE 021919081C
2.3 quattro	98	01/90 → 11/90	SPA125	Coolant temperature sensor	E3	OE 0269061612
			SAA102	Oil pressure switches	F1	OE 021919081C
2.4 D	60	08/89 → 11/90	SAA102	Oil pressure switches	F1	OE 021919081C
2.5 TDI	88	01/90 → 11/90	SPA121	Coolant temperature sensor	E3	OE 035919369M
			SAA102	Oil pressure switches	F1	OE 021919081C
100 Avant (4A5, C4)						
2.0 E	74	09/91 → 07/94	SAA102	Oil pressure switches	F1	OE 021919081C
	85	09/91 → 07/94	SAA102	Oil pressure switches	F1	OE 021919081C
2.0 E 16V	103	07/92 → 07/94	SPA143	Coolant temperature sensor	E3	OE 026906161
2.0 E quattro	85	12/90 → 07/92	SPA143	Coolant temperature sensor	E3	OE 026906161
			SAA102	Oil pressure switches	F1	OE 021919081C
2.3 E	98	09/91 → 07/94	SPA125	Coolant temperature sensor	E3	OE 0269061612
			SAA102	Oil pressure switches	F1	OE 021919081C
2.3 E quattro	98	09/91 → 07/94	SPA125	Coolant temperature sensor	E3	OE 0269061612
			SAA102	Oil pressure switches	F1	OE 021919081C
2.4 D	60	12/90 → 07/94	SAG009	Crankshaft sensor	B3	OE 034905381
			SAA102	Oil pressure switches	F1	OE 021919081C
2.5 TDI	85	12/90 → 07/94	SAG009	Crankshaft sensor	B3	OE 034905381
			SPA121	Coolant temperature sensor	E3	OE 035919369M
			SAA102	Oil pressure switches	F1	OE 021919081C
2.6	110	03/92 → 07/94	SAG009	Crankshaft sensor	B3	OE 034905381
			SPA143	Coolant temperature sensor	E3	OE 026906161
			SAA102	Oil pressure switches	F1	OE 021919081C

	kW			DESCRIPTION	TYPE	
AUDI						
100 Avant (4A5, C4)						
2.6	102	07/93 → 07/94	SAG009	Crankshaft sensor	B3	OE 034905381
			SPA143	Coolant temperature sensor	E3	OE 026906161
			SAA102	Oil pressure switches	F1	OE 021919081C
2.6 E quattro	102	08/93 → 07/94	SPA143	Coolant temperature sensor	E3	OE 026906161
2.6 quattro	110	07/92 → 07/94	SAG009	Crankshaft sensor	B3	OE 034905381
			SPA143	Coolant temperature sensor	E3	OE 026906161
			SAA102	Oil pressure switches	F1	OE 021919081C
2.8 E	128	09/91 → 07/94	SAG009	Crankshaft sensor	B3	OE 034905381
			SPA143	Coolant temperature sensor	E3	OE 026906161
			SAA102	Oil pressure switches	F1	OE 021919081C
2.8 E quattro	128	09/91 → 07/94	SAG009	Crankshaft sensor	B3	OE 034905381
			SPA143	Coolant temperature sensor	E3	OE 026906161
			SAA102	Oil pressure switches	F1	OE 021919081C
S4 Turbo quattro	169	09/91 → 07/94	SAA102	Oil pressure switches	F1	OE 021919081C
S4 V8 quattro	213	03/94 → 06/94	SAA102	Oil pressure switches	F1	OE 021919081C
	206	10/92 → 07/94	SAA102	Oil pressure switches	F1	OE 021919081C
200 (43)						
2.1 5E	100	10/79 → 09/82	SAA102	Oil pressure switches	F1	OE 021919081C
2.1 5T	125	10/79 → 08/82	SAA102	Oil pressure switches	F1	OE 021919081C
200 (44, 44Q)						
2.1 5E	100	08/83 → 07/84	SAA102	Oil pressure switches	F1	OE 021919081C
2.1 Turbo	134	08/83 → 01/88	SAA102	Oil pressure switches	F1	OE 021919081C
2.1 Turbo quattro	134	08/83 → 09/86	SAA102	Oil pressure switches	F1	OE 021919081C
2.2	101	08/84 → 07/85	SAA102	Oil pressure switches	F1	OE 021919081C
2.2 20V Turbo quattro	162	03/89 → 12/90	SAG009	Crankshaft sensor	B3	OE 034905381
			SPA121	Coolant temperature sensor	E3	OE 035919369M
			SAA102	Oil pressure switches	F1	OE 021919081C
2.2 Turbo	121	08/85 → 09/91	SAG009	Crankshaft sensor	B3	OE 034905381
			SAA102	Oil pressure switches	F1	OE 021919081C
	140	02/88 → 12/90	SAG009	Crankshaft sensor	B3	OE 034905381
			SAA102	Oil pressure switches	F1	OE 021919081C
	147	02/88 → 12/90	SAG009	Crankshaft sensor	B3	OE 034905381
			SAA102	Oil pressure switches	F1	OE 021919081C
2.2 Turbo quattro	121	01/85 → 12/91	SAG009	Crankshaft sensor	B3	OE 034905381
			SAA102	Oil pressure switches	F1	OE 021919081C
	147	02/88 → 11/90	SAG009	Crankshaft sensor	B3	OE 034905381
			SAA102	Oil pressure switches	F1	OE 021919081C
2.3	100	11/86 → 09/91	SPA125	Coolant temperature sensor	E3	OE 0269061612
			SAA102	Oil pressure switches	F1	OE 021919081C
200 Avant (44, 44Q)						
2.1 Turbo quattro	134	09/83 → 01/88	SAA102	Oil pressure switches	F1	OE 021919081C
2.2 20V Turbo quattro	162	07/89 → 12/90	SAG009	Crankshaft sensor	B3	OE 034905381
			SPA121	Coolant temperature sensor	E3	OE 035919369M
			SAA102	Oil pressure switches	F1	OE 021919081C
2.2 Turbo	121	08/85 → 09/91	SAG009	Crankshaft sensor	B3	OE 034905381
			SAA102	Oil pressure switches	F1	OE 021919081C
2.2 Turbo quattro	121	09/83 → 12/90	SAG009	Crankshaft sensor	B3	OE 034905381
			SAA102	Oil pressure switches	F1	OE 021919081C
	147	02/88 → 12/91	SAG009	Crankshaft sensor	B3	OE 034905381
			SAA102	Oil pressure switches	F1	OE 021919081C
2.3	100	11/86 → 09/91	SPA125	Coolant temperature sensor	E3	OE 0269061612
			SAA102	Oil pressure switches	F1	OE 021919081C

	KW			DESCRIPTION	TYPE		
AUDI							
A1 (8X1, 8XK)							
1.0 TFSI	70	03/15 → 10/18	ATS16	Air temperature sensor	A1	OE 03G906051E; With integrated air pressure sensor	
			SAD031	Knock sensor	B1	OE 030905377C	
			SAC120	Camshaft sensor	B2	OE 04C907601	
			MWSS019	ABS sensor	D1	OE 6Q0927804A; Position: right front	
			MWSS021	ABS sensor	D1	OE 1K0927808; Position: right rear	
			MWSS023	ABS sensor	D1	OE 6Q0927803A; Position: left front	
			MWSS025	ABS sensor	D1	OE 6Q0927807A; Position: left rear	
			MWSS026	ABS sensor	D1	OE 6Q0927808A; Position: right rear	
			MWSS027	ABS sensor	D1	OE 7H0927803; Position: left front	
			MWSS143	ABS sensor	D1	OE 1K0927808A; Position: right rear	
1.2 TFSI	63	05/10 → 04/15	APS40	Intake pressure sensor	A3	OE 038906051B	
			SAD031	Knock sensor	B1	OE 030905377C	
			SAC011	Camshaft sensor	B2	OE 030907601	
			SAG155	Crankshaft sensor	B3	OE 032906433A	
			MWSS019	ABS sensor	D1	OE 6Q0927804A; Position: right front	
			MWSS023	ABS sensor	D1	OE 6Q0927803A; Position: left front	
			MWSS025	ABS sensor	D1	OE 6Q0927807A; Position: left rear	
			MWSS026	ABS sensor	D1	OE 6Q0927808A; Position: right rear	
			MWSS027	ABS sensor	D1	OE 7H0927803; Position: left front	
			MWSS143	ABS sensor	D1	OE 1K0927808A; Position: right rear	
						SPA111	Coolant temperature sensor
			APS131	Fuel pressure sensor	F2	OE 03C906051H	
1.4 TDI	66	11/14 → 10/18	SAC120	Camshaft sensor	B2	OE 04C907601	
			SAC129	Camshaft sensor	B2	OE 04L907601	
			SAG286	Crankshaft sensor	B3	OE 04L906433	
			MWSS019	ABS sensor	D1	OE 6Q0927804A; Position: right front	
			MWSS021	ABS sensor	D1	OE 1K0927808; Position: right rear	
			MWSS023	ABS sensor	D1	OE 6Q0927803A; Position: left front	
			MWSS025	ABS sensor	D1	OE 6Q0927807A; Position: left rear	
			MWSS026	ABS sensor	D1	OE 6Q0927808A; Position: right rear	
			MWSS027	ABS sensor	D1	OE 7H0927803; Position: left front	
			MWSS143	ABS sensor	D1	OE 1K0927808A; Position: right rear	
1.4 TFSI	90	05/10 → 04/15	APS40	Intake pressure sensor	A3	OE 038906051B	
			SAD031	Knock sensor	B1	OE 030905377C	
			SAC011	Camshaft sensor	B2	OE 030907601	
			SAG155	Crankshaft sensor	B3	OE 032906433A	
			MWSS019	ABS sensor	D1	OE 6Q0927804A; Position: right front	
			MWSS023	ABS sensor	D1	OE 6Q0927803A; Position: left front	
			MWSS025	ABS sensor	D1	OE 6Q0927807A; Position: left rear	
			MWSS026	ABS sensor	D1	OE 6Q0927808A; Position: right rear	
			MWSS027	ABS sensor	D1	OE 7H0927803; Position: left front	
			MWSS143	ABS sensor	D1	OE 1K0927808A; Position: right rear	
						SPA111	Coolant temperature sensor
				APS131	Fuel pressure sensor	F2	OE 03C906051H
	92	11/14 → 10/18	ATS16	Air temperature sensor	A1	OE 03G906051E; With integrated air pressure sensor	
			SAD031	Knock sensor	B1	OE 030905377C	
			SAC120	Camshaft sensor	B2	OE 04C907601	
			MWSS019	ABS sensor	D1	OE 6Q0927804A; Position: right front	
			MWSS021	ABS sensor	D1	OE 1K0927808; Position: right rear	
			MWSS023	ABS sensor	D1	OE 6Q0927803A; Position: left front	
			MWSS025	ABS sensor	D1	OE 6Q0927807A; Position: left rear	
MWSS026			ABS sensor	D1	OE 6Q0927808A; Position: right rear		
			MWSS027	ABS sensor	D1	OE 7H0927803; Position: left front	

	kW			DESCRIPTION	TYPE		
AUDI							
A1 (8X1, 8XK)							
1.4 TFSI	92	11/14 → 10/18	MWSS143	ABS sensor	D1	OE 1K0927808A; Position: right rear	
1.6 TDI	66	03/11 → 04/15	SAC129	Camshaft sensor	B2	OE 04L907601	
			SAG155	Crankshaft sensor	B3	OE 032906433A	
			STS0025	Exhaust gas temperature sensor	C1	Position: before soot particulate filter; Cable length: 460	
			STS0039	Exhaust gas temperature sensor	C1	Position: after soot particulate filter; Cable length: 516	
			STS0045	Exhaust gas temperature sensor	C1	Position: before soot particulate filter; Cable length: 570	
			STS0053	Exhaust gas temperature sensor	C1	Position: after soot particulate filter; Cable length: 820	
			STS0139	Exhaust gas temperature sensor	C1	Position: before soot particulate filter; Cable length: 590	
			SPS004	Exhaust gas pressure sensor	C2	OE 059906051C	
			MWSS019	ABS sensor	D1	OE 6Q0927804A; Position: right front	
			MWSS023	ABS sensor	D1	OE 6Q0927803A; Position: left front	
			MWSS025	ABS sensor	D1	OE 6Q0927807A; Position: left rear	
			MWSS026	ABS sensor	D1	OE 6Q0927808A; Position: right rear	
			MWSS027	ABS sensor	D1	OE 7H0927803; Position: left front	
			MWSS143	ABS sensor	D1	OE 1K0927808A; Position: right rear	
			SPA111	Coolant temperature sensor	E3	OE 06A919501	
	1.6 TDI	77	05/10 → 04/15	SAC129	Camshaft sensor	B2	OE 04L907601
				STS0025	Exhaust gas temperature sensor	C1	Position: before soot particulate filter; Cable length: 460
				STS0039	Exhaust gas temperature sensor	C1	Position: after soot particulate filter; Cable length: 516
				STS0045	Exhaust gas temperature sensor	C1	Position: before soot particulate filter; Cable length: 570
				STS0053	Exhaust gas temperature sensor	C1	Position: after soot particulate filter; Cable length: 820
				STS0139	Exhaust gas temperature sensor	C1	Position: before soot particulate filter; Cable length: 590
				SPS004	Exhaust gas pressure sensor	C2	OE 059906051C
				MWSS019	ABS sensor	D1	OE 6Q0927804A; Position: right front
				MWSS023	ABS sensor	D1	OE 6Q0927803A; Position: left front
				MWSS025	ABS sensor	D1	OE 6Q0927807A; Position: left rear
MWSS026				ABS sensor	D1	OE 6Q0927808A; Position: right rear	
MWSS027				ABS sensor	D1	OE 7H0927803; Position: left front	
MWSS143				ABS sensor	D1	OE 1K0927808A; Position: right rear	
SPA111				Coolant temperature sensor	E3	OE 06A919501	
1.6 TDI				85	11/14 → 10/18	SAC129	Camshaft sensor
	SAG286	Crankshaft sensor	B3			OE 04L906433	
	MWSS019	ABS sensor	D1			OE 6Q0927804A; Position: right front	
	MWSS021	ABS sensor	D1			OE 1K0927808; Position: right rear	
	MWSS023	ABS sensor	D1			OE 6Q0927803A; Position: left front	
	MWSS025	ABS sensor	D1			OE 6Q0927807A; Position: left rear	
	MWSS026	ABS sensor	D1			OE 6Q0927808A; Position: right rear	
	MWSS027	ABS sensor	D1			OE 7H0927803; Position: left front	
	MWSS143	ABS sensor	D1			OE 1K0927808A; Position: right rear	
	A1 Sportback (8XA, 8XF)						
1.0 TFSI	70	03/15 → 10/18	ATS16	Air temperature sensor	A1	OE 03G906051E; With integrated air pressure sensor	
1.0 TFSI	70	03/15 → 10/18	SAD031	Knock sensor	B1	OE 030905377C	
			SAC120	Camshaft sensor	B2	OE 04C907601	
			MWSS019	ABS sensor	D1	OE 6Q0927804A; Position: right front	

	KW			DESCRIPTION	TYPE	
AUDI						
A1 Sportback (8XA, 8XF)						
1.0 TFSI	70	03/15 → 10/18	MWSS021	ABS sensor	D1	OE 1K0927808; Position: right rear
			MWSS023	ABS sensor	D1	OE 6Q0927803A; Position: left front
			MWSS025	ABS sensor	D1	OE 6Q0927807A; Position: left rear
			MWSS026	ABS sensor	D1	OE 6Q0927808A; Position: right rear
			MWSS027	ABS sensor	D1	OE 7H0927803; Position: left front
			MWSS143	ABS sensor	D1	OE 1K0927808A; Position: right rear
1.2 TFSI	63	01/12 → 04/15	APS40	Intake pressure sensor	A3	OE 038906051B
			SAD031	Knock sensor	B1	OE 030905377C
			SAC011	Camshaft sensor	B2	OE 030907601
			SAG155	Crankshaft sensor	B3	OE 032906433A
			MWSS019	ABS sensor	D1	OE 6Q0927804A; Position: right front
			MWSS023	ABS sensor	D1	OE 6Q0927803A; Position: left front
			MWSS025	ABS sensor	D1	OE 6Q0927807A; Position: left rear
			MWSS026	ABS sensor	D1	OE 6Q0927808A; Position: right rear
			MWSS027	ABS sensor	D1	OE 7H0927803; Position: left front
			MWSS143	ABS sensor	D1	OE 1K0927808A; Position: right rear
1.4 TDI	66	11/14 → 10/18	SPA111	Coolant temperature sensor	E3	OE 06A919501
			APS131	Fuel pressure sensor	F2	OE 03C906051H
			SAC120	Camshaft sensor	B2	OE 04C907601
			SAC129	Camshaft sensor	B2	OE 04L907601
			SAG286	Crankshaft sensor	B3	OE 04L906433
			MWSS019	ABS sensor	D1	OE 6Q0927804A; Position: right front
			MWSS021	ABS sensor	D1	OE 1K0927808; Position: right rear
			MWSS023	ABS sensor	D1	OE 6Q0927803A; Position: left front
			MWSS025	ABS sensor	D1	OE 6Q0927807A; Position: left rear
			MWSS026	ABS sensor	D1	OE 6Q0927808A; Position: right rear
1.4 TFSI	90	11/11 → 04/15	MWSS027	ABS sensor	D1	OE 7H0927803; Position: left front
			MWSS143	ABS sensor	D1	OE 1K0927808A; Position: right rear
			APS40	Intake pressure sensor	A3	OE 038906051B
			SAD031	Knock sensor	B1	OE 030905377C
			SAC011	Camshaft sensor	B2	OE 030907601
			SAG155	Crankshaft sensor	B3	OE 032906433A
			MWSS019	ABS sensor	D1	OE 6Q0927804A; Position: right front
			MWSS023	ABS sensor	D1	OE 6Q0927803A; Position: left front
			MWSS025	ABS sensor	D1	OE 6Q0927807A; Position: left rear
			MWSS026	ABS sensor	D1	OE 6Q0927808A; Position: right rear
1.4 TFSI	92	11/14 → 10/18	SPA111	Coolant temperature sensor	E3	OE 06A919501
			APS131	Fuel pressure sensor	F2	OE 03C906051H
			ATS16	Air temperature sensor	A1	OE 03G906051E; With integrated air pressure sensor
			SAD031	Knock sensor	B1	OE 030905377C
			SAC120	Camshaft sensor	B2	OE 04C907601
			MWSS019	ABS sensor	D1	OE 6Q0927804A; Position: right front
			MWSS021	ABS sensor	D1	OE 1K0927808; Position: right rear
			MWSS023	ABS sensor	D1	OE 6Q0927803A; Position: left front
			MWSS025	ABS sensor	D1	OE 6Q0927807A; Position: left rear
			MWSS026	ABS sensor	D1	OE 6Q0927808A; Position: right rear
1.6 TDI	66	11/11 → 04/15	MWSS027	ABS sensor	D1	OE 7H0927803; Position: left front
			MWSS143	ABS sensor	D1	OE 1K0927808A; Position: right rear
			SAC129	Camshaft sensor	B2	OE 04L907601
			SAG155	Crankshaft sensor	B3	OE 032906433A
			STS0025	Exhaust gas temperature sensor	C1	Position: before soot particulate filter; Cable length: 460

	kW			DESCRIPTION	TYPE	
AUDI						
A1 Sportback (8XA, 8XF)						
1.6 TDI	66	11/11 → 04/15	STS0039	Exhaust gas temperature sensor	C1	Position: after soot particulate filter; Cable length: 516
			STS0045	Exhaust gas temperature sensor	C1	Position: before soot particulate filter; Cable length: 570
			STS0053	Exhaust gas temperature sensor	C1	Position: after soot particulate filter; Cable length: 820
			STS0139	Exhaust gas temperature sensor	C1	Position: before soot particulate filter; Cable length: 590
			SPS004	Exhaust gas pressure sensor	C2	OE 059906051C
			MWSS019	ABS sensor	D1	OE 6Q0927804A; Position: right front
			MWSS023	ABS sensor	D1	OE 6Q0927803A; Position: left front
			MWSS025	ABS sensor	D1	OE 6Q0927807A; Position: left rear
			MWSS026	ABS sensor	D1	OE 6Q0927808A; Position: right rear
			MWSS027	ABS sensor	D1	OE 7H0927803; Position: left front
			MWSS143	ABS sensor	D1	OE 1K0927808A; Position: right rear
			SPA111	Coolant temperature sensor	E3	OE 06A919501
	77	11/11 → 04/15	SAC129	Camshaft sensor	B2	OE 04L907601
			STS0025	Exhaust gas temperature sensor	C1	Position: before soot particulate filter; Cable length: 460
			STS0039	Exhaust gas temperature sensor	C1	Position: after soot particulate filter; Cable length: 516
			STS0045	Exhaust gas temperature sensor	C1	Position: before soot particulate filter; Cable length: 570
			STS0053	Exhaust gas temperature sensor	C1	Position: after soot particulate filter; Cable length: 820
			STS0139	Exhaust gas temperature sensor	C1	Position: before soot particulate filter; Cable length: 590
			SPS004	Exhaust gas pressure sensor	C2	OE 059906051C
			MWSS019	ABS sensor	D1	OE 6Q0927804A; Position: right front
			MWSS023	ABS sensor	D1	OE 6Q0927803A; Position: left front
			MWSS025	ABS sensor	D1	OE 6Q0927807A; Position: left rear
			MWSS026	ABS sensor	D1	OE 6Q0927808A; Position: right rear
			MWSS027	ABS sensor	D1	OE 7H0927803; Position: left front
	MWSS143	ABS sensor	D1	OE 1K0927808A; Position: right rear		
	SPA111	Coolant temperature sensor	E3	OE 06A919501		
	85	11/14 → 10/18	SAC129	Camshaft sensor	B2	OE 04L907601
			SAG286	Crankshaft sensor	B3	OE 04L906433
			MWSS019	ABS sensor	D1	OE 6Q0927804A; Position: right front
			MWSS021	ABS sensor	D1	OE 1K0927808; Position: right rear
			MWSS023	ABS sensor	D1	OE 6Q0927803A; Position: left front
			MWSS025	ABS sensor	D1	OE 6Q0927807A; Position: left rear
			MWSS026	ABS sensor	D1	OE 6Q0927808A; Position: right rear
			MWSS027	ABS sensor	D1	OE 7H0927803; Position: left front
	MWSS143	ABS sensor	D1	OE 1K0927808A; Position: right rear		
A2 (8Z0)						
1.4	55	02/00 → 08/05	APS87	Intake pressure sensor	A3	OE 03D906051
			APS125	Intake pressure sensor	A3	OE 036906051
			SAD031	Knock sensor	B1	OE 030905377C
			SAC014	Camshaft sensor	B2	OE 02E927321A
			SAC089	Camshaft sensor	B2	OE 070907601
	12/00 → 08/05	SAG256	Crankshaft sensor	B3	OE 030957147A	
	02/00 → 11/00	SAG257	Crankshaft sensor	B3	OE 030957147B	
	06/00 → 08/05	MWSS019	ABS sensor	D1	OE 6Q0927804A; Position: right front	
		MWSS023	ABS sensor	D1	OE 6Q0927803A; Position: left front	

	KW			DESCRIPTION	TYPE	
AUDI						
A2 (8Z0)						
1.4	55	02/00 → 08/05	MWSS025	ABS sensor	D1	OE 6Q0927807A; Position: left rear
			MWSS026	ABS sensor	D1	OE 6Q0927808A; Position: right rear
			SPA109	Coolant temperature sensor	E3	OE 059919501A
			SAA105	Oil pressure switches	F1	OE 036919081C
1.4 TDI	55	02/00 → 08/05	APS39	Intake pressure sensor	A3	OE 038906051
			APS40	Intake pressure sensor	A3	OE 038906051B
			SAD031	Knock sensor	B1	OE 030905377C
			SAC115	Camshaft sensor	B2	OE 038957147A
			SAG134	Crankshaft sensor	B3	OE 045907319A
			MWSS019	ABS sensor	D1	OE 6Q0927804A; Position: right front
	55	06/00 → 08/05	MWSS023	ABS sensor	D1	OE 6Q0927803A; Position: left front
			MWSS025	ABS sensor	D1	OE 6Q0927807A; Position: left rear
		02/00 → 08/05	MWSS026	ABS sensor	D1	OE 6Q0927808A; Position: right rear
			SPA109	Coolant temperature sensor	E3	OE 059919501A
1.6 FSI	81	05/02 → 08/05	SAD031	Knock sensor	B1	OE 030905377C
			SAC011	Camshaft sensor	B2	OE 030907601
			STS0055	Exhaust gas temperature sensor	C1	Position: after soot particulate filter; Cable length: 270
			MWSS019	ABS sensor	D1	OE 6Q0927804A; Position: right front
			MWSS023	ABS sensor	D1	OE 6Q0927803A; Position: left front
			MWSS025	ABS sensor	D1	OE 6Q0927807A; Position: left rear
			MWSS026	ABS sensor	D1	OE 6Q0927808A; Position: right rear
			SPA109	Coolant temperature sensor	E3	OE 059919501A
			SPA111	Coolant temperature sensor	E3	OE 06A919501
			SAA105	Oil pressure switches	F1	OE 036919081C
A3 (8L1)						
1.6	75	08/00 → 05/03	SAD031	Knock sensor	B1	OE 030905377C
			SAC015	Camshaft sensor	B2	OE 06A905161B; OE Quality
			SAC015-1	Camshaft sensor	B2	OE 06A905161B; Aftermarket Quality
			SAC067	Camshaft sensor	B2	OE 07K907601
			SAC075	Camshaft sensor	B2	OE 06B905163A
			SAG018	Crankshaft sensor	B3	OE 06A906433C
			SAG184	Crankshaft sensor	B3	OE 1H0919149C
			SAG220	Crankshaft sensor	B3	OE 01M927321B
			SAG221	Crankshaft sensor	B3	OE 095927321B
			MWSS000	ABS sensor	D1	OE 1H0927808; Position: right front
			MWSS001	ABS sensor	D1	OE 1H0927807; Position: left front
			MWSS002	ABS sensor	D1	OE 1J0927807B; Position: rear axle left and right
			SPA109	Coolant temperature sensor	E3	OE 059919501A
			SPA111	Coolant temperature sensor	E3	OE 06A919501
			SPA165	Coolant temperature sensor	E3	OE 078919501B
1.9 TDI	96	08/00 → 05/03	SAC115	Camshaft sensor	B2	OE 038957147A
			SAG015	Camshaft sensor	B2	OE 038907319D
			SAG184	Crankshaft sensor	B3	OE 1H0919149C
			MWSS000	ABS sensor	D1	OE 1H0927808; Position: right front
			MWSS001	ABS sensor	D1	OE 1H0927807; Position: left front
			MWSS002	ABS sensor	D1	OE 1J0927807B; Position: rear axle left and right
			SPA109	Coolant temperature sensor	E3	OE 059919501A
			SPA165	Coolant temperature sensor	E3	OE 078919501B
	74	10/00 → 05/03	APS39	Intake pressure sensor	A3	OE 038906051
		01/01 → 05/03	APS40	Intake pressure sensor	A3	OE 038906051B
			SAC115	Camshaft sensor	B2	OE 038957147A

	kw			DESCRIPTION	TYPE	
AUDI						
A3 (8L1)						
1.9 TDI	74	10/00 → 05/03	SAG015	Camshaft sensor	B2	OE 038907319D
			SAG184	Crankshaft sensor	B3	OE 1H0919149C
			MWSS000	ABS sensor	D1	OE 1H0927808; Position: right front
			MWSS001	ABS sensor	D1	OE 1H0927807; Position: left front
			MWSS002	ABS sensor	D1	OE 1J0927807B; Position: rear axle left and right
			SPA109	Coolant temperature sensor	E3	OE 059919501A
			SPA165	Coolant temperature sensor	E3	OE 078919501B
A3 (8P1)						
1.2 TSI	77	04/10 → 08/12	APS40	Intake pressure sensor	A3	OE 038906051B
			SAD031	Knock sensor	B1	OE 030905377C
			SAC011	Camshaft sensor	B2	OE 030907601
			SAG155	Crankshaft sensor	B3	OE 032906433A
			MWSS020	ABS sensor	D1	OE 1K0927807; Position: left rear
			MWSS021	ABS sensor	D1	OE 1K0927808; Position: right rear
			MWSS027	ABS sensor	D1	OE 7H0927803; Position: left front
			MWSS028	ABS sensor	D1	OE 7H0927804; Position: right front
			SPA111	Coolant temperature sensor	E3	OE 06A919501
			APS131	Fuel pressure sensor	F2	OE 03C906051H
1.4 TFSI	92	09/07 → 08/12	APS40	Intake pressure sensor	A3	OE 038906051B
			APS70	Intake pressure sensor	A3	OE 036906051G
			SAD031	Knock sensor	B1	OE 030905377C
			SAC011	Camshaft sensor	B2	OE 030907601
			SAG155	Crankshaft sensor	B3	OE 032906433A
			MWSS020	ABS sensor	D1	OE 1K0927807; Position: left rear
			MWSS021	ABS sensor	D1	OE 1K0927808; Position: right rear
			MWSS027	ABS sensor	D1	OE 7H0927803; Position: left front
			MWSS028	ABS sensor	D1	OE 7H0927804; Position: right front
			SPA111	Coolant temperature sensor	E3	OE 06A919501
			SA A105	Oil pressure switches	F1	OE 036919081C
			APS131	Fuel pressure sensor	F2	OE 03C906051H
			1.6	75	05/03 → 08/12	APS70
APS86	Intake pressure sensor	A3				OE 06B906051
SAD031	Knock sensor	B1				OE 030905377C
SAC075	Camshaft sensor	B2				OE 06B905163A
MWSS020	ABS sensor	D1				OE 1K0927807; Position: left rear
MWSS021	ABS sensor	D1				OE 1K0927808; Position: right rear
MWSS027	ABS sensor	D1				OE 7H0927803; Position: left front
MWSS028	ABS sensor	D1				OE 7H0927804; Position: right front
SPA111	Coolant temperature sensor	E3				OE 06A919501
1.6 FSI	85	08/03 → 09/07				ATS13
		06/04 → 09/07	APS70	Intake pressure sensor	A3	OE 036906051G
			APS86	Intake pressure sensor	A3	OE 06B906051
		08/03 → 09/07	APS91	Intake pressure sensor	A3	OE 0279980411
			SAD031	Knock sensor	B1	OE 030905377C
			SAC011	Camshaft sensor	B2	OE 030907601
			SAG166	Crankshaft sensor	B3	OE 036906433
			STS0055	Exhaust gas temperature sensor	C1	Position: after soot particulate filter; Cable length: 270
			STS0093	Exhaust gas temperature sensor	C1	Position: before soot particulate filter; Cable length: 460
			MWSS020	ABS sensor	D1	OE 1K0927807; Position: left rear
			MWSS021	ABS sensor	D1	OE 1K0927808; Position: right rear
			MWSS027	ABS sensor	D1	OE 7H0927803; Position: left front
			MWSS028	ABS sensor	D1	OE 7H0927804; Position: right front

	KW			DESCRIPTION	TYPE	
AUDI						
A3 (8P1)						
1.6 FSI	85	08/03 → 09/07	SPA111	Coolant temperature sensor	E3	OE 06A919501
			SAA105	Oil pressure switches	F1	OE 036919081C
			SAG155	Crankshaft sensor	B3	OE 032906433A
			STS0011	Exhaust gas temperature sensor	C1	Position: before soot particulate filter; Cable length: 710
			STS0013	Exhaust gas temperature sensor	C1	Position: after soot particulate filter; Cable length: 825
	66	05/09 → 08/12	SPS005	Exhaust gas pressure sensor	C2	OE 076906051B
			MWSS020	ABS sensor	D1	OE 1K0927807; Position: left rear
			MWSS021	ABS sensor	D1	OE 1K0927808; Position: right rear
			MWSS027	ABS sensor	D1	OE 7H0927803; Position: left front
			MWSS028	ABS sensor	D1	OE 7H0927804; Position: right front
			SPA111	Coolant temperature sensor	E3	OE 06A919501
1.6 TDI			SAG155	Crankshaft sensor	B3	OE 032906433A
			STS0011	Exhaust gas temperature sensor	C1	Position: before soot particulate filter; Cable length: 710
			STS0013	Exhaust gas temperature sensor	C1	Position: after soot particulate filter; Cable length: 825
	77	05/09 → 08/12	SPS005	Exhaust gas pressure sensor	C2	OE 076906051B
			MWSS020	ABS sensor	D1	OE 1K0927807; Position: left rear
			MWSS021	ABS sensor	D1	OE 1K0927808; Position: right rear
			MWSS027	ABS sensor	D1	OE 7H0927803; Position: left front
			MWSS028	ABS sensor	D1	OE 7H0927804; Position: right front
			SPA111	Coolant temperature sensor	E3	OE 06A919501
1.8 TFSI	118	11/06 → 08/12	ATS13	Air temperature sensor	A1	OE 06B905379
			APS70	Intake pressure sensor	A3	OE 036906051G
			SAC114	Camshaft sensor	B2	OE 07L905163
			MWSS020	ABS sensor	D1	OE 1K0927807; Position: left rear
			MWSS021	ABS sensor	D1	OE 1K0927808; Position: right rear
			MWSS027	ABS sensor	D1	OE 7H0927803; Position: left front
			MWSS028	ABS sensor	D1	OE 7H0927804; Position: right front
			SPA111	Coolant temperature sensor	E3	OE 06A919501
			APS131	Fuel pressure sensor	F2	OE 03C906051H
1.9 TDI			APS40	Intake pressure sensor	A3	OE 038906051B
		05/03 → 05/10	SAC073	Camshaft sensor	B2	OE 06C905163B
			SAC118	Camshaft sensor	B2	OE 03G906433
			SAG166	Crankshaft sensor	B3	OE 036906433
		05/03 → 12/08	SAG287	Crankshaft sensor	B3	OE 036906433B
	77		STS0017	Exhaust gas temperature sensor	C1	Position: before turbocharger; Cable length: 720
			STS0019	Exhaust gas temperature sensor	C1	Position: before soot particulate filter; Cable length: 510
			STS0021	Exhaust gas temperature sensor	C1	Position: after soot particulate filter; Cable length: 825
		05/03 → 05/10	SPS003	Exhaust gas pressure sensor	C2	OE 076906051A
			MWSS020	ABS sensor	D1	OE 1K0927807; Position: left rear
			MWSS021	ABS sensor	D1	OE 1K0927808; Position: right rear
			MWSS027	ABS sensor	D1	OE 7H0927803; Position: left front
			MWSS028	ABS sensor	D1	OE 7H0927804; Position: right front
			SPA111	Coolant temperature sensor	E3	OE 06A919501
2.0 FSI	110	05/03 → 06/08	ATS13	Air temperature sensor	A1	OE 06B905379
			APS70	Intake pressure sensor	A3	OE 036906051G
			APS86	Intake pressure sensor	A3	OE 06B906051
			SAD031	Knock sensor	B1	OE 030905377C
			SAC073	Camshaft sensor	B2	OE 06C905163B

	kW			DESCRIPTION	TYPE		
AUDI							
A3 (8P1)							
2.0 FSI	110	05/03 → 06/08	SAG100	Crankshaft sensor	B3	OE 06A906433B	
			STS0093	Exhaust gas temperature sensor	C1	Position: before soot particulate filter; Cable length: 460	
			MWSS020	ABS sensor	D1	OE 1K0927807; Position: left rear	
			MWSS021	ABS sensor	D1	OE 1K0927808; Position: right rear	
			MWSS027	ABS sensor	D1	OE 7H0927803; Position: left front	
			MWSS028	ABS sensor	D1	OE 7H0927804; Position: right front	
			SPA111	Coolant temperature sensor	E3	OE 06A919501	
2.0 TDI	100	05/03 → 08/12	ATS16	Air temperature sensor	A1	OE 03G906051E; With integrated air pressure sensor	
			SAC073	Camshaft sensor	B2	OE 06C905163B	
			SAC085	Camshaft sensor	B2	OE 03G957147A	
			SAC118	Camshaft sensor	B2	OE 03G906433	
			SAG155	Crankshaft sensor	B3	OE 032906433A	
			SAG166	Crankshaft sensor	B3	OE 036906433	
			SAG287	Crankshaft sensor	B3	OE 036906433B	
			STS0011	Exhaust gas temperature sensor	C1	Position: before soot particulate filter; Cable length: 710	
			SPS004	Exhaust gas pressure sensor	C2	OE 059906051C	
			SPS003	Exhaust gas pressure sensor	C2	OE 076906051A	
			MWSS020	ABS sensor	D1	OE 1K0927807; Position: left rear	
			MWSS021	ABS sensor	D1	OE 1K0927808; Position: right rear	
			MWSS027	ABS sensor	D1	OE 7H0927803; Position: left front	
			MWSS028	ABS sensor	D1	OE 7H0927804; Position: right front	
	SPA111	Coolant temperature sensor	E3	OE 06A919501			
	125	03/06 → 08/12	ATS16	Air temperature sensor	A1	OE 03G906051E; With integrated air pressure sensor	
			SAC085	Camshaft sensor	B2	OE 03G957147A	
			SAG155	Crankshaft sensor	B3	OE 032906433A	
			SAG166	Crankshaft sensor	B3	OE 036906433	
			SAG287	Crankshaft sensor	B3	OE 036906433B	
			STS0011	Exhaust gas temperature sensor	C1	Position: before soot particulate filter; Cable length: 710	
			STS0013	Exhaust gas temperature sensor	C1	Position: after soot particulate filter; Cable length: 825	
			STS0017	Exhaust gas temperature sensor	C1	Position: after turbocharger; Cable length: 720	
STS0019			Exhaust gas temperature sensor	C1	Position: before soot particulate filter; Cable length: 510		
STS0021			Exhaust gas temperature sensor	C1	Position: after soot particulate filter; Cable length: 825		
SPS003			Exhaust gas pressure sensor	C2	OE 076906051A		
MWSS020			ABS sensor	D1	OE 1K0927807; Position: left rear		
MWSS021			ABS sensor	D1	OE 1K0927808; Position: right rear		
MWSS027			ABS sensor	D1	OE 7H0927803; Position: left front		
MWSS028			ABS sensor	D1	OE 7H0927804; Position: right front		
SPA111			Coolant temperature sensor	E3	OE 06A919501		
103			06/05 → 06/08	SAC118	Camshaft sensor	B2	OE 03G906433
				SAG166	Crankshaft sensor	B3	OE 036906433
				SAG287	Crankshaft sensor	B3	OE 036906433B
	STS0017	Exhaust gas temperature sensor		C1	Position: after turbocharger; Cable length: 720		
	STS0019	Exhaust gas temperature sensor		C1	Position: before soot particulate filter; Cable length: 510		

	KW			DESCRIPTION	TYPE	
AUDI						
A3 (8P1)						
2.0 TDI	103	06/05 → 06/08	STS0021	Exhaust gas temperature sensor	C1	Position: after soot particulate filter; Cable length: 825
			SPS003	Exhaust gas pressure sensor	C2	OE 076906051A
			MWSS020	ABS sensor	D1	OE 1K0927807; Position: left rear
			MWSS021	ABS sensor	D1	OE 1K0927808; Position: right rear
			MWSS027	ABS sensor	D1	OE 7H0927803; Position: left front
			MWSS028	ABS sensor	D1	OE 7H0927804; Position: right front
			SPA111	Coolant temperature sensor	E3	OE 06A919501
2.0 TDI 16V	103	05/03 → 08/12	ATS16	Air temperature sensor	A1	OE 03G906051E; With integrated air pressure sensor
			APS40	Intake pressure sensor	A3	OE 038906051B
			SAC073	Camshaft sensor	B2	OE 06C905163B
			SAC085	Camshaft sensor	B2	OE 03G957147A
			SAC118	Camshaft sensor	B2	OE 03G906433
			SAG155	Crankshaft sensor	B3	OE 032906433A
			SAG166	Crankshaft sensor	B3	OE 036906433
			SAG287	Crankshaft sensor	B3	OE 036906433B
			STS0011	Exhaust gas temperature sensor	C1	Position: before soot particulate filter; Cable length: 710
			STS0093	Exhaust gas temperature sensor	C1	Position: in front of the catalyzt; Cable length: 460
			SPS004	Exhaust gas pressure sensor	C2	OE 059906051C
			SPS003	Exhaust gas pressure sensor	C2	OE 076906051A
			MWSS020	ABS sensor	D1	OE 1K0927807; Position: left rear
			MWSS021	ABS sensor	D1	OE 1K0927808; Position: right rear
MWSS027	ABS sensor	D1	OE 7H0927803; Position: left front			
MWSS028	ABS sensor	D1	OE 7H0927804; Position: right front			
SPA111	Coolant temperature sensor	E3	OE 06A919501			
2.0 TDI 16V quattro	10	08/04 → 08/12	ATS16	Air temperature sensor	A1	OE 03G906051E; With integrated air pressure sensor
			SAC073	Camshaft sensor	B2	OE 06C905163B
			SAC085	Camshaft sensor	B2	OE 03G957147A
			SAC118	Camshaft sensor	B2	OE 03G906433
			SAG155	Crankshaft sensor	B3	OE 032906433A
			SAG166	Crankshaft sensor	B3	OE 036906433
			SAG287	Crankshaft sensor	B3	OE 036906433B
			STS0011	Exhaust gas temperature sensor	C1	Position: before soot particulate filter; Cable length: 710
			STS0013	Exhaust gas temperature sensor	C1	Position: after soot particulate filter; Cable length: 825
			SPS004	Exhaust gas pressure sensor	C2	OE 059906051C
			SPS003	Exhaust gas pressure sensor	C2	OE 076906051A
			MWSS027	ABS sensor	D1	OE 7H0927803; Position: left front
			MWSS028	ABS sensor	D1	OE 7H0927804; Position: right front
			SPA111	Coolant temperature sensor	E3	OE 06A919501
2.0 TDI quattro	125	03/06 → 08/12	ATS16	Air temperature sensor	A1	OE 03G906051E; With integrated air pressure sensor
			SAC085	Camshaft sensor	B2	OE 03G957147A
			SAC118	Camshaft sensor	B2	OE 03G906433
			SAG155	Crankshaft sensor	B3	OE 032906433A
			SAG166	Crankshaft sensor	B3	OE 036906433
			SAG287	Crankshaft sensor	B3	OE 036906433B
			STS0011	Exhaust gas temperature sensor	C1	Position: before soot particulate filter; Cable length: 710

	kW			DESCRIPTION	TYPE		
AUDI							
A3 (8P1)							
2.0 TDI quattro	125	03/06 → 08/12	STS0013	Exhaust gas temperature sensor	C1	Position: after soot particulate filter; Cable length: 825	
			STS0017	Exhaust gas temperature sensor	C1	Position: after turbocharger; Cable length: 720	
			STS0019	Exhaust gas temperature sensor	C1	Position: before soot particulate filter; Cable length: 510	
			STS0021	Exhaust gas temperature sensor	C1	Position: after soot particulate filter; Cable length: 825	
			SPS003	Exhaust gas pressure sensor	C2	OE 076906051A	
			MWSS027	ABS sensor	D1	OE 7H0927803; Position: left front	
			MWSS028	ABS sensor	D1	OE 7H0927804; Position: right front	
			SPA111	Coolant temperature sensor	E3	OE 06A919501	
2.0 TFSI	147	09/04 → 08/12	ATS13	Air temperature sensor	A1	OE 06B905379	
			APS70	Intake pressure sensor	A3	OE 036906051G	
			SAC073	Camshaft sensor	B2	OE 06C905163B	
			SAC110	Camshaft sensor	B2	OE 06H906433	
			SAC114	Camshaft sensor	B2	OE 07L905163	
			MWSS020	ABS sensor	D1	OE 1K0927807; Position: left rear	
			MWSS021	ABS sensor	D1	OE 1K0927808; Position: right rear	
			MWSS027	ABS sensor	D1	OE 7H0927803; Position: left front	
			MWSS028	ABS sensor	D1	OE 7H0927804; Position: right front	
			SPA111	Coolant temperature sensor	E3	OE 06A919501	
			APS131	Fuel pressure sensor	F2	OE 03C906051H	
3.2 V6 quattro	184	07/03 → 05/09	SAG065	Crankshaft sensor	B3	OE 022957147	
S3 quattro	195	11/06 → 08/12	ATS13	Air temperature sensor	A1	OE 06B905379	
			SAC073	Camshaft sensor	B2	OE 06C905163B	
		07/08 → 08/12	MWSS027	ABS sensor	D1	OE 7H0927803; Position: left front	
			MWSS028	ABS sensor	D1	OE 7H0927804; Position: right front	
		11/06 → 08/12	SPA111	Coolant temperature sensor	E3	OE 06A919501	
			APS131	Fuel pressure sensor	F2	OE 03C906051H	
A3 (8V1, 8VK)							
1.4 TFSI	90	04/12 →	ATS16	Air temperature sensor	A1	OE 03G906051E; With integrated air pressure sensor	
			SAD031	Knock sensor	B1	OE 030905377C	
			SAC120	Camshaft sensor	B2	OE 04C907601	
			SAG289	Crankshaft sensor	B3	OE 04C906433	
		08/12 →	MWSS019	ABS sensor	D1	OE 6Q0927804A; Position: right front	
			MWSS023	ABS sensor	D1	OE 6Q0927803A; Position: left front	
			MWSS077	ABS sensor	D1	OE 2K0927807; Position: rear axle left and right	
			MWSS141	ABS sensor	D1	OE WHT003864B; Position: rear axle left and right	
		04/12 →	SPA111	Coolant temperature sensor	E3	OE 06A919501	
			SPA192	Coolant temperature sensor	E3	OE 03F919501A	
			SAA105	Oil pressure switches	F1	OE 036919081C	
		92	05/14 →	ATS16	Air temperature sensor	A1	OE 03G906051E; With integrated air pressure sensor
				SAD031	Knock sensor	B1	OE 030905377C
				SAC120	Camshaft sensor	B2	OE 04C907601
SAG289	Crankshaft sensor			B3	OE 04C906433		
MWSS019	ABS sensor			D1	OE 6Q0927804A; Position: right front		
MWSS023	ABS sensor			D1	OE 6Q0927803A; Position: left front		
			MWSS077	ABS sensor	D1	OE 2K0927807; Position: rear axle left and right	

	KW			DESCRIPTION	TYPE	
AUDI						
A3 (8V1, 8VK)						
1.4 TFSI	92	05/14 →	MWSS141	ABS sensor	D1	OE WHT003864B; Position: rear axle left and right
1.4 TSI	110	05/14 →	ATS16	Air temperature sensor	A1	OE 03G906051E; With integrated air pressure sensor
			SAD031	Knock sensor	B1	OE 030905377C
			SAC120	Camshaft sensor	B2	OE 04C907601
			SAG289	Crankshaft sensor	B3	OE 04C906433
			MWSS019	ABS sensor	D1	OE 6Q0927804A; Position: right front
			MWSS023	ABS sensor	D1	OE 6Q0927803A; Position: left front
			MWSS077	ABS sensor	D1	OE 2K0927807; Position: rear axle left and right
1.6 TDI	77	10/12 →	SAC129	Camshaft sensor	B2	OE 04L907601
			SAG286	Crankshaft sensor	B3	OE 04L906433
			STS0189	Exhaust gas temperature sensor	C1	Position: after soot particulate filter; Cable length: 735
			STS0229	Exhaust gas temperature sensor	C1	Position: before soot particulate filter; Cable length: 935
			MWSS019	ABS sensor	D1	OE 6Q0927804A; Position: right front
			MWSS023	ABS sensor	D1	OE 6Q0927803A; Position: left front
			MWSS077	ABS sensor	D1	OE 2K0927807; Position: rear axle left and right
	81	09/13 →	MWSS141	ABS sensor	D1	OE WHT003864B; Position: rear axle left and right
			SAC129	Camshaft sensor	B2	OE 04L907601
			SAG286	Crankshaft sensor	B3	OE 04L906433
			STS0189	Exhaust gas temperature sensor	C1	Position: after soot particulate filter; Cable length: 735
			STS0229	Exhaust gas temperature sensor	C1	Position: before soot particulate filter; Cable length: 935
			STS0247	Exhaust gas temperature sensor	C1	Position: in front of the catalyst; Cable length: 730
			STS0249	Exhaust gas temperature sensor	C1	Position: before particle filter; Cable length: 945
2.0 TDI	110	04/12 →	STS0251	Exhaust gas temperature sensor	C1	Position: before catalyst; Cable length: 745
			MWSS019	ABS sensor	D1	OE 6Q0927804A; Position: right front
			MWSS023	ABS sensor	D1	OE 6Q0927803A; Position: left front
			MWSS077	ABS sensor	D1	OE 2K0927807; Position: rear axle left and right
			MWSS141	ABS sensor	D1	OE WHT003864B; Position: rear axle left and right
			SAC129	Camshaft sensor	B2	OE 04L907601
			SAG286	Crankshaft sensor	B3	OE 04L906433
2.0 TDI	110	04/12 →	STS0241	Exhaust gas temperature sensor	C1	Position: before turbocharger; Cable length: 610
			MWSS019	ABS sensor	D1	OE 6Q0927804A; Position: right front
			MWSS023	ABS sensor	D1	OE 6Q0927803A; Position: left front
			MWSS077	ABS sensor	D1	OE 2K0927807; Position: rear axle left and right
			MWSS141	ABS sensor	D1	OE WHT003864B; Position: rear axle left and right

	kw			DESCRIPTION	TYPE	
AUDI						
A3 (8V1, 8VK)						
S3 quattro	221	11/12 →	SAC120	Camshaft sensor	B2	OE 04C907601
			SAG243	Crankshaft sensor	B3	OE 06H906433B
			MWSS019	ABS sensor	D1	OE 6Q0927804A; Position: right front
			MWSS023	ABS sensor	D1	OE 6Q0927803A; Position: left front
			MWSS027	ABS sensor	D1	OE 7H0927803; Position: left front
			MWSS028	ABS sensor	D1	OE 7H0927804; Position: right front
			MWSS067	ABS sensor	D1	OE 7L0927807A; Position: left
			MWSS068	ABS sensor	D1	OE 7L0927808A; Position: right
			MWSS077	ABS sensor	D1	OE 2K0927807; Position: rear axle left and right
			MWSS141	ABS sensor	D1	OE WHT003864B; Position: rear axle left and right
			SPA196	Coolant temperature sensor	E3	OE 06K919523
A3 Cabriolet (8P7)						
1.8 TFSI	118	04/08 → 05/13	ATS13	Air temperature sensor	A1	OE 06B905379
			SAC110	Camshaft sensor	B2	OE 06H906433
			SAC114	Camshaft sensor	B2	OE 07L905163
			MWSS020	ABS sensor	D1	OE 1K0927807; Position: left rear
			MWSS021	ABS sensor	D1	OE 1K0927808; Position: right rear
			MWSS027	ABS sensor	D1	OE 7H0927803; Position: left front
			MWSS028	ABS sensor	D1	OE 7H0927804; Position: right front
			SPA111	Coolant temperature sensor	E3	OE 06A919501
			APS131	Fuel pressure sensor	F2	OE 03C906051H
2.0 TDI	103	04/08 → 05/13	ATS16	Air temperature sensor	A1	OE 03G906051E; With integrated air pressure sensor
			SAC118	Camshaft sensor	B2	OE 03G906433
			SAG155	Crankshaft sensor	B3	OE 032906433A
			STS0011	Exhaust gas temperature sensor	C1	Position: before soot particulate filter; Cable length: 710
			STS0013	Exhaust gas temperature sensor	C1	Position: after soot particulate filter; Cable length: 825
			SPS003	Exhaust gas pressure sensor	C2	OE 076906051A
			MWSS020	ABS sensor	D1	OE 1K0927807; Position: left rear
			MWSS021	ABS sensor	D1	OE 1K0927808; Position: right rear
			MWSS027	ABS sensor	D1	OE 7H0927803; Position: left front
			MWSS028	ABS sensor	D1	OE 7H0927804; Position: right front
SPA111	Coolant temperature sensor	E3	OE 06A919501			
A3 Cabriolet (8V7, 8VE)						
1.4 TSI	110	05/14 →	ATS16	Air temperature sensor	A1	OE 03G906051E; With integrated air pressure sensor
			SAD031	Knock sensor	B1	OE 030905377C
			SAC120	Camshaft sensor	B2	OE 04C907601
			MWSS019	ABS sensor	D1	OE 6Q0927804A; Position: right front
			MWSS023	ABS sensor	D1	OE 6Q0927803A; Position: left front
			MWSS077	ABS sensor	D1	OE 2K0927807; Position: rear axle left and right
			MWSS141	ABS sensor	D1	OE WHT003864B; Position: rear axle left and right
A3 Limousine (8VS, 8VM)						
1.4 TSI	110	05/14 →	ATS16	Air temperature sensor	A1	OE 03G906051E; With integrated air pressure sensor
			SAD031	Knock sensor	B1	OE 030905377C
			SAC120	Camshaft sensor	B2	OE 04C907601
			SAG289	Crankshaft sensor	B3	OE 04C906433
			MWSS019	ABS sensor	D1	OE 6Q0927804A; Position: right front

	KW			DESCRIPTION	TYPE	
AUDI						
A3 Limousine (8VS, 8VM)						
1.4 TSI	110	05/14 →	MWSS023	ABS sensor	D1	OE 6Q0927803A; Position: left front
			MWSS077	ABS sensor	D1	OE 2K0927807; Position: rear axle left and right
			MWSS141	ABS sensor	D1	OE WHT003864B; Position: rear axle left and right
1.6 TDI	81	05/14 →	SAC129	Camshaft sensor	B2	OE 04L907601
			SAG286	Crankshaft sensor	B3	OE 04L906433
			STS0189	Exhaust gas temperature sensor	C1	Position: after soot particulate filter; Cable length: 735
			STS0229	Exhaust gas temperature sensor	C1	Position: before soot particulate filter; Cable length: 935
			STS0247	Exhaust gas temperature sensor	C1	Position: in front of the catalyst; Cable length: 730
			STS0249	Exhaust gas temperature sensor	C1	Position: before particle filter; Cable length: 945
			STS0251	Exhaust gas temperature sensor	C1	Position: before catalyst; Cable length: 745
			MWSS019	ABS sensor	D1	OE 6Q0927804A; Position: right front
			MWSS023	ABS sensor	D1	OE 6Q0927803A; Position: left front
			MWSS077	ABS sensor	D1	OE 2K0927807; Position: rear axle left and right
2.0 TDI	110	05/13 →	SAC129	Camshaft sensor	B2	OE 04L907601
			SAG286	Crankshaft sensor	B3	OE 04L906433
			STS0241	Exhaust gas temperature sensor	C1	Position: before turbocharger; Cable length: 610
			MWSS019	ABS sensor	D1	OE 6Q0927804A; Position: right front
			MWSS023	ABS sensor	D1	OE 6Q0927803A; Position: left front
			MWSS077	ABS sensor	D1	OE 2K0927807; Position: rear axle left and right
			MWSS141	ABS sensor	D1	OE WHT003864B; Position: rear axle left and right
A3 Sportback (8PA)						
1.2 TSI	77	04/10 → 03/13	APS40	Intake pressure sensor	A3	OE 038906051B
			SAD031	Knock sensor	B1	OE 030905377C
			SAC011	Camshaft sensor	B2	OE 030907601
			SAG155	Crankshaft sensor	B3	OE 032906433A
			MWSS020	ABS sensor	D1	OE 1K0927807; Position: left rear
			MWSS021	ABS sensor	D1	OE 1K0927808; Position: right rear
			MWSS027	ABS sensor	D1	OE 7H0927803; Position: left front
			MWSS028	ABS sensor	D1	OE 7H0927804; Position: right front
			SPA111	Coolant temperature sensor	E3	OE 06A919501
			APS131	Fuel pressure sensor	F2	OE 03C906051H
1.4 TFSI	92	09/07 → 03/13	APS40	Intake pressure sensor	A3	OE 038906051B
			APS70	Intake pressure sensor	A3	OE 036906051G
			SAD031	Knock sensor	B1	OE 030905377C
			SAC011	Camshaft sensor	B2	OE 030907601
			SAG155	Crankshaft sensor	B3	OE 032906433A
			MWSS020	ABS sensor	D1	OE 1K0927807; Position: left rear
			MWSS021	ABS sensor	D1	OE 1K0927808; Position: right rear
			MWSS027	ABS sensor	D1	OE 7H0927803; Position: left front
			MWSS028	ABS sensor	D1	OE 7H0927804; Position: right front
			SPA111	Coolant temperature sensor	E3	OE 06A919501
SAA105	Oil pressure switches	F1	OE 036919081C			

	kw			DESCRIPTION	TYPE	
AUDI						
A3 Sportback (8PA)						
1.4 TFSI	92	09/07 → 03/13	APS131	Fuel pressure sensor	F2	OE 03C906051H
1.6	75	09/04 → 03/13	APS70	Intake pressure sensor	A3	OE 036906051G
			APS86	Intake pressure sensor	A3	OE 06B906051
			SAD031	Knock sensor	B1	OE 030905377C
			SAC075	Camshaft sensor	B2	OE 06B905163A
			MWSS020	ABS sensor	D1	OE 1K0927807; Position: left rear
			MWSS021	ABS sensor	D1	OE 1K0927808; Position: right rear
			MWSS027	ABS sensor	D1	OE 7H0927803; Position: left front
			MWSS028	ABS sensor	D1	OE 7H0927804; Position: right front
1.6 FSI	85	09/04 → 09/07	SPA111	Coolant temperature sensor	E3	OE 06A919501
			ATS13	Air temperature sensor	A1	OE 06B905379
			APS70	Intake pressure sensor	A3	OE 036906051G
			APS86	Intake pressure sensor	A3	OE 06B906051
			APS91	Intake pressure sensor	A3	OE 0279980411
			SAD031	Knock sensor	B1	OE 030905377C
			SAC011	Camshaft sensor	B2	OE 030907601
			SAG166	Crankshaft sensor	B3	OE 036906433
			STS0093	Exhaust gas temperature sensor	C1	Position: before soot particulate filter; Cable length: 460
			MWSS020	ABS sensor	D1	OE 1K0927807; Position: left rear
			MWSS021	ABS sensor	D1	OE 1K0927808; Position: right rear
			MWSS027	ABS sensor	D1	OE 7H0927803; Position: left front
			MWSS028	ABS sensor	D1	OE 7H0927804; Position: right front
			1.6 TDI	77	05/09 → 03/13	SPA111
SAA105	Oil pressure switches	F1				OE 036919081C
SAG155	Crankshaft sensor	B3				OE 032906433A
STS0011	Exhaust gas temperature sensor	C1				Position: before soot particulate filter; Cable length: 710
STS0013	Exhaust gas temperature sensor	C1				Position: after soot particulate filter; Cable length: 825
SPS005	Exhaust gas pressure sensor	C2				OE 076906051B
MWSS020	ABS sensor	D1				OE 1K0927807; Position: left rear
MWSS021	ABS sensor	D1				OE 1K0927808; Position: right rear
1.8 TFSI	118	11/06 → 03/13	MWSS027	ABS sensor	D1	OE 7H0927803; Position: left front
			MWSS028	ABS sensor	D1	OE 7H0927804; Position: right front
			SPA111	Coolant temperature sensor	E3	OE 06A919501
			APS131	Fuel pressure sensor	F2	OE 03C906051H
			ATS13	Air temperature sensor	A1	OE 06B905379
			APS70	Intake pressure sensor	A3	OE 036906051G
			SAC110	Camshaft sensor	B2	OE 06H906433
			SAC114	Camshaft sensor	B2	OE 07L905163
			MWSS020	ABS sensor	D1	OE 1K0927807; Position: left rear
			MWSS021	ABS sensor	D1	OE 1K0927808; Position: right rear
1.9 TDI	77	09/04 → 05/10	MWSS027	ABS sensor	D1	OE 7H0927803; Position: left front
			MWSS028	ABS sensor	D1	OE 7H0927804; Position: right front
			SPA111	Coolant temperature sensor	E3	OE 06A919501
			APS131	Fuel pressure sensor	F2	OE 03C906051H
			SAG287	Crankshaft sensor	B3	OE 036906433B
			SAG166	Crankshaft sensor	B3	OE 036906433
1.9 TDI	77	09/04 → 05/10	SAC118	Camshaft sensor	B2	OE 03G906433
			APS40	Intake pressure sensor	A3	OE 038906051B
			STS0017	Exhaust gas temperature sensor	C1	Position: before turbocharger; Cable length: 720
			STS0019	Exhaust gas temperature sensor	C1	Position: before soot particulate filter; Cable length: 510
			SAG166	Crankshaft sensor	B3	OE 036906433

	KW			DESCRIPTION	TYPE	
AUDI						
A3 Sportback (8PA)						
1.9 TDI	77	09/04 → 05/10	STS0021	Exhaust gas temperature sensor	C1	Position: after soot particulate filter; Cable length: 825
			SPS003	Exhaust gas pressure sensor	C2	OE 076906051A
			MWSS020	ABS sensor	D1	OE 1K0927807; Position: left rear
			MWSS021	ABS sensor	D1	OE 1K0927808; Position: right rear
			MWSS027	ABS sensor	D1	OE 7H0927803; Position: left front
			MWSS028	ABS sensor	D1	OE 7H0927804; Position: right front
			SPA111	Coolant temperature sensor	E3	OE 06A919501
2.0 TDI	103	06/05 → 06/08	SAC118	Camshaft sensor	B2	OE 03G906433
			SAG166	Crankshaft sensor	B3	OE 036906433
			SAG287	Crankshaft sensor	B3	OE 036906433B
			STS0017	Exhaust gas temperature sensor	C1	Position: after turbocharger; Cable length: 720
			STS0019	Exhaust gas temperature sensor	C1	Position: before soot particulate filter; Cable length: 510
			STS0021	Exhaust gas temperature sensor	C1	Position: after soot particulate filter; Cable length: 825
			SPS003	Exhaust gas pressure sensor	C2	OE 076906051A
			MWSS020	ABS sensor	D1	OE 1K0927807; Position: left rear
			MWSS021	ABS sensor	D1	OE 1K0927808; Position: right rear
			MWSS027	ABS sensor	D1	OE 7H0927803; Position: left front
2.0 TDI 16V	103	09/04 → 03/13	ATS16	Air temperature sensor	A1	OE 03G906051E; With integrated air pressure sensor
			APS40	Intake pressure sensor	A3	OE 038906051B
			SAC085	Camshaft sensor	B2	OE 03G957147A
			SAC118	Camshaft sensor	B2	OE 03G906433
			SAG155	Crankshaft sensor	B3	OE 032906433A
			SAG166	Crankshaft sensor	B3	OE 036906433
			SAG287	Crankshaft sensor	B3	OE 036906433B
			STS0011	Exhaust gas temperature sensor	C1	Position: before soot particulate filter; Cable length: 710
			SPS004	Exhaust gas pressure sensor	C2	OE 059906051C
			SPS003	Exhaust gas pressure sensor	C2	OE 076906051A
			MWSS020	ABS sensor	D1	OE 1K0927807; Position: left rear
			MWSS021	ABS sensor	D1	OE 1K0927808; Position: right rear
			MWSS027	ABS sensor	D1	OE 7H0927803; Position: left front
			MWSS028	ABS sensor	D1	OE 7H0927804; Position: right front
			SPA111	Coolant temperature sensor	E3	OE 06A919501
			SAG065	Crankshaft sensor	B3	OE 022957147
			A3 Sportback (8VA, 8VF)			
1.4 TFSI	90	09/12 →	ATS16	Air temperature sensor	A1	OE 03G906051E; With integrated air pressure sensor
			SAD031	Knock sensor	B1	OE 030905377C
			SAC120	Camshaft sensor	B2	OE 04C907601
			SAG289	Crankshaft sensor	B3	OE 04C906433
			MWSS019	ABS sensor	D1	OE 6Q0927804A; Position: right front
			MWSS023	ABS sensor	D1	OE 6Q0927803A; Position: left front
			MWSS077	ABS sensor	D1	OE 2K0927807; Position: rear axle left and right
			MWSS141	ABS sensor	D1	OE WHT003864B; Position: rear axle left and right
			SPA111	Coolant temperature sensor	E3	OE 06A919501
			SPA192	Coolant temperature sensor	E3	OE 03F919501A



kW



PARTS & SERVICES

DESCRIPTION

TYPE


AUDI
A3 Sportback (8VA, 8VF)

1.4 TFSI	92	05/14 →	ATS16	Air temperature sensor	A1	OE 03G906051E; With integrated air pressure sensor
			SAD031	Knock sensor	B1	OE 030905377C
			SAC120	Camshaft sensor	B2	OE 04C907601
			SAG289	Crankshaft sensor	B3	OE 04C906433
			MWSS019	ABS sensor	D1	OE 6Q0927804A; Position: right front
			MWSS023	ABS sensor	D1	OE 6Q0927803A; Position: left front
			MWSS077	ABS sensor	D1	OE 2K0927807; Position: rear axle left and right
			MWSS141	ABS sensor	D1	OE WHT003864B; Position: rear axle left and right
1.4 TFSI e-tron	110	05/14 →	ATS16	Air temperature sensor	A1	OE 03G906051E; With integrated air pressure sensor
			SAD031	Knock sensor	B1	OE 030905377C
			SAC120	Camshaft sensor	B2	OE 04C907601
			SAG289	Crankshaft sensor	B3	OE 04C906433
			MWSS019	ABS sensor	D1	OE 6Q0927804A; Position: right front
			MWSS023	ABS sensor	D1	OE 6Q0927803A; Position: left front
			MWSS077	ABS sensor	D1	OE 2K0927807; Position: rear axle left and right
			MWSS141	ABS sensor	D1	OE WHT003864B; Position: rear axle left and right
1.4 TSI	110	05/14 →	ATS16	Air temperature sensor	A1	OE 03G906051E; With integrated air pressure sensor
			SAD031	Knock sensor	B1	OE 030905377C
			SAC120	Camshaft sensor	B2	OE 04C907601
			SAG289	Crankshaft sensor	B3	OE 04C906433
			MWSS019	ABS sensor	D1	OE 6Q0927804A; Position: right front
			MWSS023	ABS sensor	D1	OE 6Q0927803A; Position: left front
			MWSS077	ABS sensor	D1	OE 2K0927807; Position: rear axle left and right
			MWSS141	ABS sensor	D1	OE WHT003864B; Position: rear axle left and right
1.6 TDI	81	09/13 →	SAC129	Camshaft sensor	B2	OE 04L907601
			SAG286	Crankshaft sensor	B3	OE 04L906433
			STS0189	Exhaust gas temperature sensor	C1	Position: after soot particulate filter; Cable length: 735
			STS0229	Exhaust gas temperature sensor	C1	Position: before soot particulate filter; Cable length: 935
			STS0247	Exhaust gas temperature sensor	C1	Position: in front of the catalyst; Cable length: 730
			STS0249	Exhaust gas temperature sensor	C1	Position: before particle filter; Cable length: 945
			STS0251	Exhaust gas temperature sensor	C1	Position: before catalyst; Cable length: 745
			MWSS019	ABS sensor	D1	OE 6Q0927804A; Position: right front
			MWSS023	ABS sensor	D1	OE 6Q0927803A; Position: left front
			MWSS077	ABS sensor	D1	OE 2K0927807; Position: rear axle left and right
2.0 TDI	110	09/12 →	SAC129	Camshaft sensor	B2	OE 04L907601
			SAG286	Crankshaft sensor	B3	OE 04L906433
			STS0241	Exhaust gas temperature sensor	C1	Position: before turbocharger; Cable length: 610

	KW			DESCRIPTION	TYPE	
AUDI						
A3 Sportback (8VA, 8VF)						
2.0 TDI	110	09/12 →	MWSS019	ABS sensor	D1	OE 6Q0927804A; Position: right front
			MWSS023	ABS sensor	D1	OE 6Q0927803A; Position: left front
			MWSS077	ABS sensor	D1	OE 2K0927807; Position: rear axle left and right
			MWSS141	ABS sensor	D1	OE WHT003864B; Position: rear axle left and right
A4 (8D2, B5)						
1.6	74	11/94 → 10/00	SAG127	Crankshaft sensor	B3	OE 050906433
1.8	92	11/94 → 11/00	SAG127	Crankshaft sensor	B3	OE 050906433
	85	04/95 → 11/00	SAG127	Crankshaft sensor	B3	OE 050906433
1.8 quattro	92	01/95 → 11/00	SAG127	Crankshaft sensor	B3	OE 050906433
	85	07/95 → 11/00	SAG127	Crankshaft sensor	B3	OE 050906433
1.8 T	110	01/95 → 11/00	SAG127	Crankshaft sensor	B3	OE 050906433
	132	12/97 → 11/00	SAG127	Crankshaft sensor	B3	OE 050906433
1.8 T quattro	110	01/95 → 11/00	SAG127	Crankshaft sensor	B3	OE 050906433
	132	12/97 → 11/00	SAG127	Crankshaft sensor	B3	OE 050906433
1.9 TDI	85	03/00 → 11/00	APS39	Intake pressure sensor	A3	OE 038906051
			SAC126	Camshaft sensor	B2	OE 038906433A
			SAG180	Crankshaft sensor	B3	OE 012409191D
			SAG232	Crankshaft sensor	B3	OE 038907319E
			MWSS024	ABS sensor	D1	OE 8D0927807C; Position: rear axle left and right
			SPA106	Coolant temperature sensor	E3	OE 025906041A
			SPA109	Coolant temperature sensor	E3	OE 059919501A
			SPA159	Coolant temperature sensor	E3	OE 059919501
2.6	110	01/95 → 11/00	ATS08	Air temperature sensor	A1	OE 078906161
			SAG009	Crankshaft sensor	B3	OE 034905381
2.6 quattro	110	01/95 → 11/00	ATS08	Air temperature sensor	A1	OE 078906161
			SAG009	Crankshaft sensor	B3	OE 034905381
2.8	128	09/95 → 07/97	ATS08	Air temperature sensor	A1	OE 078906161
			SAG009	Crankshaft sensor	B3	OE 034905381
	142	10/96 → 11/00	ATS08	Air temperature sensor	A1	OE 078906161
			SPA143	Coolant temperature sensor	E3	OE 026906161
2.8 quattro	128	01/95 → 07/97	ATS08	Air temperature sensor	A1	OE 078906161
			SAG009	Crankshaft sensor	B3	OE 034905381
	142	10/96 → 08/01	ATS08	Air temperature sensor	A1	OE 078906161
			SPA143	Coolant temperature sensor	E3	OE 026906161
A4 (8E2, B6)						
1.6	75	11/00 → 12/04	SAC075	Camshaft sensor	B2	OE 06B905163A
			SAG017	Crankshaft sensor	B3	OE 078906433A
			SAG049	Crankshaft sensor	B3	OE 071957147
			SAG180	Crankshaft sensor	B3	OE 012409191D
	75	06/03 → 12/04	MWSS029	ABS sensor	D1	OE 8E0927803B; Position: front axle left and right
			MWSS031	ABS sensor	D1	OE 8E0927803; Position: front axle left and right
			MWSS124	ABS sensor	D1	OE 8E0927807B; Position: right rear
			MWSS125	ABS sensor	D1	OE 8E0927807C; Position: left rear
			MWSS126	ABS sensor	D1	OE 8E0927807G; Position: right rear
			SPA109	Coolant temperature sensor	E3	OE 059919501A
			SPA111	Coolant temperature sensor	E3	OE 06A919501
	75	11/00 → 12/04	SPA159	Coolant temperature sensor	E3	OE 059919501
			ATS13	Air temperature sensor	A1	OE 06B905379
			ATS19	Air temperature sensor	A1	OE 058905379
1.8 T	110	11/00 → 07/02	ATS13	Air temperature sensor	A1	OE 06B905379
			ATS19	Air temperature sensor	A1	OE 058905379



kW



PARTS & SERVICES

DESCRIPTION

TYPE


AUDI
A4 (8E2, B6)

1.8 T	110	11/00 → 07/02	SAC084	Camshaft sensor	B2	OE 058905161B	
			SAG017	Crankshaft sensor	B3	OE 078906433A	
			SAG049	Crankshaft sensor	B3	OE 071957147	
			SAG180	Crankshaft sensor	B3	OE 012409191D	
			MWSS031	ABS sensor	D1	OE 8E0927803; Position: front axle left and right	
			MWSS124	ABS sensor	D1	OE 8E0927807B; Position: right rear	
			MWSS125	ABS sensor	D1	OE 8E0927807C; Position: left rear	
			SPA109	Coolant temperature sensor	E3	OE 059919501A	
	120	07/02 → 12/04	SPA111	Coolant temperature sensor	E3	OE 06A919501	
			ATS19	Air temperature sensor	A1	OE 058905379	
			SAC084	Camshaft sensor	B2	OE 058905161B	
			SAG017	Crankshaft sensor	B3	OE 078906433A	
		06/03 → 12/04	SAG049	Crankshaft sensor	B3	OE 071957147	
			MWSS029	ABS sensor	D1	OE 8E0927803B; Position: front axle left and right	
			07/02 → 05/03	MWSS031	ABS sensor	D1	OE 8E0927803; Position: front axle left and right
				MWSS124	ABS sensor	D1	OE 8E0927807B; Position: right rear
07/02 → 05/04	MWSS125	ABS sensor	D1	OE 8E0927807C; Position: left rear			
	06/04 → 12/04	MWSS126	ABS sensor	D1	OE 8E0927807G; Position: right rear		
		SPA109	Coolant temperature sensor	E3	OE 059919501A		
	07/02 → 12/04	SPA111	Coolant temperature sensor	E3	OE 06A919501		
SPA144		Coolant temperature sensor	E3	OE 058919501A			
1.9 TDI	96	11/00 → 12/04	SAC126	Camshaft sensor	B2	OE 038906433A	
			SAG180	Crankshaft sensor	B3	OE 012409191D	
			SAG232	Crankshaft sensor	B3	OE 038907319E	
		06/03 → 12/04	MWSS029	ABS sensor	D1	OE 8E0927803B; Position: front axle left and right	
			04/01 → 05/03	MWSS031	ABS sensor	D1	OE 8E0927803; Position: front axle left and right
				MWSS124	ABS sensor	D1	OE 8E0927807B; Position: right rear
		11/00 → 05/04	MWSS125	ABS sensor	D1	OE 8E0927807C; Position: left rear	
			06/04 → 12/04	MWSS126	ABS sensor	D1	OE 8E0927807G; Position: right rear
	74	11/00 → 12/04		SPA109	Coolant temperature sensor	E3	OE 059919501A
			APS40	Intake pressure sensor	A3	OE 038906051B	
			SAC126	Camshaft sensor	B2	OE 038906433A	
			SAG180	Crankshaft sensor	B3	OE 012409191D	
		05/01 → 12/04	SAG232	Crankshaft sensor	B3	OE 038907319E	
			06/03 → 12/04	MWSS029	ABS sensor	D1	OE 8E0927803B; Position: front axle left and right
				05/01 → 05/03	MWSS031	ABS sensor	D1
			05/01 → 05/04		MWSS124	ABS sensor	D1
MWSS125	ABS sensor	D1		OE 8E0927807C; Position: left rear			
05/01 → 12/04	SPA109	Coolant temperature sensor	E3	OE 059919501A			
	11/01 → 12/04	SAC126	Camshaft sensor	B2	OE 038906433A		
SAG180		Crankshaft sensor	B3	OE 012409191D			
SAG232		Crankshaft sensor	B3	OE 038907319E			
06/03 → 12/04		MWSS029	ABS sensor	D1	OE 8E0927803B; Position: front axle left and right		
	11/01 → 05/03	MWSS031	ABS sensor	D1	OE 8E0927803; Position: front axle left and right		
		11/01 → 05/04	MWSS124	ABS sensor	D1	OE 8E0927807B; Position: right rear	
	MWSS125		ABS sensor	D1	OE 8E0927807C; Position: left rear		

		KW			DESCRIPTION	TYPE			
AUDI									
A4 (8E2, B6)									
1.9 TDI quattro	96	06/04 → 12/04	MWSS126	ABS sensor	D1	OE 8E0927807G; Position: right rear			
		11/01 → 12/04	SPA109	Coolant temperature sensor	E3	OE 059919501A			
2.0	96	11/00 → 12/04	ATS13	Air temperature sensor	A1	OE 06B905379			
			SAC084	Camshaft sensor	B2	OE 058905161B			
			SAG017	Crankshaft sensor	B3	OE 078906433A			
			SAG049	Crankshaft sensor	B3	OE 071957147			
			SAG180	Crankshaft sensor	B3	OE 012409191D			
		96	06/03 → 12/04	MWSS029	ABS sensor	D1	OE 8E0927803B; Position: front axle left and right		
			11/00 → 05/03	MWSS031	ABS sensor	D1	OE 8E0927803; Position: front axle left and right		
			11/00 → 05/04	MWSS124	ABS sensor	D1	OE 8E0927807B; Position: right rear		
				MWSS125	ABS sensor	D1	OE 8E0927807C; Position: left rear		
			06/04 → 12/04	MWSS126	ABS sensor	D1	OE 8E0927807G; Position: right rear		
2.0 FSI	110	11/00 → 12/04	SPA109	Coolant temperature sensor	E3	OE 059919501A			
			SPA111	Coolant temperature sensor	E3	OE 06A919501			
2.5 TDI quattro	132	07/02 → 12/04	SAG033	Crankshaft sensor	B3	OE 06A906433F			
2.5 TDI quattro	132	11/00 → 12/04	APS40	Intake pressure sensor	A3	OE 038906051B			
			SAG017	Crankshaft sensor	B3	OE 078906433A			
			SAG049	Crankshaft sensor	B3	OE 071957147			
			06/03 → 12/04	MWSS029	ABS sensor	D1	OE 8E0927803B; Position: front axle left and right		
			11/00 → 05/03	MWSS031	ABS sensor	D1	OE 8E0927803; Position: front axle left and right		
			11/00 → 05/04	MWSS124	ABS sensor	D1	OE 8E0927807B; Position: right rear		
				MWSS125	ABS sensor	D1	OE 8E0927807C; Position: left rear		
			06/04 → 12/04	MWSS126	ABS sensor	D1	OE 8E0927807G; Position: right rear		
2.5 TDI quattro	132	11/00 → 12/04	SGA115	Oil temperature sensor	E1	OE 059919563			
			SPA109	Coolant temperature sensor	E3	OE 059919501A			
A4 (8EC, B7)									
1.9 TDI	85	11/04 → 06/08	APS40	Intake pressure sensor	A3	OE 038906051B			
			SAC126	Camshaft sensor	B2	OE 038906433A			
			SAG232	Crankshaft sensor	B3	OE 038907319E			
			STS0051	Exhaust gas temperature sensor	C1	Position: after soot particulate filter; Cable length: 840			
			STS0087	Exhaust gas temperature sensor	C1	Position: before turbocharger; Cable length: 880			
					STS0105	Exhaust gas temperature sensor	C1	Position: before soot particulate filter; Cable length: 840	
				04/07 → 06/08	SPS003	Exhaust gas pressure sensor	C2	OE 076906051A	
				11/04 → 03/07	SPS015	Exhaust gas pressure sensor	C2	OE 07Z906051A	
				11/04 → 06/08	MWSS029	ABS sensor	D1	OE 8E0927803B; Position: front axle left and right	
					MWSS126	ABS sensor	D1	OE 8E0927807G; Position: right rear	
		SPA109	Coolant temperature sensor		E3	OE 059919501A			
2.0	96	11/04 → 06/08	ATS13	Air temperature sensor	A1	OE 06B905379			
			SAC084	Camshaft sensor	B2	OE 058905161B			
			SAG017	Crankshaft sensor	B3	OE 078906433A			
			SAG049	Crankshaft sensor	B3	OE 071957147			
			MWSS029	ABS sensor	D1	OE 8E0927803B; Position: front axle left and right			
			MWSS126	ABS sensor	D1	OE 8E0927807G; Position: right rear			
			SPA109	Coolant temperature sensor	E3	OE 059919501A			
			SPA111	Coolant temperature sensor	E3	OE 06A919501			

	kw			DESCRIPTION	TYPE	
AUDI						
A4 (8EC, B7)						
2.0 TDI	103	11/04 → 06/08	SAC085	Camshaft sensor	B2	OE 03G957147A
			SAC126	Camshaft sensor	B2	OE 038906433A
			SAG232	Crankshaft sensor	B3	OE 038907319E
			STS0051	Exhaust gas temperature sensor	C1	Position: after soot particulate filter; Cable length: 840
			STS0087	Exhaust gas temperature sensor	C1	Position: before turbocharger; Cable length: 880
			STS0105	Exhaust gas temperature sensor	C1	Position: before soot particulate filter; Cable length: 840
		04/07 → 06/08	SPS003	Exhaust gas pressure sensor	C2	OE 076906051A
		11/04 → 03/07	SPS015	Exhaust gas pressure sensor	C2	OE 07Z906051A
		11/04 → 06/08	MWSS029	ABS sensor	D1	OE 8E0927803B; Position: front axle left and right
			MWSS126	ABS sensor	D1	OE 8E0927807G; Position: right rear
SPA109	Coolant temperature sensor		E3	OE 059919501A		
SPA111	Coolant temperature sensor		E3	OE 06A919501		
2.0 TDI 16V	103	11/04 → 06/08	SAC085	Camshaft sensor	B2	OE 03G957147A
			SAG166	Crankshaft sensor	B3	OE 036906433
			SAG232	Crankshaft sensor	B3	OE 038907319E
			STS0051	Exhaust gas temperature sensor	C1	Position: after soot particulate filter; Cable length: 840
			STS0105	Exhaust gas temperature sensor	C1	Position: before soot particulate filter; Cable length: 840
			STS0181	Exhaust gas temperature sensor	C1	Position: before turbocharger; Cable length: 805
			SPS003	Exhaust gas pressure sensor	C2	OE 076906051A
			MWSS029	ABS sensor	D1	OE 8E0927803B; Position: front axle left and right
			MWSS126	ABS sensor	D1	OE 8E0927807G; Position: right rear
			SPA109	Coolant temperature sensor	E3	OE 059919501A
SPA111	Coolant temperature sensor	E3	OE 06A919501			
A4 (8K2, B8)						
1.8 TFSI	118	11/07 → 03/12	SAC110	Camshaft sensor	B2	OE 06H906433
			SAC114	Camshaft sensor	B2	OE 07L905163
			MWSS122	ABS sensor	D1	OE 4E0927803; Position: left front
			MWSS123	ABS sensor	D1	OE 4E0927804; Position: right front
			SPA111	Coolant temperature sensor	E3	OE 06A919501
			APS131	Fuel pressure sensor	F2	OE 03C906051H
	88	01/08 → 12/15	SAC110	Camshaft sensor	B2	OE 06H906433
		01/08 → 12/15	SAC114	Camshaft sensor	B2	OE 07L905163
		04/12 → 12/15	SAG243	Crankshaft sensor	B3	OE 06H906433B
		01/08 → 12/15	MWSS122	ABS sensor	D1	OE 4E0927803; Position: left front
			MWSS123	ABS sensor	D1	OE 4E0927804; Position: right front
			SPA111	Coolant temperature sensor	E3	OE 06A919501
APS131	Fuel pressure sensor	F2	OE 03C906051H			
2.0 TDI	130	11/11 → 12/15	ATS16	Air temperature sensor	A1	OE 03G906051E; With integrated air pressure sensor
			SAC129	Camshaft sensor	B2	OE 04L907601
			SAG155	Crankshaft sensor	B3	OE 032906433A
			SAG286	Crankshaft sensor	B3	OE 04L906433
			SPS004	Exhaust gas pressure sensor	C2	OE 059906051C
			MWSS122	ABS sensor	D1	OE 4E0927803; Position: left front
			MWSS123	ABS sensor	D1	OE 4E0927804; Position: right front
			SPA111	Coolant temperature sensor	E3	OE 06A919501

		KW			DESCRIPTION	TYPE	
AUDI							
A4 (8K2, B8)							
2.0 TDI	105	11/07 → 12/15	ATS16	Air temperature sensor	A1	OE 03G906051E; With integrated air pressure sensor	
			SAC118	Camshaft sensor	B2	OE 03G906433	
			SAG155	Crankshaft sensor	B3	OE 032906433A	
			SAG286	Crankshaft sensor	B3	OE 04L906433	
			STS0029	Exhaust gas temperature sensor	C1	Position: after soot particulate filter; Cable length: 330	
			STS0075	Exhaust gas temperature sensor	C1	Position: before soot particulate filter; Cable length: 365	
			SPS004	Exhaust gas pressure sensor	C2	OE 059906051C	
			SPS002	Exhaust gas pressure sensor	C2	OE 059906051A	
			MWSS122	ABS sensor	D1	OE 4E0927803; Position: left front	
			MWSS123	ABS sensor	D1	OE 4E0927804; Position: right front	
	SPA111	Coolant temperature sensor	E3	OE 06A919501			
	100	11/07 → 12/15	SAC118	Camshaft sensor	B2	OE 03G906433	
			SAG155	Crankshaft sensor	B3	OE 032906433A	
			SAG286	Crankshaft sensor	B3	OE 04L906433	
			STS0029	Exhaust gas temperature sensor	C1	Position: after soot particulate filter; Cable length: 330	
			STS0075	Exhaust gas temperature sensor	C1	Position: before soot particulate filter; Cable length: 365	
			SPS004	Exhaust gas pressure sensor	C2	OE 059906051C	
			SPS002	Exhaust gas pressure sensor	C2	OE 059906051A	
			MWSS122	ABS sensor	D1	OE 4E0927803; Position: left front	
	MWSS123	ABS sensor	D1	OE 4E0927804; Position: right front			
	SPA111	Coolant temperature sensor	E3	OE 06A919501			
	88	06/08 → 12/15	ATS16	Air temperature sensor	A1	OE 03G906051E; With integrated air pressure sensor	
			SAG155	Crankshaft sensor	B3	OE 032906433A	
			SAG286	Crankshaft sensor	B3	OE 04L906433	
			STS0029	Exhaust gas temperature sensor	C1	Position: after soot particulate filter; Cable length: 330	
			STS0075	Exhaust gas temperature sensor	C1	Position: before soot particulate filter; Cable length: 365	
			SPS004	Exhaust gas pressure sensor	C2	OE 059906051C	
			SPS002	Exhaust gas pressure sensor	C2	OE 059906051A	
			MWSS122	ABS sensor	D1	OE 4E0927803; Position: left front	
			MWSS123	ABS sensor	D1	OE 4E0927804; Position: right front	
			SPA111	Coolant temperature sensor	E3	OE 06A919501	
	110	05/13 → 12/15	ATS16	Air temperature sensor	A1	OE 03G906051E; With integrated air pressure sensor	
SAC129			Camshaft sensor	B2	OE 04L907601		
SAG286			Crankshaft sensor	B3	OE 04L906433		
MWSS122			ABS sensor	D1	OE 4E0927803; Position: left front		
MWSS123			ABS sensor	D1	OE 4E0927804; Position: right front		
2.7 TDI	140	11/07 → 03/12	SAC114	Camshaft sensor	B2	OE 07L905163	
			STS0037	Exhaust gas temperature sensor	C1	Position: before turbocharger; Cable length: 400	
			STS0115	Exhaust gas temperature sensor	C1	Position: after soot particulate filter; Cable length: 553	
			STS0215	Exhaust gas temperature sensor	C1	Position: before soot particulate filter; Cable length: 339	
			SPS002	Exhaust gas pressure sensor	C2	OE 059906051A	
			MWSS122	ABS sensor	D1	OE 4E0927803; Position: left front	
MWSS123	ABS sensor	D1	OE 4E0927804; Position: right front				

	kW			DESCRIPTION	TYPE	
AUDI						
A4 (8K2, B8)						
2.7 TDI	140	11/07 → 03/12	SPA111	Coolant temperature sensor	E3	OE 06A919501
A4 (8W2, 8WC, B9)						
1.4 TFSI	110	08/15 → 11/19	ATS16	Air temperature sensor	A1	OE 03G906051E; With integrated air pressure sensor
			SAD031	Knock sensor	B1	OE 030905377C
			SAC120	Camshaft sensor	B2	OE 04C907601
2.0 TDI	110	05/15 → 11/19	SAG286	Crankshaft sensor	B3	OE 04L906433
A4 Allroad (8KH, B8)						
2.0 TDI quattro	130	11/11 → 05/16	ATS16	Air temperature sensor	A1	OE 03G906051E; With integrated air pressure sensor
			SAC129	Camshaft sensor	B2	OE 04L907601
			SAG155	Crankshaft sensor	B3	OE 032906433A
			SAG286	Crankshaft sensor	B3	OE 04L906433
			SPS004	Exhaust gas pressure sensor	C2	OE 059906051C
			MWSS122	ABS sensor	D1	OE 4E0927803; Position: left front
			MWSS123	ABS sensor	D1	OE 4E0927804; Position: right front
SPA111	Coolant temperature sensor	E3	OE 06A919501			
A4 Avant (8D5, B5)						
1.6	74	11/94 → 09/01	SAG127	Crankshaft sensor	B3	OE 050906433
1.8	92	02/96 → 09/01	SAG127	Crankshaft sensor	B3	OE 050906433
	85	07/95 → 09/01	SAG127	Crankshaft sensor	B3	OE 050906433
1.8 quattro	92	01/96 → 09/01	SAG127	Crankshaft sensor	B3	OE 050906433
	85	07/95 → 09/01	SAG127	Crankshaft sensor	B3	OE 050906433
1.8 T	110	03/96 → 09/01	SAG127	Crankshaft sensor	B3	OE 050906433
	132	12/97 → 09/01	SAG127	Crankshaft sensor	B3	OE 050906433
1.8 T quattro	110	01/96 → 09/01	SAG127	Crankshaft sensor	B3	OE 050906433
	132	12/97 → 09/01	SAG127	Crankshaft sensor	B3	OE 050906433
1.9 TDI	85	03/00 → 09/01	APS39	Intake pressure sensor	A3	OE 038906051
			SAC126	Camshaft sensor	B2	OE 038906433A
			SAG180	Crankshaft sensor	B3	OE 012409191D
			SAG232	Crankshaft sensor	B3	OE 038907319E
			MWSS022	ABS sensor	D1	OE 8D0927803B; Position: front axle left and right
			MWSS024	ABS sensor	D1	OE 8D0927807C; Position: rear axle left and right
			SPA106	Coolant temperature sensor	E3	OE 025906041A
			SPA109	Coolant temperature sensor	E3	OE 059919501A
			SPA159	Coolant temperature sensor	E3	OE 059919501
SPA165	Coolant temperature sensor	E3	OE 078919501B			
2.6	110	02/96 → 09/01	ATS08	Air temperature sensor	A1	OE 078906161
			SAG009	Crankshaft sensor	B3	OE 034905381
2.6 quattro	110	01/96 → 09/01	ATS08	Air temperature sensor	A1	OE 078906161
			SAG009	Crankshaft sensor	B3	OE 034905381
2.8	128	03/96 → 09/96	ATS08	Air temperature sensor	A1	OE 078906161
			SAG009	Crankshaft sensor	B3	OE 034905381
	142	10/96 → 09/01	ATS08	Air temperature sensor	A1	OE 078906161
			SPA143	Coolant temperature sensor	E3	OE 026906161
2.8 quattro	128	01/96 → 09/96	ATS08	Air temperature sensor	A1	OE 078906161
			SAG009	Crankshaft sensor	B3	OE 034905381
	142	10/96 → 09/01	ATS08	Air temperature sensor	A1	OE 078906161
			SPA143	Coolant temperature sensor	E3	OE 026906161
A4 Avant (8E5, B6)						
1.8 T	120	07/02 → 12/04	ATS19	Air temperature sensor	A1	OE 058905379
			SAC084	Camshaft sensor	B2	OE 058905161B
			SAG017	Crankshaft sensor	B3	OE 078906433A

	KW			DESCRIPTION	TYPE	
AUDI						
A4 Avant (8E5, B6)						
1.8 T	120	07/02 → 12/04	SAG049	Crankshaft sensor	B3	OE 071957147
		06/03 → 12/04	MWSS029	ABS sensor	D1	OE 8E0927803B; Position: front axle left and right
		07/02 → 05/03	MWSS031	ABS sensor	D1	OE 8E0927803; Position: front axle left and right
		07/02 → 05/04	MWSS124	ABS sensor	D1	OE 8E0927807B; Position: right rear
			MWSS125	ABS sensor	D1	OE 8E0927807C; Position: left rear
		06/04 → 12/04	MWSS126	ABS sensor	D1	OE 8E0927807G; Position: right rear
		07/02 → 12/04	SPA109	Coolant temperature sensor	E3	OE 059919501A
SPA111	Coolant temperature sensor		E3	OE 06A919501		
1.9 TDI	96	09/01 → 12/04	SAC126	Camshaft sensor	B2	OE 038906433A
			SAG180	Crankshaft sensor	B3	OE 012409191D
			SAG232	Crankshaft sensor	B3	OE 038907319E
		06/03 → 12/04	MWSS029	ABS sensor	D1	OE 8E0927803B; Position: front axle left and right
		09/01 → 05/03	MWSS031	ABS sensor	D1	OE 8E0927803; Position: front axle left and right
		09/01 → 05/04	MWSS124	ABS sensor	D1	OE 8E0927807B; Position: right rear
			MWSS125	ABS sensor	D1	OE 8E0927807C; Position: left rear
	06/04 → 12/04	MWSS126	ABS sensor	D1	OE 8E0927807G; Position: right rear	
	09/01 → 12/04	SPA109	Coolant temperature sensor	E3	OE 059919501A	
	74	11/01 → 12/04	APS40	Intake pressure sensor	A3	OE 038906051B
			SAC126	Camshaft sensor	B2	OE 038906433A
			SAG180	Crankshaft sensor	B3	OE 012409191D
			SAG232	Crankshaft sensor	B3	OE 038907319E
		06/03 → 12/04	MWSS029	ABS sensor	D1	OE 8E0927803B; Position: front axle left and right
		11/01 → 05/03	MWSS031	ABS sensor	D1	OE 8E0927803; Position: front axle left and right
		11/01 → 05/04	MWSS124	ABS sensor	D1	OE 8E0927807B; Position: right rear
	MWSS125		ABS sensor	D1	OE 8E0927807C; Position: left rear	
11/01 → 12/04	SPA109	Coolant temperature sensor	E3	OE 059919501A		
2.0	96	09/01 → 12/04	ATS13	Air temperature sensor	A1	OE 06B905379
			SAC084	Camshaft sensor	B2	OE 058905161B
			SAG017	Crankshaft sensor	B3	OE 078906433A
			SAG049	Crankshaft sensor	B3	OE 071957147
			SAG180	Crankshaft sensor	B3	OE 012409191D
	06/03 → 12/04	MWSS029	ABS sensor	D1	OE 8E0927803B; Position: front axle left and right	
	09/01 → 05/03	MWSS031	ABS sensor	D1	OE 8E0927803; Position: front axle left and right	
	09/01 → 05/04	MWSS124	ABS sensor	D1	OE 8E0927807B; Position: right rear	
		MWSS125	ABS sensor	D1	OE 8E0927807C; Position: left rear	
	06/04 → 12/04	MWSS126	ABS sensor	D1	OE 8E0927807G; Position: right rear	
09/01 → 12/04	SPA109	Coolant temperature sensor	E3	OE 059919501A		
	SPA111	Coolant temperature sensor	E3	OE 06A919501		
2.0 FSI	110	07/02 → 12/04	SAG033	Crankshaft sensor	B3	OE 06A906433F
2.5 TDI	114	09/01 → 07/02	APS40	Intake pressure sensor	A3	OE 038906051B
			SAG017	Crankshaft sensor	B3	OE 078906433A
			SAG049	Crankshaft sensor	B3	OE 071957147
			SAG180	Crankshaft sensor	B3	OE 012409191D
			MWSS031	ABS sensor	D1	OE 8E0927803; Position: front axle left and right
			MWSS124	ABS sensor	D1	OE 8E0927807B; Position: right rear
MWSS125	ABS sensor	D1	OE 8E0927807C; Position: left rear			

	kW			DESCRIPTION	TYPE		
AUDI							
A4 Avant (8E5, B6)							
2.5 TDI	114	09/01 → 07/02	SGA115	Oil temperature sensor	E1	OE 059919563	
			SPA109	Coolant temperature sensor	E3	OE 059919501A	
	120	07/02 → 12/04	APS40	Intake pressure sensor	A3	OE 038906051B	
			SAG017	Crankshaft sensor	B3	OE 078906433A	
			SAG049	Crankshaft sensor	B3	OE 071957147	
	120	06/03 → 12/04	SAG180	Crankshaft sensor	B3	OE 012409191D	
			MWSS029	ABS sensor	D1	OE 8E0927803B; Position: front axle left and right	
			MWSS031	ABS sensor	D1	OE 8E0927803; Position: front axle left and right	
			MWSS124	ABS sensor	D1	OE 8E0927807B; Position: right rear	
	120	07/02 → 05/03	MWSS125	ABS sensor	D1	OE 8E0927807C; Position: left rear	
MWSS126			ABS sensor	D1	OE 8E0927807G; Position: right rear		
120	06/04 → 12/04	MWSS126	ABS sensor	D1	OE 8E0927807G; Position: right rear		
		SGA115	Oil temperature sensor	E1	OE 059919563		
120	07/02 → 12/04	SPA109	Coolant temperature sensor	E3	OE 059919501A		
		A4 Avant (8ED, B7)					
2.5 TDI quattro	132	09/01 → 12/04	APS40	Intake pressure sensor	A3	OE 038906051B	
			SAG017	Crankshaft sensor	B3	OE 078906433A	
			SAG049	Crankshaft sensor	B3	OE 071957147	
	132	06/03 → 12/04	MWSS029	ABS sensor	D1	OE 8E0927803B; Position: front axle left and right	
			MWSS031	ABS sensor	D1	OE 8E0927803; Position: front axle left and right	
	132	09/01 → 05/03	MWSS124	ABS sensor	D1	OE 8E0927807B; Position: right rear	
			MWSS125	ABS sensor	D1	OE 8E0927807C; Position: left rear	
	132	06/04 → 12/04	MWSS126	ABS sensor	D1	OE 8E0927807G; Position: right rear	
			SGA115	Oil temperature sensor	E1	OE 059919563	
	132	09/01 → 12/04	SPA109	Coolant temperature sensor	E3	OE 059919501A	
A4 Avant (8ED, B7)							
1.8 T	120	11/04 → 06/08	ATS19	Air temperature sensor	A1	OE 058905379	
			SAC084	Camshaft sensor	B2	OE 058905161B	
			SAG017	Crankshaft sensor	B3	OE 078906433A	
			SAG049	Crankshaft sensor	B3	OE 071957147	
			MWSS029	ABS sensor	D1	OE 8E0927803B; Position: front axle left and right	
			MWSS126	ABS sensor	D1	OE 8E0927807G; Position: right rear	
			SPA109	Coolant temperature sensor	E3	OE 059919501A	
			SPA111	Coolant temperature sensor	E3	OE 06A919501	
1.9 TDI	85	11/04 → 06/08	APS40	Intake pressure sensor	A3	OE 038906051B	
			SAC126	Camshaft sensor	B2	OE 038906433A	
			SAG232	Crankshaft sensor	B3	OE 038907319E	
			STS0051	Exhaust gas temperature sensor	C1	Position: after soot particulate filter; Cable length: 840	
			STS0087	Exhaust gas temperature sensor	C1	Position: before turbocharger; Cable length: 880	
			STS0105	Exhaust gas temperature sensor	C1	Position: before soot particulate filter; Cable length: 840	
		85	04/07 → 06/08	SPS003	Exhaust gas pressure sensor	C2	OE 076906051A
				SPS015	Exhaust gas pressure sensor	C2	OE 07Z906051A
		85	11/04 → 03/07	MWSS029	ABS sensor	D1	OE 8E0927803B; Position: front axle left and right
				MWSS126	ABS sensor	D1	OE 8E0927807G; Position: right rear
SPA109	Coolant temperature sensor			E3	OE 059919501A		
2.0	96	11/04 → 06/08	ATS13	Air temperature sensor	A1	OE 06B905379	
			SAC084	Camshaft sensor	B2	OE 058905161B	
			SAG017	Crankshaft sensor	B3	OE 078906433A	
			A4 Avant (8ED, B7)				

			KW		 PARTS & SERVICES	DESCRIPTION	TYPE	
AUDI								
A4 Avant (8ED, B7)								
2.0	96	11/04 → 06/08	SAG049	Crankshaft sensor	B3	OE 071957147		
			MWSS029	ABS sensor	D1	OE 8E0927803B; Position: front axle left and right		
			MWSS126	ABS sensor	D1	OE 8E0927807G; Position: right rear		
			SPA109	Coolant temperature sensor	E3	OE 059919501A		
			SPA111	Coolant temperature sensor	E3	OE 06A919501		
2.0 TDI	125	06/06 → 06/08	SAC085	Camshaft sensor	B2	OE 03G957147A		
			SAG166	Crankshaft sensor	B3	OE 036906433		
			STS0051	Exhaust gas temperature sensor	C1	Position: after soot particulate filter; Cable length: 840		
		04/07 → 06/08	STS0105	Exhaust gas temperature sensor	C1	Position: before soot particulate filter; Cable length: 840		
			STS0111	Exhaust gas temperature sensor	C1	Position: before turbocharger; Cable length: 780		
			SPS003	Exhaust gas pressure sensor	C2	OE 076906051A		
		06/06 → 03/07	SPS015	Exhaust gas pressure sensor	C2	OE 07Z906051A		
			06/06 → 06/08	MWSS029	ABS sensor	D1	OE 8E0927803B; Position: front axle left and right	
				MWSS126	ABS sensor	D1	OE 8E0927807G; Position: right rear	
	SPA111	Coolant temperature sensor		E3	OE 06A919501			
	103	11/04 → 06/08	SAC126	Camshaft sensor	B2	OE 038906433A		
			SAG232	Crankshaft sensor	B3	OE 038907319E		
			STS0051	Exhaust gas temperature sensor	C1	Position: after soot particulate filter; Cable length: 840		
		04/07 → 06/08	STS0087	Exhaust gas temperature sensor	C1	Position: before turbocharger; Cable length: 880		
			STS0105	Exhaust gas temperature sensor	C1	Position: before soot particulate filter; Cable length: 840		
SPS003			Exhaust gas pressure sensor	C2	OE 076906051A			
11/04 → 03/07		SPS015	Exhaust gas pressure sensor	C2	OE 07Z906051A			
		11/04 → 06/08	MWSS029	ABS sensor	D1	OE 8E0927803B; Position: front axle left and right		
			MWSS126	ABS sensor	D1	OE 8E0927807G; Position: right rear		
SPA109	Coolant temperature sensor		E3	OE 059919501A				
2.0 TDI 16V	103	11/04 → 06/08	SPA111	Coolant temperature sensor	E3	OE 06A919501		
			SAC085	Camshaft sensor	B2	OE 03G957147A		
			SAG166	Crankshaft sensor	B3	OE 036906433		
			SAG232	Crankshaft sensor	B3	OE 038907319E		
			STS0051	Exhaust gas temperature sensor	C1	Position: after soot particulate filter; Cable length: 840		
			STS0105	Exhaust gas temperature sensor	C1	Position: before soot particulate filter; Cable length: 840		
			STS0181	Exhaust gas temperature sensor	C1	Position: before turbocharger; Cable length: 805		
			SPS003	Exhaust gas pressure sensor	C2	OE 076906051A		
			MWSS029	ABS sensor	D1	OE 8E0927803B; Position: front axle left and right		
			MWSS126	ABS sensor	D1	OE 8E0927807G; Position: right rear		
			SPA109	Coolant temperature sensor	E3	OE 059919501A		
2.7 TDI	132	01/06 → 06/08	SPA111	Coolant temperature sensor	E3	OE 06A919501		
			SAC106	Camshaft sensor	B2	OE 06E905163		
			SAG090	Crankshaft sensor	B3	OE 06A906433A		
			STS0037	Exhaust gas temperature sensor	C1	Position: in front of the catalyst; Cable length: 400		
			SPS015	Exhaust gas pressure sensor	C2	OE 07Z906051A		

	kW			DESCRIPTION	TYPE	
AUDI						
A4 Avant (8ED, B7)						
2.7 TDI	132	01/06 → 06/08	MWSS029	ABS sensor	D1	OE 8E0927803B; Position: front axle left and right
			MWSS126	ABS sensor	D1	OE 8E0927807G; Position: right rear
			SPA111	Coolant temperature sensor	E3	OE 06A919501
			APS127	Fuel pressure sensor	F2	OE 059130758
A4 Avant (8K5, B8)						
1.8 TFSI	125	11/11 → 12/15	ATS16	Air temperature sensor	A1	OE 03G906051E; With integrated air pressure sensor
			SAC120	Camshaft sensor	B2	OE 04C907601
			MWSS122	ABS sensor	D1	OE 4E0927803; Position: left front
			MWSS123	ABS sensor	D1	OE 4E0927804; Position: right front
			SPA111	Coolant temperature sensor	E3	OE 06A919501
			SPA196	Coolant temperature sensor	E3	OE 06K919523
	118	11/07 → 03/12	SAC110	Camshaft sensor	B2	OE 06H906433
			SAC114	Camshaft sensor	B2	OE 07L905163
			MWSS122	ABS sensor	D1	OE 4E0927803; Position: left front
			MWSS123	ABS sensor	D1	OE 4E0927804; Position: right front
			SPA111	Coolant temperature sensor	E3	OE 06A919501
			APS131	Fuel pressure sensor	F2	OE 03C906051H
	88	04/08 → 12/15	SAC110	Camshaft sensor	B2	OE 06H906433
			SAC114	Camshaft sensor	B2	OE 07L905163
			SAG243	Crankshaft sensor	B3	OE 06H906433B
			MWSS122	ABS sensor	D1	OE 4E0927803; Position: left front
			MWSS123	ABS sensor	D1	OE 4E0927804; Position: right front
			SPA111	Coolant temperature sensor	E3	OE 06A919501
2.0 TDI	130	11/11 → 12/15	ATS16	Air temperature sensor	A1	OE 03G906051E; With integrated air pressure sensor
			SAC129	Camshaft sensor	B2	OE 04L907601
			SAG155	Crankshaft sensor	B3	OE 032906433A
			SAG286	Crankshaft sensor	B3	OE 04L906433
			SPS004	Exhaust gas pressure sensor	C2	OE 059906051C
			MWSS122	ABS sensor	D1	OE 4E0927803; Position: left front
			MWSS123	ABS sensor	D1	OE 4E0927804; Position: right front
	SPA111	Coolant temperature sensor	E3	OE 06A919501		
	105	04/08 → 12/15	ATS16	Air temperature sensor	A1	OE 03G906051E; With integrated air pressure sensor
			SAC118	Camshaft sensor	B2	OE 03G906433
			SAG155	Crankshaft sensor	B3	OE 032906433A
			SAG286	Crankshaft sensor	B3	OE 04L906433
			STS0029	Exhaust gas temperature sensor	C1	Position: after soot particulate filter; Cable length: 330
			STS0075	Exhaust gas temperature sensor	C1	Position: before soot particulate filter; Cable length: 365
			SPS004	Exhaust gas pressure sensor	C2	OE 059906051C
			SPS002	Exhaust gas pressure sensor	C2	OE 059906051A
			MWSS122	ABS sensor	D1	OE 4E0927803; Position: left front
			MWSS123	ABS sensor	D1	OE 4E0927804; Position: right front
SPA111			Coolant temperature sensor	E3	OE 06A919501	
125	04/08 → 03/12	SAC118	Camshaft sensor	B2	OE 03G906433	
		SAG155	Crankshaft sensor	B3	OE 032906433A	
		STS0029	Exhaust gas temperature sensor	C1	Position: after soot particulate filter; Cable length: 330	
		STS0075	Exhaust gas temperature sensor	C1	Position: before soot particulate filter; Cable length: 365	

	KW			DESCRIPTION	TYPE	
AUDI						
A4 Avant (8K5, B8)						
2.0 TDI	125	04/08 → 03/12	STS0161	Exhaust gas temperature sensor	C1	Position: before turbocharger; Cable length: 614
			SPS002	Exhaust gas pressure sensor	C2	OE 059906051A
			MWSS122	ABS sensor	D1	OE 4E0927803; Position: left front
			MWSS123	ABS sensor	D1	OE 4E0927804; Position: right front
2.0 TDI	100	04/08 → 12/15	SPA111	Coolant temperature sensor	E3	OE 06A919501
			SAC118	Camshaft sensor	B2	OE 03G906433
			SAG155	Crankshaft sensor	B3	OE 032906433A
			SAG286	Crankshaft sensor	B3	OE 04L906433
			STS0029	Exhaust gas temperature sensor	C1	Position: after soot particulate filter; Cable length: 330
			STS0075	Exhaust gas temperature sensor	C1	Position: before soot particulate filter; Cable length: 365
			SPS004	Exhaust gas pressure sensor	C2	OE 059906051C
			SPS002	Exhaust gas pressure sensor	C2	OE 059906051A
	88	06/08 → 12/15	MWSS122	ABS sensor	D1	OE 4E0927803; Position: left front
			MWSS123	ABS sensor	D1	OE 4E0927804; Position: right front
			SPA111	Coolant temperature sensor	E3	OE 06A919501
			ATS16	Air temperature sensor	A1	OE 03G906051E; With integrated air pressure sensor
			SAG155	Crankshaft sensor	B3	OE 032906433A
			SAG286	Crankshaft sensor	B3	OE 04L906433
			STS0029	Exhaust gas temperature sensor	C1	Position: after soot particulate filter; Cable length: 330
			STS0075	Exhaust gas temperature sensor	C1	Position: before soot particulate filter; Cable length: 365
110	05/13 → 12/15	SPS004	Exhaust gas pressure sensor	C2	OE 059906051C	
		SPS002	Exhaust gas pressure sensor	C2	OE 059906051A	
		MWSS122	ABS sensor	D1	OE 4E0927803; Position: left front	
		MWSS123	ABS sensor	D1	OE 4E0927804; Position: right front	
		SPA111	Coolant temperature sensor	E3	OE 06A919501	
		ATS16	Air temperature sensor	A1	OE 03G906051E; With integrated air pressure sensor	
		SAC129	Camshaft sensor	B2	OE 04L907601	
		SAG286	Crankshaft sensor	B3	OE 04L906433	
140	09/13 → 12/15	MWSS122	ABS sensor	D1	OE 4E0927803; Position: left front	
		MWSS123	ABS sensor	D1	OE 4E0927804; Position: right front	
		SAC129	Camshaft sensor	B2	OE 04L907601	
		SAG286	Crankshaft sensor	B3	OE 04L906433	
2.0 TDI quattro	130	11/11 → 12/15	MWSS122	ABS sensor	D1	OE 4E0927803; Position: left front
			MWSS123	ABS sensor	D1	OE 4E0927804; Position: right front
			SPA111	Coolant temperature sensor	E3	OE 06A919501
			SAC114	Camshaft sensor	B2	OE 07L905163
			ATS16	Air temperature sensor	A1	OE 03G906051E; With integrated air pressure sensor
			SAC129	Camshaft sensor	B2	OE 04L907601
			SAG155	Crankshaft sensor	B3	OE 032906433A
			SAG286	Crankshaft sensor	B3	OE 04L906433
2.7 TDI	140	04/08 → 03/12	SPS004	Exhaust gas pressure sensor	C2	OE 059906051C
			STS0037	Exhaust gas temperature sensor	C1	Position: before turbocharger; Cable length: 400

	kW			DESCRIPTION	TYPE	
AUDI						
A4 Avant (8K5, B8)						
2.7 TDI	140	04/08 → 03/12	STS0115	Exhaust gas temperature sensor	C1	Position: after soot particulate filter; Cable length: 553
			STS0215	Exhaust gas temperature sensor	C1	Position: before soot particulate filter; Cable length: 339
			SPS002	Exhaust gas pressure sensor	C2	OE 059906051A
			MWSS122	ABS sensor	D1	OE 4E0927803; Position: left front
			MWSS123	ABS sensor	D1	OE 4E0927804; Position: right front
			SPA111	Coolant temperature sensor	E3	OE 06A919501
3.0 TDI quattro	176	04/08 → 03/12	SAC114	Camshaft sensor	B2	OE 07L905163
			STS0037	Exhaust gas temperature sensor	C1	Position: before turbocharger; Cable length: 400
			STS0115	Exhaust gas temperature sensor	C1	Position: after soot particulate filter; Cable length: 553
			STS0215	Exhaust gas temperature sensor	C1	Position: before soot particulate filter; Cable length: 339
			SPS002	Exhaust gas pressure sensor	C2	OE 059906051A
			MWSS122	ABS sensor	D1	OE 4E0927803; Position: left front
			MWSS123	ABS sensor	D1	OE 4E0927804; Position: right front
			A4 Avant (8W5, 8WD, B9)			
1.4 TFSI	110	02/16 → 10/19	ATS16	Air temperature sensor	A1	OE 03G906051E; With integrated air pressure sensor
			SAD031	Knock sensor	B1	OE 030905377C
			SAC120	Camshaft sensor	B2	OE 04C907601
2.0 TDI	140	08/15 →	SAG286	Crankshaft sensor	B3	OE 04L906433
	110	08/15 → 10/19				
2.0 TDI quattro	140	10/15 →	SAG286	Crankshaft sensor	B3	OE 04L906433
2.0 TFSI	140	08/15 →	SAC120	Camshaft sensor	B2	OE 04C907601
			SAG243	Crankshaft sensor	B3	OE 06H906433B
			SPA196	Coolant temperature sensor	E3	OE 06K919523
A4 Cabriolet (8H7, B6, 8HE, B7)						
1.8 T	120	07/02 → 03/09	ATS19	Air temperature sensor	A1	OE 058905379
			SAC084	Camshaft sensor	B2	OE 058905161B
			SAG017	Crankshaft sensor	B3	OE 078906433A
			SAG049	Crankshaft sensor	B3	OE 071957147
		06/03 → 03/09	MWSS029	ABS sensor	D1	OE 8E0927803B; Position: front axle left and right
		07/02 → 05/03	MWSS031	ABS sensor	D1	OE 8E0927803; Position: front axle left and right
		07/02 → 05/04	MWSS124	ABS sensor	D1	OE 8E0927807B; Position: right rear
			MWSS125	ABS sensor	D1	OE 8E0927807C; Position: left rear
		06/04 → 03/09	MWSS126	ABS sensor	D1	OE 8E0927807G; Position: right rear
		07/02 → 03/09	SPA109	Coolant temperature sensor	E3	OE 059919501A
SPA111	Coolant temperature sensor		E3	OE 06A919501		
2.0 TDI	103	01/06 → 03/09	SAC126	Camshaft sensor	B2	OE 038906433A
			SAG232	Crankshaft sensor	B3	OE 038907319E
			STS0051	Exhaust gas temperature sensor	C1	Position: after soot particulate filter; Cable length: 840
			STS0087	Exhaust gas temperature sensor	C1	Position: before turbocharger; Cable length: 880
		STS0105	Exhaust gas temperature sensor	C1	Position: before soot particulate filter; Cable length: 840	
		04/07 → 03/09	SPS003	Exhaust gas pressure sensor	C2	OE 076906051A
		01/06 → 03/07	SPS015	Exhaust gas pressure sensor	C2	OE 07Z906051A
		01/06 → 03/09	MWSS029	ABS sensor	D1	OE 8E0927803B; Position: front axle left and right

	KW			DESCRIPTION	TYPE	
AUDI						
A4 Cabriolet (8H7, B6, 8HE, B7)						
2.0 TDI	103	01/06 → 03/09	MWSS126	ABS sensor	D1	OE 8E0927807G; Position: right rear
			SPA111	Coolant temperature sensor	E3	OE 06A919501
2.4	125	04/02 → 12/05	ATS13	Air temperature sensor	A1	OE 06B905379
			SAC084	Camshaft sensor	B2	OE 058905161B
			SAG096	Crankshaft sensor	B3	OE 021906433E
		06/03 → 12/05	MWSS029	ABS sensor	D1	OE 8E0927803B; Position: front axle left and right
		04/02 → 05/03	MWSS031	ABS sensor	D1	OE 8E0927803; Position: front axle left and right
		04/02 → 05/04	MWSS124	ABS sensor	D1	OE 8E0927807B; Position: right rear
			MWSS125	ABS sensor	D1	OE 8E0927807C; Position: left rear
		06/04 → 12/05	MWSS126	ABS sensor	D1	OE 8E0927807G; Position: right rear
		04/02 → 12/05	SPA109	Coolant temperature sensor	E3	OE 059919501A
			SPA111	Coolant temperature sensor	E3	OE 06A919501
2.5 TDI	120	08/02 → 12/05	APS40	Intake pressure sensor	A3	OE 038906051B
			SAG017	Crankshaft sensor	B3	OE 078906433A
			SAG049	Crankshaft sensor	B3	OE 071957147
		06/03 → 12/05	MWSS029	ABS sensor	D1	OE 8E0927803B; Position: front axle left and right
		08/02 → 05/03	MWSS031	ABS sensor	D1	OE 8E0927803; Position: front axle left and right
		08/02 → 05/04	MWSS124	ABS sensor	D1	OE 8E0927807B; Position: right rear
			MWSS125	ABS sensor	D1	OE 8E0927807C; Position: left rear
		06/04 → 12/05	MWSS126	ABS sensor	D1	OE 8E0927807G; Position: right rear
		08/02 → 12/05	SGA115	Oil temperature sensor	E1	OE 059919563
			SPA109	Coolant temperature sensor	E3	OE 059919501A
A5 (8T3)						
1.8 TFSI	125	10/07 → 01/17	ATS13	Air temperature sensor	A1	OE 06B905379
			ATS16	Air temperature sensor	A1	OE 03G906051E; With integrated air pressure sensor
			SAC110	Camshaft sensor	B2	OE 06H906433
			SAC114	Camshaft sensor	B2	OE 07L905163
		08/11 → 01/17	SAC120	Camshaft sensor	B2	OE 04C907601
			SAG243	Crankshaft sensor	B3	OE 06H906433B
		10/07 → 01/17	MWSS122	ABS sensor	D1	OE 4E0927803; Position: left front
			MWSS123	ABS sensor	D1	OE 4E0927804; Position: right front
			SPA111	Coolant temperature sensor	E3	OE 06A919501
			SPA196	Coolant temperature sensor	E3	OE 06K919523
	APS131	Fuel pressure sensor	F2	OE 03C906051H		
2.0 TDI	130	10/11 → 01/17	ATS16	Air temperature sensor	A1	OE 03G906051E; With integrated air pressure sensor
			SAC129	Camshaft sensor	B2	OE 04L907601
			SAG155	Crankshaft sensor	B3	OE 032906433A
			SAG286	Crankshaft sensor	B3	OE 04L906433
			MWSS122	ABS sensor	D1	OE 4E0927803; Position: left front
			MWSS123	ABS sensor	D1	OE 4E0927804; Position: right front
			SPA111	Coolant temperature sensor	E3	OE 06A919501
	125	08/08 → 03/12	SAC118	Camshaft sensor	B2	OE 03G906433
			SAG155	Crankshaft sensor	B3	OE 032906433A
			STS0029	Exhaust gas temperature sensor	C1	Position: after soot particulate filter; Cable length: 330
	STS0075	Exhaust gas temperature sensor	C1	Position: before soot particulate filter; Cable length: 365		
	STS0161	Exhaust gas temperature sensor	C1	Position: before turbocharger; Cable length: 614		

	kW			DESCRIPTION	TYPE				
AUDI									
A5 (8T3)									
2.0 TDI	125	08/08 → 03/12	SPS002	Exhaust gas pressure sensor	C2	OE 059906051A			
			MWSS122	ABS sensor	D1	OE 4E0927803; Position: left front			
			MWSS123	ABS sensor	D1	OE 4E0927804; Position: right front			
			SPA111	Coolant temperature sensor	E3	OE 06A919501			
2.0 TFSI	132	11/08 → 03/12	ATS13	Air temperature sensor	A1	OE 06B905379			
			SAC110	Camshaft sensor	B2	OE 06H906433			
			SAC114	Camshaft sensor	B2	OE 07L905163			
			MWSS122	ABS sensor	D1	OE 4E0927803; Position: left front			
			MWSS123	ABS sensor	D1	OE 4E0927804; Position: right front			
			SPA111	Coolant temperature sensor	E3	OE 06A919501			
			APS131	Fuel pressure sensor	F2	OE 03C906051H			
			SAC106	Camshaft sensor	B2	OE 06E905163			
2.7 TDI	140	06/07 → 05/08	SAC114	Camshaft sensor	B2	OE 07L905163			
		06/07 → 03/12	STS0115	Exhaust gas temperature sensor	C1	Position: after soot particulate filter; Cable length: 553			
			STS0215	Exhaust gas temperature sensor	C1	Position: before soot particulate filter; Cable length: 339			
			SPS002	Exhaust gas pressure sensor	C2	OE 059906051A			
			MWSS122	ABS sensor	D1	OE 4E0927803; Position: left front			
			MWSS123	ABS sensor	D1	OE 4E0927804; Position: right front			
			SPA111	Coolant temperature sensor	E3	OE 06A919501			
		06/07 → 05/08	SAC106	Camshaft sensor	B2	OE 06E905163			
		3.0 TDI quattro	176	06/07 → 03/12	SAC114	Camshaft sensor	B2	OE 07L905163	
					STS0037	Exhaust gas temperature sensor	C1	Position: before turbocharger; Cable length: 400	
STS0115	Exhaust gas temperature sensor				C1	Position: after soot particulate filter; Cable length: 553			
STS0215	Exhaust gas temperature sensor				C1	Position: before soot particulate filter; Cable length: 339			
SPS002	Exhaust gas pressure sensor				C2	OE 059906051A			
MWSS122	ABS sensor				D1	OE 4E0927803; Position: left front			
MWSS123	ABS sensor				D1	OE 4E0927804; Position: right front			
SPA111	Coolant temperature sensor				E3	OE 06A919501			
A5 Sportback (8TA)									
2.0 TDI	130				10/11 → 01/17	ATS16	Air temperature sensor	A1	OE 03G906051E; With integrated air pressure sensor
		SAC129	Camshaft sensor	B2		OE 04L907601			
		SAG155	Crankshaft sensor	B3		OE 032906433A			
		SAG286	Crankshaft sensor	B3		OE 04L906433			
		SPS004	Exhaust gas pressure sensor	C2		OE 059906051C			
		MWSS122	ABS sensor	D1		OE 4E0927803; Position: left front			
		MWSS123	ABS sensor	D1		OE 4E0927804; Position: right front			
		SPA111	Coolant temperature sensor	E3		OE 06A919501			
		125	09/09 → 03/12	SAC118		Camshaft sensor	B2	OE 03G906433	
	SAG155			Crankshaft sensor	B3	OE 032906433A			
	STS0029			Exhaust gas temperature sensor	C1	Position: after soot particulate filter; Cable length: 330			
	STS0075			Exhaust gas temperature sensor	C1	Position: before soot particulate filter; Cable length: 365			
	STS0161			Exhaust gas temperature sensor	C1	Position: before turbocharger; Cable length: 614			
	SPS002			Exhaust gas pressure sensor	C2	OE 059906051A			
	MWSS122			ABS sensor	D1	OE 4E0927803; Position: left front			
	MWSS123			ABS sensor	D1	OE 4E0927804; Position: right front			
	SPA111			Coolant temperature sensor	E3	OE 06A919501			

	KW			DESCRIPTION	TYPE		
AUDI							
A5 Sportback (8TA)							
2.0 TDI	105	09/09 → 01/17	ATS16	Air temperature sensor	A1	OE 03G906051E; With integrated air pressure sensor	
			SAG155	Crankshaft sensor	B3	OE 032906433A	
			SAG286	Crankshaft sensor	B3	OE 04L906433	
			STS0029	Exhaust gas temperature sensor	C1	Position: after soot particulate filter; Cable length: 330	
			STS0075	Exhaust gas temperature sensor	C1	Position: before soot particulate filter; Cable length: 365	
			STS0173	Exhaust gas temperature sensor	C1	Position: after soot particulate filter; Cable length: 262	
			SPS002	Exhaust gas pressure sensor	C2	OE 059906051A	
			MWSS122	ABS sensor	D1	OE 4E0927803; Position: left front	
	110	05/13 → 01/17	MWSS123	ABS sensor	D1	OE 4E0927804; Position: right front	
			SPA111	Coolant temperature sensor	E3	OE 06A919501	
			SAC129	Camshaft sensor	B2	OE 04L907601	
			SAG286	Crankshaft sensor	B3	OE 04L906433	
	140	09/13 → 01/17	MWSS122	ABS sensor	D1	OE 4E0927803; Position: left front	
			MWSS123	ABS sensor	D1	OE 4E0927804; Position: right front	
			SAC129	Camshaft sensor	B2	OE 04L907601	
			SAG286	Crankshaft sensor	B3	OE 04L906433	
3.0 TDI quattro	180	10/11 → 01/17	SPS002	Exhaust gas pressure sensor	C2	OE 059906051A	
			MWSS122	ABS sensor	D1	OE 4E0927803; Position: left front	
			MWSS123	ABS sensor	D1	OE 4E0927804; Position: right front	
			SPA111	Coolant temperature sensor	E3	OE 06A919501	
			SPA196	Coolant temperature sensor	E3	OE 06K919523	
	176	09/09 → 03/12	SAC114	Camshaft sensor	B2	OE 07L905163	
			STS0037	Exhaust gas temperature sensor	C1	Position: before turbocharger; Cable length: 400	
			STS0115	Exhaust gas temperature sensor	C1	Position: after soot particulate filter; Cable length: 553	
			STS0215	Exhaust gas temperature sensor	C1	Position: before soot particulate filter; Cable length: 339	
			SPS002	Exhaust gas pressure sensor	C2	OE 059906051A	
			MWSS122	ABS sensor	D1	OE 4E0927803; Position: left front	
			MWSS123	ABS sensor	D1	OE 4E0927804; Position: right front	
	SPA111	Coolant temperature sensor	E3	OE 06A919501			
	A5 Sportback (F5A)						
	2.0 TDI	140	09/16 →	SAG286	Crankshaft sensor	B3	OE 04L906433
	A6 (4A2, C4)						
1.9 TDI	66	06/94 → 10/97	SPA121	Coolant temperature sensor	E3	OE 035919369M	
2.0 16V	103	06/94 → 10/97	SPA143	Coolant temperature sensor	E3	OE 026906161	
2.0 16V quattro	103	06/94 → 10/97	SPA143	Coolant temperature sensor	E3	OE 026906161	
2.3	98	06/94 → 12/95	SPA121	Coolant temperature sensor	E3	OE 035919369M	
			SPA125	Coolant temperature sensor	E3	OE 0269061612	
2.3 quattro	98	06/94 → 12/95	SPA125	Coolant temperature sensor	E3	OE 0269061612	
2.5 TDI	103	08/94 → 10/97	SAG009	Crankshaft sensor	B3	OE 034905381	
			SPA121	Coolant temperature sensor	E3	OE 035919369M	
	85	06/94 → 10/97	SAG009	Crankshaft sensor	B3	OE 034905381	
			SPA121	Coolant temperature sensor	E3	OE 035919369M	
	84	01/95 → 10/97	SAG009	Crankshaft sensor	B3	OE 034905381	
			SPA121	Coolant temperature sensor	E3	OE 035919369M	
2.5 TDI quattro	103	10/95 → 10/97	SAG009	Crankshaft sensor	B3	OE 034905381	
			SPA121	Coolant temperature sensor	E3	OE 035919369M	

	kW			DESCRIPTION	TYPE	
AUDI						
A6 (4A2, C4)						
2.6	110	06/94 → 10/97	ATS08	Air temperature sensor	A1	OE 078906161
			SAG009	Crankshaft sensor	B3	OE 034905381
	102	06/94 → 10/97	ATS08	Air temperature sensor	A1	OE 078906161
			SAG009	Crankshaft sensor	B3	OE 034905381
2.6 quattro	110	06/94 → 10/97	ATS08	Air temperature sensor	A1	OE 078906161
			SAG009	Crankshaft sensor	B3	OE 034905381
			SPA143	Coolant temperature sensor	E3	OE 026906161
2.8	128	06/94 → 10/97	ATS08	Air temperature sensor	A1	OE 078906161
			SAG009	Crankshaft sensor	B3	OE 034905381
	142	12/95 → 10/97	ATS08	Air temperature sensor	A1	OE 078906161
			SAG038	Crankshaft sensor	B3	OE 078906433
2.8 quattro	128	06/94 → 10/97	ATS08	Air temperature sensor	A1	OE 078906161
			SAG009	Crankshaft sensor	B3	OE 034905381
	142	12/95 → 10/97	ATS08	Air temperature sensor	A1	OE 078906161
			SAG038	Crankshaft sensor	B3	OE 078906433
S6 4.2 quattro	213	06/94 → 10/97	SAG009	Crankshaft sensor	B3	OE 034905381
			SPA121	Coolant temperature sensor	E3	OE 035919369M
S6 Plus quattro	240	04/96 → 10/97	ATS08	Air temperature sensor	A1	OE 078906161
S6 Turbo quattro	169	06/94 → 10/97	SAG009	Crankshaft sensor	B3	OE 034905381
			SPA121	Coolant temperature sensor	E3	OE 035919369M
A6 (4B2, C5)						
1.8	85	05/97 → 01/05	SAG127	Crankshaft sensor	B3	OE 050906433
1.8 T	110	01/97 → 01/05	SAG127	Crankshaft sensor	B3	OE 050906433
	132	12/97 → 01/05	SAG127	Crankshaft sensor	B3	OE 050906433
1.8 T quattro	110	02/97 → 01/05	SAG127	Crankshaft sensor	B3	OE 050906433
	132	12/97 → 01/05	SAG127	Crankshaft sensor	B3	OE 050906433
1.9 TDI	96	08/01 → 01/05	SAC126	Camshaft sensor	B2	OE 038906433A
			SAG180	Crankshaft sensor	B3	OE 012409191D
			SAG232	Crankshaft sensor	B3	OE 038907319E
			SGA115	Oil temperature sensor	E1	OE 059919563
			SPA109	Coolant temperature sensor	E3	OE 059919501A
			SPA165	Coolant temperature sensor	E3	OE 078919501B
2.4	125	08/01 → 01/05	ATS13	Air temperature sensor	A1	OE 06B905379
			ATS19	Air temperature sensor	A1	OE 058905379
			SAC084	Camshaft sensor	B2	OE 058905161B
			SAG018	Crankshaft sensor	B3	OE 06A906433C
			SAG180	Crankshaft sensor	B3	OE 012409191D
			SPA109	Coolant temperature sensor	E3	OE 059919501A
			SPA165	Coolant temperature sensor	E3	OE 078919501B
2.5 TDI	114	08/01 → 01/05	ATS19	Air temperature sensor	A1	OE 058905379
			SAG017	Crankshaft sensor	B3	OE 078906433A
			SAG049	Crankshaft sensor	B3	OE 071957147
			SAG180	Crankshaft sensor	B3	OE 012409191D
			SGA115	Oil temperature sensor	E1	OE 059919563
	SPA109	Coolant temperature sensor	E3	OE 059919501A		
	120	07/02 → 01/05	SAG017	Crankshaft sensor	B3	OE 078906433A
			SAG049	Crankshaft sensor	B3	OE 071957147
			SAG180	Crankshaft sensor	B3	OE 012409191D
			SGA115	Oil temperature sensor	E1	OE 059919563
SPA109			Coolant temperature sensor	E3	OE 059919501A	
2.5 TDI quattro	132	02/00 → 01/05	SAG017	Crankshaft sensor	B3	OE 078906433A
			SAG049	Crankshaft sensor	B3	OE 071957147
			SAG180	Crankshaft sensor	B3	OE 012409191D
			SGA115	Oil temperature sensor	E1	OE 059919563
			SPA109	Coolant temperature sensor	E3	OE 059919501A

	KW			DESCRIPTION	TYPE		
AUDI							
A6 (4B2, C5)							
2.5 TDI quattro	132	02/00 → 01/05	SPA159	Coolant temperature sensor	E3	OE 059919501	
3.7 quattro	191	03/99 → 01/05	SAG056	Crankshaft sensor	B3	OE 077905381G	
4.2 quattro	220	11/98 → 01/05	SAG056	Crankshaft sensor	B3	OE 077905381G	
RS6 quattro	331	07/02 → 01/05	ATS08	Air temperature sensor	A1	OE 078906161	
			SAG056	Crankshaft sensor	B3	OE 077905381G	
S6 quattro	250	09/99 → 01/05	SAG056	Crankshaft sensor	B3	OE 077905381G	
A6 (4F2, C6)							
2.0 TDI	103	07/04 → 10/08	SAC085	Camshaft sensor	B2	OE 03G957147A	
			SAG166	Crankshaft sensor	B3	OE 036906433	
			STS0051	Exhaust gas temperature sensor	C1	Position: after soot particulate filter; Cable length: 840	
			STS0181	Exhaust gas temperature sensor	C1	Position: before turbocharger; Cable length: 805	
		05/07 → 10/08	SPS003	Exhaust gas pressure sensor	C2	OE 076906051A	
		07/04 → 04/07	SPS015	Exhaust gas pressure sensor	C2	OE 07Z906051A	
		07/04 → 10/08	MWSS122	ABS sensor	D1	OE 4E0927803; Position: left front	
			MWSS123	ABS sensor	D1	OE 4E0927804; Position: right front	
			SPA111	Coolant temperature sensor	E3	OE 06A919501	
			SAC085	Camshaft sensor	B2	OE 03G957147A	
		100	07/04 → 03/11	SAC118	Camshaft sensor	B2	OE 03G906433
				SAG155	Crankshaft sensor	B3	OE 032906433A
	SAG166			Crankshaft sensor	B3	OE 036906433	
	STS0051			Exhaust gas temperature sensor	C1	Position: after soot particulate filter; Cable length: 840	
	STS0181		Exhaust gas temperature sensor	C1	Position: before turbocharger; Cable length: 805		
	05/07 → 03/11		SPS003	Exhaust gas pressure sensor	C2	OE 076906051A	
	07/04 → 04/07		SPS015	Exhaust gas pressure sensor	C2	OE 07Z906051A	
	07/04 → 03/11		MWSS122	ABS sensor	D1	OE 4E0927803; Position: left front	
			MWSS123	ABS sensor	D1	OE 4E0927804; Position: right front	
			SPA111	Coolant temperature sensor	E3	OE 06A919501	
			SAG155	Crankshaft sensor	B3	OE 032906433A	
	125		11/08 → 03/11	STS0051	Exhaust gas temperature sensor	C1	Position: after soot particulate filter; Cable length: 840
		SPS003		Exhaust gas pressure sensor	C2	OE 059906051A	
		MWSS122		ABS sensor	D1	OE 4E0927803; Position: left front	
MWSS123		ABS sensor		D1	OE 4E0927804; Position: right front		
SPA111		Coolant temperature sensor		E3	OE 06A919501		
SAG155		Crankshaft sensor		B3	OE 032906433A		
2.4	130	05/04 → 10/08	APS91	Intake pressure sensor	A3	OE 0279980411	
			SAC106	Camshaft sensor	B2	OE 06E905163	
			SAC114	Camshaft sensor	B2	OE 07L905163	
			MWSS122	ABS sensor	D1	OE 4E0927803; Position: left front	
			MWSS123	ABS sensor	D1	OE 4E0927804; Position: right front	
			SPA111	Coolant temperature sensor	E3	OE 06A919501	
			APS40	Intake pressure sensor	A3	OE 038906051B	
2.7 TDI	132	11/04 → 10/08	SAC106	Camshaft sensor	B2	OE 06E905163	
			SAG090	Crankshaft sensor	B3	OE 06A906433A	
			STS0095	Exhaust gas temperature sensor	C1	Cable length: 593	
			STS0171	Exhaust gas temperature sensor	C1	Position: before soot particulate filter; Cable length: 500	
			SPS003	Exhaust gas pressure sensor	C2	OE 059906051A	
			MWSS122	ABS sensor	D1	OE 4E0927803; Position: left front	
			MWSS123	ABS sensor	D1	OE 4E0927804; Position: right front	
			SPA111	Coolant temperature sensor	E3	OE 06A919501	

	kw			DESCRIPTION	TYPE	
AUDI						
A6 (4F2, C6)						
2.7 TDI	132	11/04 → 10/08	APS127	Fuel pressure sensor	F2	OE 059130758
3.0 TDI quattro	165	05/04 → 05/06	APS40	Intake pressure sensor	A3	OE 038906051B
			SAC106	Camshaft sensor	B2	OE 06E905163
			SAG090	Crankshaft sensor	B3	OE 06A906433A
			STS0037	Exhaust gas temperature sensor	C1	Position: before turbocharger; Cable length: 400
			STS0095	Exhaust gas temperature sensor	C1	Cable length: 593
			STS0171	Exhaust gas temperature sensor	C1	Position: before soot particulate filter; Cable length: 500
			SPS002	Exhaust gas pressure sensor	C2	OE 059906051A
			MWSS122	ABS sensor	D1	OE 4E0927803; Position: left front
	MWSS123	ABS sensor	D1	OE 4E0927804; Position: right front		
	SPA111	Coolant temperature sensor	E3	OE 06A919501		
	171	06/06 → 10/08	APS127	Fuel pressure sensor	F2	OE 059130758
			APS40	Intake pressure sensor	A3	OE 038906051B
			SAC106	Camshaft sensor	B2	OE 06E905163
			SAG090	Crankshaft sensor	B3	OE 06A906433A
			STS0037	Exhaust gas temperature sensor	C1	Position: before turbocharger; Cable length: 400
			STS0095	Exhaust gas temperature sensor	C1	Cable length: 593
STS0171			Exhaust gas temperature sensor	C1	Position: before soot particulate filter; Cable length: 500	
SPS002			Exhaust gas pressure sensor	C2	OE 059906051A	
MWSS122	ABS sensor	D1	OE 4E0927803; Position: left front			
MWSS123	ABS sensor	D1	OE 4E0927804; Position: right front			
SPA111	Coolant temperature sensor	E3	OE 06A919501			
A6 (4G2, 4GC, C7)						
2.0 TDI	130	03/11 → 09/18	ATS16	Air temperature sensor	A1	OE 03G906051E; With integrated air pressure sensor
			SAC129	Camshaft sensor	B2	OE 04L907601
			SAG155	Crankshaft sensor	B3	OE 032906433A
			SPS004	Exhaust gas pressure sensor	C2	OE 059906051C
			MWSS122	ABS sensor	D1	OE 4E0927803; Position: left front
			MWSS123	ABS sensor	D1	OE 4E0927804; Position: right front
			SPA111	Coolant temperature sensor	E3	OE 06A919501
	140	11/13 → 09/18	SAC129	Camshaft sensor	B2	OE 04L907601
			SAG286	Crankshaft sensor	B3	OE 04L906433
			MWSS122	ABS sensor	D1	OE 4E0927803; Position: left front
MWSS123	ABS sensor	D1	OE 4E0927804; Position: right front			
3.0 TDI	150	11/10 → 09/18	ATS16	Air temperature sensor	A1	OE 03G906051E; With integrated air pressure sensor
			SPS002	Exhaust gas pressure sensor	C2	OE 059906051A
			MWSS122	ABS sensor	D1	OE 4E0927803; Position: left front
			MWSS123	ABS sensor	D1	OE 4E0927804; Position: right front
			SPA111	Coolant temperature sensor	E3	OE 06A919501
			SPA196	Coolant temperature sensor	E3	OE 06K919523
3.0 TDI quattro	180	03/11 → 09/18	ATS16	Air temperature sensor	A1	OE 03G906051E; With integrated air pressure sensor
			SPS002	Exhaust gas pressure sensor	C2	OE 059906051A
			MWSS122	ABS sensor	D1	OE 4E0927803; Position: left front
			MWSS123	ABS sensor	D1	OE 4E0927804; Position: right front
			SPA111	Coolant temperature sensor	E3	OE 06A919501
			SPA196	Coolant temperature sensor	E3	OE 06K919523

	KW			DESCRIPTION	TYPE	
AUDI						
A6 Allroad (4FH, C6)						
3.0 TDI quattro	171	05/06 → 10/08	SAC106	Camshaft sensor	B2	OE 06E905163
			SAG090	Crankshaft sensor	B3	OE 06A906433A
			STS0037	Exhaust gas temperature sensor	C1	Position: before turbocharger; Cable length: 400
			STS0095	Exhaust gas temperature sensor	C1	Cable length: 593
			STS0171	Exhaust gas temperature sensor	C1	Position: before soot particulate filter; Cable length: 500
			SPS002	Exhaust gas pressure sensor	C2	OE 059906051A
			MWSS122	ABS sensor	D1	OE 4E0927803; Position: left front
	176	10/08 → 08/11	MWSS123	ABS sensor	D1	OE 4E0927804; Position: right front
			SPA111	Coolant temperature sensor	E3	OE 06A919501
			SAC114	Camshaft sensor	B2	OE 07L905163
			SAG090	Crankshaft sensor	B3	OE 06A906433A
			STS0037	Exhaust gas temperature sensor	C1	Position: before turbocharger; Cable length: 400
			SPS002	Exhaust gas pressure sensor	C2	OE 059906051A
			MWSS122	ABS sensor	D1	OE 4E0927803; Position: left front
A6 Allroad (4GH, 4GJ, C7)						
3.0 TDI quattro	180	01/12 → 06/16	ATS16	Air temperature sensor	A1	OE 03G906051E; With integrated air pressure sensor
			SPS002	Exhaust gas pressure sensor	C2	OE 059906051A
			MWSS122	ABS sensor	D1	OE 4E0927803; Position: left front
			MWSS123	ABS sensor	D1	OE 4E0927804; Position: right front
			SPA111	Coolant temperature sensor	E3	OE 06A919501
	200	09/14 → 09/18	SPA196	Coolant temperature sensor	E3	OE 06K919523
			SAC120	Camshaft sensor	B2	OE 04C907601
			MWSS122	ABS sensor	D1	OE 4E0927803; Position: left front
			MWSS123	ABS sensor	D1	OE 4E0927804; Position: right front
			SPA196	Coolant temperature sensor	E3	OE 06K919523
A6 Avant (4A5, C4)						
1.9 TDI	66	06/94 → 12/97	SPA121	Coolant temperature sensor	E3	OE 035919369M
2.0 16V	103	06/94 → 12/97	SPA143	Coolant temperature sensor	E3	OE 026906161
2.0 16V quattro	103	06/94 → 12/97	SPA143	Coolant temperature sensor	E3	OE 026906161
2.3	98	06/94 → 12/95	SPA121	Coolant temperature sensor	E3	OE 035919369M
			SPA125	Coolant temperature sensor	E3	OE 0269061612
2.3 quattro	98	06/94 → 12/95	SPA125	Coolant temperature sensor	E3	OE 0269061612
2.5 TDI	103	08/94 → 12/97	SAG009	Crankshaft sensor	B3	OE 034905381
			SPA121	Coolant temperature sensor	E3	OE 035919369M
	84	01/95 → 12/97	SAG009	Crankshaft sensor	B3	OE 034905381
			SPA121	Coolant temperature sensor	E3	OE 035919369M
	85	06/94 → 12/97	SAG009	Crankshaft sensor	B3	OE 034905381
			SPA121	Coolant temperature sensor	E3	OE 035919369M
2.5 TDI quattro	103	07/95 → 12/97	SAG009	Crankshaft sensor	B3	OE 034905381
2.6	110	06/94 → 12/97	ATS08	Air temperature sensor	A1	OE 078906161
			SAG009	Crankshaft sensor	B3	OE 034905381
	102	06/94 → 02/97	ATS08	Air temperature sensor	A1	OE 078906161
			SAG009	Crankshaft sensor	B3	OE 034905381
2.6 quattro	110	06/94 → 12/97	ATS08	Air temperature sensor	A1	OE 078906161
			SAG009	Crankshaft sensor	B3	OE 034905381
			SPA143	Coolant temperature sensor	E3	OE 026906161
2.8	128	06/94 → 12/97	ATS08	Air temperature sensor	A1	OE 078906161
			SAG009	Crankshaft sensor	B3	OE 034905381

	kW			DESCRIPTION	TYPE	
AUDI						
A6 Avant (4A5, C4)						
2.8	142	12/95 → 12/97	ATS08	Air temperature sensor	A1	OE 078906161
			SAG038	Crankshaft sensor	B3	OE 078906433
2.8 quattro	128	06/94 → 12/97	ATS08	Air temperature sensor	A1	OE 078906161
			SAG009	Crankshaft sensor	B3	OE 034905381
	142	12/95 → 12/97	ATS08	Air temperature sensor	A1	OE 078906161
			SAG038	Crankshaft sensor	B3	OE 078906433
S6 4.2 quattro	213	06/94 → 12/97	SAG009	Crankshaft sensor	B3	OE 034905381
			SPA121	Coolant temperature sensor	E3	OE 035919369M
S6 Plus quattro	240	04/96 → 12/97	ATS08	Air temperature sensor	A1	OE 078906161
S6 Turbo quattro	169	06/94 → 12/97	SAG009	Crankshaft sensor	B3	OE 034905381
			SPA121	Coolant temperature sensor	E3	OE 035919369M
A6 Avant (4B5, C5)						
1.8	85	02/98 → 01/05	SAG127	Crankshaft sensor	B3	OE 050906433
1.8 T	110	12/97 → 01/05	SAG127	Crankshaft sensor	B3	OE 050906433
	132	04/99 → 01/05	SAG127	Crankshaft sensor	B3	OE 050906433
1.8 T quattro	110	12/97 → 01/05	SAG127	Crankshaft sensor	B3	OE 050906433
	132	12/97 → 01/05	SAG127	Crankshaft sensor	B3	OE 050906433
1.9 TDI	96	08/01 → 01/05	SAC126	Camshaft sensor	B2	OE 038906433A
			SAG180	Crankshaft sensor	B3	OE 012409191D
			SAG232	Crankshaft sensor	B3	OE 038907319E
			SPA109	Coolant temperature sensor	E3	OE 059919501A
			SPA165	Coolant temperature sensor	E3	OE 078919501B
2.5 TDI	132	02/00 → 01/05	SAG017	Crankshaft sensor	B3	OE 078906433A
			SAG049	Crankshaft sensor	B3	OE 071957147
			SAG180	Crankshaft sensor	B3	OE 012409191D
			SGA115	Oil temperature sensor	E1	OE 059919563
			SPA109	Coolant temperature sensor	E3	OE 059919501A
			SPA159	Coolant temperature sensor	E3	OE 059919501
	114	08/01 → 01/05	SAG017	Crankshaft sensor	B3	OE 078906433A
			SAG049	Crankshaft sensor	B3	OE 071957147
			SAG180	Crankshaft sensor	B3	OE 012409191D
			SGA115	Oil temperature sensor	E1	OE 059919563
			SPA109	Coolant temperature sensor	E3	OE 059919501A
120	07/02 → 01/05	SAG017	Crankshaft sensor	B3	OE 078906433A	
		SAG049	Crankshaft sensor	B3	OE 071957147	
		SAG180	Crankshaft sensor	B3	OE 012409191D	
		SGA115	Oil temperature sensor	E1	OE 059919563	
		SPA109	Coolant temperature sensor	E3	OE 059919501A	
2.5 TDI quattro	132	02/00 → 01/05	SAG017	Crankshaft sensor	B3	OE 078906433A
			SAG049	Crankshaft sensor	B3	OE 071957147
			SAG180	Crankshaft sensor	B3	OE 012409191D
			SGA115	Oil temperature sensor	E1	OE 059919563
			SPA109	Coolant temperature sensor	E3	OE 059919501A
			SPA159	Coolant temperature sensor	E3	OE 059919501
3.7 quattro	191	03/99 → 01/05	SAG056	Crankshaft sensor	B3	OE 077905381G
4.2 quattro	220	11/98 → 01/05	SAG056	Crankshaft sensor	B3	OE 077905381G
RS6 plus quattro	353	04/04 → 01/05	ATS08	Air temperature sensor	A1	OE 078906161
			SAG056	Crankshaft sensor	B3	OE 077905381G
RS6 quattro	331	07/02 → 01/05	ATS08	Air temperature sensor	A1	OE 078906161
			SAG056	Crankshaft sensor	B3	OE 077905381G
S6 quattro	250	09/99 → 01/05	SAG056	Crankshaft sensor	B3	OE 077905381G
A6 Avant (4F5, C6)						
2.0 TDI	103	06/05 → 10/08	SAC085	Camshaft sensor	B2	OE 03G957147A
			SAG166	Crankshaft sensor	B3	OE 036906433

			KW		 PARTS & SERVICES	DESCRIPTION	TYPE	
AUDI								
A6 Avant (4F5, C6)								
2.0 TDI	103	06/05 → 10/08	STS0051	Exhaust gas temperature sensor	C1	Position: after soot particulate filter; Cable length: 840		
			STS0181	Exhaust gas temperature sensor	C1	Position: before turbocharger; Cable length: 805		
		05/07 → 10/08	SPS003	Exhaust gas pressure sensor	C2	OE 076906051A		
		06/05 → 04/07	SPS015	Exhaust gas pressure sensor	C2	OE 07Z906051A		
		06/05 → 10/08	MWSS122	ABS sensor	D1	OE 4E0927803; Position: left front		
			MWSS123	ABS sensor	D1	OE 4E0927804; Position: right front		
	SPA111		Coolant temperature sensor	E3	OE 06A919501			
	100	06/05 → 08/11	SAC085	Camshaft sensor	B2	OE 03G957147A		
			SAC118	Camshaft sensor	B2	OE 03G906433		
			SAG155	Crankshaft sensor	B3	OE 032906433A		
			SAG166	Crankshaft sensor	B3	OE 036906433		
		06/05 → 08/11	STS0051	Exhaust gas temperature sensor	C1	Position: after soot particulate filter; Cable length: 840		
			STS0181	Exhaust gas temperature sensor	C1	Position: before turbocharger; Cable length: 805		
		05/07 → 08/11	SPS003	Exhaust gas pressure sensor	C2	OE 076906051A		
		06/05 → 04/07	SPS015	Exhaust gas pressure sensor	C2	OE 07Z906051A		
		06/05 → 08/11	MWSS122	ABS sensor	D1	OE 4E0927803; Position: left front		
			MWSS123	ABS sensor	D1	OE 4E0927804; Position: right front		
			SPA111	Coolant temperature sensor	E3	OE 06A919501		
			125	10/08 → 08/11	SAC118	Camshaft sensor	B2	OE 03G906433
	SAG155	Crankshaft sensor			B3	OE 032906433A		
	STS0051	Exhaust gas temperature sensor		C1	Position: after soot particulate filter; Cable length: 840			
	SPS002	Exhaust gas pressure sensor		C2	OE 059906051A			
	2.0 TFSI	125	06/05 → 08/11	ATS13	Air temperature sensor	A1	OE 06B905379	
				SAD031	Knock sensor	B1	OE 030905377C	
SAC073				Camshaft sensor	B2	OE 06C905163B		
MWSS122				ABS sensor	D1	OE 4E0927803; Position: left front		
MWSS123				ABS sensor	D1	OE 4E0927804; Position: right front		
SPA111				Coolant temperature sensor	E3	OE 06A919501		
2.7 TDI	132	03/05 → 10/08	APS40	Intake pressure sensor	A3	OE 038906051B		
			SAC106	Camshaft sensor	B2	OE 06E905163		
			SAG090	Crankshaft sensor	B3	OE 06A906433A		
			STS0095	Exhaust gas temperature sensor	C1	Position: post-catalyst; Cable length: 593		
			SPS002	Exhaust gas pressure sensor	C2	OE 059906051A		
			MWSS122	ABS sensor	D1	OE 4E0927803; Position: left front		
	140	10/08 → 08/11	MWSS123	ABS sensor	D1	OE 4E0927804; Position: right front		
			SPA111	Coolant temperature sensor	E3	OE 06A919501		
			APS127	Fuel pressure sensor	F2	OE 059130758		
			SAC114	Camshaft sensor	B2	OE 07L905163		
			SAG090	Crankshaft sensor	B3	OE 06A906433A		
			SPS002	Exhaust gas pressure sensor	C2	OE 059906051A		
3.0 TDI quattro	165	03/05 → 05/06	MWSS122	ABS sensor	D1	OE 4E0927803; Position: left front		
			MWSS123	ABS sensor	D1	OE 4E0927804; Position: right front		
			APS40	Intake pressure sensor	A3	OE 038906051B		
			SAC106	Camshaft sensor	B2	OE 06E905163		
			SAG090	Crankshaft sensor	B3	OE 06A906433A		



kW



PARTS & SERVICES

DESCRIPTION

TYPE


AUDI
A6 Avant (4F5, C6)

3.0 TDI quattro	165	03/05 → 05/06	STS0037	Exhaust gas temperature sensor	C1	Position: before turbocharger; Cable length: 400
			STS0095	Exhaust gas temperature sensor	C1	Cable length: 593
			STS0171	Exhaust gas temperature sensor	C1	Position: before soot particulate filter; Cable length: 500
			SPS002	Exhaust gas pressure sensor	C2	OE 059906051A
			MWSS122	ABS sensor	D1	OE 4E0927803; Position: left front
			MWSS123	ABS sensor	D1	OE 4E0927804; Position: right front
			SPA111	Coolant temperature sensor	E3	OE 06A919501
	171	06/06 → 10/08	APS127	Fuel pressure sensor	F2	OE 059130758
			APS40	Intake pressure sensor	A3	OE 038906051B
			SAC106	Camshaft sensor	B2	OE 06E905163
			SAG090	Crankshaft sensor	B3	OE 06A906433A
			STS0037	Exhaust gas temperature sensor	C1	Position: before turbocharger; Cable length: 400
			STS0095	Exhaust gas temperature sensor	C1	Cable length: 593
			STS0171	Exhaust gas temperature sensor	C1	Position: before soot particulate filter; Cable length: 500
			SPS002	Exhaust gas pressure sensor	C2	OE 059906051A
			MWSS122	ABS sensor	D1	OE 4E0927803; Position: left front
			MWSS123	ABS sensor	D1	OE 4E0927804; Position: right front
	176	10/08 → 08/11	SPA111	Coolant temperature sensor	E3	OE 06A919501
			SAC106	Camshaft sensor	B2	OE 06E905163
			SAC114	Camshaft sensor	B2	OE 07L905163
			SAG090	Crankshaft sensor	B3	OE 06A906433A
STS0037			Exhaust gas temperature sensor	C1	Position: before turbocharger; Cable length: 400	
STS0095			Exhaust gas temperature sensor	C1	Position: post-catalyst; Cable length: 593	
SPS002			Exhaust gas pressure sensor	C2	OE 059906051A	

A6 Avant (4G5, 4GD, C7)

2.0 TDI	130	05/11 → 09/18	ATS16	Air temperature sensor	A1	OE 03G906051E; With integrated air pressure sensor
			SAC129	Camshaft sensor	B2	OE 04L907601
			SAG155	Crankshaft sensor	B3	OE 032906433A
			SPS004	Exhaust gas pressure sensor	C2	OE 059906051C
			MWSS122	ABS sensor	D1	OE 4E0927803; Position: left front
			MWSS123	ABS sensor	D1	OE 4E0927804; Position: right front
			SPA111	Coolant temperature sensor	E3	OE 06A919501
	140	11/13 → 09/18	SAC129	Camshaft sensor	B2	OE 04L907601
			SAG286	Crankshaft sensor	B3	OE 04L906433
			MWSS122	ABS sensor	D1	OE 4E0927803; Position: left front
3.0 TDI	150	05/11 → 09/18	MWSS123	ABS sensor	D1	OE 4E0927804; Position: right front
			ATS16	Air temperature sensor	A1	OE 03G906051E; With integrated air pressure sensor
			SPS002	Exhaust gas pressure sensor	C2	OE 059906051A
			MWSS122	ABS sensor	D1	OE 4E0927803; Position: left front
			MWSS123	ABS sensor	D1	OE 4E0927804; Position: right front
			SPA111	Coolant temperature sensor	E3	OE 06A919501
3.0 TDI quattro	180	05/11 → 09/18	SPA196	Coolant temperature sensor	E3	OE 06K919523
			ATS16	Air temperature sensor	A1	OE 03G906051E; With integrated air pressure sensor
			SPS002	Exhaust gas pressure sensor	C2	OE 059906051A

	KW			DESCRIPTION	TYPE		
AUDI							
A6 Avant (4G5, 4GD, C7)							
3.0 TDI quattro	180	05/11 → 09/18	MWSS122	ABS sensor	D1	OE 4E0927803; Position: left front	
			MWSS123	ABS sensor	D1	OE 4E0927804; Position: right front	
			SPA111	Coolant temperature sensor	E3	OE 06A919501	
			SPA196	Coolant temperature sensor	E3	OE 06K919523	
	200	09/14 → 09/18	SAC120	Camshaft sensor	B2	OE 04C907601	
			MWSS122	ABS sensor	D1	OE 4E0927803; Position: left front	
			MWSS123	ABS sensor	D1	OE 4E0927804; Position: right front	
			SPA196	Coolant temperature sensor	E3	OE 06K919523	
	240	10/14 → 09/18	MWSS122	ABS sensor	D1	OE 4E0927803; Position: left front	
			MWSS123	ABS sensor	D1	OE 4E0927804; Position: right front	
		09/14 → 09/18	SPA196	Coolant temperature sensor	E3	OE 06K919523	
A7 Sportback (4GA, 4GF)							
3.0 TDI	150	11/10 → 03/15	ATS16	Air temperature sensor	A1	OE 03G906051E; With integrated air pressure sensor	
			SPS002	Exhaust gas pressure sensor	C2	OE 059906051A	
			MWSS122	ABS sensor	D1	OE 4E0927803; Position: left front	
			MWSS123	ABS sensor	D1	OE 4E0927804; Position: right front	
			SPA111	Coolant temperature sensor	E3	OE 06A919501	
			SPA196	Coolant temperature sensor	E3	OE 06K919523	
3.0 TDI quattro	180	10/10 → 06/16	ATS16	Air temperature sensor	A1	OE 03G906051E; With integrated air pressure sensor	
			SPS002	Exhaust gas pressure sensor	C2	OE 059906051A	
			MWSS122	ABS sensor	D1	OE 4E0927803; Position: left front	
			MWSS123	ABS sensor	D1	OE 4E0927804; Position: right front	
			SPA111	Coolant temperature sensor	E3	OE 06A919501	
			SPA196	Coolant temperature sensor	E3	OE 06K919523	
A8 (4D2, 4D8)							
2.8	128	03/94 → 03/96	ATS08	Air temperature sensor	A1	OE 078906161	
			SAG009	Crankshaft sensor	B3	OE 034905381	
	142	04/96 → 09/02	SAG038	Crankshaft sensor	B3	OE 078906433	
	120	07/95 → 03/96	SAG009	Crankshaft sensor	B3	OE 034905381	
2.8 quattro	128	03/94 → 03/96	ATS08	Air temperature sensor	A1	OE 078906161	
			SAG009	Crankshaft sensor	B3	OE 034905381	
	142	04/96 → 09/02	SAG038	Crankshaft sensor	B3	OE 078906433	
	120	07/95 → 03/96	SAG009	Crankshaft sensor	B3	OE 034905381	
3.3 TDI quattro	165	06/00 → 09/02	SAG056	Crankshaft sensor	B3	OE 077905381G	
3.7	169	07/95 → 12/98	ATS08	Air temperature sensor	A1	OE 078906161	
3.7 quattro	169	07/95 → 11/98	ATS08	Air temperature sensor	A1	OE 078906161	
		11/98 → 11/98	SAG056	Crankshaft sensor	B3	OE 077905381G	
		07/95 → 11/98	SPA121	Coolant temperature sensor	E3	OE 035919369M	
	191	11/98 → 09/02	SAG056	Crankshaft sensor	B3	OE 077905381G	
4.2 quattro	220	03/94 → 11/98	ATS08	Air temperature sensor	A1	OE 078906161	
		11/98 → 11/98	SAG056	Crankshaft sensor	B3	OE 077905381G	
		03/94 → 11/98	SPA121	Coolant temperature sensor	E3	OE 035919369M	
	180	03/94 → 07/96	ATS08	Air temperature sensor	A1	OE 078906161	
			SPA121	Coolant temperature sensor	E3	OE 035919369M	
		228	11/98 → 09/02	SAG056	Crankshaft sensor	B3	OE 077905381G
		175	02/99 → 04/00	SAG056	Crankshaft sensor	B3	OE 077905381G
S 8 quattro	265	06/99 → 09/02	SAG056	Crankshaft sensor	B3	OE 077905381G	
			ATS08	Air temperature sensor	A1	OE 078906161	
	250	07/96 → 06/99	SPA121	Coolant temperature sensor	E3	OE 035919369M	
A8 (4E2, 4E8)							
3.0 TDI quattro	171	08/03 → 07/10	APS40	Intake pressure sensor	A3	OE 038906051B	
		01/04 → 07/10	SAC106	Camshaft sensor	B2	OE 06E905163	

	kw			DESCRIPTION	TYPE	
AUDI						
A8 (4E2, 4E8)						
3.0 TDI quattro	171	08/03 → 07/10	SAG090	Crankshaft sensor	B3	OE 06A906433A
			STS0037	Exhaust gas temperature sensor	C1	Position: before turbocharger; Cable length: 400
			STS0095	Exhaust gas temperature sensor	C1	Position: post-catalyst; Cable length: 593
			STS0171	Exhaust gas temperature sensor	C1	Position: before soot particulate filter; Cable length: 500
			SPS015	Exhaust gas pressure sensor	C2	OE 07Z906051A
	01/04 → 07/10	MWSS122	ABS sensor	D1	OE 4E0927803; Position: left front	
		MWSS123	ABS sensor	D1	OE 4E0927804; Position: right front	
	08/03 → 07/10	SPA111	Coolant temperature sensor	E3	OE 06A919501	
		APS127	Fuel pressure sensor	F2	OE 059130758	
4.0 TDI quattro	202	05/03 → 07/05	SAG056	Crankshaft sensor	B3	OE 077905381G
	235	01/05 → 06/05	SAG056	Crankshaft sensor	B3	OE 077905381G
	240	07/05 → 07/10	SAG056	Crankshaft sensor	B3	OE 077905381G
ALLROAD (4BH, C5)						
2.5 TDI quattro	132	05/00 → 08/05	SAG017	Crankshaft sensor	B3	OE 078906433A
			SAG049	Crankshaft sensor	B3	OE 071957147
			SGA115	Oil temperature sensor	E1	OE 059919563
			SPA109	Coolant temperature sensor	E3	OE 059919501A
CABRIOLET (8G7, B4)						
1.8	92	01/97 → 08/00	SAG127	Crankshaft sensor	B3	OE 050906433
2.3 E	98	05/91 → 07/94	SPA125	Coolant temperature sensor	E3	OE 0269061612
2.6	110	06/93 → 08/00	ATS08	Air temperature sensor	A1	OE 078906161
			SAG009	Crankshaft sensor	B3	OE 034905381
			SPA143	Coolant temperature sensor	E3	OE 026906161
	102	01/98 → 08/00 05/95 → 12/99	SAG009	Crankshaft sensor	B3	OE 034905381
			SPA143	Coolant temperature sensor	E3	OE 026906161
2.8	128	11/92 → 08/00	SAG009	Crankshaft sensor	B3	OE 034905381
			SPA143	Coolant temperature sensor	E3	OE 026906161
COUPE (81, 85)						
1.6	55	07/80 → 08/81	SAA102	Oil pressure switches	F1	OE 021919081C
1.8	55	08/81 → 07/83	SAA102	Oil pressure switches	F1	OE 021919081C
1.8 GT	65	04/86 → 10/88	SAA102	Oil pressure switches	F1	OE 021919081C
	66	09/82 → 10/88	SAA102	Oil pressure switches	F1	OE 021919081C
	79	08/86 → 10/87	SPA143	Coolant temperature sensor	E3	OE 026906161
			SAA102	Oil pressure switches	F1	OE 021919081C
	82	08/86 → 10/88	SAA102	Oil pressure switches	F1	OE 021919081C
	68	01/85 → 07/88	SPA143	Coolant temperature sensor	E3	OE 026906161
			SAA102	Oil pressure switches	F1	OE 021919081C
1.9	85	08/80 → 07/83	SAA102	Oil pressure switches	F1	OE 021919081C
2.0	85	09/83 → 07/86	SAA102	Oil pressure switches	F1	OE 021919081C
	83	03/86 → 04/88	SAA102	Oil pressure switches	F1	OE 021919081C
2.1 GT	96	09/82 → 10/87	SAA102	Oil pressure switches	F1	OE 021919081C
	85	07/81 → 10/87	SPA121	Coolant temperature sensor	E3	OE 035919369M
			SAA102	Oil pressure switches	F1	OE 021919081C
	100	09/84 → 10/88	SAA102	Oil pressure switches	F1	OE 021919081C
2.2 quattro	100	10/84 → 10/88	SAA102	Oil pressure switches	F1	OE 021919081C
			SPA121	Coolant temperature sensor	E3	OE 035919369M
2.3	100	01/87 → 10/88	SAA102	Oil pressure switches	F1	OE 021919081C
			SPA125	Coolant temperature sensor	E3	OE 0269061612
2.3 quattro	100	01/87 → 10/88	SAA102	Oil pressure switches	F1	OE 021919081C
			SPA125	Coolant temperature sensor	E3	OE 0269061612
			SAA102	Oil pressure switches	F1	OE 021919081C

	KW			DESCRIPTION	TYPE	
AUDI						
COUPE (89, 8B)						
1.8	82	08/89 → 07/91	SAA102	Oil pressure switches	F1	OE 021919081C
2.0	85	05/89 → 12/96	SPA143	Coolant temperature sensor	E3	OE 026906161
			SAA102	Oil pressure switches	F1	OE 021919081C
	82	03/90 → 07/90	SPA143	Coolant temperature sensor	E3	OE 026906161
2.0 16 V	103	08/92 → 12/96	SPA143	Coolant temperature sensor	E3	OE 026906161
			SAA102	Oil pressure switches	F1	OE 021919081C
	101	01/92 → 07/92	SPA143	Coolant temperature sensor	E3	OE 026906161
2.0 20 V	118	08/89 → 07/91	SAA102	Oil pressure switches	F1	OE 021919081C
			SAG009	Crankshaft sensor	B3	OE 034905381
2.0 20 V quattro	118	08/89 → 07/91	SPA121	Coolant temperature sensor	E3	OE 035919369M
			SAG009	Crankshaft sensor	B3	OE 034905381
			SPA121	Coolant temperature sensor	E3	OE 035919369M
2.2 quattro	100	11/88 → 07/91	SAA102	Oil pressure switches	F1	OE 021919081C
2.3	100	10/88 → 07/94	SPA125	Coolant temperature sensor	E3	OE 0269061612
			SAA102	Oil pressure switches	F1	OE 021919081C
	98	03/90 → 12/96	SPA125	Coolant temperature sensor	E3	OE 0269061612
			SAA102	Oil pressure switches	F1	OE 021919081C
2.3 20V	123	08/90 → 07/91	SAG009	Crankshaft sensor	B3	OE 034905381
			SPA121	Coolant temperature sensor	E3	OE 035919369M
			SAA102	Oil pressure switches	F1	OE 021919081C
	125	08/89 → 07/91	SAG009	Crankshaft sensor	B3	OE 034905381
			SPA121	Coolant temperature sensor	E3	OE 035919369M
2.3 20V quattro	125	11/88 → 07/91	SAA102	Oil pressure switches	F1	OE 021919081C
			SAG009	Crankshaft sensor	B3	OE 034905381
			SPA121	Coolant temperature sensor	E3	OE 035919369M
	123	05/90 → 12/96	SAA102	Oil pressure switches	F1	OE 021919081C
			SAG009	Crankshaft sensor	B3	OE 034905381
2.3 quattro	100	11/88 → 12/92	SPA125	Coolant temperature sensor	E3	OE 0269061612
			SAA102	Oil pressure switches	F1	OE 021919081C
	98	05/90 → 12/96	SPA125	Coolant temperature sensor	E3	OE 0269061612
			SAA102	Oil pressure switches	F1	OE 021919081C
2.6	110	08/92 → 12/96	ATS08	Air temperature sensor	A1	OE 078906161
			SAG009	Crankshaft sensor	B3	OE 034905381
			SPA143	Coolant temperature sensor	E3	OE 026906161
			SAA102	Oil pressure switches	F1	OE 021919081C
2.6 quattro	110	08/92 → 12/96	ATS08	Air temperature sensor	A1	OE 078906161
			SAG009	Crankshaft sensor	B3	OE 034905381
			SPA143	Coolant temperature sensor	E3	OE 026906161
			SAA102	Oil pressure switches	F1	OE 021919081C
2.8	128	09/91 → 12/96	SAG009	Crankshaft sensor	B3	OE 034905381
			SPA143	Coolant temperature sensor	E3	OE 026906161
			SAA102	Oil pressure switches	F1	OE 021919081C
2.8 quattro	128	08/91 → 12/96	SAG009	Crankshaft sensor	B3	OE 034905381
			SPA143	Coolant temperature sensor	E3	OE 026906161
			SAA102	Oil pressure switches	F1	OE 021919081C
S2 quattro	162	09/90 → 09/92	SAG009	Crankshaft sensor	B3	OE 034905381
			SPA121	Coolant temperature sensor	E3	OE 035919369M
			SAA102	Oil pressure switches	F1	OE 021919081C
	169	10/92 → 12/96	SAG009	Crankshaft sensor	B3	OE 034905381
			SPA121	Coolant temperature sensor	E3	OE 035919369M
			SAA102	Oil pressure switches	F1	OE 021919081C

	kW			DESCRIPTION	TYPE	
AUDI						
Q2 (GAB)						
1.4 TFSI	110	06/16 →	SAC120	Camshaft sensor	B2	OE 04C907601
1.6 TDI	85	06/16 → 10/18	SAG286	Crankshaft sensor	B3	OE 04L906433
Q3 (8UB, 8UG)						
1.4 TSI	110	10/13 → 10/18	ATS16	Air temperature sensor	A1	OE 03G906051E; With integrated air pressure sensor
			SAD031	Knock sensor	B1	OE 030905377C
			SAC120	Camshaft sensor	B2	OE 04C907601
			MWSS020	ABS sensor	D1	OE 1K0927807; Position: left rear
			MWSS021	ABS sensor	D1	OE 1K0927808; Position: right rear
			MWSS027	ABS sensor	D1	OE 7H0927803; Position: left front
			MWSS028	ABS sensor	D1	OE 7H0927804; Position: right front
			MWSS142	ABS sensor	D1	OE 1K0927807A; Position: left rear
2.0 TDI	103	09/11 → 10/18	ATS16	Air temperature sensor	A1	OE 03G906051E; With integrated air pressure sensor
			SAG155	Crankshaft sensor	B3	OE 032906433A
			SPS005	Exhaust gas pressure sensor	C2	OE 076906051B
			MWSS020	ABS sensor	D1	OE 1K0927807; Position: left rear
			MWSS021	ABS sensor	D1	OE 1K0927808; Position: right rear
			MWSS027	ABS sensor	D1	OE 7H0927803; Position: left front
			MWSS028	ABS sensor	D1	OE 7H0927804; Position: right front
			MWSS142	ABS sensor	D1	OE 1K0927807A; Position: left rear
			MWSS143	ABS sensor	D1	OE 1K0927808A; Position: right rear
	110	11/14 → 10/18	SAC129	Camshaft sensor	B2	OE 04L907601
			SAG286	Crankshaft sensor	B3	OE 04L906433
			MWSS020	ABS sensor	D1	OE 1K0927807; Position: left rear
			MWSS021	ABS sensor	D1	OE 1K0927808; Position: right rear
			MWSS027	ABS sensor	D1	OE 7H0927803; Position: left front
			MWSS028	ABS sensor	D1	OE 7H0927804; Position: right front
			MWSS142	ABS sensor	D1	OE 1K0927807A; Position: left rear
			MWSS143	ABS sensor	D1	OE 1K0927808A; Position: right rear
			88	03/15 → 10/18	SAC129	Camshaft sensor
SAG286	Crankshaft sensor	B3			OE 04L906433	
MWSS020	ABS sensor	D1			OE 1K0927807; Position: left rear	
MWSS021	ABS sensor	D1			OE 1K0927808; Position: right rear	
MWSS027	ABS sensor	D1			OE 7H0927803; Position: left front	
MWSS028	ABS sensor	D1			OE 7H0927804; Position: right front	
MWSS142	ABS sensor	D1			OE 1K0927807A; Position: left rear	
MWSS143	ABS sensor	D1			OE 1K0927808A; Position: right rear	
2.0 TDI quattro	130	06/11 → 10/18			ATS16	Air temperature sensor
			SAG155	Crankshaft sensor	B3	OE 032906433A
			SPS005	Exhaust gas pressure sensor	C2	OE 076906051B
			MWSS020	ABS sensor	D1	OE 1K0927807; Position: left rear
			MWSS027	ABS sensor	D1	OE 7H0927803; Position: left front
			MWSS028	ABS sensor	D1	OE 7H0927804; Position: right front
			MWSS067	ABS sensor	D1	OE 7L0927807A; Position: left
			MWSS068	ABS sensor	D1	OE 7L0927808A; Position: right
	103	01/12 → 10/18	ATS16	Air temperature sensor	A1	OE 03G906051E; With integrated air pressure sensor
			SAG155	Crankshaft sensor	B3	OE 032906433A
			SPS005	Exhaust gas pressure sensor	C2	OE 076906051B
			MWSS020	ABS sensor	D1	OE 1K0927807; Position: left rear

	KW			DESCRIPTION	TYPE				
AUDI									
Q3 (8UB, 8UG)									
2.0 TDI quattro	103	01/12 → 10/18	MWSS021	ABS sensor	D1	OE 1K0927808; Position: right rear			
			MWSS027	ABS sensor	D1	OE 7H0927803; Position: left front			
			MWSS028	ABS sensor	D1	OE 7H0927804; Position: right front			
			MWSS067	ABS sensor	D1	OE 7L0927807A; Position: left			
			MWSS068	ABS sensor	D1	OE 7L0927808A; Position: right			
			SPA111	Coolant temperature sensor	E3	OE 06A919501			
	110	11/14 → 10/18	SAC129	Camshaft sensor	B2	OE 04L907601			
			SAG286	Crankshaft sensor	B3	OE 04L906433			
			MWSS027	ABS sensor	D1	OE 7H0927803; Position: left front			
			MWSS028	ABS sensor	D1	OE 7H0927804; Position: right front			
			MWSS067	ABS sensor	D1	OE 7L0927807A; Position: left			
			MWSS068	ABS sensor	D1	OE 7L0927808A; Position: right			
	135	11/14 → 10/18	SAC129	Camshaft sensor	B2	OE 04L907601			
			SAG286	Crankshaft sensor	B3	OE 04L906433			
			MWSS027	ABS sensor	D1	OE 7H0927803; Position: left front			
			MWSS028	ABS sensor	D1	OE 7H0927804; Position: right front			
			MWSS067	ABS sensor	D1	OE 7L0927807A; Position: left			
			MWSS068	ABS sensor	D1	OE 7L0927808A; Position: right			
2.0 TFSI quattro	125	06/11 → 04/15	SAG243	Crankshaft sensor	B3	OE 06H906433B			
			MWSS027	ABS sensor	D1	OE 7H0927803; Position: left front			
			MWSS028	ABS sensor	D1	OE 7H0927804; Position: right front			
			MWSS067	ABS sensor	D1	OE 7L0927807A; Position: left			
			MWSS068	ABS sensor	D1	OE 7L0927808A; Position: right			
			SPA111	Coolant temperature sensor	E3	OE 06A919501			
	132	11/14 → 10/18	APS131	Fuel pressure sensor	F2	OE 03C906051H			
			ATS16	Air temperature sensor	A1	OE 03G906051E; With integrated air pressure sensor			
			SAG243	Crankshaft sensor	B3	OE 06H906433B			
			MWSS027	ABS sensor	D1	OE 7H0927803; Position: left front			
			MWSS028	ABS sensor	D1	OE 7H0927804; Position: right front			
			MWSS067	ABS sensor	D1	OE 7L0927807A; Position: left			
			MWSS068	ABS sensor	D1	OE 7L0927808A; Position: right			
			SPA196	Coolant temperature sensor	E3	OE 06K919523			
			Q5 (8RB)						
			2.0 TDI	110	05/13 → 05/17	ATS16	Air temperature sensor	A1	OE 03G906051E; With integrated air pressure sensor
						SAC129	Camshaft sensor	B2	OE 04L907601
						SAG286	Crankshaft sensor	B3	OE 04L906433
MWSS122	ABS sensor	D1				OE 4E0927803; Position: left front			
MWSS123	ABS sensor	D1				OE 4E0927804; Position: right front			
140	09/15 → 05/17	SAG286				Crankshaft sensor	B3	OE 04L906433	
		MWSS122	ABS sensor	D1	OE 4E0927803; Position: left front				
		MWSS123	ABS sensor	D1	OE 4E0927804; Position: right front				
2.0 TDI quattro	125	11/08 → 09/12	ATS16	Air temperature sensor	A1	OE 03G906051E; With integrated air pressure sensor			
			SAC118	Camshaft sensor	B2	OE 03G906433			
			SAG155	Crankshaft sensor	B3	OE 032906433A			
			SAG286	Crankshaft sensor	B3	OE 04L906433			
			STS0029	Exhaust gas temperature sensor	C1	Position: after soot particulate filter; Cable length: 330			
			STS0075	Exhaust gas temperature sensor	C1	Position: before soot particulate filter; Cable length: 365			
			STS0161	Exhaust gas temperature sensor	C1	Position: before turbocharger; Cable length: 614			



kW



PARTS & SERVICES

DESCRIPTION

TYPE


AUDI
Q5 (8RB)

2.0 TDI quattro	125	11/08 → 09/12	STS0173	Exhaust gas temperature sensor	C1	Position: after soot particulate filter; Cable length: 262
			SPS004	Exhaust gas pressure sensor	C2	OE 059906051C
			SPS002	Exhaust gas pressure sensor	C2	OE 059906051A
			MWSS122	ABS sensor	D1	OE 4E0927803; Position: left front
			MWSS123	ABS sensor	D1	OE 4E0927804; Position: right front
			SPA111	Coolant temperature sensor	E3	OE 06A919501
	105	08/09 → 05/13	ATS16	Air temperature sensor	A1	OE 03G906051E; With integrated air pressure sensor
			SAC118	Camshaft sensor	B2	OE 03G906433
			SAG155	Crankshaft sensor	B3	OE 032906433A
			SAG286	Crankshaft sensor	B3	OE 04L906433
			STS0029	Exhaust gas temperature sensor	C1	Position: after soot particulate filter; Cable length: 330
			STS0075	Exhaust gas temperature sensor	C1	Position: before soot particulate filter; Cable length: 365
			SPS004	Exhaust gas pressure sensor	C2	OE 059906051C
			SPS002	Exhaust gas pressure sensor	C2	OE 059906051A
			MWSS122	ABS sensor	D1	OE 4E0927803; Position: left front
			MWSS123	ABS sensor	D1	OE 4E0927804; Position: right front
	130	06/12 → 05/17	ATS16	Air temperature sensor	A1	OE 03G906051E; With integrated air pressure sensor
			SAC129	Camshaft sensor	B2	OE 04L907601
			SAG286	Crankshaft sensor	B3	OE 04L906433
			MWSS122	ABS sensor	D1	OE 4E0927803; Position: left front
			MWSS123	ABS sensor	D1	OE 4E0927804; Position: right front
			SPA111	Coolant temperature sensor	E3	OE 06A919501
	140	11/13 → 05/17	SAC129	Camshaft sensor	B2	OE 04L907601
		04/14 → 05/17	SAG286	Crankshaft sensor	B3	OE 04L906433
			MWSS122	ABS sensor	D1	OE 4E0927803; Position: left front
			MWSS123	ABS sensor	D1	OE 4E0927804; Position: right front
		11/13 → 05/17	SPA111	Coolant temperature sensor	E3	OE 06A919501
	155	11/08 → 09/12	ATS13	Air temperature sensor	A1	OE 06B905379
			SAC110	Camshaft sensor	B2	OE 06H906433
			SAC114	Camshaft sensor	B2	OE 07L905163
07/12 → 09/12		SAG243	Crankshaft sensor	B3	OE 06H906433B	
11/08 → 09/12		MWSS122	ABS sensor	D1	OE 4E0927803; Position: left front	
		MWSS123	ABS sensor	D1	OE 4E0927804; Position: right front	
		SPA111	Coolant temperature sensor	E3	OE 06A919501	
		APS131	Fuel pressure sensor	F2	OE 03C906051H	
3.0 TDI quattro	176	11/08 → 05/17	ATS16	Air temperature sensor	A1	OE 03G906051E; With integrated air pressure sensor
			SAC114	Camshaft sensor	B2	OE 07L905163
			STS0037	Exhaust gas temperature sensor	C1	Position: before turbocharger; Cable length: 400
			STS0115	Exhaust gas temperature sensor	C1	Position: after soot particulate filter; Cable length: 553
			STS0215	Exhaust gas temperature sensor	C1	Position: before soot particulate filter; Cable length: 339
			SPS002	Exhaust gas pressure sensor	C2	OE 059906051A
			MWSS122	ABS sensor	D1	OE 4E0927803; Position: left front
			MWSS123	ABS sensor	D1	OE 4E0927804; Position: right front
			SPA111	Coolant temperature sensor	E3	OE 06A919501
			SPA196	Coolant temperature sensor	E3	OE 06K919523

	KW			DESCRIPTION	TYPE	
AUDI						
Q5 (8RB)						
3.0 TDI quattro	180	06/12 → 05/17	ATS16	Air temperature sensor	A1	OE 03G906051E; With integrated air pressure sensor
			SPS002	Exhaust gas pressure sensor	C2	OE 059906051A
			MWSS122	ABS sensor	D1	OE 4E0927803; Position: left front
			MWSS123	ABS sensor	D1	OE 4E0927804; Position: right front
	190	11/13 → 05/17	SPA196	Coolant temperature sensor	E3	OE 06K919523
			ATS16	Air temperature sensor	A1	OE 03G906051E; With integrated air pressure sensor
			MWSS122	ABS sensor	D1	OE 4E0927803; Position: left front
			MWSS123	ABS sensor	D1	OE 4E0927804; Position: right front
SQ5 TDI quattro	230	12/12 → 03/15	SPS002	Exhaust gas pressure sensor	C2	OE 059906051A
			MWSS122	ABS sensor	D1	OE 4E0927803; Position: left front
		12/12 → 11/15	MWSS123	ABS sensor	D1	OE 4E0927804; Position: right front
			SPA196	Coolant temperature sensor	E3	OE 06K919523
	240	05/15 → 05/17	MWSS122	ABS sensor	D1	OE 4E0927803; Position: left front
			MWSS123	ABS sensor	D1	OE 4E0927804; Position: right front
			SPA196	Coolant temperature sensor	E3	OE 06K919523
			Q5 (FYB)			
2.0 TDI quattro	140	06/16 → 08/18	SAG286	Crankshaft sensor	B3	OE 04L906433
2.0 TFSI quattro	185	06/16 →	SAC120	Camshaft sensor	B2	OE 04C907601
Q7 (4LB)						
3.0 TDI quattro	180	05/11 → 08/15	STS0157	Exhaust gas temperature sensor	C1	Position: after soot particulate filter; Cable length: 1310
			SPS002	Exhaust gas pressure sensor	C2	OE 059906051A
			MWSS067	ABS sensor	D1	OE 7L0927807A; Position: left
			MWSS068	ABS sensor	D1	OE 7L0927808A; Position: right
			SPA196	Coolant temperature sensor	E3	OE 06K919523
	171	08/06 → 05/08	SAC106	Camshaft sensor	B2	OE 06E905163
			STS0037	Exhaust gas temperature sensor	C1	Position: before turbocharger; Cable length: 400
		03/06 → 05/08	STS0165	Exhaust gas temperature sensor	C1	Position: before soot particulate filter; Cable length: 1045
			SPS002	Exhaust gas pressure sensor	C2	OE 059906051A
		10/06 → 05/08	SPS015	Exhaust gas pressure sensor	C2	OE 07Z906051A
			MWSS067	ABS sensor	D1	OE 7L0927807A; Position: left
		03/06 → 05/08	MWSS068	ABS sensor	D1	OE 7L0927808A; Position: right
			SPA111	Coolant temperature sensor	E3	OE 06A919501
	176	11/07 → 05/10	SAC106	Camshaft sensor	B2	OE 06E905163
			SAC114	Camshaft sensor	B2	OE 07L905163
		11/07 → 08/15	STS0037	Exhaust gas temperature sensor	C1	Position: before turbocharger; Cable length: 400
			STS0157	Exhaust gas temperature sensor	C1	Position: after soot particulate filter; Cable length: 1310
			STS0165	Exhaust gas temperature sensor	C1	Position: before soot particulate filter; Cable length: 1045
			STS0175	Exhaust gas temperature sensor	C1	Position: before soot particulate filter; Cable length: 1040
		11/07 → 05/10	SPS002	Exhaust gas pressure sensor	C2	OE 059906051A
MWSS067			ABS sensor	D1	OE 7L0927807A; Position: left	
11/07 → 08/15		MWSS068	ABS sensor	D1	OE 7L0927808A; Position: right	
		SPA111	Coolant temperature sensor	E3	OE 06A919501	
SPA196	Coolant temperature sensor	E3	OE 06K919523			

	kW			DESCRIPTION	TYPE	
AUDI						
Q7 (4MB)						
3.0 TDI quattro	200	06/15 →	SAC120	Camshaft sensor	B2	OE 04C907601
			SPA196	Coolant temperature sensor	E3	OE 06K919523
QUATTRO (85)						
2.1 20V Turbo	225	05/84 → 07/87	SAA102	Oil pressure switches	F1	OE 021919081C
2.1 Turbo	147	07/80 → 07/87	SAA102	Oil pressure switches	F1	OE 021919081C
2.2 20V Turbo	162	08/89 → 07/91	SPA121	Coolant temperature sensor	E3	OE 035919369M
			SAA102	Oil pressure switches	F1	OE 021919081C
2.2 quattro	89	12/84 → 07/87	SPA121	Coolant temperature sensor	E3	OE 035919369M
2.2 Turbo	147	08/87 → 07/89	SAA102	Oil pressure switches	F1	OE 021919081C
TT (8J3)						
1.8 TFSI	118	06/08 → 06/14	ATS13	Air temperature sensor	A1	OE 06B905379
			SAC110	Camshaft sensor	B2	OE 06H906433
			SAC114	Camshaft sensor	B2	OE 07L905163
			MWSS020	ABS sensor	D1	OE 1K0927807; Position: left rear
			MWSS021	ABS sensor	D1	OE 1K0927808; Position: right rear
			MWSS027	ABS sensor	D1	OE 7H0927803; Position: left front
			MWSS028	ABS sensor	D1	OE 7H0927804; Position: right front
			SPA111	Coolant temperature sensor	E3	OE 06A919501
2.0 TDI quattro	125	06/08 → 06/14	ATS16	Air temperature sensor	A1	OE 03G906051E; With integrated air pressure sensor
			SAG155	Crankshaft sensor	B3	OE 032906433A
			STS0011	Exhaust gas temperature sensor	C1	Position: before soot particulate filter; Cable length: 710
			STS0017	Exhaust gas temperature sensor	C1	Position: before turbocharger; Cable length: 720
			STS0021	Exhaust gas temperature sensor	C1	Position: after soot particulate filter; Cable length: 825
			SPS003	Exhaust gas pressure sensor	C2	OE 076906051A
			SPS005	Exhaust gas pressure sensor	C2	OE 076906051B
			MWSS020	ABS sensor	D1	OE 1K0927807; Position: left rear
			MWSS021	ABS sensor	D1	OE 1K0927808; Position: right rear
			MWSS027	ABS sensor	D1	OE 7H0927803; Position: left front
			MWSS028	ABS sensor	D1	OE 7H0927804; Position: right front
			SPA111	Coolant temperature sensor	E3	OE 06A919501
			2.0 TFSI	155	05/10 → 06/14	SAG243
MWSS020	ABS sensor	D1				OE 1K0927807; Position: left rear
MWSS021	ABS sensor	D1				OE 1K0927808; Position: right rear
MWSS027	ABS sensor	D1				OE 7H0927803; Position: left front
MWSS028	ABS sensor	D1				OE 7H0927804; Position: right front
SPA111	Coolant temperature sensor	E3				OE 06A919501
APS131	Fuel pressure sensor	F2				OE 03C906051H
147	08/06 → 06/10	ATS13		Air temperature sensor	A1	OE 06B905379
		SAC073		Camshaft sensor	B2	OE 06C905163B
		SAC110		Camshaft sensor	B2	OE 06H906433
		SAC114		Camshaft sensor	B2	OE 07L905163
		MWSS020		ABS sensor	D1	OE 1K0927807; Position: left rear
		MWSS021		ABS sensor	D1	OE 1K0927808; Position: right rear
		MWSS027		ABS sensor	D1	OE 7H0927803; Position: left front
MWSS028	ABS sensor	D1	OE 7H0927804; Position: right front			
SPA111	Coolant temperature sensor	E3	OE 06A919501			
APS131	Fuel pressure sensor	F2	OE 03C906051H			
3.2 V6 quattro	184	08/06 → 06/10	SAG065	Crankshaft sensor	B3	OE 022957147

	KW			DESCRIPTION	TYPE	
AUDI						
TT (8N3)						
1.8 T	132	10/98 → 06/06	ATS19	Air temperature sensor	A1	OE 058905379
			APS39	Intake pressure sensor	A3	OE 038906051
			SAD031	Knock sensor	B1	OE 030905377C
			SAC084	Camshaft sensor	B2	OE 058905161B
			SAG018	Crankshaft sensor	B3	OE 06A906433C
			MWSS000	ABS sensor	D1	OE 1H0927808; Position: right front
			MWSS001	ABS sensor	D1	OE 1H0927807; Position: left front
			MWSS002	ABS sensor	D1	OE 1J0927807B; Position: rear axle left and right
			SPA109	Coolant temperature sensor	E3	OE 059919501A
			SPA159	Coolant temperature sensor	E3	OE 059919501
1.8 T quattro	132	10/98 → 06/06	ATS19	Air temperature sensor	A1	OE 058905379
			APS39	Intake pressure sensor	A3	OE 038906051
			SAD031	Knock sensor	B1	OE 030905377C
			SAC084	Camshaft sensor	B2	OE 058905161B
			SAG018	Crankshaft sensor	B3	OE 06A906433C
			SAG183	Crankshaft sensor	B3	OE 1H0919149A
			MWSS000	ABS sensor	D1	OE 1H0927808; Position: right front
			MWSS001	ABS sensor	D1	OE 1H0927807; Position: left front
			SPA109	Coolant temperature sensor	E3	OE 059919501A
			SPA159	Coolant temperature sensor	E3	OE 059919501
	165	10/98 → 06/06	ATS19	Air temperature sensor	A1	OE 058905379
			APS39	Intake pressure sensor	A3	OE 038906051
			SAD031	Knock sensor	B1	OE 030905377C
			SAC084	Camshaft sensor	B2	OE 058905161B
			SAG018	Crankshaft sensor	B3	OE 06A906433C
			SAG096	Crankshaft sensor	B3	OE 021906433E
			SAG183	Crankshaft sensor	B3	OE 1H0919149A
			MWSS000	ABS sensor	D1	OE 1H0927808; Position: right front
			MWSS001	ABS sensor	D1	OE 1H0927807; Position: left front
			SPA109	Coolant temperature sensor	E3	OE 059919501A
SPA159	Coolant temperature sensor	E3	OE 059919501			
3.2 VR6 quattro	184	07/03 → 06/06	SAG065	Crankshaft sensor	B3	OE 022957147
TT (FV3, FVP)						
1.8 TFSI	132	08/15 →	ATS16	Air temperature sensor	A1	OE 03G906051E; With integrated air pressure sensor
			SAC120	Camshaft sensor	B2	OE 04C907601
			SAG243	Crankshaft sensor	B3	OE 06H906433B
			MWSS019	ABS sensor	D1	OE 6Q0927804A; Position: right front
			MWSS023	ABS sensor	D1	OE 6Q0927803A; Position: left front
			MWSS141	ABS sensor	D1	OE WHT003864B; Position: rear axle left and right
			SPA196	Coolant temperature sensor	E3	OE 06K919523
2.0 TDI	135	07/14 →	SAC129	Camshaft sensor	B2	OE 04L907601
			SAG286	Crankshaft sensor	B3	OE 04L906433
			STS0241	Exhaust gas temperature sensor	C1	Position: before turbocharger; Cable length: 610
			MWSS019	ABS sensor	D1	OE 6Q0927804A; Position: right front
			MWSS023	ABS sensor	D1	OE 6Q0927803A; Position: left front
			MWSS141	ABS sensor	D1	OE WHT003864B; Position: rear axle left and right

	kw			DESCRIPTION	TYPE	
AUDI						
TT (FV3, FVP)						
2.0 TFSI	169	07/14 →	ATS16	Air temperature sensor	A1	OE 03G906051E; With integrated air pressure sensor
			SAC120	Camshaft sensor	B2	OE 04C907601
			SAG243	Crankshaft sensor	B3	OE 06H906433B
			MWSS019	ABS sensor	D1	OE 6Q0927804A; Position: right front
			MWSS023	ABS sensor	D1	OE 6Q0927803A; Position: left front
			MWSS141	ABS sensor	D1	OE WHT003864B; Position: rear axle left and right
			SPA196	Coolant temperature sensor	E3	OE 06K919523
2.0 TFSI quattro	169	07/14 →	ATS16	Air temperature sensor	A1	OE 03G906051E; With integrated air pressure sensor
			SAC120	Camshaft sensor	B2	OE 04C907601
			SAG243	Crankshaft sensor	B3	OE 06H906433B
			MWSS019	ABS sensor	D1	OE 6Q0927804A; Position: right front
			MWSS023	ABS sensor	D1	OE 6Q0927803A; Position: left front
			MWSS067	ABS sensor	D1	OE 7L0927807A; Position: left
			MWSS068	ABS sensor	D1	OE 7L0927808A; Position: right
SPA196	Coolant temperature sensor	E3	OE 06K919523			
TT Roadster (8J9)						
2.0 TFSI	147	03/07 → 06/10	ATS13	Air temperature sensor	A1	OE 06B905379
			SAC073	Camshaft sensor	B2	OE 06C905163B
			SAC110	Camshaft sensor	B2	OE 06H906433
			SAC114	Camshaft sensor	B2	OE 07L905163
			MWSS020	ABS sensor	D1	OE 1K0927807; Position: left rear
			MWSS021	ABS sensor	D1	OE 1K0927808; Position: right rear
			MWSS027	ABS sensor	D1	OE 7H0927803; Position: left front
			MWSS028	ABS sensor	D1	OE 7H0927804; Position: right front
			SPA111	Coolant temperature sensor	E3	OE 06A919501
			APS131	Fuel pressure sensor	F2	OE 03C906051H
3.2 V6 quattro	184	03/07 → 06/10	SAG065	Crankshaft sensor	B3	OE 022957147
TT Roadster (8N9)						
1.8 T	132	10/99 → 06/06	ATS19	Air temperature sensor	A1	OE 058905379
			APS39	Intake pressure sensor	A3	OE 038906051
			SAD031	Knock sensor	B1	OE 030905377C
			SAC084	Camshaft sensor	B2	OE 058905161B
			SAG018	Crankshaft sensor	B3	OE 06A906433C
			MWSS000	ABS sensor	D1	OE 1H0927808; Position: right front
			MWSS001	ABS sensor	D1	OE 1H0927807; Position: left front
	MWSS002	ABS sensor	D1	OE 1J0927807B; Position: rear axle left and right		
	SPA109	Coolant temperature sensor	E3	OE 059919501A		
	SPA159	Coolant temperature sensor	E3	OE 059919501		
	110	01/01 → 06/06	ATS19	Air temperature sensor	A1	OE 058905379
			APS39	Intake pressure sensor	A3	OE 038906051
			SAD031	Knock sensor	B1	OE 030905377C
			SAC084	Camshaft sensor	B2	OE 058905161B
MWSS000			ABS sensor	D1	OE 1H0927808; Position: right front	
MWSS001			ABS sensor	D1	OE 1H0927807; Position: left front	
MWSS002			ABS sensor	D1	OE 1J0927807B; Position: rear axle left and right	
SPA109	Coolant temperature sensor	E3	OE 059919501A			
1.8 T quattro	165	10/99 → 06/06	ATS19	Air temperature sensor	A1	OE 058905379
			APS39	Intake pressure sensor	A3	OE 038906051
			SAD031	Knock sensor	B1	OE 030905377C
			SAC084	Camshaft sensor	B2	OE 058905161B

	KW			DESCRIPTION	TYPE		
AUDI							
TT Roadster (8N9)							
1.8 T quattro	165	10/99 → 06/06	SAG018	Crankshaft sensor	B3	OE 06A906433C	
		09/02 → 06/06	SAG096	Crankshaft sensor	B3	OE 021906433E	
		10/99 → 06/06	MWSS000	ABS sensor	D1	OE 1H0927808; Position: right front	
			MWSS001	ABS sensor	D1	OE 1H0927807; Position: left front	
			SPA109	Coolant temperature sensor	E3	OE 059919501A	
		SPA159	Coolant temperature sensor	E3	OE 059919501		
3.2 VR6 quattro	184	07/03 → 06/06	SAG065	Crankshaft sensor	B3	OE 022957147	
V8 (441, 442, 4C2, 4C8)							
3.6 quattro	180	04/93 → 02/94	SPA121	Coolant temperature sensor	E3	OE 035919369M	
			SAA102	Oil pressure switches	F1	OE 021919081C	
	184	10/88 → 02/94	SPA121	Coolant temperature sensor	E3	OE 035919369M	
			SAA102	Oil pressure switches	F1	OE 021919081C	
4.2 quattro	206	10/91 → 02/94	SPA121	Coolant temperature sensor	E3	OE 035919369M	
			SAA102	Oil pressure switches	F1	OE 021919081C	
AUTOBIANCHI							
Y10							
1.1 i.e. Cat	42	09/19 → 10/95	SAG290	Crankshaft sensor	B3		
BMW							
1 (E81)							
116 d	85	11/08 → 12/11	APS116	Intake pressure sensor	A3	OE 13627804742	
			SAC123	Camshaft sensor	B2	OE 13627803093	
			SAG288	Crankshaft sensor	B3	OE 13627805188	
			MWSS053	ABS sensor	D1	OE 34526762466; Position: rear axle left and right	
			MWSS054	ABS sensor	D1	OE 34526762465; Position: front axle left and right	
			SPA186	Coolant temperature sensor	E3	OE 13627797957	
116 i	85	09/07 → 12/11	SAC116	Camshaft sensor	B2	OE 12728523317	
			SAG151	Crankshaft sensor	B3	OE 12141435351	
			SAG236	Crankshaft sensor	B3	OE 12147503140	
			MWSS053	ABS sensor	D1	OE 34526762466; Position: rear axle left and right	
			MWSS054	ABS sensor	D1	OE 34526762465; Position: front axle left and right	
	90	09/07 → 09/07	09/07 → 12/11	SGA113	Oil temperature sensor	E1	OE 13621433076
				SPA112	Coolant temperature sensor	E3	OE 1433077
		03/07 → 11/11	SAC116	Camshaft sensor	B2	OE 12728523317	
			SAG236	Crankshaft sensor	B3	OE 12147503140	
			MWSS053	ABS sensor	D1	OE 34526762466; Position: rear axle left and right	
11/08 → 12/11	11/08 → 12/11	MWSS054	ABS sensor	D1	OE 34526762465; Position: front axle left and right		
		SGA113	Oil temperature sensor	E1	OE 13621433076		
		SPA112	Coolant temperature sensor	E3	OE 1433077		
		SAC116	Camshaft sensor	B2	OE 12728523317		
			MWSS053	ABS sensor	D1	OE 34526762466; Position: rear axle left and right	
			MWSS054	ABS sensor	D1	OE 34526762465; Position: front axle left and right	
			SGA113	Oil temperature sensor	E1	OE 13621433076	

			kW			DESCRIPTION	TYPE	
BMW								
1 (E81)								
118 d	105	09/06 → 12/11	APS116	Intake pressure sensor	A3	OE 13627804742		
			SAC123	Camshaft sensor	B2	OE 13627803093		
			SAG288	Crankshaft sensor	B3	OE 13627805188		
			MWSS053	ABS sensor	D1	OE 34526762466; Position: rear axle left and right		
			MWSS054	ABS sensor	D1	OE 34526762465; Position: front axle left and right		
			SPA186	Coolant temperature sensor	E3	OE 13627797957		
118 i	105	09/06 → 12/11	SAC116	Camshaft sensor	B2	OE 12728523317		
			SAG236	Crankshaft sensor	B3	OE 12147503140		
			MWSS053	ABS sensor	D1	OE 34526762466; Position: rear axle left and right		
			MWSS054	ABS sensor	D1	OE 34526762465; Position: front axle left and right		
			SGA113	Oil temperature sensor	E1	OE 13621433076		
			APS32	Intake pressure sensor	A3	OE 13617787142		
120 d	120	03/07 → 12/11	APS116	Intake pressure sensor	A3	OE 13627804742		
			SAC122	Camshaft sensor	B2	OE 13627792256		
			SAC123	Camshaft sensor	B2	OE 13627803093		
			SAG247	Crankshaft sensor	B3	OE 13627787192		
			SAG288	Crankshaft sensor	B3	OE 13627805188		
			MWSS053	ABS sensor	D1	OE 34526762466; Position: rear axle left and right		
	03/07 → 03/07	MWSS054	ABS sensor	D1	OE 34526762465; Position: front axle left and right			
		03/07 → 12/11	SGA113	Oil temperature sensor	E1	OE 13621433076		
			SPA186	Coolant temperature sensor	E3	OE 13627797957		
	130		03/07 → 12/11	APS116	Intake pressure sensor	A3	OE 13627804742	
		SAC123		Camshaft sensor	B2	OE 13627803093		
		SAG288		Crankshaft sensor	B3	OE 13627805188		
		MWSS053		ABS sensor	D1	OE 34526762466; Position: rear axle left and right		
		MWSS054		ABS sensor	D1	OE 34526762465; Position: front axle left and right		
		SPA186		Coolant temperature sensor	E3	OE 13627797957		
1 (E87)								
116 d	85	03/09 → 06/11	APS116	Intake pressure sensor	A3	OE 13627804742		
			SAC123	Camshaft sensor	B2	OE 13627803093		
			SAG288	Crankshaft sensor	B3	OE 13627805188		
			MWSS053	ABS sensor	D1	OE 34526762466; Position: rear axle left and right		
			MWSS054	ABS sensor	D1	OE 34526762465; Position: front axle left and right		
			SPA186	Coolant temperature sensor	E3	OE 13627797957		
116 i	85	01/07 → 06/11	SAC116	Camshaft sensor	B2	OE 12728523317		
			SAG151	Crankshaft sensor	B3	OE 12141435351		
		06/04 → 06/11	SAG236	Crankshaft sensor	B3	OE 12147503140		
			MWSS053	ABS sensor	D1	OE 34526762466; Position: rear axle left and right		
			MWSS054	ABS sensor	D1	OE 34526762465; Position: front axle left and right		
	90	10/07 → 06/11	SGA113	Oil temperature sensor	E1	OE 13621433076		
			SAC116	Camshaft sensor	B2	OE 12728523317		
		09/07 → 06/11	MWSS053	ABS sensor	D1	OE 34526762466; Position: rear axle left and right		

		KW			DESCRIPTION	TYPE	
BMW							
1 (E87)							
116 i	90	09/07 → 06/11	MWSS054	ABS sensor	D1	OE 34526762465; Position: front axle left and right	
			SGA113	Oil temperature sensor	E1	OE 13621433076	
		01/09 → 06/11	SAC116	Camshaft sensor	B2	OE 12728523317	
			MWSS053	ABS sensor	D1	OE 34526762466; Position: rear axle left and right	
			MWSS054	ABS sensor	D1	OE 34526762465; Position: front axle left and right	
			SGA113	Oil temperature sensor	E1	OE 13621433076	
118 d	90	06/04 → 02/07	APS116	Intake pressure sensor	A3	OE 13627804742	
		08/04 → 02/07	SAC122	Camshaft sensor	B2	OE 13627792256	
		06/04 → 02/07	SAC123	Camshaft sensor	B2	OE 13627803093	
			SAG247	Crankshaft sensor	B3	OE 13627787192	
			SAG288	Crankshaft sensor	B3	OE 13627805188	
			MWSS053	ABS sensor	D1	OE 34526762466; Position: rear axle left and right	
	105	03/07 → 06/11	MWSS054	ABS sensor	D1	OE 34526762465; Position: front axle left and right	
			SGA113	Oil temperature sensor	E1	OE 13621433076	
			SPA186	Coolant temperature sensor	E3	OE 13627797957	
			APS116	Intake pressure sensor	A3	OE 13627804742	
			SAC123	Camshaft sensor	B2	OE 13627803093	
			SAG288	Crankshaft sensor	B3	OE 13627805188	
118 i	95	07/04 → 02/07	SAG151	Crankshaft sensor	B3	OE 12141435351	
			SAG236	Crankshaft sensor	B3	OE 12147503140	
			MWSS053	ABS sensor	D1	OE 34526762466; Position: rear axle left and right	
		03/07 → 06/11	MWSS054	ABS sensor	D1	OE 34526762465; Position: front axle left and right	
			SGA113	Oil temperature sensor	E1	OE 13621433076	
			SAC116	Camshaft sensor	B2	OE 12728523317	
	105	09/06 → 06/11	SAG236	Crankshaft sensor	B3	OE 12147503140	
			MWSS053	ABS sensor	D1	OE 34526762466; Position: rear axle left and right	
			MWSS054	ABS sensor	D1	OE 34526762465; Position: front axle left and right	
			SGA113	Oil temperature sensor	E1	OE 13621433076	
			APS116	Intake pressure sensor	A3	OE 13627804742	
			SAC122	Camshaft sensor	B2	OE 13627792256	
120 d	120	06/04 → 06/11	APS116	Intake pressure sensor	A3	OE 13627804742	
		09/04 → 02/07	SAC122	Camshaft sensor	B2	OE 13627792256	
		06/04 → 06/11	SAC123	Camshaft sensor	B2	OE 13627803093	
		09/04 → 03/07	SAG247	Crankshaft sensor	B3	OE 13627787192	
		06/04 → 06/11	SAG288	Crankshaft sensor	B3	OE 13627805188	
			MWSS053	ABS sensor	D1	OE 34526762466; Position: rear axle left and right	
	MWSS054		ABS sensor	D1	OE 34526762465; Position: front axle left and right		
	SGA113		Oil temperature sensor	E1	OE 13621433076		
	130	03/07 → 06/11	SPA186	Coolant temperature sensor	E3	OE 13627797957	
			APS116	Intake pressure sensor	A3	OE 13627804742	
			SAC123	Camshaft sensor	B2	OE 13627803093	

	kw			DESCRIPTION	TYPE	
BMW						
1 (E87)						
120 d	130	03/07 → 03/07	SAG247	Crankshaft sensor	B3	OE 13627787192
			SAG288	Crankshaft sensor	B3	OE 13627805188
		03/07 → 06/11	MWSS053	ABS sensor	D1	OE 34526762466; Position: rear axle left and right
			MWSS054	ABS sensor	D1	OE 34526762465; Position: front axle left and right
			SGA113	Oil temperature sensor	E1	OE 13621433076
			SPA186	Coolant temperature sensor	E3	OE 13627797957
120 i	110	06/04 → 02/07	SAG151	Crankshaft sensor	B3	OE 12141435351
			SAG236	Crankshaft sensor	B3	OE 12147503140
		MWSS053	ABS sensor	D1	OE 34526762466; Position: rear axle left and right	
		MWSS054	ABS sensor	D1	OE 34526762465; Position: front axle left and right	
		SGA113	Oil temperature sensor	E1	OE 13621433076	
		1 (F20)				
114 d	70	11/12 → 06/15	APS116	Intake pressure sensor	A3	OE 13627804742
			SAC123	Camshaft sensor	B2	OE 13627803093
			SAG288	Crankshaft sensor	B3	OE 13627805188
			MWSS154	ABS sensor	D1	OE 34526791223; Position: front axle left and right
			MWSS155	ABS sensor	D1	OE 34526791224; Position: front axle left and right
			MWSS156	ABS sensor	D1	OE 34526791225; Position: rear axle left and right
			SPA186	Coolant temperature sensor	E3	OE 13627797957
114 i	75	07/12 → 02/15	APS120	Intake pressure sensor	A3	OE 13627599907
			SAC072	Camshaft sensor	B2	OE 13627566052
		09/12 → 02/15	MWSS154	ABS sensor	D1	OE 34526791223; Position: front axle left and right
			MWSS155	ABS sensor	D1	OE 34526791224; Position: front axle left and right
			MWSS156	ABS sensor	D1	OE 34526791225; Position: rear axle left and right
			SPA186	Coolant temperature sensor	E3	OE 13627797957
116 d	85	03/12 → 02/15	APS116	Intake pressure sensor	A3	OE 13627804742
			SAC123	Camshaft sensor	B2	OE 13627803093
			SAG288	Crankshaft sensor	B3	OE 13627805188
			MWSS154	ABS sensor	D1	OE 34526791223; Position: front axle left and right
			MWSS155	ABS sensor	D1	OE 34526791224; Position: front axle left and right
			MWSS156	ABS sensor	D1	OE 34526791225; Position: rear axle left and right
			SPA186	Coolant temperature sensor	E3	OE 13627797957
		07/11 → 02/15	APS116	Intake pressure sensor	A3	OE 13627804742
			SAC123	Camshaft sensor	B2	OE 13627803093
			SAG288	Crankshaft sensor	B3	OE 13627805188
		03/15 → 06/19	SPA186	Coolant temperature sensor	E3	OE 13627797957
			SAC116	Camshaft sensor	B2	OE 12728523317
			MWSS154	ABS sensor	D1	OE 34526791223; Position: front axle left and right
			MWSS155	ABS sensor	D1	OE 34526791224; Position: front axle left and right
MWSS156	ABS sensor	D1	OE 34526791225; Position: rear axle left and right			

		KW			DESCRIPTION	TYPE			
BMW									
1 (F20)									
116 i	100	09/11 → 02/15	APS120	Intake pressure sensor	A3	OE 13627599907			
		07/11 → 02/15	SAC072	Camshaft sensor	B2	OE 13627566052			
			SAG261	Crankshaft sensor	B3	OE 13627561753			
	80	03/15 → 06/19	SAC116	Camshaft sensor	B2	OE 12728523317			
			MWSS154	ABS sensor	D1	OE 34526791223; Position: front axle left and right			
			MWSS155	ABS sensor	D1	OE 34526791224; Position: front axle left and right			
118 d	105	07/11 → 02/15	APS116	Intake pressure sensor	A3	OE 13627804742			
			SAC123	Camshaft sensor	B2	OE 13627803093			
			SAG288	Crankshaft sensor	B3	OE 13627805188			
			SPA186	Coolant temperature sensor	E3	OE 13627797957			
	110	03/15 → 06/19	SAC116	Camshaft sensor	B2	OE 12728523317			
			MWSS154	ABS sensor	D1	OE 34526791223; Position: front axle left and right			
MWSS155			ABS sensor	D1	OE 34526791224; Position: front axle left and right				
118 i	125	07/11 → 02/15	APS120	Intake pressure sensor	A3	OE 13627599907			
			SAC072	Camshaft sensor	B2	OE 13627566052			
			SAG261	Crankshaft sensor	B3	OE 13627561753			
			MWSS154	ABS sensor	D1	OE 34526791223; Position: front axle left and right			
			MWSS155	ABS sensor	D1	OE 34526791224; Position: front axle left and right			
			MWSS156	ABS sensor	D1	OE 34526791225; Position: rear axle left and right			
	100	07/15 → 06/19	SAC116	Camshaft sensor	B2	OE 12728523317			
			MWSS154	ABS sensor	D1	OE 34526791223; Position: front axle left and right			
			MWSS155	ABS sensor	D1	OE 34526791224; Position: front axle left and right			
			MWSS156	ABS sensor	D1	OE 34526791225; Position: rear axle left and right			
			120 d	135	07/11 → 02/15	APS116	Intake pressure sensor	A3	OE 13627804742
						SAC123	Camshaft sensor	B2	OE 13627803093
SAG288	Crankshaft sensor	B3				OE 13627805188			
SPA186	Coolant temperature sensor	E3				OE 13627797957			
140	03/15 → 06/19	SAC116		Camshaft sensor	B2	OE 12728523317			
		MWSS154		ABS sensor	D1	OE 34526791223; Position: front axle left and right			
		MWSS155	ABS sensor	D1	OE 34526791224; Position: front axle left and right				
114 d	70	07/12 →	APS116	Intake pressure sensor	A3	OE 13627804742			
			SAC123	Camshaft sensor	B2	OE 13627803093			
			SAG288	Crankshaft sensor	B3	OE 13627805188			
		10/12 →	MWSS154	ABS sensor	D1	OE 34526791223; Position: front axle left and right			



kW



PARTS & SERVICES

DESCRIPTION

TYPE


BMW
1 (F21)

114 d	70	10/12 →	MWSS155	ABS sensor	D1	OE 34526791224; Position: front axle left and right
			MWSS156	ABS sensor	D1	OE 34526791225; Position: rear axle left and right
		07/12 →	SPA186	Coolant temperature sensor	E3	OE 13627797957
116 d	85	12/11 →	APS116	Intake pressure sensor	A3	OE 13627804742
			SAC123	Camshaft sensor	B2	OE 13627803093
			SAG288	Crankshaft sensor	B3	OE 13627805188
			MWSS154	ABS sensor	D1	OE 34526791223; Position: front axle left and right
			MWSS155	ABS sensor	D1	OE 34526791224; Position: front axle left and right
			MWSS156	ABS sensor	D1	OE 34526791225; Position: rear axle left and right
			SPA186	Coolant temperature sensor	E3	OE 13627797957
		01/12 →	APS116	Intake pressure sensor	A3	OE 13627804742
			SAC123	Camshaft sensor	B2	OE 13627803093
			SAG288	Crankshaft sensor	B3	OE 13627805188
			MWSS154	ABS sensor	D1	OE 34526791223; Position: front axle left and right
			MWSS155	ABS sensor	D1	OE 34526791224; Position: front axle left and right
			MWSS156	ABS sensor	D1	OE 34526791225; Position: rear axle left and right
			SPA186	Coolant temperature sensor	E3	OE 13627797957
			03/15 →	SAC116	Camshaft sensor	B2
MWSS154	ABS sensor	D1		OE 34526791223; Position: front axle left and right		
MWSS155	ABS sensor	D1		OE 34526791224; Position: front axle left and right		
MWSS156	ABS sensor	D1		OE 34526791225; Position: rear axle left and right		
116 i	100	09/12 →	APS120	Intake pressure sensor	A3	OE 13627599907
			SAC072	Camshaft sensor	B2	OE 13627566052
		12/11 →	MWSS154	ABS sensor	D1	OE 34526791223; Position: front axle left and right
			MWSS155	ABS sensor	D1	OE 34526791224; Position: front axle left and right
			MWSS156	ABS sensor	D1	OE 34526791225; Position: rear axle left and right
118 d	105	12/11 →	APS116	Intake pressure sensor	A3	OE 13627804742
			SAC123	Camshaft sensor	B2	OE 13627803093
			SAG288	Crankshaft sensor	B3	OE 13627805188
			MWSS154	ABS sensor	D1	OE 34526791223; Position: front axle left and right
			MWSS155	ABS sensor	D1	OE 34526791224; Position: front axle left and right
			MWSS156	ABS sensor	D1	OE 34526791225; Position: rear axle left and right
			SPA186	Coolant temperature sensor	E3	OE 13627797957
	110	03/15 →	SAC116	Camshaft sensor	B2	OE 12728523317
			MWSS154	ABS sensor	D1	OE 34526791223; Position: front axle left and right
			MWSS155	ABS sensor	D1	OE 34526791224; Position: front axle left and right

	KW			DESCRIPTION	TYPE	
BMW						
1 (F21)						
118 d	110	03/15 →	MWSS156	ABS sensor	D1	OE 34526791225; Position: rear axle left and right
118 i	100	03/15 →	SAC116	Camshaft sensor	B2	OE 12728523317
			MWSS154	ABS sensor	D1	OE 34526791223; Position: front axle left and right
			MWSS155	ABS sensor	D1	OE 34526791224; Position: front axle left and right
			MWSS156	ABS sensor	D1	OE 34526791225; Position: rear axle left and right
1 Cabriolet (E88)						
118 d	105	09/08 → 12/13	APS116	Intake pressure sensor	A3	OE 13627804742
			SAC123	Camshaft sensor	B2	OE 13627803093
			SAG288	Crankshaft sensor	B3	OE 13627805188
			MWSS053	ABS sensor	D1	OE 34526762466; Position: rear axle left and right
			MWSS054	ABS sensor	D1	OE 34526762465; Position: front axle left and right
118 i	105	03/08 → 12/13	SPA186	Coolant temperature sensor	E3	OE 13627797957
			SAC116	Camshaft sensor	B2	OE 12728523317
			SAG236	Crankshaft sensor	B3	OE 12147503140
			MWSS053	ABS sensor	D1	OE 34526762466; Position: rear axle left and right
			MWSS054	ABS sensor	D1	OE 34526762465; Position: front axle left and right
120 d	130	03/08 → 12/13	SGA113	Oil temperature sensor	E1	OE 13621433076
			APS116	Intake pressure sensor	A3	OE 13627804742
			SAC123	Camshaft sensor	B2	OE 13627803093
			SAG288	Crankshaft sensor	B3	OE 13627805188
			MWSS053	ABS sensor	D1	OE 34526762466; Position: rear axle left and right
			MWSS054	ABS sensor	D1	OE 34526762465; Position: front axle left and right
1 Coupé (E82)						
118 d	105	09/09 → 10/13	SPA186	Coolant temperature sensor	E3	OE 13627797957
			APS116	Intake pressure sensor	A3	OE 13627804742
			SAC123	Camshaft sensor	B2	OE 13627803093
			SAG288	Crankshaft sensor	B3	OE 13627805188
			MWSS053	ABS sensor	D1	OE 34526762466; Position: rear axle left and right
			MWSS054	ABS sensor	D1	OE 34526762465; Position: front axle left and right
120 d	130	09/07 → 10/13	APS116	Intake pressure sensor	A3	OE 13627804742
			SAC123	Camshaft sensor	B2	OE 13627803093
			SAG288	Crankshaft sensor	B3	OE 13627805188
			MWSS053	ABS sensor	D1	OE 34526762466; Position: rear axle left and right
			MWSS054	ABS sensor	D1	OE 34526762465; Position: front axle left and right
			SPA186	Coolant temperature sensor	E3	OE 13627797957
2 Active Tourer (F45)						
216 d	85	03/14 →	SAC116	Camshaft sensor	B2	OE 12728523317
218 d	110	11/13 →	SAC116	Camshaft sensor	B2	OE 12728523317
218 i	100	07/14 →	SAC116	Camshaft sensor	B2	OE 12728523317
220 i	141	03/14 →	SAC116	Camshaft sensor	B2	OE 12728523317

	kW			DESCRIPTION	TYPE	
BMW						
2 Cabriolet (F23)						
218 i	100	03/15 →	MWSS154	ABS sensor	D1	OE 34526791223; Position: front axle left and right
			MWSS156	ABS sensor	D1	OE 34526791225; Position: rear axle left and right
220 d	140	03/14 →	SAC116	Camshaft sensor	B2	OE 12728523317
			MWSS154	ABS sensor	D1	OE 34526791223; Position: front axle left and right
			MWSS156	ABS sensor	D1	OE 34526791225; Position: rear axle left and right
2 Coupé (F22, F87)						
218 d	105	01/14 →	SAC123	Camshaft sensor	B2	OE 13627803093
			SAG288	Crankshaft sensor	B3	OE 13627805188
			MWSS154	ABS sensor	D1	OE 34526791223; Position: front axle left and right
			MWSS155	ABS sensor	D1	OE 34526791224; Position: front axle left and right
			MWSS156	ABS sensor	D1	OE 34526791225; Position: rear axle left and right
	110	07/15 →	MWSS154	ABS sensor	D1	OE 34526791223; Position: front axle left and right
MWSS155			ABS sensor	D1	OE 34526791224; Position: front axle left and right	
MWSS156			ABS sensor	D1	OE 34526791225; Position: rear axle left and right	
218 i	100	03/15 →	MWSS154	ABS sensor	D1	OE 34526791223; Position: front axle left and right
			MWSS155	ABS sensor	D1	OE 34526791224; Position: front axle left and right
			MWSS156	ABS sensor	D1	OE 34526791225; Position: rear axle left and right
220 d	135	10/12 → 11/14	SAC123	Camshaft sensor	B2	OE 13627803093
			SAG288	Crankshaft sensor	B3	OE 13627805188
			MWSS154	ABS sensor	D1	OE 34526791223; Position: front axle left and right
			MWSS155	ABS sensor	D1	OE 34526791224; Position: front axle left and right
			MWSS156	ABS sensor	D1	OE 34526791225; Position: rear axle left and right
	140	03/14 →	SAC116	Camshaft sensor	B2	OE 12728523317
			MWSS154	ABS sensor	D1	OE 34526791223; Position: front axle left and right
			MWSS155	ABS sensor	D1	OE 34526791224; Position: front axle left and right
MWSS156	ABS sensor	D1	OE 34526791225; Position: rear axle left and right			
2 Gran Tourer (F46)						
218 d	110	07/14 →	SAC116	Camshaft sensor	B2	OE 12728523317
2500-3.3 (E3)						
3.0 Si	143	10/75 → 04/77	SPA131	Coolant temperature sensor	E3	OE 13621357414
3.2 Li	147	10/75 → 04/77	SPA131	Coolant temperature sensor	E3	OE 13621357414
3 (E30)						
316 i	73	09/87 → 06/91	SVF012	Throttle position sensors	A2	OE 13541717603
			SAG073	Crankshaft sensor	B3	OE 1713007
	75	07/88 → 06/91	SVF012	Throttle position sensors	A2	OE 13541717603
			SAG073	Crankshaft sensor	B3	OE 1713007

	KW			DESCRIPTION	TYPE	
BMW						
3 (E30)						
316 i	75	08/87 → 08/88	SPA131	Coolant temperature sensor	E3	OE 13621357414
318 i	75	12/84 → 08/88	SPA131	Coolant temperature sensor	E3	OE 13621357414
	77	09/82 → 08/87	SPA131	Coolant temperature sensor	E3	OE 13621357414
	85	09/87 → 06/91	SVF012	Throttle position sensors	A2	OE 13541717603
			SAG073	Crankshaft sensor	B3	OE 1713007
	83	06/87 → 12/91	SVF012	Throttle position sensors	A2	OE 13541717603
318 is	100	09/89 → 08/91	SAC017	Camshaft sensor	B2	OE 1721705
			SVF010	Throttle position sensors	A2	OE 1710559
320 i	95	10/86 → 04/91	SAG045	Crankshaft sensor	B3	OE 1279695
			SAG073	Crankshaft sensor	B3	OE 1713007
			SVF010	Throttle position sensors	A2	OE 1710559
	92	09/82 → 12/91	SAG045	Crankshaft sensor	B3	OE 1279695
			SAG073	Crankshaft sensor	B3	OE 1713007
320 is	141	05/88 → 12/90	SPA131	Coolant temperature sensor	E3	OE 13621357414
			SAG032	Crankshaft sensor	B3	OE 1274644
323 i	102	09/82 → 08/83	SAG045	Crankshaft sensor	B3	OE 1279695
			SPA131	Coolant temperature sensor	E3	OE 13621357414
	110	09/83 → 09/86	SAG045	Crankshaft sensor	B3	OE 1279695
324 d	63	09/85 → 12/90	SPA131	Coolant temperature sensor	E3	OE 13621357414
324 td	85	09/87 → 08/91	SPA121	Coolant temperature sensor	E3	OE 12621288156
325 e 2.7	90	10/83 → 12/88	SAG045	Crankshaft sensor	B3	OE 1279695
			SAG045	Crankshaft sensor	B3	OE 1279695
	95	01/85 → 08/87	SAG073	Crankshaft sensor	B3	OE 1713007
			SPA131	Coolant temperature sensor	E3	OE 13621357414
			SVF010	Throttle position sensors	A2	OE 1710559
325 i	125	12/86 → 06/91	SAG045	Crankshaft sensor	B3	OE 1279695
			SAG073	Crankshaft sensor	B3	OE 1713007
			SVF010	Throttle position sensors	A2	OE 1710559
	126	09/83 → 11/89	SAG045	Crankshaft sensor	B3	OE 1279695
			SAG073	Crankshaft sensor	B3	OE 1713007
325 i X	125	09/86 → 08/91	SVF010	Throttle position sensors	A2	OE 1710559
			SAG045	Crankshaft sensor	B3	OE 1279695
			SAG073	Crankshaft sensor	B3	OE 1713007
	126	03/86 → 12/87	SVF010	Throttle position sensors	A2	OE 1710559
			SAG045	Crankshaft sensor	B3	OE 1279695
M3 2.3	143	07/86 → 06/91	SAG073	Crankshaft sensor	B3	OE 1713007
			SAG032	Crankshaft sensor	B3	OE 1274644
			SAG032	Crankshaft sensor	B3	OE 1274644
M3 EVO 12.3	162	10/88 → 10/90	SAG032	Crankshaft sensor	B3	OE 1274644
M3 EVO II 2.5	175	01/90 → 01/92	SAG032	Crankshaft sensor	B3	OE 1274644
3 (E36)						
316 i	73	03/91 → 08/93	SAG062	Crankshaft sensor	B3	OE 1727554
			SAC034	Camshaft sensor	B2	OE 1731886
			SAC050	Camshaft sensor	B2	OE 1247219
	75	09/93 → 05/98	SAG062	Crankshaft sensor	B3	OE 1727554
			SAG099	Crankshaft sensor	B3	OE 1247218
			SAG104	Crankshaft sensor	B3	OE 12141739886
318 i	83	09/90 → 08/93	SAG062	Crankshaft sensor	B3	OE 1727554
			SAC034	Camshaft sensor	B2	OE 1731886
	85	09/93 → 11/98	SAC050	Camshaft sensor	B2	OE 1247219
			SAG062	Crankshaft sensor	B3	OE 1727554
			SAG062	Crankshaft sensor	B3	OE 1727554

	kW			DESCRIPTION	TYPE	
BMW						
3 (E36)						
318 i	85	09/93 → 11/98	SAG099	Crankshaft sensor	B3	OE 1247218
			SAG104	Crankshaft sensor	B3	OE 12141739886
318 is	103	09/93 → 12/95	SAC034	Camshaft sensor	B2	OE 1731886
			SAC050	Camshaft sensor	B2	OE 1247219
			SAG099	Crankshaft sensor	B3	OE 1247218
320 i	110	01/91 → 02/98	ATS09	Air temperature sensor	A1	OE 1730035
			ATS11	Air temperature sensor	A1	OE 13621725323
			SAC042	Camshaft sensor	B2	OE 1726519
			SAG075	Crankshaft sensor	B3	OE 12141730027
			SAG087	Crankshaft sensor	B3	OE 12141726065
			SAG111	Crankshaft sensor	B3	OE 1703277
			SPA132	Coolant temperature sensor	E3	OE 13621730034
323 i	125	05/95 → 11/98	SAG111	Crankshaft sensor	B3	OE 1703277
325 i	141	09/90 → 12/95	ATS11	Air temperature sensor	A1	OE 13621725323
			SAC042	Camshaft sensor	B2	OE 1726519
			SAG087	Crankshaft sensor	B3	OE 12141726065
325 td	85	09/91 → 02/98	APS42	Intake pressure sensor	A3	OE 13622244674
325 tds	105	05/93 → 02/98	APS42	Intake pressure sensor	A3	OE 13622244674
328 i	142	01/95 → 04/98	SAG111	Crankshaft sensor	B3	OE 1703277
M3 3.0	210	10/94 → 07/95	ATS08	Air temperature sensor	A1	OE 1718736
			ATS11	Air temperature sensor	A1	OE 13621725323
			SAD005	Knock sensor	B1	OE 12141401238
M3 3.2	236	10/95 → 01/98	ATS11	Air temperature sensor	A1	OE 13621725323
			SAD005	Knock sensor	B1	OE 12141401238
3 (E46)						
316 i	77	12/98 → 02/02	SAG144	Crankshaft sensor	B3	OE 1744492
			SAG151	Crankshaft sensor	B3	OE 12141435351
			SGA113	Oil temperature sensor	E1	OE 13621433076
			SPA112	Coolant temperature sensor	E3	OE 1433077
	85	02/02 → 02/05	SAG151	Crankshaft sensor	B3	OE 12141435351
			SAG236	Crankshaft sensor	B3	OE 12147503140
			SGA113	Oil temperature sensor	E1	OE 13621433076
			SPA112	Coolant temperature sensor	E3	OE 1433077
318 d	85	09/01 → 03/03	APS30	Intake pressure sensor	A3	OE 13622246977
			SGA113	Oil temperature sensor	E1	OE 13621433076
318 i	105	09/01 → 02/05	SAG151	Crankshaft sensor	B3	OE 12141435351
			SAG236	Crankshaft sensor	B3	OE 12147503140
			SGA113	Oil temperature sensor	E1	OE 13621433076
			SPA112	Coolant temperature sensor	E3	OE 1433077
	100	04/98 → 09/01	APS30	Intake pressure sensor	A3	OE 13622246977
			SGA113	Oil temperature sensor	E1	OE 13621433076
320 d	110	09/01 → 05/05	ATS15	Air temperature sensor	A1	OE 11613449116
			APS32	Intake pressure sensor	A3	OE 13617787142
			SAC112	Camshaft sensor	B2	OE 13627794646
			SAG247	Crankshaft sensor	B3	OE 13627787192
			SGA113	Oil temperature sensor	E1	OE 13621433076
						SAC076
320 i	110	03/98 → 09/00	SAG144	Crankshaft sensor	B3	OE 1744492
			SAG151	Crankshaft sensor	B3	OE 12141435351
			SGA113	Oil temperature sensor	E1	OE 13621433076
			SPA112	Coolant temperature sensor	E3	OE 1433077
			SAC076	Camshaft sensor	B2	OE 1435350
	125	09/00 → 02/05	SAG144	Crankshaft sensor	B3	OE 1744492
			SAG151	Crankshaft sensor	B3	OE 12141435351
			SGA113	Oil temperature sensor	E1	OE 13621433076

	KW			DESCRIPTION	TYPE	
BMW						
3 (E46)						
320 i	125	09/00 → 02/05	SPA112	Coolant temperature sensor	E3	OE 1433077
323 i	125	03/98 → 09/00	SAC076	Camshaft sensor	B2	OE 1435350
			SAG144	Crankshaft sensor	B3	OE 1744492
			SAG151	Crankshaft sensor	B3	OE 12141435351
			SGA113	Oil temperature sensor	E1	OE 13621433076
			SPA112	Coolant temperature sensor	E3	OE 1433077
325 i	141	09/00 → 02/05	SAC076	Camshaft sensor	B2	OE 1435350
			SAG144	Crankshaft sensor	B3	OE 1744492
			SAG151	Crankshaft sensor	B3	OE 12141435351
			SGA113	Oil temperature sensor	E1	OE 13621433076
			SPA112	Coolant temperature sensor	E3	OE 1433077
328 i	142	02/98 → 06/00	SAC076	Camshaft sensor	B2	OE 1435350
			SAG144	Crankshaft sensor	B3	OE 1744492
			SAG151	Crankshaft sensor	B3	OE 12141435351
			SGA113	Oil temperature sensor	E1	OE 13621433076
			SPA112	Coolant temperature sensor	E3	OE 1433077
330 d	135	10/99 → 02/05	APS30	Intake pressure sensor	A3	OE 13622246977
			APS57	Intake pressure sensor	A3	OE 13327785354
			SAC112	Camshaft sensor	B2	OE 13627794646
			SGA113	Oil temperature sensor	E1	OE 13621433076
			APS132	Fuel pressure sensor	F2	OE 13532247581
	150	03/03 → 02/05	ATS15	Air temperature sensor	A1	OE 11613449116
			APS32	Intake pressure sensor	A3	OE 13617787142
			SAC112	Camshaft sensor	B2	OE 13627794646
			SAG247	Crankshaft sensor	B3	OE 13627787192
			SGA113	Oil temperature sensor	E1	OE 13621433076
330 i	170	06/00 → 02/05	SAC076	Camshaft sensor	B2	OE 1435350
			SAG144	Crankshaft sensor	B3	OE 1744492
			SAG151	Crankshaft sensor	B3	OE 12141435351
			SGA113	Oil temperature sensor	E1	OE 13621433076
			SPA112	Coolant temperature sensor	E3	OE 1433077
3 (E90)						
316 d	85	07/09 → 12/11	APS116	Intake pressure sensor	A3	OE 13627804742
			SAC123	Camshaft sensor	B2	OE 13627803093
			SAG288	Crankshaft sensor	B3	OE 13627805188
			MWSS053	ABS sensor	D1	OE 34526762466; Position: rear axle left and right
			MWSS054	ABS sensor	D1	OE 34526762465; Position: front axle left and right
			SPA186	Coolant temperature sensor	E3	OE 13627797957
318 d	90	03/05 → 08/07	APS32	Intake pressure sensor	A3	OE 13617787142
			SAC122	Camshaft sensor	B2	OE 13627792256
			SAG247	Crankshaft sensor	B3	OE 13627787192
			MWSS053	ABS sensor	D1	OE 34526762466; Position: rear axle left and right
			MWSS054	ABS sensor	D1	OE 34526762465; Position: front axle left and right
	105	02/07 → 10/11	SGA113	Oil temperature sensor	E1	OE 13621433076
			APS116	Intake pressure sensor	A3	OE 13627804742
			SAC123	Camshaft sensor	B2	OE 13627803093
			SAG288	Crankshaft sensor	B3	OE 13627805188
			MWSS053	ABS sensor	D1	OE 34526762466; Position: rear axle left and right
MWSS054	ABS sensor	D1	OE 34526762465; Position: front axle left and right			

	kW			DESCRIPTION	TYPE	
BMW						
3 (E90)						
318 d	105	02/07 → 10/11	SPA186	Coolant temperature sensor	E3	OE 13627797957
318 i	95	09/05 → 08/07	SAC116	Camshaft sensor	B2	OE 12728523317
			SAG151	Crankshaft sensor	B3	OE 12141435351
			SAG236	Crankshaft sensor	B3	OE 12147503140
			MWSS053	ABS sensor	D1	OE 34526762466; Position: rear axle left and right
			MWSS054	ABS sensor	D1	OE 34526762465; Position: front axle left and right
			SGA113	Oil temperature sensor	E1	OE 13621433076
			SPA112	Coolant temperature sensor	E3	OE 1433077
	105	09/07 → 10/11	SAC116	Camshaft sensor	B2	OE 12728523317
			SAG151	Crankshaft sensor	B3	OE 12141435351
			MWSS053	ABS sensor	D1	OE 34526762466; Position: rear axle left and right
			MWSS054	ABS sensor	D1	OE 34526762465; Position: front axle left and right
			SGA113	Oil temperature sensor	E1	OE 13621433076
			SPA112	Coolant temperature sensor	E3	OE 1433077
			320 d	120	12/04 → 10/11	APS32
APS116	Intake pressure sensor	A3				OE 13627804742
03/05 → 10/11	SAC122	Camshaft sensor			B2	OE 13627792256
	SAC123	Camshaft sensor			B2	OE 13627803093
12/04 → 10/11	SAG247	Crankshaft sensor			B3	OE 13627787192
	SAG288	Crankshaft sensor			B3	OE 13627805188
12/04 → 08/07	MWSS053	ABS sensor			D1	OE 34526762466; Position: rear axle left and right
	MWSS054	ABS sensor			D1	OE 34526762465; Position: front axle left and right
12/04 → 10/11	SGA113	Oil temperature sensor			E1	OE 13621433076
	SPA186	Coolant temperature sensor			E3	OE 13627797957
110	12/04 → 09/07	APS32		Intake pressure sensor	A3	OE 13617787142
		SAC122		Camshaft sensor	B2	OE 13627792256
		SAG247		Crankshaft sensor	B3	OE 13627787192
		MWSS053		ABS sensor	D1	OE 34526762466; Position: rear axle left and right
		MWSS054		ABS sensor	D1	OE 34526762465; Position: front axle left and right
	12/04 → 09/07	SGA113		Oil temperature sensor	E1	OE 13621433076
		APS116		Intake pressure sensor	A3	OE 13627804742
		SAC123		Camshaft sensor	B2	OE 13627803093
		SAG288		Crankshaft sensor	B3	OE 13627805188
		MWSS053		ABS sensor	D1	OE 34526762466; Position: rear axle left and right
130	09/07 → 02/10	MWSS054	ABS sensor	D1	OE 34526762465; Position: front axle left and right	
		SPA186	Coolant temperature sensor	E3	OE 13627797957	
		APS116	Intake pressure sensor	A3	OE 13627804742	
		SAC123	Camshaft sensor	B2	OE 13627803093	
		SAG288	Crankshaft sensor	B3	OE 13627805188	
135	03/10 → 10/11	MWSS053	ABS sensor	D1	OE 34526762466; Position: rear axle left and right	
		MWSS054	ABS sensor	D1	OE 34526762465; Position: front axle left and right	
		SPA186	Coolant temperature sensor	E3	OE 13627797957	
		APS116	Intake pressure sensor	A3	OE 13627804742	
		SAC123	Camshaft sensor	B2	OE 13627803093	
		SAG288	Crankshaft sensor	B3	OE 13627805188	
		APS32	Intake pressure sensor	A3	OE 13617787142	

				DESCRIPTION	TYPE	
BMW						
3 (E90)						
320 i	110	12/04 → 08/07	SAG151	Crankshaft sensor	B3	OE 12141435351
			SAG236	Crankshaft sensor	B3	OE 12147503140
			MWSS053	ABS sensor	D1	OE 34526762466; Position: rear axle left and right
			MWSS054	ABS sensor	D1	OE 34526762465; Position: front axle left and right
			SGA113	Oil temperature sensor	E1	OE 13621433076
			SPA112	Coolant temperature sensor	E3	OE 1433077
	125	09/07 → 10/11	SAC116	Camshaft sensor	B2	OE 12728523317
			MWSS053	ABS sensor	D1	OE 34526762466; Position: rear axle left and right
			MWSS054	ABS sensor	D1	OE 34526762465; Position: front axle left and right
			SGA113	Oil temperature sensor	E1	OE 13621433076
325 d	145	09/06 → 02/10	SAC122	Camshaft sensor	B2	OE 13627792256
			SAG247	Crankshaft sensor	B3	OE 13627787192
			SGA113	Oil temperature sensor	E1	OE 13621433076
325 i	160	03/05 → 12/11	SAC116	Camshaft sensor	B2	OE 12728523317
		12/04 → 12/11	SAG261	Crankshaft sensor	B3	OE 13627561753
	12/04 → 08/07	MWSS053	ABS sensor	D1	OE 34526762466; Position: rear axle left and right	
		MWSS054	ABS sensor	D1	OE 34526762465; Position: front axle left and right	
	12/04 → 12/11	SGA113	Oil temperature sensor	E1	OE 13621433076	
		SPA112	Coolant temperature sensor	E3	OE 1433077	
330 d	170	09/05 → 09/08	SAC122	Camshaft sensor	B2	OE 13627792256
			SAG247	Crankshaft sensor	B3	OE 13627787192
			SGA113	Oil temperature sensor	E1	OE 13621433076
3 (F30, F80)						
316 d		03/12 → 10/18	APS116	Intake pressure sensor	A3	OE 13627804742
			SAC123	Camshaft sensor	B2	OE 13627803093
			SAG288	Crankshaft sensor	B3	OE 13627805188
			MWSS154	ABS sensor	D1	OE 34526791223; Position: front axle left and right
			MWSS155	ABS sensor	D1	OE 34526791224; Position: front axle left and right
			MWSS156	ABS sensor	D1	OE 34526791225; Position: rear axle left and right
			MWSS157	ABS sensor	D1	OE 34526791226; Position: rear axle left and right
318 d	105	03/12 → 06/15	APS116	Intake pressure sensor	A3	OE 13627804742
			SAC123	Camshaft sensor	B2	OE 13627803093
			SAG288	Crankshaft sensor	B3	OE 13627805188
			MWSS154	ABS sensor	D1	OE 34526791223; Position: front axle left and right
			MWSS155	ABS sensor	D1	OE 34526791224; Position: front axle left and right
			MWSS156	ABS sensor	D1	OE 34526791225; Position: rear axle left and right
			MWSS157	ABS sensor	D1	OE 34526791226; Position: rear axle left and right
			SPA186	Coolant temperature sensor	E3	OE 13627797957

	kW			DESCRIPTION	TYPE		
BMW							
3 (F30, F80)							
318 d	110	07/15 → 10/18	SAC116	Camshaft sensor	B2	OE 12728523317	
			MWSS154	ABS sensor	D1	OE 34526791223; Position: front axle left and right	
			MWSS155	ABS sensor	D1	OE 34526791224; Position: front axle left and right	
			MWSS156	ABS sensor	D1	OE 34526791225; Position: rear axle left and right	
			MWSS157	ABS sensor	D1	OE 34526791226; Position: rear axle left and right	
320 d	135	11/11 → 03/16	APS116	Intake pressure sensor	A3	OE 13627804742	
			SAC123	Camshaft sensor	B2	OE 13627803093	
			SAG288	Crankshaft sensor	B3	OE 13627805188	
		02/12 → 03/16	MWSS154	ABS sensor	D1	OE 34526791223; Position: front axle left and right	
			MWSS155	ABS sensor	D1	OE 34526791224; Position: front axle left and right	
	MWSS156		ABS sensor	D1	OE 34526791225; Position: rear axle left and right		
	11/11 → 03/16	MWSS157	ABS sensor	D1	OE 34526791226; Position: rear axle left and right		
		SPA186	Coolant temperature sensor	E3	OE 13627797957		
	120	11/11 → 10/18	11/11 → 10/18	APS116	Intake pressure sensor	A3	OE 13627804742
				SAC123	Camshaft sensor	B2	OE 13627803093
				SAG288	Crankshaft sensor	B3	OE 13627805188
				SPA186	Coolant temperature sensor	E3	OE 13627797957
		02/12 → 10/18	MWSS154	ABS sensor	D1	OE 34526791223; Position: front axle left and right	
	MWSS155		ABS sensor	D1	OE 34526791224; Position: front axle left and right		
	MWSS156		ABS sensor	D1	OE 34526791225; Position: rear axle left and right		
MWSS157	ABS sensor		D1	OE 34526791226; Position: rear axle left and right			
140	07/15 → 10/18	07/15 → 10/18	SAC116	Camshaft sensor	B2	OE 12728523317	
			MWSS154	ABS sensor	D1	OE 34526791223; Position: front axle left and right	
			MWSS155	ABS sensor	D1	OE 34526791224; Position: front axle left and right	
			MWSS156	ABS sensor	D1	OE 34526791225; Position: rear axle left and right	
			MWSS157	ABS sensor	D1	OE 34526791226; Position: rear axle left and right	
320 d xDrive	135	08/12 → 06/15	APS116	Intake pressure sensor	A3	OE 13627804742	
			SAC123	Camshaft sensor	B2	OE 13627803093	
			SAG288	Crankshaft sensor	B3	OE 13627805188	
			SPA186	Coolant temperature sensor	E3	OE 13627797957	
320 i	135	03/12 → 10/18	SAC116	Camshaft sensor	B2	OE 12728523317	
			MWSS154	ABS sensor	D1	OE 34526791223; Position: front axle left and right	
			MWSS155	ABS sensor	D1	OE 34526791224; Position: front axle left and right	
			MWSS156	ABS sensor	D1	OE 34526791225; Position: rear axle left and right	
			MWSS157	ABS sensor	D1	OE 34526791226; Position: rear axle left and right	

	KW			DESCRIPTION	TYPE		
BMW							
3 (F30, F80)							
320 i	135	03/12 → 10/18	SGA113	Oil temperature sensor	E1	OE 13621433076	
330 d	190	07/12 → 10/18	APS116	Intake pressure sensor	A3	OE 13627804742	
			SAC123	Camshaft sensor	B2	OE 13627803093	
			MWSS154	ABS sensor	D1	OE 34526791223; Position: front axle left and right	
			MWSS155	ABS sensor	D1	OE 34526791224; Position: front axle left and right	
			MWSS156	ABS sensor	D1	OE 34526791225; Position: rear axle left and right	
			MWSS157	ABS sensor	D1	OE 34526791226; Position: rear axle left and right	
			SPA186	Coolant temperature sensor	E3	OE 13627797957	
3 Cabriolet (E30)							
318 i	83	09/90 → 10/93	SVF012	Throttle position sensors	A2	OE 13541717603	
320 i	95	05/86 → 11/93	SAG073	Crankshaft sensor	B3	OE 1713007	
			SVF010	Throttle position sensors	A2	OE 1710559	
		93	07/87 → 10/93	SAG045	Crankshaft sensor	B3	OE 1279695
				SAG073	Crankshaft sensor	B3	OE 1713007
325 i	125	08/87 → 11/93	SVF010	Throttle position sensors	A2	OE 1710559	
			SAG045	Crankshaft sensor	B3	OE 1279695	
			SAG073	Crankshaft sensor	B3	OE 1713007	
	126	12/85 → 12/87	SVF010	Throttle position sensors	A2	OE 1710559	
			SAG045	Crankshaft sensor	B3	OE 1279695	
M3 2.3	143	06/88 → 06/91	SAG032	Crankshaft sensor	B3	OE 1274644	
3 Cabriolet (E36)							
318 i	85	03/94 → 11/99	SAC034	Camshaft sensor	B2	OE 1731886	
			SAC050	Camshaft sensor	B2	OE 1247219	
			SAG062	Crankshaft sensor	B3	OE 1727554	
			SAG099	Crankshaft sensor	B3	OE 1247218	
			SAG104	Crankshaft sensor	B3	OE 12141739886	
320 i	110	12/93 → 11/99	ATS09	Air temperature sensor	A1	OE 1730035	
			SAC042	Camshaft sensor	B2	OE 1726519	
			SAG075	Crankshaft sensor	B3	OE 12141730027	
			SAG087	Crankshaft sensor	B3	OE 12141726065	
			SAG111	Crankshaft sensor	B3	OE 1703277	
			SPA132	Coolant temperature sensor	E3	OE 13621730034	
323 i	125	05/95 → 11/99	SAG111	Crankshaft sensor	B3	OE 1703277	
325 i	141	03/93 → 08/95	ATS11	Air temperature sensor	A1	OE 13621725323	
			SAC042	Camshaft sensor	B2	OE 1726519	
328 i	142	01/95 → 11/99	SAG087	Crankshaft sensor	B3	OE 12141726065	
M3 3.0	210	04/94 → 07/95	SAG111	Crankshaft sensor	B3	OE 1703277	
			ATS08	Air temperature sensor	A1	OE 1718736	
			ATS11	Air temperature sensor	A1	OE 13621725323	
M3 3.2	236	03/96 → 09/99	SAD005	Knock sensor	B1	OE 12141401238	
			ATS11	Air temperature sensor	A1	OE 13621725323	
318 Ci	105	09/01 → 12/07	SAD005	Knock sensor	B1	OE 12141401238	
			SAG151	Crankshaft sensor	B3	OE 12141435351	
			SAG236	Crankshaft sensor	B3	OE 12147503140	
			SGA113	Oil temperature sensor	E1	OE 13621433076	
			SPA112	Coolant temperature sensor	E3	OE 1433077	



kW



PARTS & SERVICES

DESCRIPTION

TYPE


BMW
3 Cabriolet (E46)

Model	kW	Duration	Part Code	Description	Type	OE
320 Ci	125	09/00 → 12/07	SAC076	Camshaft sensor	B2	OE 1435350
			SAG144	Crankshaft sensor	B3	OE 1744492
			SAG151	Crankshaft sensor	B3	OE 12141435351
			SGA113	Oil temperature sensor	E1	OE 13621433076
			SPA112	Coolant temperature sensor	E3	OE 1433077
325 Ci	141	09/00 → 08/06	SAC076	Camshaft sensor	B2	OE 1435350
			SAG144	Crankshaft sensor	B3	OE 1744492
			SAG151	Crankshaft sensor	B3	OE 12141435351
			SGA113	Oil temperature sensor	E1	OE 13621433076
			SPA112	Coolant temperature sensor	E3	OE 1433077
330 Ci	170	06/00 → 08/06	SAC076	Camshaft sensor	B2	OE 1435350
			SAG144	Crankshaft sensor	B3	OE 1744492
			SAG151	Crankshaft sensor	B3	OE 12141435351
			SGA113	Oil temperature sensor	E1	OE 13621433076
			SPA112	Coolant temperature sensor	E3	OE 1433077

3 Cabriolet (E93)

Model	kW	Duration	Part Code	Description	Type	OE
320 i	125	07/07 → 10/13	SAC116	Camshaft sensor	B2	OE 12728523317
			SAG236	Crankshaft sensor	B3	OE 12147503140
		03/07 → 10/13	MWSS053	ABS sensor	D1	OE 34526762466; Position: rear axle left and right
			MWSS054	ABS sensor	D1	OE 34526762465; Position: front axle left and right
			SGA113	Oil temperature sensor	E1	OE 13621433076
325 i	160	03/07 → 12/13	SAC116	Camshaft sensor	B2	OE 12728523317
			SGA113	Oil temperature sensor	E1	OE 13621433076

3 Compact (E36)

Model	kW	Duration	Part Code	Description	Type	OE
316 g	75	02/96 → 08/00	SAC034	Camshaft sensor	B2	OE 1731886
			SAG062	Crankshaft sensor	B3	OE 1727554
			SAG104	Crankshaft sensor	B3	OE 12141739886
316 i	75	01/94 → 08/00	SAC034	Camshaft sensor	B2	OE 1731886
			SAC050	Camshaft sensor	B2	OE 1247219
			SAG062	Crankshaft sensor	B3	OE 1727554
			SAG099	Crankshaft sensor	B3	OE 1247218
			SAG104	Crankshaft sensor	B3	OE 12141739886
	77	01/99 → 08/00	SAG144	Crankshaft sensor	B3	OE 1744492
			SAG151	Crankshaft sensor	B3	OE 12141435351
			SGA113	Oil temperature sensor	E1	OE 13621433076
318 ti	103	09/94 → 12/95	SAC050	Camshaft sensor	B2	OE 1247219
			SAG099	Crankshaft sensor	B3	OE 1247218
323 ti	125	09/97 → 08/00	SAG111	Crankshaft sensor	B3	OE 1703277

3 Compact (E46)

Model	kW	Duration	Part Code	Description	Type	OE
316 ti	85	06/01 → 02/05	SAG151	Crankshaft sensor	B3	OE 12141435351
			SAG236	Crankshaft sensor	B3	OE 12147503140
			SGA113	Oil temperature sensor	E1	OE 13621433076
			SPA112	Coolant temperature sensor	E3	OE 1433077
318 ti	105	03/01 → 12/04	SAG151	Crankshaft sensor	B3	OE 12141435351
			SAG236	Crankshaft sensor	B3	OE 12147503140
			SGA113	Oil temperature sensor	E1	OE 13621433076
			SPA112	Coolant temperature sensor	E3	OE 1433077
320 td	110	09/01 → 02/05	ATS15	Air temperature sensor	A1	OE 11613449116
			APS32	Intake pressure sensor	A3	OE 13617787142
			SAC112	Camshaft sensor	B2	OE 13627794646
			SAG247	Crankshaft sensor	B3	OE 13627787192
			SGA113	Oil temperature sensor	E1	OE 13621433076

	KW			DESCRIPTION	TYPE	
BMW						
3 Coupé (E36)						
316 i	75	09/93 → 11/98	SAC034	Camshaft sensor	B2	OE 1731886
			SAC050	Camshaft sensor	B2	OE 1247219
			SAG062	Crankshaft sensor	B3	OE 1727554
			SAG099	Crankshaft sensor	B3	OE 1247218
			SAG104	Crankshaft sensor	B3	OE 12141739886
318 is	103	01/92 → 12/95	SAC034	Camshaft sensor	B2	OE 1731886
			SAC050	Camshaft sensor	B2	OE 1247219
			SAG099	Crankshaft sensor	B3	OE 1247218
320 i	110	12/91 → 11/98	ATS09	Air temperature sensor	A1	OE 1730035
			ATS11	Air temperature sensor	A1	OE 13621725323
			SAC042	Camshaft sensor	B2	OE 1726519
			SAG075	Crankshaft sensor	B3	OE 12141730027
			SAG087	Crankshaft sensor	B3	OE 12141726065
320 i	110	12/91 → 11/98	SPA132	Coolant temperature sensor	E3	OE 13621730034
323 i	125	05/95 → 04/99	SAG111	Crankshaft sensor	B3	OE 1703277
325 i	141	10/91 → 02/95	ATS11	Air temperature sensor	A1	OE 13621725323
			SAC042	Camshaft sensor	B2	OE 1726519
			SAG087	Crankshaft sensor	B3	OE 12141726065
328 i	142	01/95 → 04/99	SAG111	Crankshaft sensor	B3	OE 1703277
M3 3.0	210	11/92 → 07/95	ATS08	Air temperature sensor	A1	OE 1718736
			ATS11	Air temperature sensor	A1	OE 13621725323
			SAD005	Knock sensor	B1	OE 12141401238
	217	09/93 → 05/95	ATS08	Air temperature sensor	A1	OE 1718736
			ATS11	Air temperature sensor	A1	OE 13621725323
M3 3.2	236	10/95 → 11/98	SAD005	Knock sensor	B1	OE 12141401238
			ATS11	Air temperature sensor	A1	OE 13621725323
3 Coupé (E46)						
318 Ci	87	12/99 → 08/01	SAG144	Crankshaft sensor	B3	OE 1744492
			SAG151	Crankshaft sensor	B3	OE 12141435351
			SGA113	Oil temperature sensor	E1	OE 13621433076
			SPA112	Coolant temperature sensor	E3	OE 1433077
	105	12/00 → 05/06	SAG151	Crankshaft sensor	B3	OE 12141435351
SAG236			Crankshaft sensor	B3	OE 12147503140	
SGA113			Oil temperature sensor	E1	OE 13621433076	
SPA112			Coolant temperature sensor	E3	OE 1433077	
320 Cd	110	11/03 → 07/06	ATS15	Air temperature sensor	A1	OE 11613449116
			APS32	Intake pressure sensor	A3	OE 13617787142
			SAC112	Camshaft sensor	B2	OE 13627794646
			SAG247	Crankshaft sensor	B3	OE 13627787192
			SGA113	Oil temperature sensor	E1	OE 13621433076
320 Ci	125	01/00 → 05/06	SAC076	Camshaft sensor	B2	OE 1435350
			SAG144	Crankshaft sensor	B3	OE 1744492
			SAG151	Crankshaft sensor	B3	OE 12141435351
			SGA113	Oil temperature sensor	E1	OE 13621433076
			SPA112	Coolant temperature sensor	E3	OE 1433077
323 Ci	125	04/99 → 09/00	SAC076	Camshaft sensor	B2	OE 1435350
			SAG144	Crankshaft sensor	B3	OE 1744492
			SAG151	Crankshaft sensor	B3	OE 12141435351
			SGA113	Oil temperature sensor	E1	OE 13621433076
			SPA112	Coolant temperature sensor	E3	OE 1433077
325 Ci	141	09/00 → 05/06	SAC076	Camshaft sensor	B2	OE 1435350
			SAG144	Crankshaft sensor	B3	OE 1744492
			SAG151	Crankshaft sensor	B3	OE 12141435351

	kW			DESCRIPTION	TYPE	
BMW						
3 Coupé (E46)						
325 Ci	141	09/00 → 05/06	SGA113	Oil temperature sensor	E1	OE 13621433076
			SPA112	Coolant temperature sensor	E3	OE 1433077
330 Cd	150	03/03 → 07/06	ATS15	Air temperature sensor	A1	OE 11613449116
			APS32	Intake pressure sensor	A3	OE 13617787142
			SAC112	Camshaft sensor	B2	OE 13627794646
			SAG247	Crankshaft sensor	B3	OE 13627787192
			SGA113	Oil temperature sensor	E1	OE 13621433076
330 Ci	170	06/00 → 05/06	SAC076	Camshaft sensor	B2	OE 1435350
			SAG151	Crankshaft sensor	B3	OE 12141435351
			SGA113	Oil temperature sensor	E1	OE 13621433076
			SPA112	Coolant temperature sensor	E3	OE 1433077
M3	252	07/00 → 05/06	SGA113	Oil temperature sensor	E1	OE 13621433076
			SPA112	Coolant temperature sensor	E3	OE 1433077
3 Coupé (E92)						
320 d	130	09/06 → 02/10	APS116	Intake pressure sensor	A3	OE 13627804742
			SAC123	Camshaft sensor	B2	OE 13627803093
			SAG288	Crankshaft sensor	B3	OE 13627805188
			MWSS053	ABS sensor	D1	OE 34526762466; Position: rear axle left and right
			MWSS054	ABS sensor	D1	OE 34526762465; Position: front axle left and right
			SPA186	Coolant temperature sensor	E3	OE 13627797957
	135	03/10 → 06/13	APS116	Intake pressure sensor	A3	OE 13627804742
			SAC123	Camshaft sensor	B2	OE 13627803093
			SAG288	Crankshaft sensor	B3	OE 13627805188
			MWSS053	ABS sensor	D1	OE 34526762466; Position: rear axle left and right
			MWSS054	ABS sensor	D1	OE 34526762465; Position: front axle left and right
			SPA186	Coolant temperature sensor	E3	OE 13627797957
			SAC116	Camshaft sensor	B2	OE 12728523317
320 i	125	06/07 → 12/13	MWSS053	ABS sensor	D1	OE 34526762466; Position: rear axle left and right
			MWSS054	ABS sensor	D1	OE 34526762465; Position: front axle left and right
		03/07 → 12/13	SGA113	Oil temperature sensor	E1	OE 13621433076
			SAC116	Camshaft sensor	B2	OE 12728523317
325 i	160	06/06 → 02/10	SAC116	Camshaft sensor	B2	OE 12728523317
			SAG261	Crankshaft sensor	B3	OE 13627561753
			SGA113	Oil temperature sensor	E1	OE 13621433076
			SPA112	Coolant temperature sensor	E3	OE 1433077
335 i	225	06/06 → 06/13	SAC116	Camshaft sensor	B2	OE 12728523317
			SAG261	Crankshaft sensor	B3	OE 13627561753
			SGA113	Oil temperature sensor	E1	OE 13621433076
M3	309	06/07 → 06/13	SAG061	Crankshaft sensor	B3	OE 12141742629
			SGA113	Oil temperature sensor	E1	OE 13621433076
3 Gran Turismo (F34)						
320 d	135	03/13 → 07/15	SAC123	Camshaft sensor	B2	OE 13627803093
			SAG288	Crankshaft sensor	B3	OE 13627805188
			SPA186	Coolant temperature sensor	E3	OE 13627797957
3 Touring (E30)						
316 i	73	09/91 → 06/94	SVF012	Throttle position sensors	A2	OE 13541717603
			SAG073	Crankshaft sensor	B3	OE 1713007
	75	09/91 → 06/94	SVF012	Throttle position sensors	A2	OE 13541717603
			SAG073	Crankshaft sensor	B3	OE 1713007

	KW			DESCRIPTION	TYPE	
BMW						
3 Touring (E30)						
318 i	83	04/89 → 06/94	SVF012	Throttle position sensors	A2	OE 13541717603
			SAG073	Crankshaft sensor	B3	OE 1713007
	85	09/87 → 06/91	SVF012	Throttle position sensors	A2	OE 13541717603
			SAG073	Crankshaft sensor	B3	OE 1713007
320 i	95	01/88 → 12/91	SVF010	Throttle position sensors	A2	OE 1710559
			SAG045	Crankshaft sensor	B3	OE 1279695
324 td	85	01/88 → 06/93	SAG073	Crankshaft sensor	B3	OE 1713007
			SPA121	Coolant temperature sensor	E3	OE 12621288156
325 i	125	07/87 → 03/93	SVF010	Throttle position sensors	A2	OE 1710559
			SAG045	Crankshaft sensor	B3	OE 1279695
325 i X	125	06/88 → 10/93	SAG073	Crankshaft sensor	B3	OE 1713007
			SVF010	Throttle position sensors	A2	OE 1710559
			SAG045	Crankshaft sensor	B3	OE 1279695
			SAG073	Crankshaft sensor	B3	OE 1713007
3 Touring (E36)						
316 i	75	03/97 → 05/99	SAC034	Camshaft sensor	B2	OE 1731886
			SAC050	Camshaft sensor	B2	OE 1247219
			SAG099	Crankshaft sensor	B3	OE 1247218
			SAG104	Crankshaft sensor	B3	OE 12141739886
318 i	85	09/95 → 04/99	SAC034	Camshaft sensor	B2	OE 1731886
			SAC050	Camshaft sensor	B2	OE 1247219
			SAG099	Crankshaft sensor	B3	OE 1247218
			SAG104	Crankshaft sensor	B3	OE 12141739886
320 i	110	01/95 → 04/99	ATS09	Air temperature sensor	A1	OE 1730035
			SAG111	Crankshaft sensor	B3	OE 1703277
323 i	125	12/95 → 04/99	SAG111	Crankshaft sensor	B3	OE 1703277
325 tds	105	03/95 → 04/99	APS42	Intake pressure sensor	A3	OE 13622244674
328 i	142	02/95 → 04/99	SAG111	Crankshaft sensor	B3	OE 1703277
3 Touring (E46)						
316 i	85	03/02 → 02/05	SAG151	Crankshaft sensor	B3	OE 12141435351
			SAG236	Crankshaft sensor	B3	OE 12147503140
			SGA113	Oil temperature sensor	E1	OE 13621433076
			SPA112	Coolant temperature sensor	E3	OE 1433077
318 i	87	10/99 → 09/01	SAG144	Crankshaft sensor	B3	OE 1744492
			SAG151	Crankshaft sensor	B3	OE 12141435351
			SGA113	Oil temperature sensor	E1	OE 13621433076
			SPA112	Coolant temperature sensor	E3	OE 1433077
	105	09/01 → 02/05	SAG151	Crankshaft sensor	B3	OE 12141435351
			SAG236	Crankshaft sensor	B3	OE 12147503140
			SGA113	Oil temperature sensor	E1	OE 13621433076
			SPA112	Coolant temperature sensor	E3	OE 1433077
320 d	100	03/00 → 09/01	APS30	Intake pressure sensor	A3	OE 13622246977
			SGA113	Oil temperature sensor	E1	OE 13621433076
			SPA112	Coolant temperature sensor	E3	OE 1433077
	110	09/01 → 02/05	ATS15	Air temperature sensor	A1	OE 11613449116
			APS32	Intake pressure sensor	A3	OE 13617787142
			SAC112	Camshaft sensor	B2	OE 13627794646
320 i	125	09/00 → 02/05	SAG247	Crankshaft sensor	B3	OE 13627787192
			SGA113	Oil temperature sensor	E1	OE 13621433076
			SAC076	Camshaft sensor	B2	OE 1435350
			SAG144	Crankshaft sensor	B3	OE 1744492
			SAG151	Crankshaft sensor	B3	OE 12141435351
			SGA113	Oil temperature sensor	E1	OE 13621433076
			SPA112	Coolant temperature sensor	E3	OE 1433077

	kW			DESCRIPTION	TYPE	
BMW						
3 Touring (E46)						
325 i	141	09/00 → 02/05	SAC076	Camshaft sensor	B2	OE 1435350
			SAG144	Crankshaft sensor	B3	OE 1744492
			SAG151	Crankshaft sensor	B3	OE 12141435351
			SGA113	Oil temperature sensor	E1	OE 13621433076
			SPA112	Coolant temperature sensor	E3	OE 1433077
330 d	135	10/99 → 02/05	APS30	Intake pressure sensor	A3	OE 13622246977
			APS57	Intake pressure sensor	A3	OE 13327785354
			SAC112	Camshaft sensor	B2	OE 13627794646
			SGA113	Oil temperature sensor	E1	OE 13621433076
			APS132	Fuel pressure sensor	F2	OE 13532247581
	150	03/03 → 02/05	ATS15	Air temperature sensor	A1	OE 11613449116
			APS32	Intake pressure sensor	A3	OE 13617787142
			SAC112	Camshaft sensor	B2	OE 13627794646
			SAG247	Crankshaft sensor	B3	OE 13627787192
			SGA113	Oil temperature sensor	E1	OE 13621433076
3 Touring (E91)						
318 d	90	09/05 → 08/07	APS32	Intake pressure sensor	A3	OE 13617787142
			SAC122	Camshaft sensor	B2	OE 13627792256
			SAG247	Crankshaft sensor	B3	OE 13627787192
			MWSS053	ABS sensor	D1	OE 34526762466; Position: rear axle left and right
			MWSS054	ABS sensor	D1	OE 34526762465; Position: front axle left and right
			SGA113	Oil temperature sensor	E1	OE 13621433076
	105	09/07 → 06/12	APS116	Intake pressure sensor	A3	OE 13627804742
			SAC123	Camshaft sensor	B2	OE 13627803093
		09/07 → 05/12	SAG288	Crankshaft sensor	B3	OE 13627805188
			MWSS053	ABS sensor	D1	OE 34526762466; Position: rear axle left and right
09/07 → 06/12	MWSS054	ABS sensor	D1	OE 34526762465; Position: front axle left and right		
	SPA186	Coolant temperature sensor	E3	OE 13627797957		
318 i	95	01/06 → 06/07	SAC116	Camshaft sensor	B2	OE 12728523317
			SAG151	Crankshaft sensor	B3	OE 12141435351
			SAG236	Crankshaft sensor	B3	OE 12147503140
			MWSS053	ABS sensor	D1	OE 34526762466; Position: rear axle left and right
			MWSS054	ABS sensor	D1	OE 34526762465; Position: front axle left and right
			SGA113	Oil temperature sensor	E1	OE 13621433076
			SPA112	Coolant temperature sensor	E3	OE 1433077
	105	05/07 → 05/12	SAC116	Camshaft sensor	B2	OE 12728523317
			MWSS053	ABS sensor	D1	OE 34526762466; Position: rear axle left and right
		09/09 → 05/12	MWSS054	ABS sensor	D1	OE 34526762465; Position: front axle left and right
			SGA113	Oil temperature sensor	E1	OE 13621433076
		05/07 → 05/12	SPA112	Coolant temperature sensor	E3	OE 1433077
			SAG288	Crankshaft sensor	B3	OE 13627805188
320 d	120	12/04 → 06/12	APS32	Intake pressure sensor	A3	OE 13617787142
			APS116	Intake pressure sensor	A3	OE 13627804742
			SAC122	Camshaft sensor	B2	OE 13627792256
			SAC123	Camshaft sensor	B2	OE 13627803093
			SAG247	Crankshaft sensor	B3	OE 13627787192
			SAG288	Crankshaft sensor	B3	OE 13627805188
			SGA113	Oil temperature sensor	E1	OE 13621433076

	KW			DESCRIPTION	TYPE			
BMW								
3 Touring (E91)								
320 d	120	12/04 → 06/12	MWSS053	ABS sensor	D1	OE 34526762466; Position: rear axle left and right		
			MWSS054	ABS sensor	D1	OE 34526762465; Position: front axle left and right		
			SGA113	Oil temperature sensor	E1	OE 13621433076		
			SPA186	Coolant temperature sensor	E3	OE 13627797957		
	110	12/04 → 08/07	APS32	Intake pressure sensor	A3	OE 13617787142		
			SAC122	Camshaft sensor	B2	OE 13627792256		
			SAG247	Crankshaft sensor	B3	OE 13627787192		
			MWSS054	ABS sensor	D1	OE 34526762465; Position: front axle left and right		
			SGA113	Oil temperature sensor	E1	OE 13621433076		
			APS116	Intake pressure sensor	A3	OE 13627804742		
	130	02/07 → 12/10	SAC123	Camshaft sensor	B2	OE 13627803093		
			SAG288	Crankshaft sensor	B3	OE 13627805188		
			MWSS053	ABS sensor	D1	OE 34526762466; Position: rear axle left and right		
		09/09 → 12/10	MWSS054	ABS sensor	D1	OE 34526762465; Position: front axle left and right		
			02/07 → 12/10	SPA186	Coolant temperature sensor	E3	OE 13627797957	
			03/10 → 05/12	APS116	Intake pressure sensor	A3	OE 13627804742	
	SAC123	Camshaft sensor		B2	OE 13627803093			
	SAG288	Crankshaft sensor		B3	OE 13627805188			
	320 i	110	11/05 → 08/08	SAC116	Camshaft sensor	B2	OE 12728523317	
				09/05 → 06/12	SAG151	Crankshaft sensor	B3	OE 12141435351
				11/05 → 06/12	SAG236	Crankshaft sensor	B3	OE 12147503140
09/09 → 06/12			MWSS053	ABS sensor	D1	OE 34526762466; Position: rear axle left and right		
			09/05 → 06/12	MWSS054	ABS sensor	D1	OE 34526762465; Position: front axle left and right	
				SGA113	Oil temperature sensor	E1	OE 13621433076	
125		02/07 → 12/12	SPA112	Coolant temperature sensor	E3	OE 1433077		
			SAC116	Camshaft sensor	B2	OE 12728523317		
		09/09 → 12/12	MWSS053	ABS sensor	D1	OE 34526762466; Position: rear axle left and right		
			02/07 → 12/12	MWSS054	ABS sensor	D1	OE 34526762465; Position: front axle left and right	
325 d	145	09/06 → 06/12	SGA113	Oil temperature sensor	E1	OE 13621433076		
			SAC122	Camshaft sensor	B2	OE 13627792256		
			SAG247	Crankshaft sensor	B3	OE 13627787192		
			SGA113	Oil temperature sensor	E1	OE 13621433076		
330 d	170	12/04 → 08/08	SAC122	Camshaft sensor	B2	OE 13627792256		
			SAG247	Crankshaft sensor	B3	OE 13627787192		
			SGA113	Oil temperature sensor	E1	OE 13621433076		
3 Touring (F31)								
316 d	85	11/12 → 06/19	APS116	Intake pressure sensor	A3	OE 13627804742		
			SAG288	Crankshaft sensor	B3	OE 13627805188		
			MWSS154	ABS sensor	D1	OE 34526791223; Position: front axle left and right		



kW



PARTS & SERVICES





DESCRIPTION

TYPE


BMW
3 Touring (F31)

316 d	85	11/12 → 06/19	MWSS155	ABS sensor	D1	OE 34526791224; Position: front axle left and right		
			MWSS156	ABS sensor	D1	OE 34526791225; Position: rear axle left and right		
			MWSS157	ABS sensor	D1	OE 34526791226; Position: rear axle left and right		
			SPA186	Coolant temperature sensor	E3	OE 13627797957		
318 d	105	11/12 → 06/15	APS116	Intake pressure sensor	A3	OE 13627804742		
			SAG288	Crankshaft sensor	B3	OE 13627805188		
			MWSS154	ABS sensor	D1	OE 34526791223; Position: front axle left and right		
			MWSS155	ABS sensor	D1	OE 34526791224; Position: front axle left and right		
			MWSS156	ABS sensor	D1	OE 34526791225; Position: rear axle left and right		
			MWSS157	ABS sensor	D1	OE 34526791226; Position: rear axle left and right		
	110	07/15 → 06/19	SPA186	Coolant temperature sensor	E3	OE 13627797957		
			SAC116	Camshaft sensor	B2	OE 12728523317		
			MWSS154	ABS sensor	D1	OE 34526791223; Position: front axle left and right		
			MWSS155	ABS sensor	D1	OE 34526791224; Position: front axle left and right		
			MWSS156	ABS sensor	D1	OE 34526791225; Position: rear axle left and right		
			MWSS157	ABS sensor	D1	OE 34526791226; Position: rear axle left and right		
320 d	135	07/12 → 02/16	APS116	Intake pressure sensor	A3	OE 13627804742		
			SAG288	Crankshaft sensor	B3	OE 13627805188		
			MWSS154	ABS sensor	D1	OE 34526791223; Position: front axle left and right		
			MWSS155	ABS sensor	D1	OE 34526791224; Position: front axle left and right		
			MWSS156	ABS sensor	D1	OE 34526791225; Position: rear axle left and right		
			MWSS157	ABS sensor	D1	OE 34526791226; Position: rear axle left and right		
	120	07/12 → 06/19	SPA186	Coolant temperature sensor	E3	OE 13627797957		
			APS116	Intake pressure sensor	A3	OE 13627804742		
			140	07/15 → 06/19	SAC116	Camshaft sensor	B2	OE 12728523317
					MWSS154	ABS sensor	D1	OE 34526791223; Position: front axle left and right
					MWSS155	ABS sensor	D1	OE 34526791224; Position: front axle left and right
					MWSS156	ABS sensor	D1	OE 34526791225; Position: rear axle left and right
135	03/13 → 06/15	MWSS157	ABS sensor	D1	OE 34526791226; Position: rear axle left and right			
		APS116	Intake pressure sensor	A3	OE 13627804742			
		SAG288	Crankshaft sensor	B3	OE 13627805188			
		MWSS156	ABS sensor	D1	OE 34526791225; Position: rear axle left and right			
320 d xDrive	135	03/13 → 06/15	MWSS157	ABS sensor	D1	OE 34526791226; Position: rear axle left and right		
			SPA186	Coolant temperature sensor	E3	OE 13627797957		

	kW			DESCRIPTION	TYPE	
BMW						
3 Touring (F31)						
320 d xDrive	140	07/15 → 06/19	MWSS156	ABS sensor	D1	OE 34526791225; Position: rear axle left and right
			MWSS157	ABS sensor	D1	OE 34526791226; Position: rear axle left and right
330 d	190	07/12 → 06/19	APS116	Intake pressure sensor	A3	OE 13627804742
			MWSS154	ABS sensor	D1	OE 34526791223; Position: front axle left and right
			MWSS155	ABS sensor	D1	OE 34526791224; Position: front axle left and right
			MWSS156	ABS sensor	D1	OE 34526791225; Position: rear axle left and right
			MWSS157	ABS sensor	D1	OE 34526791226; Position: rear axle left and right
			SPA186	Coolant temperature sensor	E3	OE 13627797957
330 d xDrive	190	03/13 → 06/19	APS116	Intake pressure sensor	A3	OE 13627804742
			MWSS156	ABS sensor	D1	OE 34526791225; Position: rear axle left and right
			MWSS157	ABS sensor	D1	OE 34526791226; Position: rear axle left and right
			SPA186	Coolant temperature sensor	E3	OE 13627797957
4 Coupé (F32, F82)						
420 d	135	07/13 → 02/15	SAC123	Camshaft sensor	B2	OE 13627803093
			SAG288	Crankshaft sensor	B3	OE 13627805188
			MWSS154	ABS sensor	D1	OE 34526791223; Position: front axle left and right
			MWSS155	ABS sensor	D1	OE 34526791224; Position: front axle left and right
			MWSS156	ABS sensor	D1	OE 34526791225; Position: rear axle left and right
			MWSS157	ABS sensor	D1	OE 34526791226; Position: rear axle left and right
	140	03/15 →	SPA186	Coolant temperature sensor	E3	OE 13627797957
			SAC116	Camshaft sensor	B2	OE 12728523317
			MWSS154	ABS sensor	D1	OE 34526791223; Position: front axle left and right
			MWSS155	ABS sensor	D1	OE 34526791224; Position: front axle left and right
			MWSS156	ABS sensor	D1	OE 34526791225; Position: rear axle left and right
			MWSS157	ABS sensor	D1	OE 34526791226; Position: rear axle left and right
M4	317	03/14 →	SAC116	Camshaft sensor	B2	OE 12728523317
4 Gran Coupe (F36)						
420 d	140	03/15 →	SAC116	Camshaft sensor	B2	OE 12728523317
			MWSS154	ABS sensor	D1	OE 34526791223; Position: front axle left and right
			MWSS155	ABS sensor	D1	OE 34526791224; Position: front axle left and right
			MWSS156	ABS sensor	D1	OE 34526791225; Position: rear axle left and right
			MWSS157	ABS sensor	D1	OE 34526791226; Position: rear axle left and right

	kW			DESCRIPTION	TYPE	
BMW						
5 (E12)						
528 i	130	03/77 → 09/79	SPA131	Coolant temperature sensor	E3	OE 13621357414
	135	08/79 → 06/81	SPA131	Coolant temperature sensor	E3	OE 13621357414
M535 i	160	04/80 → 05/81	SPA131	Coolant temperature sensor	E3	OE 13621357414
5 (E28)						
518 i	77	05/81 → 12/87	SPA131	Coolant temperature sensor	E3	OE 13621357414
	75	05/81 → 12/87	SPA131	Coolant temperature sensor	E3	OE 13621357414
520 i	92	06/81 → 12/87	SPA131	Coolant temperature sensor	E3	OE 13621357414
			SVF010	Throttle position sensors	A2	OE 1710559
			SAG073	Crankshaft sensor	B3	OE 1713007
	95	08/85 → 12/87	SPA131	Coolant temperature sensor	E3	OE 13621357414
			SAG073	Crankshaft sensor	B3	OE 1713007
524 d	63	03/86 → 12/87	SAG032	Crankshaft sensor	B3	OE 1274644
524 td	85	09/83 → 12/87	SAG032	Crankshaft sensor	B3	OE 1274644
			SPA121	Coolant temperature sensor	E3	OE 12621288156
525 e	90	09/81 → 12/87	SAG045	Crankshaft sensor	B3	OE 1279695
			SAG073	Crankshaft sensor	B3	OE 1713007
			SPA131	Coolant temperature sensor	E3	OE 13621357414
	92	05/83 → 12/87	SAG045	Crankshaft sensor	B3	OE 1279695
			SAG073	Crankshaft sensor	B3	OE 1713007
			SPA131	Coolant temperature sensor	E3	OE 13621357414
	95	12/84 → 12/87	SAG045	Crankshaft sensor	B3	OE 1279695
			SAG073	Crankshaft sensor	B3	OE 1713007
			SPA131	Coolant temperature sensor	E3	OE 13621357414
525 i	110	06/81 → 12/87	SPA131	Coolant temperature sensor	E3	OE 13621357414
528 i	135	06/81 → 12/87	SPA131	Coolant temperature sensor	E3	OE 13621357414
535 i	162	01/85 → 12/87	SAG032	Crankshaft sensor	B3	OE 1274644
535 i, M 535 i	136	01/85 → 12/87	SAG032	Crankshaft sensor	B3	OE 1274644
	141	01/85 → 12/87	SAG032	Crankshaft sensor	B3	OE 1274644
M5	210	08/85 → 12/87	SAG032	Crankshaft sensor	B3	OE 1274644
			SPA131	Coolant temperature sensor	E3	OE 13621357414
5 (E34)						
518 i	85	05/94 → 08/95	SAC050	Camshaft sensor	B2	OE 1247219
			SAG062	Crankshaft sensor	B3	OE 1727554
			SAG073	Crankshaft sensor	B3	OE 1713007
			SAG099	Crankshaft sensor	B3	OE 1247218
	83	09/89 → 04/94	SVF012	Throttle position sensors	A2	OE 13541717603
SAG062			Crankshaft sensor	B3	OE 1727554	
SAG073			Crankshaft sensor	B3	OE 1713007	
520 i	95	06/87 → 09/90	SVF010	Throttle position sensors	A2	OE 1710559
			SAG073	Crankshaft sensor	B3	OE 1713007
520 i 24V	110	04/90 → 08/95	ATS09	Air temperature sensor	A1	OE 1730035
			ATS11	Air temperature sensor	A1	OE 13621725323
			SAC042	Camshaft sensor	B2	OE 1726519
			SAG073	Crankshaft sensor	B3	OE 1713007
			SAG075	Crankshaft sensor	B3	OE 12141730027
			SAG087	Crankshaft sensor	B3	OE 12141726065
			SPA132	Coolant temperature sensor	E3	OE 13621730034
524 td	85	03/88 → 08/91	SPA121	Coolant temperature sensor	E3	OE 12621288156
525 i	125	02/88 → 08/90	SVF010	Throttle position sensors	A2	OE 1710559
			SAG073	Crankshaft sensor	B3	OE 1713007
525 i 24V	141	03/90 → 12/95	ATS11	Air temperature sensor	A1	OE 13621725323
			SAC042	Camshaft sensor	B2	OE 1726519
			SAG073	Crankshaft sensor	B3	OE 1713007
			SAG087	Crankshaft sensor	B3	OE 12141726065

	KW			DESCRIPTION	TYPE	
BMW						
5 (E34)						
525 iX 24V	141	10/91 → 08/95	ATS11	Air temperature sensor	A1	OE 13621725323
			SAC042	Camshaft sensor	B2	OE 1726519
			SAG073	Crankshaft sensor	B3	OE 1713007
			SAG087	Crankshaft sensor	B3	OE 12141726065
525 td	85	03/93 → 08/95	APS42	Intake pressure sensor	A3	OE 13622244674
525 tds	105	09/91 → 08/95	APS42	Intake pressure sensor	A3	OE 13622244674
			SPA121	Coolant temperature sensor	E3	OE 12621288156
530 i V8	160	09/92 → 12/95	ATS11	Air temperature sensor	A1	OE 13621725323
			SAC034	Camshaft sensor	B2	OE 1731886
			SAG073	Crankshaft sensor	B3	OE 1713007
			SPA121	Coolant temperature sensor	E3	OE 12621288156
535 i	155	11/87 → 02/93	SAG073	Crankshaft sensor	B3	OE 1713007
			SPA121	Coolant temperature sensor	E3	OE 12621288156
540 i V8	210	09/92 → 12/95	ATS11	Air temperature sensor	A1	OE 13621725323
			SAC034	Camshaft sensor	B2	OE 1731886
			SAG073	Crankshaft sensor	B3	OE 1713007
			SPA121	Coolant temperature sensor	E3	OE 12621288156
M5	232	09/88 → 03/92	ATS11	Air temperature sensor	A1	OE 13621725323
			SAG073	Crankshaft sensor	B3	OE 1713007
M5 Cat	250	01/92 → 07/95	ATS11	Air temperature sensor	A1	OE 13621725323
			SAG073	Crankshaft sensor	B3	OE 1713007
M5 Cat	232	09/88 → 03/92	ATS11	Air temperature sensor	A1	OE 13621725323
5 (E39)						
520 i	110	01/96 → 06/03	SAG111	Crankshaft sensor	B3	OE 1703277
			SAC076	Camshaft sensor	B2	OE 1435350
			SAG144	Crankshaft sensor	B3	OE 1744492
	125	09/00 → 06/03	SAG151	Crankshaft sensor	B3	OE 12141435351
			SGA113	Oil temperature sensor	E1	OE 13621433076
			SPA112	Coolant temperature sensor	E3	OE 1433077
523 i	125	09/95 → 08/00	SAG111	Crankshaft sensor	B3	OE 1703277
525 d	120	02/00 → 06/03	ATS15	Air temperature sensor	A1	OE 11613449116
			APS30	Intake pressure sensor	A3	OE 13622246977
			APS57	Intake pressure sensor	A3	OE 13327785354
			SAC112	Camshaft sensor	B2	OE 13627794646
			SGA113	Oil temperature sensor	E1	OE 13621433076
			APS132	Fuel pressure sensor	F2	OE 13532247581
525 i	141	09/00 → 06/03	SAC076	Camshaft sensor	B2	OE 1435350
			SAG144	Crankshaft sensor	B3	OE 1744492
			SAG151	Crankshaft sensor	B3	OE 12141435351
			SGA113	Oil temperature sensor	E1	OE 13621433076
SPA112	Coolant temperature sensor	E3	OE 1433077			
525 td	85	01/97 → 06/03	APS42	Intake pressure sensor	A3	OE 13622244674
525 tds	105	01/96 → 06/03	APS42	Intake pressure sensor	A3	OE 13622244674
528 i	142	09/95 → 08/00	SAG111	Crankshaft sensor	B3	OE 1703277
530 d	135	08/98 → 09/00	ATS15	Air temperature sensor	A1	OE 11613449116
			APS30	Intake pressure sensor	A3	OE 13622246977
			APS57	Intake pressure sensor	A3	OE 13327785354
			SAC112	Camshaft sensor	B2	OE 13627794646
			SGA113	Oil temperature sensor	E1	OE 13621433076
			APS132	Fuel pressure sensor	F2	OE 13532247581
	142	09/98 → 06/03	ATS15	Air temperature sensor	A1	OE 11613449116
			APS30	Intake pressure sensor	A3	OE 13622246977
			APS57	Intake pressure sensor	A3	OE 13327785354
			SAC112	Camshaft sensor	B2	OE 13627794646
			SAG111	Crankshaft sensor	B3	OE 1703277
			SGA113	Oil temperature sensor	E1	OE 13621433076

	kW			DESCRIPTION	TYPE	
BMW						
5 (E39)						
530 d	142	09/98 → 06/03	APS132	Fuel pressure sensor	F2	OE 13532247581
530 i	170	09/00 → 06/03	SAC076	Camshaft sensor	B2	OE 1435350
			SAG144	Crankshaft sensor	B3	OE 1744492
			SAG151	Crankshaft sensor	B3	OE 12141435351
			SGA113	Oil temperature sensor	E1	OE 13621433076
			SPA112	Coolant temperature sensor	E3	OE 1433077
5 (E60)						
520 d	120	09/05 → 12/09	APS32	Intake pressure sensor	A3	OE 13617787142
			APS116	Intake pressure sensor	A3	OE 13627804742
			SAC122	Camshaft sensor	B2	OE 13627792256
			SAC123	Camshaft sensor	B2	OE 13627803093
			SAG247	Crankshaft sensor	B3	OE 13627787192
			SAG288	Crankshaft sensor	B3	OE 13627805188
			SGA113	Oil temperature sensor	E1	OE 13621433076
	130	09/07 → 12/09	APS32	Intake pressure sensor	A3	OE 13617787142
			APS116	Intake pressure sensor	A3	OE 13627804742
			SAC122	Camshaft sensor	B2	OE 13627792256
			SAC123	Camshaft sensor	B2	OE 13627803093
			SAG288	Crankshaft sensor	B3	OE 13627805188
			SGA113	Oil temperature sensor	E1	OE 13621433076
			SPA186	Coolant temperature sensor	E3	OE 13627797957
520 i	125	07/03 → 03/10	SAC076	Camshaft sensor	B2	OE 1435350
			SAG144	Crankshaft sensor	B3	OE 1744492
			SAG151	Crankshaft sensor	B3	OE 12141435351
			SGA113	Oil temperature sensor	E1	OE 13621433076
			SPA112	Coolant temperature sensor	E3	OE 1433077
	130	10/04 → 02/07	SAC116	Camshaft sensor	B2	OE 12728523317
			SAG261	Crankshaft sensor	B3	OE 13627561753
			SGA113	Oil temperature sensor	E1	OE 13621433076
			SPA112	Coolant temperature sensor	E3	OE 1433077
			SAC122	Camshaft sensor	B2	OE 13627792256
525 d	130	06/04 → 03/10	SAG247	Crankshaft sensor	B3	OE 13627787192
			SGA113	Oil temperature sensor	E1	OE 13621433076
	145	01/07 → 03/10	SAC122	Camshaft sensor	B2	OE 13627792256
			SAG247	Crankshaft sensor	B3	OE 13627787192
525 i	141	09/03 → 02/05	SAC076	Camshaft sensor	B2	OE 1435350
			SAG144	Crankshaft sensor	B3	OE 1744492
			SAG151	Crankshaft sensor	B3	OE 12141435351
			SGA113	Oil temperature sensor	E1	OE 13621433076
			SPA112	Coolant temperature sensor	E3	OE 1433077
530 d	160	09/02 → 09/05	ATS15	Air temperature sensor	A1	OE 11613449116
			APS32	Intake pressure sensor	A3	OE 13617787142
			SAC112	Camshaft sensor	B2	OE 13627794646
			SAC122	Camshaft sensor	B2	OE 13627792256
			SAG247	Crankshaft sensor	B3	OE 13627787192
			SGA113	Oil temperature sensor	E1	OE 13621433076
	170	09/05 → 03/07	SAC112	Camshaft sensor	B2	OE 13627794646
			SAC122	Camshaft sensor	B2	OE 13627792256
			SAG247	Crankshaft sensor	B3	OE 13627787192
			SGA113	Oil temperature sensor	E1	OE 13621433076
	173	02/07 → 12/09	SAC122	Camshaft sensor	B2	OE 13627792256
			SAG247	Crankshaft sensor	B3	OE 13627787192
			SGA113	Oil temperature sensor	E1	OE 13621433076

	KW			DESCRIPTION	TYPE	
BMW						
5 (E60)						
530 i	170	12/01 → 02/05	SAC076	Camshaft sensor	B2	OE 1435350
			SAG144	Crankshaft sensor	B3	OE 1744492
			SAG151	Crankshaft sensor	B3	OE 12141435351
			SGA113	Oil temperature sensor	E1	OE 13621433076
			SPA112	Coolant temperature sensor	E3	OE 1433077
535 d	200	09/04 → 03/10	SAC122	Camshaft sensor	B2	OE 13627792256
			SAG247	Crankshaft sensor	B3	OE 13627787192
			SGA113	Oil temperature sensor	E1	OE 13621433076
5 (F10)						
520 d	135	06/10 → 06/14	APS116	Intake pressure sensor	A3	OE 13627804742
			SAC123	Camshaft sensor	B2	OE 13627803093
			SAG288	Crankshaft sensor	B3	OE 13627805188
			SPA186	Coolant temperature sensor	E3	OE 13627797957
525 d	160	09/11 → 10/16	SAC116	Camshaft sensor	B2	OE 12728523317
			SPA186	Coolant temperature sensor	E3	OE 13627797957
			APS116	Intake pressure sensor	A3	OE 13627804742
			SAC123	Camshaft sensor	B2	OE 13627803093
530 d	190	09/11 → 10/16	SAG288	Crankshaft sensor	B3	OE 13627805188
			SPA186	Coolant temperature sensor	E3	OE 13627797957
			APS116	Intake pressure sensor	A3	OE 13627804742
			SAC123	Camshaft sensor	B2	OE 13627803093
530 d xDrive	190	03/11 → 10/16	SPA186	Coolant temperature sensor	E3	OE 13627797957
			APS116	Intake pressure sensor	A3	OE 13627804742
			SAC123	Camshaft sensor	B2	OE 13627803093
			SPA186	Coolant temperature sensor	E3	OE 13627797957
5 Gran Turismo (F07)						
530 d	180	08/09 → 06/12	APS116	Intake pressure sensor	A3	OE 13627804742
			SAC123	Camshaft sensor	B2	OE 13627803093
			SPA186	Coolant temperature sensor	E3	OE 13627797957
5 Touring (E34)						
518 g	85	02/96 → 07/96	SAC050	Camshaft sensor	B2	OE 1247219
			SAG073	Crankshaft sensor	B3	OE 1713007
			SAG099	Crankshaft sensor	B3	OE 1247218
518 i	83	04/93 → 04/94	SAG062	Crankshaft sensor	B3	OE 1727554
			SAG073	Crankshaft sensor	B3	OE 1713007
			SAC050	Camshaft sensor	B2	OE 1247219
520 i	110	07/91 → 07/96	SAG073	Crankshaft sensor	B3	OE 1713007
			SAG075	Crankshaft sensor	B3	OE 12141730027
			SAG087	Crankshaft sensor	B3	OE 12141726065
			SPA132	Coolant temperature sensor	E3	OE 13621730034
			ATS09	Air temperature sensor	A1	OE 1730035
			ATS11	Air temperature sensor	A1	OE 13621725323
525 i	141	07/91 → 07/96	SAC042	Camshaft sensor	B2	OE 1726519
			SAG073	Crankshaft sensor	B3	OE 1713007
			SAG087	Crankshaft sensor	B3	OE 12141726065

	kW			DESCRIPTION	TYPE	
BMW						
5 Touring (E34)						
525 ix	141	01/92 → 03/96	ATS11	Air temperature sensor	A1	OE 13621725323
			SAC042	Camshaft sensor	B2	OE 1726519
			SAG073	Crankshaft sensor	B3	OE 1713007
			SAG087	Crankshaft sensor	B3	OE 12141726065
525 td	85	03/93 → 07/96	APS42	Intake pressure sensor	A3	OE 13622244674
			SPA121	Coolant temperature sensor	E3	OE 12621288156
525 tds	105	12/91 → 07/96	APS42	Intake pressure sensor	A3	OE 13622244674
			SPA121	Coolant temperature sensor	E3	OE 12621288156
530 i	160	09/92 → 07/96	ATS11	Air temperature sensor	A1	OE 13621725323
			SAC034	Camshaft sensor	B2	OE 1731886
			SAG073	Crankshaft sensor	B3	OE 1713007
			SPA121	Coolant temperature sensor	E3	OE 12621288156
540 i	210	09/93 → 07/96	ATS11	Air temperature sensor	A1	OE 13621725323
			SAC034	Camshaft sensor	B2	OE 1731886
			SAG073	Crankshaft sensor	B3	OE 1713007
			SPA121	Coolant temperature sensor	E3	OE 12621288156
M5	250	04/92 → 07/95	ATS11	Air temperature sensor	A1	OE 13621725323
			SAG073	Crankshaft sensor	B3	OE 1713007
5 Touring (E39)						
520 i	110	03/97 → 08/01	SAG111	Crankshaft sensor	B3	OE 1703277
			SAC076	Camshaft sensor	B2	OE 1435350
	125	09/00 → 12/03	SAG144	Crankshaft sensor	B3	OE 1744492
			SAG151	Crankshaft sensor	B3	OE 12141435351
			SGA113	Oil temperature sensor	E1	OE 13621433076
			SPA112	Coolant temperature sensor	E3	OE 1433077
	03/97 → 08/00	SAG111	Crankshaft sensor	B3	OE 1703277	
525 d	120	02/00 → 05/04	ATS15	Air temperature sensor	A1	OE 11613449116
			APS30	Intake pressure sensor	A3	OE 13622246977
			APS57	Intake pressure sensor	A3	OE 13327785354
			SAC112	Camshaft sensor	B2	OE 13627794646
			SGA113	Oil temperature sensor	E1	OE 13621433076
			APS132	Fuel pressure sensor	F2	OE 13532247581
525 i	141	09/00 → 05/04	SAC076	Camshaft sensor	B2	OE 1435350
			SAG144	Crankshaft sensor	B3	OE 1744492
			SAG151	Crankshaft sensor	B3	OE 12141435351
			SGA113	Oil temperature sensor	E1	OE 13621433076
		SPA112	Coolant temperature sensor	E3	OE 1433077	
525 tds	105	03/97 → 05/04	APS42	Intake pressure sensor	A3	OE 13622244674
530 d	135	08/98 → 09/00	ATS15	Air temperature sensor	A1	OE 11613449116
			APS30	Intake pressure sensor	A3	OE 13622246977
			APS57	Intake pressure sensor	A3	OE 13327785354
			SAC112	Camshaft sensor	B2	OE 13627794646
			SGA113	Oil temperature sensor	E1	OE 13621433076
			APS132	Fuel pressure sensor	F2	OE 13532247581
	142	09/00 → 05/04	ATS15	Air temperature sensor	A1	OE 11613449116
			APS30	Intake pressure sensor	A3	OE 13622246977
			APS57	Intake pressure sensor	A3	OE 13327785354
			SAC112	Camshaft sensor	B2	OE 13627794646
		SGA113	Oil temperature sensor	E1	OE 13621433076	
		APS132	Fuel pressure sensor	F2	OE 13532247581	
5 Touring (E61)						
520 d	120	04/05 → 05/10	APS32	Intake pressure sensor	A3	OE 13617787142
			APS116	Intake pressure sensor	A3	OE 13627804742
			SAC122	Camshaft sensor	B2	OE 13627792256
			SAC123	Camshaft sensor	B2	OE 13627803093

	KW			DESCRIPTION	TYPE	
BMW						
5 Touring (E61)						
520 d	120	04/05 → 05/10	SAG247	Crankshaft sensor	B3	OE 13627787192
			SAG288	Crankshaft sensor	B3	OE 13627805188
			SGA113	Oil temperature sensor	E1	OE 13621433076
			SPA186	Coolant temperature sensor	E3	OE 13627797957
	130	09/07 → 05/10	APS116	Intake pressure sensor	A3	OE 13627804742
			SAC122	Camshaft sensor	B2	OE 13627792256
			SAC123	Camshaft sensor	B2	OE 13627803093
			SAG288	Crankshaft sensor	B3	OE 13627805188
525 d	130	03/04 → 03/07	SPA186	Coolant temperature sensor	E3	OE 13627797957
			SAC122	Camshaft sensor	B2	OE 13627792256
			SAG247	Crankshaft sensor	B3	OE 13627787192
			SGA113	Oil temperature sensor	E1	OE 13621433076
	145	03/07 → 05/10	SAC122	Camshaft sensor	B2	OE 13627792256
			SAG247	Crankshaft sensor	B3	OE 13627787192
			SGA113	Oil temperature sensor	E1	OE 13621433076
			ATS15	Air temperature sensor	A1	OE 11613449116
530 d	160	03/04 → 09/05	APS32	Intake pressure sensor	A3	OE 13617787142
			SAC112	Camshaft sensor	B2	OE 13627794646
			SAG247	Crankshaft sensor	B3	OE 13627787192
			SGA113	Oil temperature sensor	E1	OE 13621433076
	170	02/05 → 02/07	SAC122	Camshaft sensor	B2	OE 13627792256
			SAG247	Crankshaft sensor	B3	OE 13627787192
			SGA113	Oil temperature sensor	E1	OE 13621433076
			SAC122	Camshaft sensor	B2	OE 13627792256
	173	02/07 → 05/10	SAG247	Crankshaft sensor	B3	OE 13627787192
			SGA113	Oil temperature sensor	E1	OE 13621433076
			APS116	Intake pressure sensor	A3	OE 13627804742
			SAC123	Camshaft sensor	B2	OE 13627803093
5 Touring (F11)						
520 d	135	06/10 → 06/14	SAG288	Crankshaft sensor	B3	OE 13627805188
			SPA186	Coolant temperature sensor	E3	OE 13627797957
			SAC116	Camshaft sensor	B2	OE 12728523317
			SPA186	Coolant temperature sensor	E3	OE 13627797957
	140	07/14 → 02/17	APS116	Intake pressure sensor	A3	OE 13627804742
			SAC123	Camshaft sensor	B2	OE 13627803093
525 d	160	09/11 → 02/17	SAG288	Crankshaft sensor	B3	OE 13627805188
			SPA186	Coolant temperature sensor	E3	OE 13627797957
			APS116	Intake pressure sensor	A3	OE 13627804742
			SAC123	Camshaft sensor	B2	OE 13627803093
530 d	190	09/11 → 02/17	SAG288	Crankshaft sensor	B3	OE 13627805188
			SPA186	Coolant temperature sensor	E3	OE 13627797957
			SAC123	Camshaft sensor	B2	OE 13627803093
	180	06/10 → 08/11	APS116	Intake pressure sensor	A3	OE 13627804742
			SAC123	Camshaft sensor	B2	OE 13627803093
			SPA186	Coolant temperature sensor	E3	OE 13627797957
530 d xDrive	190	03/11 → 02/17	APS116	Intake pressure sensor	A3	OE 13627804742
			SAC123	Camshaft sensor	B2	OE 13627803093
			SPA186	Coolant temperature sensor	E3	OE 13627797957
6 (E24)						
628 CSI	135	09/79 → 08/87	SPA131	Coolant temperature sensor	E3	OE 13621357414
	147	10/75 → 12/81	SPA131	Coolant temperature sensor	E3	OE 13621357414
633 CSI	145	09/78 → 08/84	SAG032	Crankshaft sensor	B3	OE 1274644
			SPA131	Coolant temperature sensor	E3	OE 13621357414
635 CSI	160	06/78 → 04/82	SAG032	Crankshaft sensor	B3	OE 1274644
	136	12/84 → 12/86	SAG032	Crankshaft sensor	B3	OE 1274644
	141	12/77 → 04/89	SAG032	Crankshaft sensor	B3	OE 1274644

	kW			DESCRIPTION	TYPE	
BMW						
6 (E24)						
M 635 CSi	210	04/84 → 12/88	SAG032	Crankshaft sensor	B3	OE 1274644
	191	04/86 → 02/89	SAG032	Crankshaft sensor	B3	OE 1274644
6 Coupé (F13)						
640 d	230	09/11 → 10/17	APS116	Intake pressure sensor	A3	OE 13627804742
			SAC123	Camshaft sensor	B2	OE 13627803093
			SPA186	Coolant temperature sensor	E3	OE 13627797957
7 (E23)						
728 i	135	09/77 → 08/86	SPA121	Coolant temperature sensor	E3	OE 12621288156
			SPA131	Coolant temperature sensor	E3	OE 13621357414
730	135	05/77 → 08/79	SPA121	Coolant temperature sensor	E3	OE 12621288156
732 i	145	09/79 → 08/86	SAG032	Crankshaft sensor	B3	OE 1274644
			SPA131	Coolant temperature sensor	E3	OE 13621357414
733 i	145	05/77 → 08/86	SPA121	Coolant temperature sensor	E3	OE 12621288156
			SPA131	Coolant temperature sensor	E3	OE 13621357414
735 i	136	05/84 → 09/86	SAG032	Crankshaft sensor	B3	OE 1274644
			SPA121	Coolant temperature sensor	E3	OE 12621288156
	160	09/82 → 09/86	SAG032	Crankshaft sensor	B3	OE 1274644
			SPA121	Coolant temperature sensor	E3	OE 12621288156
745 i	141	04/85 → 08/86	SAG032	Crankshaft sensor	B3	OE 1274644
			SPA121	Coolant temperature sensor	E3	OE 12621288156
	185	04/80 → 04/83	SPA121	Coolant temperature sensor	E3	OE 12621288156
			SPA131	Coolant temperature sensor	E3	OE 13621357414
745 i	185	05/83 → 08/86	SAG032	Crankshaft sensor	B3	OE 1274644
			SPA121	Coolant temperature sensor	E3	OE 12621288156
7 (E32)						
730 i,iL	145	12/86 → 09/94	SPA121	Coolant temperature sensor	E3	OE 12621288156
	138	07/86 → 03/94	SPA121	Coolant temperature sensor	E3	OE 12621288156
730 i,iL V8	160	04/92 → 09/94	ATS11	Air temperature sensor	A1	OE 13621725323
			SAC034	Camshaft sensor	B2	OE 1731886
			SPA121	Coolant temperature sensor	E3	OE 12621288156
735 i,iL	155	06/86 → 06/92	SPA121	Coolant temperature sensor	E3	OE 12621288156
	162	09/86 → 12/87	SPA121	Coolant temperature sensor	E3	OE 12621288156
740 i,iL V8	210	05/92 → 03/94	ATS11	Air temperature sensor	A1	OE 13621725323
			SAC034	Camshaft sensor	B2	OE 1731886
			SPA121	Coolant temperature sensor	E3	OE 12621288156
750 i,iL V12	220	09/87 → 09/94	ATS08	Air temperature sensor	A1	OE 1718736
			ATS11	Air temperature sensor	A1	OE 13621725323
			SPA121	Coolant temperature sensor	E3	OE 12621288156
7 (E38)						
725 tds	105	04/96 → 11/01	APS42	Intake pressure sensor	A3	OE 13622244674
728 i, iL	142	08/95 → 11/01	SAG111	Crankshaft sensor	B3	OE 1703277
730 i, iL	155	10/94 → 11/01	ATS11	Air temperature sensor	A1	OE 13621725323
			SAC034	Camshaft sensor	B2	OE 1731886
			SPA121	Coolant temperature sensor	E3	OE 12621288156
	160	03/94 → 02/96	ATS11	Air temperature sensor	A1	OE 13621725323
			SAC034	Camshaft sensor	B2	OE 1731886
740 i, iL	210	03/94 → 02/96	SPA121	Coolant temperature sensor	E3	OE 12621288156
			ATS11	Air temperature sensor	A1	OE 13621725323
			SAC034	Camshaft sensor	B2	OE 1731886
7 (E65, E66, E67)						
730 d	160	06/02 → 02/05	ATS15	Air temperature sensor	A1	OE 11613449116
			APS32	Intake pressure sensor	A3	OE 13617787142
			SAC112	Camshaft sensor	B2	OE 13627794646
			SAC122	Camshaft sensor	B2	OE 13627792256

	KW			DESCRIPTION	TYPE	
BMW						
7 (E65, E66, E67)						
730 d	160	06/02 → 02/05	SAG247	Crankshaft sensor	B3	OE 13627787192
			SGA113	Oil temperature sensor	E1	OE 13621433076
730 Ld	170	07/05 → 08/08	SAC122	Camshaft sensor	B2	OE 13627792256
			SAG247	Crankshaft sensor	B3	OE 13627787192
			SGA113	Oil temperature sensor	E1	OE 13621433076
7 (F01, F02, F03, F04)						
730 d	180	09/08 → 06/12	APS116	Intake pressure sensor	A3	OE 13627804742
			SAC123	Camshaft sensor	B2	OE 13627803093
			SPA186	Coolant temperature sensor	E3	OE 13627797957
8 (E31)						
840 Ci	210	03/96 → 06/99	ATS09	Air temperature sensor	A1	OE 1730035
			ATS11	Air temperature sensor	A1	OE 13621725323
			SPA121	Coolant temperature sensor	E3	OE 12621288156
840 i	210	03/93 → 02/96	ATS09	Air temperature sensor	A1	OE 1730035
			ATS11	Air temperature sensor	A1	OE 13621725323
			SAC034	Camshaft sensor	B2	OE 1731886
			SPA121	Coolant temperature sensor	E3	OE 12621288156
850 Ci	240	09/94 → 12/99	ATS11	Air temperature sensor	A1	OE 13621725323
			SPA121	Coolant temperature sensor	E3	OE 12621288156
850 CSI	280	11/92 → 12/96	ATS11	Air temperature sensor	A1	OE 13621725323
			SPA121	Coolant temperature sensor	E3	OE 12621288156
850 i,Ci	220	01/90 → 08/94	ATS11	Air temperature sensor	A1	OE 13621725323
			SPA121	Coolant temperature sensor	E3	OE 12621288156
X1 (E84)						
sDrive 16 d	85	04/12 → 06/15	APS116	Intake pressure sensor	A3	OE 13627804742
			SAC123	Camshaft sensor	B2	OE 13627803093
			SAG288	Crankshaft sensor	B3	OE 13627805188
			SPA186	Coolant temperature sensor	E3	OE 13627797957
sDrive 18 d	105	12/09 → 06/15	APS116	Intake pressure sensor	A3	OE 13627804742
			SAC123	Camshaft sensor	B2	OE 13627803093
			SAG288	Crankshaft sensor	B3	OE 13627805188
			SPA186	Coolant temperature sensor	E3	OE 13627797957
sDrive 18 i	110	03/10 → 06/15	SAC116	Camshaft sensor	B2	OE 12728523317
			SAG236	Crankshaft sensor	B3	OE 12147503140
			SGA113	Oil temperature sensor	E1	OE 13621433076
sDrive 20 d	130	10/09 → 06/15	APS116	Intake pressure sensor	A3	OE 13627804742
			SAC123	Camshaft sensor	B2	OE 13627803093
			SAG288	Crankshaft sensor	B3	OE 13627805188
			SPA186	Coolant temperature sensor	E3	OE 13627797957
xDrive 18 d	105	10/09 → 06/15	APS116	Intake pressure sensor	A3	OE 13627804742
			SAC123	Camshaft sensor	B2	OE 13627803093
			SAG288	Crankshaft sensor	B3	OE 13627805188
			SPA186	Coolant temperature sensor	E3	OE 13627797957
xDrive 20 d	130	09/09 → 06/12	APS116	Intake pressure sensor	A3	OE 13627804742
			SAC123	Camshaft sensor	B2	OE 13627803093
			SAG288	Crankshaft sensor	B3	OE 13627805188
			SPA186	Coolant temperature sensor	E3	OE 13627797957
xDrive 20 d	135	07/12 → 06/15	APS116	Intake pressure sensor	A3	OE 13627804742
			SAC123	Camshaft sensor	B2	OE 13627803093
			SAG288	Crankshaft sensor	B3	OE 13627805188
			SPA186	Coolant temperature sensor	E3	OE 13627797957
xDrive 23 d	150	10/09 → 06/15	APS116	Intake pressure sensor	A3	OE 13627804742
			SAC123	Camshaft sensor	B2	OE 13627803093
			SAG288	Crankshaft sensor	B3	OE 13627805188
			SPA186	Coolant temperature sensor	E3	OE 13627797957

	kW			DESCRIPTION	TYPE	
BMW						
X1 (F48)						
sDrive 18 d	110	07/15 →	SAC116	Camshaft sensor	B2	OE 12728523317
xDrive 20 d	140	07/15 →	SAC116	Camshaft sensor	B2	OE 12728523317
xDrive 20 i	141	07/15 →	SAC116	Camshaft sensor	B2	OE 12728523317
X3 (E83)						
2.0 d	110	09/04 → 08/07	ATS15	Air temperature sensor	A1	OE 11613449116
			APS32	Intake pressure sensor	A3	OE 13617787142
			SAC122	Camshaft sensor	B2	OE 13627792256
			SAG247	Crankshaft sensor	B3	OE 13627787192
			SGA113	Oil temperature sensor	E1	OE 13621433076
3.0 d	150	01/04 → 08/05	SPA112	Coolant temperature sensor	E3	OE 1433077
			ATS15	Air temperature sensor	A1	OE 11613449116
			SAC112	Camshaft sensor	B2	OE 13627794646
			SAG247	Crankshaft sensor	B3	OE 13627787192
			SGA113	Oil temperature sensor	E1	OE 13621433076
3.0 d	160	09/05 → 08/08	SPA112	Coolant temperature sensor	E3	OE 1433077
			SAC122	Camshaft sensor	B2	OE 13627792256
			SAG247	Crankshaft sensor	B3	OE 13627787192
			SGA113	Oil temperature sensor	E1	OE 13621433076
3.0 i xDrive	170	09/03 → 07/06	SPA112	Coolant temperature sensor	E3	OE 1433077
			SAC076	Camshaft sensor	B2	OE 1435350
			SAG144	Crankshaft sensor	B3	OE 1744492
			SAG151	Crankshaft sensor	B3	OE 12141435351
xDrive 20 d	130	09/08 → 08/10	SGA113	Oil temperature sensor	E1	OE 13621433076
			APS116	Intake pressure sensor	A3	OE 13627804742
			SAC123	Camshaft sensor	B2	OE 13627803093
			SAG288	Crankshaft sensor	B3	OE 13627805188
xDrive 20 d	130	09/08 → 08/10	SPA186	Coolant temperature sensor	E3	OE 13627797957
			SAC123	Camshaft sensor	B2	OE 13627803093
			SAG288	Crankshaft sensor	B3	OE 13627805188
			APS116	Intake pressure sensor	A3	OE 13627804742
X3 (F25)						
sDrive 18 d	105	10/12 → 03/14	APS116	Intake pressure sensor	A3	OE 13627804742
			SAC123	Camshaft sensor	B2	OE 13627803093
			SAG288	Crankshaft sensor	B3	OE 13627805188
			SPA186	Coolant temperature sensor	E3	OE 13627797957
sDrive 18 d	110	04/14 → 08/17	SPA186	Coolant temperature sensor	E3	OE 13627797957
			APS116	Intake pressure sensor	A3	OE 13627804742
xDrive 20 d	135	09/10 → 03/14	SAC123	Camshaft sensor	B2	OE 13627803093
			SAG288	Crankshaft sensor	B3	OE 13627805188
			SPA186	Coolant temperature sensor	E3	OE 13627797957
			APS116	Intake pressure sensor	A3	OE 13627804742
xDrive 20 d	140	04/14 → 08/17	SPA186	Coolant temperature sensor	E3	OE 13627797957
			APS116	Intake pressure sensor	A3	OE 13627804742
xDrive 30 d	190	04/11 → 08/17	SAC123	Camshaft sensor	B2	OE 13627803093
			SPA186	Coolant temperature sensor	E3	OE 13627797957
			APS116	Intake pressure sensor	A3	OE 13627804742
xDrive 35 d	230	10/11 → 08/17	SAC123	Camshaft sensor	B2	OE 13627803093
			SPA186	Coolant temperature sensor	E3	OE 13627797957
			APS116	Intake pressure sensor	A3	OE 13627804742
X4 (F26)						
xDrive 20 d	140	04/14 → 03/18	SAC116	Camshaft sensor	B2	OE 12728523317
xDrive 30 d	190	04/14 → 03/18	SAC123	Camshaft sensor	B2	OE 13627803093
X5 (E53)						
3.0 d	135	04/01 → 09/03	APS30	Intake pressure sensor	A3	OE 13622246977
			APS57	Intake pressure sensor	A3	OE 13327785354
			SAC112	Camshaft sensor	B2	OE 13627794646
			SAG144	Crankshaft sensor	B3	OE 1744492
			SPA112	Coolant temperature sensor	E3	OE 1433077
			APS132	Fuel pressure sensor	F2	OE 13532247581




	KW			DESCRIPTION	TYPE	
BMW						
X5 (E53)						
3.0 d	160	10/03 → 09/06	ATS15	Air temperature sensor	A1	OE 11613449116
			APS32	Intake pressure sensor	A3	OE 13617787142
			SAC112	Camshaft sensor	B2	OE 13627794646
			SAG247	Crankshaft sensor	B3	OE 13627787192
			SPA112	Coolant temperature sensor	E3	OE 1433077
3.0 i	170	04/00 → 10/06	SAC076	Camshaft sensor	B2	OE 1435350
			SAG144	Crankshaft sensor	B3	OE 1744492
			SAG151	Crankshaft sensor	B3	OE 12141435351
			SGA113	Oil temperature sensor	E1	OE 13621433076
			SPA112	Coolant temperature sensor	E3	OE 1433077
X5 (E70)						
3.0 d	173	02/07 → 09/08	SAC122	Camshaft sensor	B2	OE 13627792256
			SAG247	Crankshaft sensor	B3	OE 13627787192
			SGA113	Oil temperature sensor	E1	OE 13621433076
3.0 sd	210	10/07 → 09/08	SAC122	Camshaft sensor	B2	OE 13627792256
			SAG247	Crankshaft sensor	B3	OE 13627787192
			SGA113	Oil temperature sensor	E1	OE 13621433076
xDrive 30 d	1800	04/10 → 07/13	APS116	Intake pressure sensor	A3	OE 13627804742
			SAC123	Camshaft sensor	B2	OE 13627803093
			SPA186	Coolant temperature sensor	E3	OE 13627797957
	173	10/08 → 03/10	APS116	Intake pressure sensor	A3	OE 13627804742
			SAC122	Camshaft sensor	B2	OE 13627792256
			SAC123	Camshaft sensor	B2	OE 13627803093
			SAG247	Crankshaft sensor	B3	OE 13627787192
xDrive 35 d	210	10/08 → 07/13	SGA113	Oil temperature sensor	E1	OE 13621433076
			SPA186	Coolant temperature sensor	E3	OE 13627797957
			SAC122	Camshaft sensor	B2	OE 13627792256
xDrive 40 d	225	09/10 → 06/13	SAG247	Crankshaft sensor	B3	OE 13627787192
			APS116	Intake pressure sensor	A3	OE 13627804742
			SAC123	Camshaft sensor	B2	OE 13627803093
			SPA186	Coolant temperature sensor	E3	OE 13627797957
X5 (F15, F85)						
M 50 d	280	12/13 → 07/18	SAC123	Camshaft sensor	B2	OE 13627803093
xDrive 30 d	190	08/13 → 07/18	SAC123	Camshaft sensor	B2	OE 13627803093
xDrive 40 d	230	12/13 → 07/18	SAC123	Camshaft sensor	B2	OE 13627803093
X6 (E71, E72)						
xDrive 30 d	180	04/10 → 07/14	APS116	Intake pressure sensor	A3	OE 13627804742
			SAC123	Camshaft sensor	B2	OE 13627803093
			SPA186	Coolant temperature sensor	E3	OE 13627797957
xDrive 35 d	210	01/08 → 03/10	SAC122	Camshaft sensor	B2	OE 13627792256
			SAG247	Crankshaft sensor	B3	OE 13627787192
			SGA113	Oil temperature sensor	E1	OE 13621433076
xDrive 40 d	225	07/09 → 06/14	APS116	Intake pressure sensor	A3	OE 13627804742
			SAC123	Camshaft sensor	B2	OE 13627803093
			SPA186	Coolant temperature sensor	E3	OE 13627797957
Z1 Roadster						
2.5	125	06/88 → 06/91	SVF010	Throttle position sensors	A2	OE 1710559
			SAG073	Crankshaft sensor	B3	OE 1713007
Z3 Coupé (E36)						
2.8 i	142	07/97 → 06/00	SAG111	Crankshaft sensor	B3	OE 1703277
M	236	02/98 → 06/01	ATS11	Air temperature sensor	A1	OE 13621725323
			SAD005	Knock sensor	B1	OE 12141401238

	kW			DESCRIPTION	TYPE	
BMW						
Z3 Roadster (E36)						
1.8 i	85	10/95 → 10/98	SAC034	Camshaft sensor	B2	OE 1731886
			SAG104	Crankshaft sensor	B3	OE 12141739886
1.9 i	87	07/98 → 01/03	SAG144	Crankshaft sensor	B3	OE 1744492
			SAG151	Crankshaft sensor	B3	OE 12141435351
			SGA113	Oil temperature sensor	E1	OE 13621433076
2.8 i	142	11/96 → 05/00	SAG111	Crankshaft sensor	B3	OE 1703277
M 3.2	236	01/97 → 06/00	ATS11	Air temperature sensor	A1	OE 13621725323
			SAD005	Knock sensor	B1	OE 12141401238
Z4 Roadster (E85)						
2.0 i	110	03/05 → 02/09	SAG151	Crankshaft sensor	B3	OE 12141435351
			SAG236	Crankshaft sensor	B3	OE 12147503140
			SGA113	Oil temperature sensor	E1	OE 13621433076
			SPA112	Coolant temperature sensor	E3	OE 1433077
2.2 i	125	10/03 → 10/05	SAC076	Camshaft sensor	B2	OE 1435350
			SAG144	Crankshaft sensor	B3	OE 1744492
			SAG151	Crankshaft sensor	B3	OE 12141435351
			SGA113	Oil temperature sensor	E1	OE 13621433076
			SPA112	Coolant temperature sensor	E3	OE 1433077
2.5 i	141	02/03 → 12/05	SAC076	Camshaft sensor	B2	OE 1435350
			SAG144	Crankshaft sensor	B3	OE 1744492
			SAG151	Crankshaft sensor	B3	OE 12141435351
			SGA113	Oil temperature sensor	E1	OE 13621433076
3.0 i	170	09/02 → 12/05	SPA112	Coolant temperature sensor	E3	OE 1433077
			SAC076	Camshaft sensor	B2	OE 1435350
			SAG144	Crankshaft sensor	B3	OE 1744492
			SAG151	Crankshaft sensor	B3	OE 12141435351
			SGA113	Oil temperature sensor	E1	OE 13621433076
Z4 Roadster (E89)						
sDrive 20 i	135	09/11 → 08/16	SAC116	Camshaft sensor	B2	OE 12728523317
			SGA113	Oil temperature sensor	E1	OE 13621433076
sDrive 23 i	150	03/09 → 08/11	SAC116	Camshaft sensor	B2	OE 12728523317
			SGA113	Oil temperature sensor	E1	OE 13621433076
CHEVROLET						
ASTRA 2 volumi /Coda spiovente						
2.0	85	08/02 → 12/11	APS95	Intake pressure sensor	A3	OE 12232201
2.0 (08, 48)	100	08/02 → 07/05	APS95	Intake pressure sensor	A3	OE 12232201
			SAC035	Camshaft sensor	B2	OE 90506101
			SAG057	Crankshaft sensor	B3	OE 93243251
ASTRA Tre volumi						
2.0 GL	85	08/02 → 12/11	APS95	Intake pressure sensor	A3	OE 12232201
2.0 GLS (69)	100	08/02 → 12/11	APS95	Intake pressure sensor	A3	OE 12232201
			SAC035	Camshaft sensor	B2	OE 90506101
			SAG057	Crankshaft sensor	B3	OE 93243251
AVEO / KALOS 2 volumi /Coda spiovente (T200)						
1.4 16V	69	05/03 → 05/08	SVF013	Throttle position sensors	A2	OE 17087653
			APS88	Intake pressure sensor	A3	OE 25184083
			SAD024	Knock sensor	B1	OE 96253545
			SAG106	Crankshaft sensor	B3	OE 25182450
			SPA115	Coolant temperature sensor	E3	OE 12191170
AVEO / KALOS 2 volumi /Coda spiovente (T250, T255)						
1.2	62	04/08 →	ATS14	Air temperature sensor	A1	OE 96253552
			SVF013	Throttle position sensors	A2	OE 17087653
			SAD024	Knock sensor	B1	OE 96253545

	KW			DESCRIPTION	TYPE			
CHEVROLET								
AVEO / KALOS 2 volumi /Coda spiovente (T250, T255)								
1.2	53	06/06 →	ATS14	Air temperature sensor	A1	OE 96253552		
			SAG210	Crankshaft sensor	B3	OE 96325868		
1.2 LPG	62	04/08 → 12/11	ATS14	Air temperature sensor	A1	OE 96253552		
			SVF013	Throttle position sensors	A2	OE 17087653		
			SAD024	Knock sensor	B1	OE 96253545		
1.4	74	04/08 → 12/11	APS100	Intake pressure sensor	A3	OE 12591290		
		04/08 →	SAG223	Crankshaft sensor	B3	OE 55555806		
			SPA115	Coolant temperature sensor	E3	OE 12191170		
AVEO / KALOS Tre volumi (T250, T255)								
1.4	69	03/05 → 12/07	SVF013	Throttle position sensors	A2	OE 17087653		
			APS88	Intake pressure sensor	A3	OE 25184083		
			SAD024	Knock sensor	B1	OE 96253545		
			SAC051	Camshaft sensor	B2	OE 96253544		
			SAC107	Camshaft sensor	B2	OE 96325867		
			SAG210	Crankshaft sensor	B3	OE 96325868		
			SPA115	Coolant temperature sensor	E3	OE 12191170		
AVEO 2 volumi /Coda spiovente (T300)								
1.2	63	06/11 →	APS100	Intake pressure sensor	A3	OE 12591290		
		03/11 →	SAC109	Camshaft sensor	B2	OE 1237183		
		06/11 →	SA1103	Oil pressure switches	F1	OE 55354325		
CAMARO								
3.6	224	09/09 → 12/10	SAG229	Crankshaft sensor	B3	OE 12615626		
CAMARO Cabriolet								
3.6	232	01/11 → 10/11	SAG229	Crankshaft sensor	B3	OE 12615626		
CAPTIVA (C100, C140)								
2.0 D	110	09/07 →	APS65	Intake pressure sensor	A3	OE 96482570		
			APS134	Fuel pressure sensor	F2			
2.0 D 4WD	93	10/06 →	APS134	Fuel pressure sensor	F2			
	110	10/06 →	APS134	Fuel pressure sensor	F2			
2.2 D	120	03/11 →	APS82	Intake pressure sensor	A3	OE 55568176		
			SPA103	Coolant temperature sensor	E3	OE 12566778		
2.2 D 4WD	135	03/11 →	APS82	Intake pressure sensor	A3	OE 55568176		
			SPA103	Coolant temperature sensor	E3	OE 12566778		
2.4	123	03/11 →	SAG231	Crankshaft sensor	B3	OE 12588992		
			100	06/06 →	SAC036	Camshaft sensor	B2	OE 10456506
				SAG051	Crankshaft sensor	B3	OE 10456515	
2.4 4WD	123	03/11 →	SAG231	Crankshaft sensor	B3	OE 12588992		
			100	06/06 →	SAC036	Camshaft sensor	B2	OE 10456506
				SAG051	Crankshaft sensor	B3	OE 10456515	
2.4 LPG	100	01/07 →	SAC036	Camshaft sensor	B2	OE 10456506		
			SAG051	Crankshaft sensor	B3	OE 10456515		
2.4 LPG 4WD	100	01/07 →	SAC036	Camshaft sensor	B2	OE 10456506		
			SAG051	Crankshaft sensor	B3	OE 10456515		
3.0 4WD	190	11/10 → 09/18	SAG229	Crankshaft sensor	B3	OE 12615626		
	197	01/12 →	SAG229	Crankshaft sensor	B3	OE 12615626		
3.0 Flexfuel	197	01/11 →	SAG229	Crankshaft sensor	B3	OE 12615626		
3.0 Flexfuel 4WD	197	01/11 →	SAG229	Crankshaft sensor	B3	OE 12615626		
3.2 4WD	169	06/06 →	SAD004	Knock sensor	B1			
		10/06 → 02/11	SAG224	Crankshaft sensor	B3	OE 12590991		
CELTA								
1.0 LS (08, 48)	52	08/02 →	APS95	Intake pressure sensor	A3	OE 12232201		
COBALT								
2.2	108	09/06 →	SAG231	Crankshaft sensor	B3	OE 12588992		
CORSA 2 volumi /Coda spiovente								
1.8 Flex	84	08/02 → 08/05	APS95	Intake pressure sensor	A3	OE 12232201		

	kw			DESCRIPTION	TYPE	
CHEVROLET						
CORSA Tre volumi						
1.8 Flex	84	08/02 →	APS95	Intake pressure sensor	A3	OE 12232201
CRUZE (J300)						
1.6	83	05/09 →	APS84	Intake pressure sensor	A3	OE 55563375
			SPA115	Coolant temperature sensor	E3	OE 12191170
			SAA103	Oil pressure switches	F1	OE 55354325
2.0 CDI	120	08/10 →	ATS20	Intake pressure sensor	A3	OE 1235029
		10/10 →	APS82	Intake pressure sensor	A3	OE 55568176
		08/10 →	SPA103	Coolant temperature sensor	E3	OE 12566778
CRUZE 2 volumi /Coda spiovente (J305)						
1.6	91	06/11 →	APS84	Intake pressure sensor	A3	OE 55563375
2.0 CDI	120	06/11 →	ATS20	Intake pressure sensor	A3	OE 1235029
		07/11 →	APS82	Intake pressure sensor	A3	OE 55568176
		06/11 →	SPA103	Coolant temperature sensor	E3	OE 12566778
EPICA (KL1_)						
2.0	98	01/05 → 12/06	SAC036	Camshaft sensor	B2	OE 10456506
	94	01/05 → 12/06	SAC036	Camshaft sensor	B2	OE 10456506
2.0 D	110	01/07 →	APS134	Fuel pressure sensor	F2	
EVANDA						
2.0	96	03/05 →	SAC036	Camshaft sensor	B2	OE 10456506
HHR						
2.2	108	09/06 → 12/11	SAG231	Crankshaft sensor	B3	OE 12588992
2.4	125	10/07 → 12/11	SAG231	Crankshaft sensor	B3	OE 12588992
	128	01/06 → 12/11	SAG231	Crankshaft sensor	B3	OE 12588992
LACETTI (J200)						
1.4 16V	70	03/05 →	ATS14	Air temperature sensor	A1	OE 96253552
			SVF013	Throttle position sensors	A2	OE 17087653
			APS65	Intake pressure sensor	A3	OE 96482570
			SAD024	Knock sensor	B1	OE 96253545
			SAC051	Camshaft sensor	B2	OE 96253544
			SAG106	Crankshaft sensor	B3	OE 25182450
			SPA115	Coolant temperature sensor	E3	OE 12191170
1.6	80	03/05 →	ATS14	Air temperature sensor	A1	OE 96253552
			APS65	Intake pressure sensor	A3	OE 96482570
			SAD024	Knock sensor	B1	OE 96253545
			SAC051	Camshaft sensor	B2	OE 96253544
			SAG106	Crankshaft sensor	B3	OE 25182450
1.8	90	03/05 →	SPA115	Coolant temperature sensor	E3	OE 12191170
1.8	90	03/05 →	SAC036	Camshaft sensor	B2	OE 10456506
LANOS Tre volumi						
1.6 16V	78	11/05 →	SAD009	Knock sensor	B1	OE 96253615
MATIZ (M200, M250)						
0.8	38	03/05 → 12/13	ATS14	Air temperature sensor	A1	OE 96253552
			APS88	Intake pressure sensor	A3	OE 25184083
			SAD024	Knock sensor	B1	OE 96253545
			SAC107	Camshaft sensor	B2	OE 96325867
			SAG210	Crankshaft sensor	B3	OE 96325868
			SPA115	Coolant temperature sensor	E3	OE 12191170
			0.8 LPG	38	03/05 →	ATS14
APS88	Intake pressure sensor	A3				OE 25184083
SAD024	Knock sensor	B1				OE 96253545
SAC107	Camshaft sensor	B2				OE 96325867
SAG210	Crankshaft sensor	B3				OE 96325868
1.0	47	03/05 → 12/07	ATS14	Air temperature sensor	A1	OE 96253552
			APS88	Intake pressure sensor	A3	OE 25184083
			SAD024	Knock sensor	B1	OE 96253545

	KW			DESCRIPTION	TYPE	
CHEVROLET						
MATIZ (M200, M250)						
1.0	47	03/05 → 12/07	SAC107	Camshaft sensor	B2	OE 96325867
			SAG210	Crankshaft sensor	B3	OE 96325868
			SPA115	Coolant temperature sensor	E3	OE 12191170
	49	03/05 →	ATS14	Air temperature sensor	A1	OE 96253552
			APS88	Intake pressure sensor	A3	OE 25184083
			SAD024	Knock sensor	B1	OE 96253545
			SAC107	Camshaft sensor	B2	OE 96325867
1.0 LPG	49	03/05 → 03/11	SAG210	Crankshaft sensor	B3	OE 96325868
			SPA115	Coolant temperature sensor	E3	OE 12191170
			ATS14	Air temperature sensor	A1	OE 96253552
			APS88	Intake pressure sensor	A3	OE 25184083
			SAD024	Knock sensor	B1	OE 96253545
			SAC107	Camshaft sensor	B2	OE 96325867
			SAG210	Crankshaft sensor	B3	OE 96325868
NUBIRA Station wagon						
1.8	90	03/05 → 12/09	SAC036	Camshaft sensor	B2	OE 10456506
			SAG051	Crankshaft sensor	B3	OE 10456515
	89	08/05 → 12/11	SAC036	Camshaft sensor	B2	OE 10456506
			SAG051	Crankshaft sensor	B3	OE 10456515
NUBIRA Tre volumi						
1.8	90	03/05 → 12/09	SAC036	Camshaft sensor	B2	OE 10456506
			SAG051	Crankshaft sensor	B3	OE 10456515
ORLANDO (J309)						
1.8	104	02/11 →	APS84	Intake pressure sensor	A3	OE 55563375
			SAG228	Crankshaft sensor	B3	
2.0 D	120	02/11 →	APS82	Intake pressure sensor	A3	OE 55568176
			SPA103	Coolant temperature sensor	E3	OE 12566778
SPARK (M300)						
1.0	50	03/10 →	SVF013	Throttle position sensors	A2	OE 17087653
			APS100	Intake pressure sensor	A3	OE 12591290
			SAD024	Knock sensor	B1	OE 96253545
			SAG210	Crankshaft sensor	B3	OE 96325868
1.0 LPG	50	03/10 →	SVF013	Throttle position sensors	A2	OE 17087653
			APS100	Intake pressure sensor	A3	OE 12591290
			SAD024	Knock sensor	B1	OE 96253545
			SAG210	Crankshaft sensor	B3	OE 96325868
1.2	60	03/10 →	SVF013	Throttle position sensors	A2	OE 17087653
			APS100	Intake pressure sensor	A3	OE 12591290
			SAD024	Knock sensor	B1	OE 96253545
			SAG210	Crankshaft sensor	B3	OE 96325868
TACUMA MPV / Space wagon (U100)						
2.0	89	03/05 →	SAC036	Camshaft sensor	B2	OE 10456506
			SAG051	Crankshaft sensor	B3	OE 10456515
	90	08/05 →	SAC036	Camshaft sensor	B2	OE 10456506
			SAG051	Crankshaft sensor	B3	OE 10456515
TRAVERSE						
3.6	210	09/08 → 08/09	SAG224	Crankshaft sensor	B3	OE 12590991
TRAX						
1.7 TD	96	12/12 →	ATS20	Intake pressure sensor	A3	OE 1235029
			SPA103	Coolant temperature sensor	E3	OE 12566778
VECTRA						
2.0	100	03/96 → 04/98	SAC035	Camshaft sensor	B2	OE 90506101
			SAG057	Crankshaft sensor	B3	OE 93243251
			APS54	Fuel pressure sensor	F2	OE 93232415

	kW			DESCRIPTION	TYPE	
CHEVROLET						
ZAFIRA (F75)						
2.0	89	08/04 → 12/12	SAG093	Crankshaft sensor	B3	
	100	04/01 → 07/12	SAC035	Camshaft sensor	B2	OE 90506101
			SAG057	Crankshaft sensor	B3	OE 93243251
CHRYSLER						
300 C (LX, LE)						
3.0 CRD	160	09/05 → 11/12	SAG023	Crankshaft sensor	B3	OE 5080350AA
			SAG248	Crankshaft sensor	B3	OE 5175763AA
300 C Touring (LX, LE)						
3.0 CRD	160	09/05 → 12/10	SAG023	Crankshaft sensor	B3	OE 5080350AA
			SAG248	Crankshaft sensor	B3	OE 5175763AA
GRAND VOYAGER V (RT)						
2.8 CRD	120	10/07 →	SAC092	Camshaft sensor	B2	OE 05140332AA
		01/13 →	SPS007	Exhaust gas pressure sensor	C2	OE 5146187AD
		10/07 →	SPA103	Coolant temperature sensor	E3	OE 68098532AA
LE BARON Cabriolet						
2.5 i	75	09/86 → 12/93	SPA137	Coolant temperature sensor	E3	OE 5226504
LE BARON Tre volumi						
2.2 i	69	09/89 → 12/94	SPA137	Coolant temperature sensor	E3	OE 5226504
2.5 i	75	01/89 → 12/94	SPA126	Coolant temperature sensor	E3	
			SPA137	Coolant temperature sensor	E3	OE 5226504
PT CRUISER (PT_)						
2.0	104	06/00 → 09/04	SAC030	Camshaft sensor	B2	OE MD327107
			SPA189	Coolant temperature sensor	E3	OE 05269870AB
2.2 CRD	89	03/02 → 12/10	SPA189	Coolant temperature sensor	E3	OE 05269870AB
SARATOGA						
2.5	72	10/89 → 09/91	SPA137	Coolant temperature sensor	E3	OE 5226504
VOYAGER IV (RG, RS)						
2.4	108	02/00 → 12/08	SAD033	Knock sensor	B1	
			SPA189	Coolant temperature sensor	E3	OE 05269870AB
			SAC092	Camshaft sensor	B2	OE 05140332AA
2.5 CRD	105	02/00 → 12/08	SPA103	Coolant temperature sensor	E3	OE 68098532AA
			SPA189	Coolant temperature sensor	E3	OE 05269870AB
2.8 CRD	110	06/04 → 12/08	SAC092	Camshaft sensor	B2	OE 05140332AA
			SPA103	Coolant temperature sensor	E3	OE 68098532AA
			SPA189	Coolant temperature sensor	E3	OE 05269870AB
3.3	128	02/00 → 12/08	SPA189	Coolant temperature sensor	E3	OE 05269870AB
CITROËN						
AX (ZA-_)						
1.4 GTi	66	08/91 → 12/96	SZA102	Coolant temperature sensor	E3	OE 1920C4
	69	06/91 → 12/96	SZA102	Coolant temperature sensor	E3	OE 1920C4
	74	06/91 → 12/92	SZA102	Coolant temperature sensor	E3	OE 1920C4
10	37	07/92 → 12/98	SZA102	Coolant temperature sensor	E3	OE 1920C4
11	44	09/86 → 12/97	SZA102	Coolant temperature sensor	E3	OE 1920C4
14 GT	59	01/89 → 12/91	SZA102	Coolant temperature sensor	E3	OE 1920C4
BERLINGO (B9)						
1.2 PureTech 110	81	02/16 →	SAC125	Camshaft sensor	B2	OE 9688725080
1.6	66	04/08 →	APS77	Intake pressure sensor	A3	OE 1920AJ
			MWSS128	ABS sensor	D1	OE 4545E7; Position: front axle left and right
			MWSS129	ABS sensor	D1	OE 4545E8; Position: rear axle left and right
			SPA161	Coolant temperature sensor	E3	OE 1338F3
			SPA167	Coolant temperature sensor	E3	OE 133897

	KW			DESCRIPTION	TYPE			
CITROËN								
BERLINGO (B9)								
1.6	66	04/08 →	SAA118	Oil pressure switches	F1	OE 1131C5		
1.6 BlueHDi 100	73	12/14 →	SAC124	Camshaft sensor	B2	OE 9677493380		
			SAG270	Crankshaft sensor	B3	OE 9677539480		
		12/14 → 11/15	MWSS128	ABS sensor	D1	OE 4545E7; Position: front axle left and right		
			MWSS129	ABS sensor	D1	OE 4545E8; Position: rear axle left and right		
1.6 BlueHDi 120	88	12/14 →	SAC124	Camshaft sensor	B2	OE 9677493380		
			SAG270	Crankshaft sensor	B3	OE 9677539480		
		12/14 → 11/15	MWSS128	ABS sensor	D1	OE 4545E7; Position: front axle left and right		
			MWSS129	ABS sensor	D1	OE 4545E8; Position: rear axle left and right		
1.6 HDi 110	80	04/08 →	ATS22	Air temperature sensor	A1	OE 1920GF		
			APS38	Intake pressure sensor	A3	OE 1920CZ		
			SAC096	Camshaft sensor	B2	OE 19207V		
			SAG167	Crankshaft sensor	B3	OE 1920PW		
			SPS008	Exhaust gas pressure sensor	C2	OE 1618LP		
			MWSS128	ABS sensor	D1	OE 4545E7; Position: front axle left and right		
			MWSS129	ABS sensor	D1	OE 4545E8; Position: rear axle left and right		
			SPA172	Coolant temperature sensor	E3	OE 1338C1		
		SAA118	Oil pressure switches	F1	OE 1131C5			
		07/10 →	APS123	Intake pressure sensor	A3	OE 1920QR		
			SAG167	Crankshaft sensor	B3	OE 1920PW		
			SAG270	Crankshaft sensor	B3	OE 9677539480		
			SPS008	Exhaust gas pressure sensor	C2	OE 1618LP		
			07/10 → 12/12	MWSS128	ABS sensor	D1	OE 4545E7; Position: front axle left and right	
MWSS129	ABS sensor			D1	OE 4545E8; Position: rear axle left and right			
07/10 →	SPA172	Coolant temperature sensor	E3	OE 1338C1				
	SAA118	Oil pressure switches	F1	OE 1131C5				
1.6 HDi 115	84	07/10 →	APS123	Intake pressure sensor	A3	OE 1920QR		
			SAG270	Crankshaft sensor	B3	OE 9677539480		
			SPS008	Exhaust gas pressure sensor	C2	OE 1618LP		
		03/12 →	MWSS128	ABS sensor	D1	OE 4545E7; Position: front axle left and right		
	MWSS129		ABS sensor	D1	OE 4545E8; Position: rear axle left and right			
	07/10 →	SPA172	Coolant temperature sensor	E3	OE 1338C1			
	1.6 HDi 75 / BlueHDi 75	55	04/08 →	APS123	Intake pressure sensor	A3	OE 1920QR	
SAC124				Camshaft sensor	B2	OE 9677493380		
SAG270				Crankshaft sensor	B3	OE 9677539480		
SPS008				Exhaust gas pressure sensor	C2	OE 1618LP		
04/08 → 11/15			MWSS128	ABS sensor	D1	OE 4545E7; Position: front axle left and right		
			MWSS129	ABS sensor	D1	OE 4545E8; Position: rear axle left and right		
1.6 HDi 90			68	07/10 →	APS123	Intake pressure sensor	A3	OE 1920QR
					SAC099	Camshaft sensor	B2	OE 1920QZ
	SAG167	Crankshaft sensor			B3	OE 1920PW		
	SAG270	Crankshaft sensor			B3	OE 9677539480		
	SPS008	Exhaust gas pressure sensor			C2	OE 1618LP		

	kW			DESCRIPTION	TYPE	
CITROËN						
BERLINGO (B9)						
1.6 HDi 90	68	10/10 →	MWSS128	ABS sensor	D1	OE 4545E7; Position: front axle left and right
			MWSS129	ABS sensor	D1	OE 4545E8; Position: rear axle left and right
	66	04/08 →	SPA172	Coolant temperature sensor	E3	OE 1338C1
			ATS22	Air temperature sensor	A1	OE 1920GF
			APS38	Intake pressure sensor	A3	OE 1920CZ
			SAC096	Camshaft sensor	B2	OE 19207V
			SAG167	Crankshaft sensor	B3	OE 1920PW
			MWSS128	ABS sensor	D1	OE 4545E7; Position: front axle left and right
			MWSS129	ABS sensor	D1	OE 4545E8; Position: rear axle left and right
			SPA172	Coolant temperature sensor	E3	OE 1338C1
SAA118			Oil pressure switches	F1	OE 1131C5	
APS138			Fuel pressure sensor	F2		
1.6 VTi 120	88	11/09 →	APS71	Intake pressure sensor	A3	OE 1920LW
			APS77	Intake pressure sensor	A3	OE 1920AJ
			SAC072	Camshaft sensor	B2	OE 1920LS
			SAG261	Crankshaft sensor	B3	OE 1920LR
			MWSS128	ABS sensor	D1	OE 4545E7; Position: front axle left and right
			MWSS129	ABS sensor	D1	OE 4545E8; Position: rear axle left and right
			SPA161	Coolant temperature sensor	E3	OE 1338F3
1.6 VTi 95	72	07/10 →	SAC072	Camshaft sensor	B2	OE 1920LS
			MWSS128	ABS sensor	D1	OE 4545E7; Position: front axle left and right
			MWSS129	ABS sensor	D1	OE 4545E8; Position: rear axle left and right
			SPA161	Coolant temperature sensor	E3	OE 1338F3
BERLINGO / BERLINGO FIRST Furgonato (M.)						
1.6 HDI 75 (MB9HW)	55	07/05 → 12/11	ATS22	Air temperature sensor	A1	OE 1920GF
			APS38	Intake pressure sensor	A3	OE 1920CZ
			SAC096	Camshaft sensor	B2	OE 19207V
			SAG028	Crankshaft sensor	B3	OE 616070
			SAG167	Crankshaft sensor	B3	OE 1920PW
			SAG270	Crankshaft sensor	B3	OE 9677539480
			MWSS145	ABS sensor	D1	OE 4545C9; Position: left rear
			MWSS146	ABS sensor	D1	OE 4545E6; Position: right rear
			MWSS147	ABS sensor	D1	OE 4545C8; Position: front axle left and right
			SPA172	Coolant temperature sensor	E3	OE 1338C1
			SAA118	Oil pressure switches	F1	OE 1131C5
APS138	Fuel pressure sensor	F2				
1.6 HDI 90 (MB9HX, MC9HX)	66	07/05 → 12/11	ATS22	Air temperature sensor	A1	OE 1920GF
			APS38	Intake pressure sensor	A3	OE 1920CZ
			SAC096	Camshaft sensor	B2	OE 19207V
			SAG028	Crankshaft sensor	B3	OE 616070
			SAG167	Crankshaft sensor	B3	OE 1920PW
			MWSS145	ABS sensor	D1	OE 4545C9; Position: left rear
			MWSS146	ABS sensor	D1	OE 4545E6; Position: right rear
			MWSS147	ABS sensor	D1	OE 4545C8; Position: front axle left and right
			SPA172	Coolant temperature sensor	E3	OE 1338C1

	KW			DESCRIPTION	TYPE		
CITROËN							
BERLINGO / BERLINGO FIRST Furgonato (M.)							
1.6 HDI 90 (MB9HX, MC9HX)	66	07/05 → 12/11	SAA118	Oil pressure switches	F1	OE 1131C5	
			APS138	Fuel pressure sensor	F2		
1.9 D 70 (MBWJZ, MCWJZ)	51	04/99 → 12/11	SAG027	Crankshaft sensor	B3	OE 2576083A	
			SAG028	Crankshaft sensor	B3	OE 616070	
			SAG150	Crankshaft sensor	B3	OE 1920E2	
		09/00 → 10/02	SAG202	Crankshaft sensor	B3	OE 192085	
		12/04 → 12/11	MWSS145	ABS sensor	D1	OE 4545C9; Position: left rear	
		08/05 → 04/08	MWSS146	ABS sensor	D1	OE 4545E6; Position: right rear	
		12/04 → 04/08	MWSS147	ABS sensor	D1	OE 4545C8; Position: front axle left and right	
2.0 HDI 90 (MBRHY, MCRHY)	66	12/99 → 12/11	SPA107	Coolant temperature sensor	E3	OE 1338.A7	
			SAA118	Oil pressure switches	F1	OE 1131C5	
			SAC096	Camshaft sensor	B2	OE 19207V	
		12/99 → 10/02	SAG202	Crankshaft sensor	B3	OE 192085	
		11/02 → 12/11	SAG217	Crankshaft sensor	B3	OE 1920EN	
		12/04 → 12/11	MWSS145	ABS sensor	D1	OE 4545C9; Position: left rear	
			MWSS146	ABS sensor	D1	OE 4545E6; Position: right rear	
			MWSS147	ABS sensor	D1	OE 4545C8; Position: front axle left and right	
		12/99 → 12/11	SPA167	Coolant temperature sensor	E3	OE 133897	
			SPA172	Coolant temperature sensor	E3	OE 1338C1	
	SAA118	Oil pressure switches	F1	OE 1131C5			
BERLINGO / BERLINGO FIRST MPV / Space wagon (MF, GJK, GFK)							
1.6 16V (MFNFU)	80	10/00 → 12/11	APS77	Intake pressure sensor	A3	OE 1920AJ	
			SAD030	Knock sensor	B1	OE 594628	
			SAG028	Crankshaft sensor	B3	OE 616070	
		10/00 → 10/02	SAG126	Crankshaft sensor	B3	OE 19207P	
		11/02 → 12/11	SAG164	Crankshaft sensor	B3	OE 1920AW	
		12/04 → 12/11	MWSS145	ABS sensor	D1	OE 4545C9; Position: left rear	
		08/05 → 04/08	MWSS146	ABS sensor	D1	OE 4545E6; Position: right rear	
		12/04 → 04/08	MWSS147	ABS sensor	D1	OE 4545C8; Position: front axle left and right	
		10/00 → 12/11	SPA107	Coolant temperature sensor	E3	OE 1338.A7	
			SPA161	Coolant temperature sensor	E3	OE 1338F3	
SPA167	Coolant temperature sensor		E3	OE 133897			
SAA118	Oil pressure switches		F1	OE 1131C5			
1.6 HDI 75 (MF9HW, GJ9HWC, GF9HWC, GN9HWC)	55	07/05 → 12/11	ATS22	Air temperature sensor	A1	OE 1920GF	
			APS38	Intake pressure sensor	A3	OE 1920CZ	
			SAC096	Camshaft sensor	B2	OE 19207V	
			SAG028	Crankshaft sensor	B3	OE 616070	
			SAG167	Crankshaft sensor	B3	OE 1920PW	
			SAG270	Crankshaft sensor	B3	OE 9677539480	
			MWSS145	ABS sensor	D1	OE 4545C9; Position: left rear	
			MWSS146	ABS sensor	D1	OE 4545E6; Position: right rear	
			MWSS147	ABS sensor	D1	OE 4545C8; Position: front axle left and right	
			SPA172	Coolant temperature sensor	E3	OE 1338C1	
SAA118	Oil pressure switches	F1	OE 1131C5				
APS138	Fuel pressure sensor	F2					
1.6 HDI 90 (MF9HX)	66	07/05 → 05/08	ATS22	Air temperature sensor	A1	OE 1920GF	
			APS38	Intake pressure sensor	A3	OE 1920CZ	
			SAC096	Camshaft sensor	B2	OE 19207V	
			SAG028	Crankshaft sensor	B3	OE 616070	

	kW			DESCRIPTION	TYPE	
CITROËN						
BERLINGO / BERLINGO FIRST MPV / Space wagon (MF, GJK, GFK)						
1.6 HDI 90 (MF9HX)	66	07/05 → 05/08	SAG167	Crankshaft sensor	B3	OE 1920PW
			MWSS145	ABS sensor	D1	OE 4545C9; Position: left rear
			MWSS146	ABS sensor	D1	OE 4545E6; Position: right rear
			MWSS147	ABS sensor	D1	OE 4545C8; Position: front axle left and right
			SPA172	Coolant temperature sensor	E3	OE 1338C1
			SAA118	Oil pressure switches	F1	OE 1131C5
			APS138	Fuel pressure sensor	F2	
1.9 D (MFWJZ)	51	07/98 → 10/05	SAG027	Crankshaft sensor	B3	OE 2576083A
			SAG028	Crankshaft sensor	B3	OE 616070
			SAG150	Crankshaft sensor	B3	OE 1920E2
		09/00 → 10/02	SAG202	Crankshaft sensor	B3	OE 19208S
		12/04 → 10/05	MWSS145	ABS sensor	D1	OE 4545C9; Position: left rear
		08/05 → 10/05	MWSS146	ABS sensor	D1	OE 4545E6; Position: right rear
		12/04 → 10/05	MWSS147	ABS sensor	D1	OE 4545C8; Position: front axle left and right
		07/98 → 10/05	SPA107	Coolant temperature sensor	E3	OE 1338.A7
			SAA118	Oil pressure switches	F1	OE 1131C5
		2.0 HDI 90 (MFRHY)	66	12/99 → 10/05	SAC096	Camshaft sensor
SAG027	Crankshaft sensor				B3	OE 2576083A
SAG028	Crankshaft sensor				B3	OE 616070
12/99 → 10/02	SAG202			Crankshaft sensor	B3	OE 19208S
11/02 → 10/05	SAG217			Crankshaft sensor	B3	OE 1920EN
12/04 → 10/05	MWSS145			ABS sensor	D1	OE 4545C9; Position: left rear
08/05 → 10/05	MWSS146			ABS sensor	D1	OE 4545E6; Position: right rear
12/04 → 10/05	MWSS147			ABS sensor	D1	OE 4545C8; Position: front axle left and right
12/99 → 10/05	SPA167			Coolant temperature sensor	E3	OE 133897
	SPA172			Coolant temperature sensor	E3	OE 1338C1
	SAA118	Oil pressure switches	F1	OE 1131C5		
BERLINGO Furgonato (B9)						
1.6 BlueHdi 100	73	12/14 →	SAC124	Camshaft sensor	B2	OE 9677493380
			SAG270	Crankshaft sensor	B3	OE 9677539480
		12/14 → 11/15	MWSS128	ABS sensor	D1	OE 4545E7; Position: front axle left and right
			MWSS129	ABS sensor	D1	OE 4545E8; Position: rear axle left and right
1.6 HDi / BlueHdi 75	55	07/10 →	APS123	Intake pressure sensor	A3	OE 1920QR
			SAC124	Camshaft sensor	B2	OE 9677493380
			SAG270	Crankshaft sensor	B3	OE 9677539480
			SPS008	Exhaust gas pressure sensor	C2	OE 1618LP
		07/10 → 11/15	MWSS128	ABS sensor	D1	OE 4545E7; Position: front axle left and right
			MWSS129	ABS sensor	D1	OE 4545E8; Position: rear axle left and right
1.6 HDi 110	80	04/08 →	ATS22	Air temperature sensor	A1	OE 1920GF
			APS38	Intake pressure sensor	A3	OE 1920CZ
			SAC096	Camshaft sensor	B2	OE 19207V
			SAG167	Crankshaft sensor	B3	OE 1920PW
			SPS008	Exhaust gas pressure sensor	C2	OE 1618LP
			MWSS128	ABS sensor	D1	OE 4545E7; Position: front axle left and right
			MWSS129	ABS sensor	D1	OE 4545E8; Position: rear axle left and right
			SPA172	Coolant temperature sensor	E3	OE 1338C1

	KW			DESCRIPTION	TYPE	
CITROËN						
BERLINGO Furgonato (B9)						
1.6 HDi 110	80	04/08 →	SAA118	Oil pressure switches	F1	OE 1131C5
1.6 HDi 75	55	04/08 →	ATS22	Air temperature sensor	A1	OE 1920GF
			APS38	Intake pressure sensor	A3	OE 1920CZ
			SAC096	Camshaft sensor	B2	OE 19207V
			SAG167	Crankshaft sensor	B3	OE 1920PW
			MWSS128	ABS sensor	D1	OE 4545E7; Position: front axle left and right
			MWSS129	ABS sensor	D1	OE 4545E8; Position: rear axle left and right
1.6 HDi 90	68	07/10 →	APS123	Intake pressure sensor	A3	OE 1920QR
			SAC099	Camshaft sensor	B2	OE 1920QZ
			SAG270	Crankshaft sensor	B3	OE 9677539480
			SPS008	Exhaust gas pressure sensor	C2	OE 1618LP
	10/10 →	MWSS128	ABS sensor	D1	OE 4545E7; Position: front axle left and right	
		MWSS129	ABS sensor	D1	OE 4545E8; Position: rear axle left and right	
	66	07/10 →	SPA172	Coolant temperature sensor	E3	OE 1338C1
			APS123	Intake pressure sensor	A3	OE 1920QR
		07/10 →	SAG270	Crankshaft sensor	B3	OE 9677539480
			SPS008	Exhaust gas pressure sensor	C2	OE 1618LP
07/10 → 11/15		MWSS128	ABS sensor	D1	OE 4545E7; Position: front axle left and right	
		MWSS129	ABS sensor	D1	OE 4545E8; Position: rear axle left and right	
1.6 HDi 90 16V	66	04/08 →	ATS22	Air temperature sensor	A1	OE 1920GF
			APS38	Intake pressure sensor	A3	OE 1920CZ
			SAC096	Camshaft sensor	B2	OE 19207V
			SAG167	Crankshaft sensor	B3	OE 1920PW
			MWSS128	ABS sensor	D1	OE 4545E7; Position: front axle left and right
			MWSS129	ABS sensor	D1	OE 4545E8; Position: rear axle left and right
			SPA172	Coolant temperature sensor	E3	OE 1338C1
			SAA118	Oil pressure switches	F1	OE 1131C5
BERLINGO Pianale piatto/Telaio (B9)						
1.6 BlueHDi 100	73	12/14 →	SAC124	Camshaft sensor	B2	OE 9677493380
			SAG270	Crankshaft sensor	B3	OE 9677539480
		12/14 → 11/15	MWSS128	ABS sensor	D1	OE 4545E7; Position: front axle left and right
			MWSS129	ABS sensor	D1	OE 4545E8; Position: rear axle left and right
1.6 HDi 90 16V	66	04/08 →	APS38	Intake pressure sensor	A3	OE 1920CZ
			SAC096	Camshaft sensor	B2	OE 19207V
		10/08 →	MWSS128	ABS sensor	D1	OE 4545E7; Position: front axle left and right
			MWSS129	ABS sensor	D1	OE 4545E8; Position: rear axle left and right
		04/08 →	SPA172	Coolant temperature sensor	E3	OE 1338C1
			APS123	Intake pressure sensor	A3	OE 1920QR
1.6 HDi 92	68	07/10 →	SAG270	Crankshaft sensor	B3	OE 9677539480

	kW			DESCRIPTION	TYPE	
CITROËN						
BERLINGO Pianale piatto/Telaio (B9)						
1.6 HDi 92	68	06/11 → 11/15	MWSS128	ABS sensor	D1	OE 4545E7; Position: front axle left and right
			MWSS129	ABS sensor	D1	OE 4545E8; Position: rear axle left and right
BX (XB-)						
1.6	85	01/87 → 01/92	SVF010	Throttle position sensors	A2	OE 1628A3
14	55	01/89 → 02/93	SZA102	Coolant temperature sensor	E3	OE 1920C4
16	76	03/86 → 02/93	SVF010	Throttle position sensors	A2	OE 1628A3
16 E	65	05/89 → 02/93	PF90/018	Throttle position sensors	A2	OE 19200F
			SZA102	Coolant temperature sensor	E3	OE 1920C4
19 E	80	06/88 → 02/93	SZA102	Coolant temperature sensor	E3	OE 1920C4
19 GTi	88	06/88 → 02/93	SVF010	Throttle position sensors	A2	OE 1628A3
		07/86 → 02/93	SVF010	Throttle position sensors	A2	OE 1628A3
		10/84 → 06/94	SVF010	Throttle position sensors	A2	OE 1628A3
19 GTi 16V	108	03/88 → 02/93	SVF010	Throttle position sensors	A2	OE 1628A3
	116	09/87 → 12/88	SVF010	Throttle position sensors	A2	OE 1628A3
19 GTi 4x4	88	06/88 → 02/93	SVF010	Throttle position sensors	A2	OE 1628A3
BX Break (XB-)						
1.6	85	01/87 → 01/92	SVF010	Throttle position sensors	A2	OE 1628A3
14	53	01/86 → 02/93	SZA102	Coolant temperature sensor	E3	OE 1920C4
	55	01/89 → 02/93	SZA102	Coolant temperature sensor	E3	OE 1920C4
	47	01/89 → 12/89	SZA102	Coolant temperature sensor	E3	OE 1920C4
16	76	03/86 → 12/94	SVF010	Throttle position sensors	A2	OE 1628A3
	65	05/89 → 12/94	PF90/018	Throttle position sensors	A2	OE 19200F
			SZA102	Coolant temperature sensor	E3	OE 1920C4
19	88	06/88 → 12/94	SVF010	Throttle position sensors	A2	OE 1628A3
	80	06/88 → 12/94	SZA102	Coolant temperature sensor	E3	OE 1920C4
19 4x4	80	10/90 → 05/91	SZA102	Coolant temperature sensor	E3	OE 1920C4
19 Cat (AZE151)	75	07/86 → 12/94	SVF010	Throttle position sensors	A2	OE 1628A3
C1 (PM-, PN-)						
1.0	50	06/05 → 09/14	APS75	Intake pressure sensor	A3	OE 1920KN
			SAD025	Knock sensor	B1	OE 594635
			SAC091	Camshaft sensor	B2	OE 1920HV
			SAG152	Crankshaft sensor	B3	OE 1920HW
			SAG282	Crankshaft sensor	B3	OE 2529S8
	06/05 → 02/12	MWSS015	ABS sensor	D1	OE 4545E1; Position: front axle left and right	
		MWSS016	ABS sensor	D1	OE 4545E2; Position: rear axle left and right	
	03/12 → 09/14	MWSS151	ABS sensor	D1	OE B000698080; Position: front axle left and right	
		MWSS152	ABS sensor	D1	OE B000698180; Position: rear axle left and right	
	06/05 → 09/14	SPA162	Coolant temperature sensor	E3	OE 1920KP	
1.4 HDi	40	06/05 → 09/14	ATS22	Air temperature sensor	A1	OE 1920GF
			APS112	Intake pressure sensor	A3	OE 1920GH
			SAC100	Camshaft sensor	B2	OE 1920EJ
			SAG167	Crankshaft sensor	B3	OE 1920PW
			SAG168	Crankshaft sensor	B3	OE 1920EH
			MWSS015	ABS sensor	D1	OE 4545E1; Position: front axle left and right
			MWSS016	ABS sensor	D1	OE 4545E2; Position: rear axle left and right
			SPA172	Coolant temperature sensor	E3	OE 1338C1
			SAA118	Oil pressure switches	F1	OE 1131C5

	KW			DESCRIPTION	TYPE	
CITROËN						
C1 II (PA_, PS_)						
1.0 VTI 68	51	04/14 →	APS75	Intake pressure sensor	A3	OE 1920KN
			SAD025	Knock sensor	B1	OE 594635
			SAC091	Camshaft sensor	B2	OE 1920HV
			MWSS151	ABS sensor	D1	OE B000698080; Position: front axle left and right
			MWSS152	ABS sensor	D1	OE B000698180; Position: rear axle left and right
1.2 VTI 82	60	04/14 →	SAC125	Camshaft sensor	B2	OE 9688725080
C2 (JM_)						
1.1	44	09/03 →	CA0077265/1	Throttle position sensors	A2	OE 1635Z9
			APS77	Intake pressure sensor	A3	OE 1920AJ
			SAD030	Knock sensor	B1	OE 594628
			SAG028	Crankshaft sensor	B3	OE 616070
			SAG164	Crankshaft sensor	B3	OE 1920AW
			MWSS057	ABS sensor	D1	OE 454598; Position: rear axle left and right
			MWSS058	ABS sensor	D1	OE 454597; Position: front axle left and right
			SPA107	Coolant temperature sensor	E3	OE 1338.A7
1.4	54	09/03 →	APS77	Intake pressure sensor	A3	OE 1920AJ
			SAD030	Knock sensor	B1	OE 594628
			SAG164	Crankshaft sensor	B3	OE 1920AW
			MWSS057	ABS sensor	D1	OE 454598; Position: rear axle left and right
			MWSS058	ABS sensor	D1	OE 454597; Position: front axle left and right
			SPA107	Coolant temperature sensor	E3	OE 1338.A7
			SAA118	Oil pressure switches	F1	OE 1131C5
			1.4 HDi	50	09/03 → 12/09	ATS22
APS112	Intake pressure sensor	A3				OE 1920GH
SAC100	Camshaft sensor	B2				OE 1920EJ
SAG167	Crankshaft sensor	B3				OE 1920PW
MWSS057	ABS sensor	D1				OE 454598; Position: rear axle left and right
MWSS058	ABS sensor	D1				OE 454597; Position: front axle left and right
SPA172	Coolant temperature sensor	E3				OE 1338C1
SAA118	Oil pressure switches	F1				OE 1131C5
1.6	80	09/03 →	APS77	Intake pressure sensor	A3	OE 1920AJ
			SAG164	Crankshaft sensor	B3	OE 1920AW
			MWSS057	ABS sensor	D1	OE 454598; Position: rear axle left and right
			MWSS058	ABS sensor	D1	OE 454597; Position: front axle left and right
			SPA107	Coolant temperature sensor	E3	OE 1338.A7
			SPA161	Coolant temperature sensor	E3	OE 1338F3
			SAA118	Oil pressure switches	F1	OE 1131C5
			1.6 VTS	90	01/05 →	APS77
SAG164	Crankshaft sensor	B3				OE 1920AW
MWSS057	ABS sensor	D1				OE 454598; Position: rear axle left and right
MWSS058	ABS sensor	D1				OE 454597; Position: front axle left and right
SPA107	Coolant temperature sensor	E3				OE 1338.A7

	kW			DESCRIPTION	TYPE	
CITROËN						
C2 (JM_)						
1.6 VTS	90	01/05 →	SPA161	Coolant temperature sensor	E3	OE 1338F3
			SAA118	Oil pressure switches	F1	OE 1131C5
C3 I (FC_, FN_)						
1.1 i	44	02/02 →	CA0077265/1	Throttle position sensors	A2	OE 1635Z9
			APS77	Intake pressure sensor	A3	OE 1920AJ
			SAD030	Knock sensor	B1	OE 594628
			SAG164	Crankshaft sensor	B3	OE 1920AW
		02/02 → 08/09	MWSS057	ABS sensor	D1	OE 454598; Position: rear axle left and right
			MWSS058	ABS sensor	D1	OE 454597; Position: front axle left and right
		02/02 →	SPA107	Coolant temperature sensor	E3	OE 1338.A7
			SPA167	Coolant temperature sensor	E3	OE 133897
			SAA118	Oil pressure switches	F1	OE 1131C5
		1.4 16V	65	12/03 →	APS77	Intake pressure sensor
SAG164	Crankshaft sensor				B3	OE 1920AW
12/03 → 08/09	MWSS057			ABS sensor	D1	OE 454598; Position: rear axle left and right
	MWSS058			ABS sensor	D1	OE 454597; Position: front axle left and right
12/03 →	SPA107			Coolant temperature sensor	E3	OE 1338.A7
	SPA161			Coolant temperature sensor	E3	OE 1338F3
	SPA167			Coolant temperature sensor	E3	OE 133897
	SPA172			Coolant temperature sensor	E3	OE 1338C1
	SAA118			Oil pressure switches	F1	OE 1131C5
1.4 16V HDi	66			02/02 →	APS38	Intake pressure sensor
		SAC096	Camshaft sensor		B2	OE 19207V
		SAG168	Crankshaft sensor		B3	OE 1920EH
		02/02 → 08/09	MWSS057	ABS sensor	D1	OE 454598; Position: rear axle left and right
			MWSS058	ABS sensor	D1	OE 454597; Position: front axle left and right
		02/02 →	SPA172	Coolant temperature sensor	E3	OE 1338C1
			SAA118	Oil pressure switches	F1	OE 1131C5
			APS138	Fuel pressure sensor	F2	
		1.4 HDi	50	02/02 →	ATS22	Air temperature sensor
APS112	Intake pressure sensor				A3	OE 1920GH
SAC100	Camshaft sensor				B2	OE 1920EJ
SAG167	Crankshaft sensor				B3	OE 1920PW
02/02 → 08/09	MWSS057			ABS sensor	D1	OE 454598; Position: rear axle left and right
	MWSS058			ABS sensor	D1	OE 454597; Position: front axle left and right
02/02 →	SPA172			Coolant temperature sensor	E3	OE 1338C1
	SAA118			Oil pressure switches	F1	OE 1131C5
	APS138			Fuel pressure sensor	F2	
1.4 i	54	02/02 → 11/10	APS77	Intake pressure sensor	A3	OE 1920AJ
			SAD030	Knock sensor	B1	OE 594628
			SAG130	Crankshaft sensor	B3	OE 1920AV
			SAG280	Crankshaft sensor	B3	OE 252929
		02/02 → 08/09	MWSS057	ABS sensor	D1	OE 454598; Position: rear axle left and right
			MWSS058	ABS sensor	D1	OE 454597; Position: front axle left and right
		02/02 → 11/10	SPA107	Coolant temperature sensor	E3	OE 1338.A7
			SPA167	Coolant temperature sensor	E3	OE 133897

				DESCRIPTION	TYPE		
CITROËN							
C3 I (FC_, FN_)							
1.4 i	54	02/02 → 11/10	SAA118	Oil pressure switches	F1	OE 1131C5	
1.4 i Bivalent	54	02/02 →	APS77	Intake pressure sensor	A3	OE 1920AJ	
			SAD030	Knock sensor	B1	OE 594628	
			SAG130	Crankshaft sensor	B3	OE 1920AV	
			SAG164	Crankshaft sensor	B3	OE 1920AW	
	54	09/05 → 08/09	MWSS057	ABS sensor	D1	OE 454598; Position: rear axle left and right	
			MWSS058	ABS sensor	D1	OE 454597; Position: front axle left and right	
	54	02/02 →	SPA107	Coolant temperature sensor	E3	OE 1338.A7	
			SPA167	Coolant temperature sensor	E3	OE 133897	
	1.6 16V	80	02/02 → 08/10	SAA118	Oil pressure switches	F1	OE 1131C5
				APS77	Intake pressure sensor	A3	OE 1920AJ
SAD026				Knock sensor	B1	ENGINE CODE: TU5JP4	
SAD030				Knock sensor	B1	OE 594628	
SAG130				Crankshaft sensor	B3	OE 1920AV	
SAG164				Crankshaft sensor	B3	OE 1920AW	
80		02/02 → 08/09	SAG280	Crankshaft sensor	B3	OE 252929	
			MWSS057	ABS sensor	D1	OE 454598; Position: rear axle left and right	
			MWSS058	ABS sensor	D1	OE 454597; Position: front axle left and right	
			SPA107	Coolant temperature sensor	E3	OE 1338.A7	
80	02/02 → 08/09	SPA161	Coolant temperature sensor	E3	OE 1338F3		
		SPA167	Coolant temperature sensor	E3	OE 133897		
		SAA118	Oil pressure switches	F1	OE 1131C5		
		ATS22	Air temperature sensor	A1	OE 1920GF		
		APS38	Intake pressure sensor	A3	OE 1920CZ		
1.6 16V HDi	66	10/05 →	SAC096	Camshaft sensor	B2	OE 19207V	
			SAG167	Crankshaft sensor	B3	OE 1920PW	
			MWSS057	ABS sensor	D1	OE 454598; Position: rear axle left and right	
			MWSS058	ABS sensor	D1	OE 454597; Position: front axle left and right	
	66	10/05 → 08/09	SPA172	Coolant temperature sensor	E3	OE 1338C1	
			SAA118	Oil pressure switches	F1	OE 1131C5	
		66	10/05 →	APS77	Intake pressure sensor	A3	OE 1920AJ
				MWSS057	ABS sensor	D1	OE 454598; Position: rear axle left and right
1.0 VTi 68	50	08/12 →	MWSS086	ABS sensor	D1	OE 4545J5; Position: front axle left and right	
			MWSS153	ABS sensor	D1	OE 4545K0; Position: rear axle left and right	
			MWSS186	ABS sensor	D1	OE 9800035980; Position: rear axle left and right	
			MWSS186	ABS sensor	D1	OE 9800035980; Position: rear axle left and right	
1.1 i	44	11/09 → 01/13	APS77	Intake pressure sensor	A3	OE 1920AJ	
			MWSS057	ABS sensor	D1	OE 454598; Position: rear axle left and right	
			MWSS058	ABS sensor	D1	OE 454597; Position: front axle left and right	
			MWSS086	ABS sensor	D1	OE 4545J5; Position: front axle left and right	
			MWSS153	ABS sensor	D1	OE 4545K0; Position: rear axle left and right	
			MWSS186	ABS sensor	D1	OE 9800035980; Position: rear axle left and right	
C3 II (SC_)							
1.0 VTi 68	50	08/12 →	SAC125	Camshaft sensor	B2	OE 9688725080	
			MWSS086	ABS sensor	D1	OE 4545J5; Position: front axle left and right	
			MWSS153	ABS sensor	D1	OE 4545K0; Position: rear axle left and right	
			MWSS186	ABS sensor	D1	OE 9800035980; Position: rear axle left and right	
1.1 i	44	11/09 → 01/13	APS77	Intake pressure sensor	A3	OE 1920AJ	
			MWSS057	ABS sensor	D1	OE 454598; Position: rear axle left and right	
			MWSS058	ABS sensor	D1	OE 454597; Position: front axle left and right	
			MWSS086	ABS sensor	D1	OE 4545J5; Position: front axle left and right	
			MWSS153	ABS sensor	D1	OE 4545K0; Position: rear axle left and right	
			MWSS186	ABS sensor	D1	OE 9800035980; Position: rear axle left and right	

	KW			DESCRIPTION	TYPE	
CITROËN						
C3 II (SC_)						
1.1 i	44	11/09 → 01/13	SPA107	Coolant temperature sensor	E3	OE 1338.A7
			SPA167	Coolant temperature sensor	E3	OE 133897
			SAA118	Oil pressure switches	F1	OE 1131C5
1.2 THP 110	81	10/14 →	SAC125	Camshaft sensor	B2	OE 9688725080
			MWSS086	ABS sensor	D1	OE 4545J5; Position: front axle left and right
			MWSS186	ABS sensor	D1	OE 9800035980; Position: rear axle left and right
1.2 VTi 82	60	06/12 → 09/16	SAC125	Camshaft sensor	B2	OE 9688725080
			MWSS086	ABS sensor	D1	OE 4545J5; Position: front axle left and right
			MWSS153	ABS sensor	D1	OE 4545K0; Position: rear axle left and right
			MWSS186	ABS sensor	D1	OE 9800035980; Position: rear axle left and right
1.4	54	11/09 → 09/16	APS77	Intake pressure sensor	A3	OE 1920AJ
			MWSS057	ABS sensor	D1	OE 454598; Position: rear axle left and right
			MWSS058	ABS sensor	D1	OE 454597; Position: front axle left and right
			MWSS086	ABS sensor	D1	OE 4545J5; Position: front axle left and right
			MWSS153	ABS sensor	D1	OE 4545K0; Position: rear axle left and right
			SPA107	Coolant temperature sensor	E3	OE 1338.A7
			SPA167	Coolant temperature sensor	E3	OE 133897
1.4 HDi 70	50	11/09 →	ATS22	Air temperature sensor	A1	OE 1920GF
			APS112	Intake pressure sensor	A3	OE 1920GH
			APS114	Intake pressure sensor	A3	OE 1920LH
			SAC099	Camshaft sensor	B2	OE 1920QZ
			SAC100	Camshaft sensor	B2	OE 1920EJ
			SAG167	Crankshaft sensor	B3	OE 1920PW
			SPS008	Exhaust gas pressure sensor	C2	OE 1618LP
			MWSS086	ABS sensor	D1	OE 4545J5; Position: front axle left and right
			MWSS153	ABS sensor	D1	OE 4545K0; Position: rear axle left and right
			MWSS186	ABS sensor	D1	OE 9800035980; Position: rear axle left and right
			SPA172	Coolant temperature sensor	E3	OE 1338C1
1.4 VTi 95	70	11/09 →	APS71	Intake pressure sensor	A3	OE 1920LW
			SAC072	Camshaft sensor	B2	OE 1920LS
			MWSS057	ABS sensor	D1	OE 454598; Position: rear axle left and right
			MWSS058	ABS sensor	D1	OE 454597; Position: front axle left and right
			MWSS086	ABS sensor	D1	OE 4545J5; Position: front axle left and right
			MWSS153	ABS sensor	D1	OE 4545K0; Position: rear axle left and right
			MWSS186	ABS sensor	D1	OE 9800035980; Position: rear axle left and right
			SPA161	Coolant temperature sensor	E3	OE 1338F3

				DESCRIPTION	TYPE	
CITROËN						
C3 II (SC_)						
1.6 BlueHDi 100	73	07/14 →	SAC124	Camshaft sensor	B2	OE 9677493380
			SAG270	Crankshaft sensor	B3	OE 9677539480
			MWSS086	ABS sensor	D1	OE 4545J5; Position: front axle left and right
			MWSS186	ABS sensor	D1	OE 9800035980; Position: rear axle left and right
1.6 BlueHDi 75	55	04/15 →	SAC124	Camshaft sensor	B2	OE 9677493380
			SAG270	Crankshaft sensor	B3	OE 9677539480
			MWSS086	ABS sensor	D1	OE 4545J5; Position: front axle left and right
			MWSS186	ABS sensor	D1	OE 9800035980; Position: rear axle left and right
1.6 HDi	68	11/09 → 09/16	APS38	Intake pressure sensor	A3	OE 1920CZ
			APS123	Intake pressure sensor	A3	OE 1920QR
			SAC096	Camshaft sensor	B2	OE 19207V
			SAC099	Camshaft sensor	B2	OE 1920QZ
			SAG167	Crankshaft sensor	B3	OE 1920PW
			SAG270	Crankshaft sensor	B3	OE 9677539480
			SPS008	Exhaust gas pressure sensor	C2	OE 1618LP
			MWSS057	ABS sensor	D1	OE 454598; Position: rear axle left and right
			MWSS058	ABS sensor	D1	OE 454597; Position: front axle left and right
			MWSS086	ABS sensor	D1	OE 4545J5; Position: front axle left and right
1.6 HDi 90	66	11/09 →	ATS22	Air temperature sensor	A1	OE 1920GF
			APS38	Intake pressure sensor	A3	OE 1920CZ
			SAC096	Camshaft sensor	B2	OE 19207V
			SAG167	Crankshaft sensor	B3	OE 1920PW
			MWSS086	ABS sensor	D1	OE 4545J5; Position: front axle left and right
			SPA172	Coolant temperature sensor	E3	OE 1338C1
			SAA118	Oil pressure switches	F1	OE 1131C5
			SPS008	Exhaust gas pressure sensor	C2	OE 1618LP
1.6 VTi 120	88	11/09 →	APS71	Intake pressure sensor	A3	OE 1920LW
			SAC072	Camshaft sensor	B2	OE 1920LS
			SAG261	Crankshaft sensor	B3	OE 1920LR
			MWSS057	ABS sensor	D1	OE 454598; Position: rear axle left and right
			MWSS058	ABS sensor	D1	OE 454597; Position: front axle left and right
			MWSS086	ABS sensor	D1	OE 4545J5; Position: front axle left and right
			MWSS153	ABS sensor	D1	OE 4545K0; Position: rear axle left and right
			MWSS186	ABS sensor	D1	OE 9800035980; Position: rear axle left and right
SPA161	Coolant temperature sensor	E3	OE 1338F3			
C3 Picasso (SH_)						
1.2 THP 110	81	01/15 →	SAC125	Camshaft sensor	B2	OE 9688725080
			MWSS086	ABS sensor	D1	OE 4545J5; Position: front axle left and right

	kW			DESCRIPTION	TYPE		
CITROËN							
C3 Picasso (SH_)							
1.2 THP 110	81	01/15 →	MWSS165	ABS sensor	D1	OE 9805066080; Position: rear axle left and right	
1.4 VTi 95	70	02/09 →	APS71	Intake pressure sensor	A3	OE 1920LW	
			SAC072	Camshaft sensor	B2	OE 1920LS	
			SAG261	Crankshaft sensor	B3	OE 1920LR	
		12/13 →	MWSS086	ABS sensor	D1	OE 4545J5; Position: front axle left and right	
			MWSS087	ABS sensor	D1	OE 4545E5; Position: rear axle left and right	
			MWSS165	ABS sensor	D1	OE 9805066080; Position: rear axle left and right	
1.6 BlueHDI 100	73	01/15 →	SPA161	Coolant temperature sensor	E3	OE 1338F3	
			SAA118	Oil pressure switches	F1	OE 1131C5	
			SAC124	Camshaft sensor	B2	OE 9677493380	
			SAG270	Crankshaft sensor	B3	OE 9677539480	
1.6 HDi	80	02/09 →	MWSS086	ABS sensor	D1	OE 4545J5; Position: front axle left and right	
			MWSS087	ABS sensor	D1	OE 4545E5; Position: rear axle left and right	
			SPA172	Coolant temperature sensor	E3	OE 1338C1	
			SAA118	Oil pressure switches	F1	OE 1131C5	
			APS138	Fuel pressure sensor	F2		
			ATS22	Air temperature sensor	A1	OE 1920GF	
			APS38	Intake pressure sensor	A3	OE 1920CZ	
	66	02/09 →	SAC096	Camshaft sensor	B2	OE 19207V	
			SAG167	Crankshaft sensor	B3	OE 1920PW	
			MWSS086	ABS sensor	D1	OE 4545J5; Position: front axle left and right	
			MWSS087	ABS sensor	D1	OE 4545E5; Position: rear axle left and right	
			SPA172	Coolant temperature sensor	E3	OE 1338C1	
			SAA118	Oil pressure switches	F1	OE 1131C5	
			APS123	Intake pressure sensor	A3	OE 1920QR	
1.6 HDI 90	68	07/10 →	SAC096	Camshaft sensor	B2	OE 19207V	
			SAG167	Crankshaft sensor	B3	OE 1920PW	
			SAG270	Crankshaft sensor	B3	OE 9677539480	
			SPS008	Exhaust gas pressure sensor	C2	OE 1618LP	
			MWSS086	ABS sensor	D1	OE 4545J5; Position: front axle left and right	
	12/13 →	68	07/10 →	MWSS087	ABS sensor	D1	OE 4545E5; Position: rear axle left and right
				MWSS165	ABS sensor	D1	OE 9805066080; Position: rear axle left and right
				SPA172	Coolant temperature sensor	E3	OE 1338C1
				SAA118	Oil pressure switches	F1	OE 1131C5

	KW			DESCRIPTION	TYPE	
CITROËN						
C3 Picasso (SH_)						
1.6 VTi 120	88	02/09 →	APS71	Intake pressure sensor	A3	OE 1920LW
			SAC072	Camshaft sensor	B2	OE 1920LS
			SAG261	Crankshaft sensor	B3	OE 1920LR
			MWSS086	ABS sensor	D1	OE 4545J5; Position: front axle left and right
		12/13 →	MWSS087	ABS sensor	D1	OE 4545E5; Position: rear axle left and right
			MWSS165	ABS sensor	D1	OE 9805066080; Position: rear axle left and right
		02/09 →	SPA161	Coolant temperature sensor	E3	OE 1338F3
	SAA118	Oil pressure switches	F1	OE 1131C5		
C3 Pluriel (HB_)						
1.4	54	05/03 →	APS77	Intake pressure sensor	A3	OE 1920AJ
			SAD030	Knock sensor	B1	OE 594628
			SAG130	Crankshaft sensor	B3	OE 1920AV
			SAG164	Crankshaft sensor	B3	OE 1920AW
			MWSS057	ABS sensor	D1	OE 454598; Position: rear axle left and right
			MWSS058	ABS sensor	D1	OE 454597; Position: front axle left and right
			SPA107	Coolant temperature sensor	E3	OE 1338.A7
			SPA167	Coolant temperature sensor	E3	OE 133897
			SAA118	Oil pressure switches	F1	OE 1131C5
1.4 HDi	50	04/04 →	ATS22	Air temperature sensor	A1	OE 1920GF
			APS112	Intake pressure sensor	A3	OE 1920GH
			SAC100	Camshaft sensor	B2	OE 1920EJ
			SAG167	Crankshaft sensor	B3	OE 1920PW
			MWSS057	ABS sensor	D1	OE 454598; Position: rear axle left and right
			MWSS058	ABS sensor	D1	OE 454597; Position: front axle left and right
			SPA167	Coolant temperature sensor	E3	OE 133897
			SPA172	Coolant temperature sensor	E3	OE 1338C1
			SAA118	Oil pressure switches	F1	OE 1131C5
1.6	80	05/03 →	APS77	Intake pressure sensor	A3	OE 1920AJ
			SAG164	Crankshaft sensor	B3	OE 1920AW
			MWSS057	ABS sensor	D1	OE 454598; Position: rear axle left and right
			MWSS058	ABS sensor	D1	OE 454597; Position: front axle left and right
			SPA107	Coolant temperature sensor	E3	OE 1338.A7
			SPA161	Coolant temperature sensor	E3	OE 1338F3
			SPA167	Coolant temperature sensor	E3	OE 133897
			SAA118	Oil pressure switches	F1	OE 1131C5
C4 AIRCROSS						
1.6 HDi 115	84	04/12 →	SAC099	Camshaft sensor	B2	OE 1920QZ
			SAG252	Crankshaft sensor	B3	OE 2529TN
			SAG270	Crankshaft sensor	B3	OE 9677539480
			SPA172	Coolant temperature sensor	E3	OE 1338C1
1.6 HDi 115 AWC	84	05/12 →	APS123	Intake pressure sensor	A3	OE 1920QR
			SAC099	Camshaft sensor	B2	OE 1920QZ
			SAG252	Crankshaft sensor	B3	OE 2529TN
			SAG270	Crankshaft sensor	B3	OE 9677539480
			SPS008	Exhaust gas pressure sensor	C2	OE 1618LP
			SPA172	Coolant temperature sensor	E3	OE 1338C1

	KW			DESCRIPTION	TYPE		
CITROËN							
C4 CACTUS							
1.2 THP 110	81	09/14 →	SAC125	Camshaft sensor	B2	OE 9688725080	
			MWSS086	ABS sensor	D1	OE 4545J5; Position: front axle left and right	
			MWSS186	ABS sensor	D1	OE 9800035980; Position: rear axle left and right	
1.2 VTi 82	60	09/14 →	SAC125	Camshaft sensor	B2	OE 9688725080	
			MWSS086	ABS sensor	D1	OE 4545J5; Position: front axle left and right	
			MWSS186	ABS sensor	D1	OE 9800035980; Position: rear axle left and right	
1.6 BlueHDi 100	73	09/14 →	SAC124	Camshaft sensor	B2	OE 9677493380	
			SAG270	Crankshaft sensor	B3	OE 9677539480	
			MWSS086	ABS sensor	D1	OE 4545J5; Position: front axle left and right	
			MWSS186	ABS sensor	D1	OE 9800035980; Position: rear axle left and right	
1.6 HDi 90	68	09/14 →	APS123	Intake pressure sensor	A3	OE 1920QR	
			SAC099	Camshaft sensor	B2	OE 1920QZ	
			SAG270	Crankshaft sensor	B3	OE 9677539480	
			SPS008	Exhaust gas pressure sensor	C2	OE 1618LP	
			MWSS086	ABS sensor	D1	OE 4545J5; Position: front axle left and right	
			MWSS186	ABS sensor	D1	OE 9800035980; Position: rear axle left and right	
			SPA172	Coolant temperature sensor	E3	OE 1338C1	
C4 Coupé (LA_)							
1.4 16V	65	11/04 → 07/11	APS77	Intake pressure sensor	A3	OE 1920AJ	
			SAG164	Crankshaft sensor	B3	OE 1920AW	
			MWSS035	ABS sensor	D1	OE 4545C1; Position: front axle left and right	
			MWSS080	ABS sensor	D1	OE 4545C4; Position: rear axle left and right	
			MWSS106	ABS sensor	D1	OE 454589; Position: rear axle left and right	
			MWSS117	ABS sensor	D1	OE 4545C2; Position: rear axle left and right	
		11/04 → 06/07	MWSS148	ABS sensor	D1	OE 4545F5; Position: front axle left and right	
			MWSS149	ABS sensor	D1	OE 4545C3; Position: rear axle left and right	
		11/04 → 07/11	MWSS164	ABS sensor	D1	OE 454508; Position: rear axle left and right	
			SPA107	Coolant temperature sensor	E3	OE 1338.A7	
SPA161	Coolant temperature sensor		E3	OE 1338F3			
SAA118	Oil pressure switches		F1	OE 1131C5			
1.6 16V	80	11/04 → 07/11	APS77	Intake pressure sensor	A3	OE 1920AJ	
			SAG130	Crankshaft sensor	B3	OE 1920AV	
			SAG280	Crankshaft sensor	B3	OE 252929	
		11/04 → 07/08	MWSS035	ABS sensor	D1	OE 4545C1; Position: front axle left and right	
			MWSS080	ABS sensor	D1	OE 4545C4; Position: rear axle left and right	
			11/04 → 07/11	MWSS106	ABS sensor	D1	OE 454589; Position: rear axle left and right

	KW			DESCRIPTION	TYPE	
CITROËN						
C4 Coupé (LA_)						
1.6 16V	80	11/04 → 07/11	MWSS117	ABS sensor	D1	OE 4545C2; Position: rear axle left and right
			MWSS148	ABS sensor	D1	OE 4545F5; Position: front axle left and right
		11/04 → 06/07	MWSS149	ABS sensor	D1	OE 4545C3; Position: rear axle left and right
			MWSS164	ABS sensor	D1	OE 454508; Position: rear axle left and right
			SPA107	Coolant temperature sensor	E3	OE 1338.A7
			SPA161	Coolant temperature sensor	E3	OE 1338F3
			SAA118	Oil pressure switches	F1	OE 1131C5
1.6 HDi	66	11/04 → 07/11	ATS22	Air temperature sensor	A1	OE 1920GF
			APS38	Intake pressure sensor	A3	OE 1920CZ
			SAC096	Camshaft sensor	B2	OE 19207V
			SAG167	Crankshaft sensor	B3	OE 1920PW
			MWSS035	ABS sensor	D1	OE 4545C1; Position: front axle left and right
		11/04 → 10/05	MWSS080	ABS sensor	D1	OE 4545C4; Position: rear axle left and right
		11/04 → 07/11	MWSS106	ABS sensor	D1	OE 454589; Position: rear axle left and right
			MWSS117	ABS sensor	D1	OE 4545C2; Position: rear axle left and right
			MWSS148	ABS sensor	D1	OE 4545F5; Position: front axle left and right
		11/04 → 06/07	MWSS149	ABS sensor	D1	OE 4545C3; Position: rear axle left and right
	11/04 → 07/11	MWSS164	ABS sensor	D1	OE 454508; Position: rear axle left and right	
		SPA172	Coolant temperature sensor	E3	OE 1338C1	
		SAA118	Oil pressure switches	F1	OE 1131C5	
		APS138	Fuel pressure sensor	F2		
	80	11/04 → 07/11	ATS22	Air temperature sensor	A1	OE 1920GF
			APS38	Intake pressure sensor	A3	OE 1920CZ
			SAC096	Camshaft sensor	B2	OE 19207V
			SAG167	Crankshaft sensor	B3	OE 1920PW
			SAG278	Crankshaft sensor	B3	OE 2529V1
SPS008			Exhaust gas pressure sensor	C2	OE 1618LP	
MWSS035			ABS sensor	D1	OE 4545C1; Position: front axle left and right	
MWSS080			ABS sensor	D1	OE 4545C4; Position: rear axle left and right	
MWSS106			ABS sensor	D1	OE 454589; Position: rear axle left and right	
MWSS117			ABS sensor	D1	OE 4545C2; Position: rear axle left and right	
	MWSS148	ABS sensor	D1	OE 4545F5; Position: front axle left and right		
11/04 → 06/07	MWSS149	ABS sensor	D1	OE 4545C3; Position: rear axle left and right		
11/04 → 07/11	MWSS164	ABS sensor	D1	OE 454508; Position: rear axle left and right		
	SPA172	Coolant temperature sensor	E3	OE 1338C1		
	SAA118	Oil pressure switches	F1	OE 1131C5		

	kw			DESCRIPTION	TYPE	
CITROËN						
C4 Coupé (LA_)						
2.0 HDi	100	11/04 → 12/10	ATS22	Air temperature sensor	A1	OE 1920GF
			APS38	Intake pressure sensor	A3	OE 1920CZ
			SAC096	Camshaft sensor	B2	OE 19207V
			SAG169	Crankshaft sensor	B3	OE 1920GJ
			SAG222	Crankshaft sensor	B3	OE 1920QS
		03/07 → 12/10	SPS008	Exhaust gas pressure sensor	C2	OE 1618LP
		11/04 → 12/10	MWSS035	ABS sensor	D1	OE 4545C1; Position: front axle left and right
		11/04 → 07/09	MWSS080	ABS sensor	D1	OE 4545C4; Position: rear axle left and right
		11/04 → 12/10	MWSS106	ABS sensor	D1	OE 454589; Position: rear axle left and right
			MWSS117	ABS sensor	D1	OE 4545C2; Position: rear axle left and right
			MWSS148	ABS sensor	D1	OE 4545F5; Position: front axle left and right
		11/04 → 06/07	MWSS149	ABS sensor	D1	OE 4545C3; Position: rear axle left and right
		11/04 → 12/10	MWSS164	ABS sensor	D1	OE 454508; Position: rear axle left and right
			SPA172	Coolant temperature sensor	E3	OE 1338C1
SAA118	Oil pressure switches		F1	OE 1131C5		
C4 Grand Picasso I (UA_)						
1.6 HDi	80	10/06 → 06/11	ATS22	Air temperature sensor	A1	OE 1920GF
			APS38	Intake pressure sensor	A3	OE 1920CZ
			SAC096	Camshaft sensor	B2	OE 19207V
			SAG167	Crankshaft sensor	B3	OE 1920PW
			SAG278	Crankshaft sensor	B3	OE 2529V1
			SPS008	Exhaust gas pressure sensor	C2	OE 1618LP
			MWSS128	ABS sensor	D1	OE 4545E7; Position: front axle left and right
			MWSS129	ABS sensor	D1	OE 4545E8; Position: rear axle left and right
			SPA172	Coolant temperature sensor	E3	OE 1338C1
			SAA118	Oil pressure switches	F1	OE 1131C5
1.6 HDi 110	82	09/10 → 08/13	APS38	Intake pressure sensor	A3	OE 1920CZ
			APS123	Intake pressure sensor	A3	OE 1920QR
			SAG270	Crankshaft sensor	B3	OE 9677539480
			SPS008	Exhaust gas pressure sensor	C2	OE 1618LP
			MWSS128	ABS sensor	D1	OE 4545E7; Position: front axle left and right
			MWSS129	ABS sensor	D1	OE 4545E8; Position: rear axle left and right
			SPA172	Coolant temperature sensor	E3	OE 1338C1
1.6 VTi 120	88	07/08 → 08/13	APS71	Intake pressure sensor	A3	OE 1920LW
			SAC072	Camshaft sensor	B2	OE 1920LS
			SAG261	Crankshaft sensor	B3	OE 1920LR
			SAG280	Crankshaft sensor	B3	OE 252929
			MWSS128	ABS sensor	D1	OE 4545E7; Position: front axle left and right
			MWSS129	ABS sensor	D1	OE 4545E8; Position: rear axle left and right
			SPA161	Coolant temperature sensor	E3	OE 1338F3
			SAA118	Oil pressure switches	F1	OE 1131C5

	KW			DESCRIPTION	TYPE		
CITROËN							
C4 Grand Picasso I (UA_)							
1.8 i 16V	92	10/06 → 12/10	APS77	Intake pressure sensor	A3	OE 1920AJ	
			SAC070	Camshaft sensor	B2	OE 19208W	
			SAG217	Crankshaft sensor	B3	OE 1920EN	
		10/06 → 07/08	MWSS128	ABS sensor	D1	OE 4545E7; Position: front axle left and right	
			MWSS129	ABS sensor	D1	OE 4545E8; Position: rear axle left and right	
		10/06 → 12/10	SPA172	Coolant temperature sensor	E3	OE 1338C1	
2.0 HDi 138	100	10/06 → 12/13	ATS22	Air temperature sensor	A1	OE 1920GF	
			APS38	Intake pressure sensor	A3	OE 1920CZ	
			SAC096	Camshaft sensor	B2	OE 19207V	
			SAG169	Crankshaft sensor	B3	OE 1920GJ	
			SAG222	Crankshaft sensor	B3	OE 1920QS	
			SAG278	Crankshaft sensor	B3	OE 2529V1	
		07/07 → 12/13	SPS008	Exhaust gas pressure sensor	C2	OE 1618LP	
		10/06 → 12/13	MWSS128	ABS sensor	D1	OE 4545E7; Position: front axle left and right	
			MWSS129	ABS sensor	D1	OE 4545E8; Position: rear axle left and right	
			SPA172	Coolant temperature sensor	E3	OE 1338C1	
			SAA118	Oil pressure switches	F1	OE 1131C5	
			2.0 HDi 150	110	07/09 → 08/13	APS123	Intake pressure sensor
SAC096	Camshaft sensor					B2	OE 19207V
SAG169	Crankshaft sensor	B3				OE 1920GJ	
SAG222	Crankshaft sensor	B3				OE 1920QS	
SPS008	Exhaust gas pressure sensor	C2				OE 1618LP	
MWSS128	ABS sensor	D1				OE 4545E7; Position: front axle left and right	
MWSS129	ABS sensor	D1				OE 4545E8; Position: rear axle left and right	
SPA172	Coolant temperature sensor	E3				OE 1338C1	
SAA118	Oil pressure switches	F1	OE 1131C5				
C4 Grand Picasso II							
1.2 THP 130	96	04/14 →	SAC125	Camshaft sensor	B2	OE 9688725080	
			MWSS191	ABS sensor	D1	OE 9674852280; Position: front axle left and right	
			MWSS193	ABS sensor	D1	OE 9800038580; Position: rear axle left and right	
1.6 BlueHDi 120	88	07/14 →	SAC124	Camshaft sensor	B2	OE 9677493380	
			SAG270	Crankshaft sensor	B3	OE 9677539480	
			MWSS191	ABS sensor	D1	OE 9674852280; Position: front axle left and right	
			MWSS193	ABS sensor	D1	OE 9800038580; Position: rear axle left and right	
1.6 HDi / BlueHDi 115	85	09/13 →	APS123	Intake pressure sensor	A3	OE 1920QR	
			SAC099	Camshaft sensor	B2	OE 1920QZ	
			SAC124	Camshaft sensor	B2	OE 9677493380	
			SAG270	Crankshaft sensor	B3	OE 9677539480	
			SPS008	Exhaust gas pressure sensor	C2	OE 1618LP	
			MWSS191	ABS sensor	D1	OE 9674852280; Position: front axle left and right	
			MWSS193	ABS sensor	D1	OE 9800038580; Position: rear axle left and right	
			SPA172	Coolant temperature sensor	E3	OE 1338C1	

	kw			DESCRIPTION	TYPE			
CITROËN								
C4 Grand Picasso II								
2.0 BlueHDi 150	110	06/13 → 07/16	SPS008	Exhaust gas pressure sensor	C2	OE 1618LP		
		06/13 →	MWSS191	ABS sensor	D1	OE 9674852280; Position: front axle left and right		
			MWSS193	ABS sensor	D1	OE 9800038580; Position: rear axle left and right		
C4 I (LC_)								
1.4 16V	65	11/04 → 07/11	APS77	Intake pressure sensor	A3	OE 1920AJ		
			SAG164	Crankshaft sensor	B3	OE 1920AW		
			MWSS035	ABS sensor	D1	OE 4545C1; Position: front axle left and right		
			MWSS080	ABS sensor	D1	OE 4545C4; Position: rear axle left and right		
			MWSS106	ABS sensor	D1	OE 454589; Position: rear axle left and right		
			MWSS117	ABS sensor	D1	OE 4545C2; Position: rear axle left and right		
			MWSS148	ABS sensor	D1	OE 4545F5; Position: front axle left and right		
		11/04 → 06/07	MWSS149	ABS sensor	D1	OE 4545C3; Position: rear axle left and right		
		11/04 → 07/11	MWSS164	ABS sensor	D1	OE 454508; Position: rear axle left and right		
			SPA107	Coolant temperature sensor	E3	OE 1338.A7		
			SPA161	Coolant temperature sensor	E3	OE 1338F3		
		1.6 16V	80	11/04 → 07/11	APS77	Intake pressure sensor	A3	OE 1920AJ
					SAG130	Crankshaft sensor	B3	OE 1920AV
SAG280	Crankshaft sensor				B3	OE 252929		
MWSS035	ABS sensor				D1	OE 4545C1; Position: front axle left and right		
11/04 → 07/08	MWSS080			ABS sensor	D1	OE 4545C4; Position: rear axle left and right		
11/04 → 07/11	MWSS106			ABS sensor	D1	OE 454589; Position: rear axle left and right		
	MWSS117			ABS sensor	D1	OE 4545C2; Position: rear axle left and right		
	MWSS148			ABS sensor	D1	OE 4545F5; Position: front axle left and right		
11/04 → 06/07	MWSS149			ABS sensor	D1	OE 4545C3; Position: rear axle left and right		
11/04 → 07/11	MWSS164			ABS sensor	D1	OE 454508; Position: rear axle left and right		
	SPA107			Coolant temperature sensor	E3	OE 1338.A7		
	SPA161			Coolant temperature sensor	E3	OE 1338F3		
	SAA118			Oil pressure switches	F1	OE 1131C5		
1.6 HDi	66	11/04 → 07/11	ATS22	Air temperature sensor	A1	OE 1920GF		
			APS38	Intake pressure sensor	A3	OE 1920CZ		
			SAC096	Camshaft sensor	B2	OE 19207V		
			SAG167	Crankshaft sensor	B3	OE 1920PW		
		11/04 → 10/05	MWSS035	ABS sensor	D1	OE 4545C1; Position: front axle left and right		
			MWSS080	ABS sensor	D1	OE 4545C4; Position: rear axle left and right		
			11/04 → 07/1	MWSS106	ABS sensor	D1	OE 454589; Position: rear axle left and right	

		KW			DESCRIPTION	TYPE	
CITROËN							
C4 I (LC)							
1.6 HDi	66	11/04 → 07/11	MWSS117	ABS sensor	D1	OE 4545C2; Position: rear axle left and right	
			MWSS148	ABS sensor	D1	OE 4545F5; Position: front axle left and right	
			MWSS164	ABS sensor	D1	OE 454508; Position: rear axle left and right	
			SPA172	Coolant temperature sensor	E3	OE 1338C1	
			SAA118	Oil pressure switches	F1	OE 1131C5	
			APS138	Fuel pressure sensor	F2		
	80	11/04 → 07/11	ATS22	Air temperature sensor	A1	OE 1920GF	
			APS38	Intake pressure sensor	A3	OE 1920CZ	
			SAC096	Camshaft sensor	B2	OE 19207V	
			SAG167	Crankshaft sensor	B3	OE 1920PW	
			SAG278	Crankshaft sensor	B3	OE 2529V1	
			SPS008	Exhaust gas pressure sensor	C2	OE 1618LP	
		11/04 → 06/07	11/04 → 07/11	MWSS035	ABS sensor	D1	OE 4545C1; Position: front axle left and right
				MWSS080	ABS sensor	D1	OE 4545C4; Position: rear axle left and right
				MWSS106	ABS sensor	D1	OE 454589; Position: rear axle left and right
				MWSS117	ABS sensor	D1	OE 4545C2; Position: rear axle left and right
				MWSS148	ABS sensor	D1	OE 4545F5; Position: front axle left and right
				MWSS149	ABS sensor	D1	OE 4545C3; Position: rear axle left and right
11/04 → 07/11	11/04 → 07/11	MWSS164	ABS sensor	D1	OE 454508; Position: rear axle left and right		
		SPA172	Coolant temperature sensor	E3	OE 1338C1		
		SAA118	Oil pressure switches	F1	OE 1131C5		
		APS71	Intake pressure sensor	A3	OE 1920LW		
1.6 VTi 120	88	07/08 → 07/11	SAC072	Camshaft sensor	B2	OE 1920LS	
			SAG261	Crankshaft sensor	B3	OE 1920LR	
			SAG280	Crankshaft sensor	B3	OE 252929	
			MWSS035	ABS sensor	D1	OE 4545C1; Position: front axle left and right	
			MWSS080	ABS sensor	D1	OE 4545C4; Position: rear axle left and right	
			MWSS106	ABS sensor	D1	OE 454589; Position: rear axle left and right	
			MWSS117	ABS sensor	D1	OE 4545C2; Position: rear axle left and right	
			MWSS148	ABS sensor	D1	OE 4545F5; Position: front axle left and right	
			SPA161	Coolant temperature sensor	E3	OE 1338F3	
			SAA118	Oil pressure switches	F1	OE 1131C5	
2.0 HDi	100	11/04 → 07/11	ATS22	Air temperature sensor	A1	OE 1920GF	
			APS38	Intake pressure sensor	A3	OE 1920CZ	
			SAC096	Camshaft sensor	B2	OE 19207V	
			SAG169	Crankshaft sensor	B3	OE 1920GJ	
			SAG222	Crankshaft sensor	B3	OE 1920QS	
		03/07 → 07/11	SPS008	Exhaust gas pressure sensor	C2	OE 1618LP	
		11/04 → 07/11	MWSS035	ABS sensor	D1	OE 4545C1; Position: front axle left and right	

	kw			DESCRIPTION	TYPE	
CITROËN						
C4 I (LC_)						
2.0 HDi	100	11/04 → 01/10	MWSS080	ABS sensor	D1	OE 4545C4; Position: rear axle left and right
		11/04 → 07/11	MWSS106	ABS sensor	D1	OE 454589; Position: rear axle left and right
			MWSS117	ABS sensor	D1	OE 4545C2; Position: rear axle left and right
		11/04 → 06/07	MWSS148	ABS sensor	D1	OE 4545F5; Position: front axle left and right
			MWSS149	ABS sensor	D1	OE 4545C3; Position: rear axle left and right
		11/04 → 07/11	MWSS164	ABS sensor	D1	OE 454508; Position: rear axle left and right
			SPA172	Coolant temperature sensor	E3	OE 1338C1
		SAA118	Oil pressure switches	F1	OE 1131C5	
C4 II (B7)						
1.2 THP 110	81	02/15 →	SAC125	Camshaft sensor	B2	OE 9688725080
			MWSS148	ABS sensor	D1	OE 4545F5; Position: front axle left and right
			MWSS164	ABS sensor	D1	OE 454508; Position: rear axle left and right
1.2 THP 130	96	04/14 →	SAC125	Camshaft sensor	B2	OE 9688725080
			MWSS148	ABS sensor	D1	OE 4545F5; Position: front axle left and right
			MWSS164	ABS sensor	D1	OE 454508; Position: rear axle left and right
1.4 VTi 95	70	11/09 →	SAC072	Camshaft sensor	B2	OE 1920LS
			SAG261	Crankshaft sensor	B3	OE 1920LR
			MWSS148	ABS sensor	D1	OE 4545F5; Position: front axle left and right
			MWSS164	ABS sensor	D1	OE 454508; Position: rear axle left and right
			SPA161	Coolant temperature sensor	E3	OE 1338F3
1.6 BlueHDi 100	73	07/14 →	SAC124	Camshaft sensor	B2	OE 9677493380
			MWSS148	ABS sensor	D1	OE 4545F5; Position: front axle left and right
			MWSS164	ABS sensor	D1	OE 454508; Position: rear axle left and right
1.6 BlueHDi 120	88	02/15 →	SAC124	Camshaft sensor	B2	OE 9677493380
			MWSS148	ABS sensor	D1	OE 4545F5; Position: front axle left and right
			MWSS164	ABS sensor	D1	OE 454508; Position: rear axle left and right
1.6 HDi 110	82	11/09 →	APS123	Intake pressure sensor	A3	OE 1920QR
			SPS008	Exhaust gas pressure sensor	C2	OE 1618LP
			MWSS148	ABS sensor	D1	OE 4545F5; Position: front axle left and right
			MWSS164	ABS sensor	D1	OE 454508; Position: rear axle left and right
			SPA172	Coolant temperature sensor	E3	OE 1338C1
1.6 HDi 115	84	07/12 →	APS123	Intake pressure sensor	A3	OE 1920QR
			SPS008	Exhaust gas pressure sensor	C2	OE 1618LP
			MWSS148	ABS sensor	D1	OE 4545F5; Position: front axle left and right
			MWSS164	ABS sensor	D1	OE 454508; Position: rear axle left and right

	KW			DESCRIPTION	TYPE	
CITROËN						
C4 II (B7)						
1.6 HDi 115	84	07/12 →	SPA172	Coolant temperature sensor	E3	OE 1338C1
1.6 HDi 90	68	11/09 →	APS123	Intake pressure sensor	A3	OE 1920QR
			SAC099	Camshaft sensor	B2	OE 1920QZ
			SPS008	Exhaust gas pressure sensor	C2	OE 1618LP
			MWSS148	ABS sensor	D1	OE 4545F5; Position: front axle left and right
			MWSS164	ABS sensor	D1	OE 454508; Position: rear axle left and right
			SPA172	Coolant temperature sensor	E3	OE 1338C1
1.6 VTi 120	88	11/09 → 12/16	SAC072	Camshaft sensor	B2	OE 1920LS
			SAG261	Crankshaft sensor	B3	OE 1920LR
			MWSS148	ABS sensor	D1	OE 4545F5; Position: front axle left and right
			MWSS164	ABS sensor	D1	OE 454508; Position: rear axle left and right
			SPA161	Coolant temperature sensor	E3	OE 1338F3
			C4 Picasso I MPV / Space wagon (UD_)			
1.6 HDi	80	02/07 → 08/13	ATS22	Air temperature sensor	A1	OE 1920GF
			APS38	Intake pressure sensor	A3	OE 1920CZ
			SAC096	Camshaft sensor	B2	OE 19207V
			SAG167	Crankshaft sensor	B3	OE 1920PW
			SAG278	Crankshaft sensor	B3	OE 2529V1
			SPS008	Exhaust gas pressure sensor	C2	OE 1618LP
			MWSS128	ABS sensor	D1	OE 4545E7; Position: front axle left and right
			MWSS129	ABS sensor	D1	OE 4545E8; Position: rear axle left and right
			SPA172	Coolant temperature sensor	E3	OE 1338C1
			SA118	Oil pressure switches	F1	OE 1131C5
1.6 HDi 110	82	09/10 → 08/13	APS38	Intake pressure sensor	A3	OE 1920CZ
			APS123	Intake pressure sensor	A3	OE 1920QR
			SAC099	Camshaft sensor	B2	OE 1920QZ
			SAG270	Crankshaft sensor	B3	OE 9677539480
			SPS008	Exhaust gas pressure sensor	C2	OE 1618LP
			MWSS128	ABS sensor	D1	OE 4545E7; Position: front axle left and right
			MWSS129	ABS sensor	D1	OE 4545E8; Position: rear axle left and right
			SPA172	Coolant temperature sensor	E3	OE 1338C1
			SA118	Oil pressure switches	F1	OE 1131C5
			1.6 VTi 120	88	07/08 → 08/13	APS71
SAC072	Camshaft sensor	B2				OE 1920LS
SAG261	Crankshaft sensor	B3				OE 1920LR
MWSS128	ABS sensor	D1				OE 4545E7; Position: front axle left and right
MWSS129	ABS sensor	D1				OE 4545E8; Position: rear axle left and right
SPA161	Coolant temperature sensor	E3				OE 1338F3
2.0 HDi 138	100	10/06 → 08/13	ATS22	Air temperature sensor	A1	OE 1920GF
			APS38	Intake pressure sensor	A3	OE 1920CZ
			SAC096	Camshaft sensor	B2	OE 19207V
			SAG169	Crankshaft sensor	B3	OE 1920GJ
			SAG222	Crankshaft sensor	B3	OE 1920QS
			SAG278	Crankshaft sensor	B3	OE 2529V1
		07/07 → 08/13	SPS008	Exhaust gas pressure sensor	C2	OE 1618LP

	kW			DESCRIPTION	TYPE	
CITROËN						
C4 Picasso I MPV / Space wagon (UD_)						
2.0 HDi 138	100	10/06 → 08/13	MWSS128	ABS sensor	D1	OE 4545E7; Position: front axle left and right
			MWSS129	ABS sensor	D1	OE 4545E8; Position: rear axle left and right
			SPA172	Coolant temperature sensor	E3	OE 1338C1
			SAA118	Oil pressure switches	F1	OE 1131C5
2.0 HDi 150	110	07/09 → 08/13	APS123	Intake pressure sensor	A3	OE 1920QR
			SAC096	Camshaft sensor	B2	OE 19207V
			SAG169	Crankshaft sensor	B3	OE 1920GJ
			SAG222	Crankshaft sensor	B3	OE 1920QS
			SPS008	Exhaust gas pressure sensor	C2	OE 1618LP
			MWSS128	ABS sensor	D1	OE 4545E7; Position: front axle left and right
			MWSS129	ABS sensor	D1	OE 4545E8; Position: rear axle left and right
			SPA172	Coolant temperature sensor	E3	OE 1338C1
SAA118	Oil pressure switches	F1	OE 1131C5			
C4 Picasso II						
1.2 THP 130	96	04/14 →	SAC125	Camshaft sensor	B2	OE 9688725080
			MWSS191	ABS sensor	D1	OE 9674852280; Position: front axle left and right
			MWSS193	ABS sensor	D1	OE 9800038580; Position: rear axle left and right
1.6 BlueHDi 120	88	07/14 →	SAC124	Camshaft sensor	B2	OE 9677493380
			SAG270	Crankshaft sensor	B3	OE 9677539480
			MWSS191	ABS sensor	D1	OE 9674852280; Position: front axle left and right
			MWSS193	ABS sensor	D1	OE 9800038580; Position: rear axle left and right
1.6 HDi / BlueHDi 115	85	02/13 →	SAC099	Camshaft sensor	B2	OE 1920QZ
			SAC124	Camshaft sensor	B2	OE 9677493380
			SAG270	Crankshaft sensor	B3	OE 9677539480
			MWSS191	ABS sensor	D1	OE 9674852280; Position: front axle left and right
			MWSS193	ABS sensor	D1	OE 9800038580; Position: rear axle left and right
			SPA172	Coolant temperature sensor	E3	OE 1338C1
2.0 BlueHDi 150	110	09/13 →	MWSS191	ABS sensor	D1	OE 9674852280; Position: front axle left and right
			MWSS193	ABS sensor	D1	OE 9800038580; Position: rear axle left and right
C5 I (DC_)						
1.8 16V (DC6FZB, DC6FZE)	85	03/01 → 08/04	IATS04/01	Air temperature sensor	A1	OE 19204G
			CA0077265/1	Throttle position sensors	A2	OE 1635Z9
			APS90	Intake pressure sensor	A3	OE 1920AN
			SAC070	Camshaft sensor	B2	OE 19208W
			SAG028	Crankshaft sensor	B3	OE 616070
			SAG157	Crankshaft sensor	B3	OE 19207N
			SAG217	Crankshaft sensor	B3	OE 1920EN
			SAG279	Crankshaft sensor	B3	OE 252980
			SAG280	Crankshaft sensor	B3	OE 252929
			SPA107	Coolant temperature sensor	E3	OE 1338.A7
			SAA118	Oil pressure switches	F1	OE 1131C5
2.0 16V (DCRFNC, DCRFNF)	100	03/01 → 08/04	IATS04	Air temperature sensor	A1	OE 19201J
			IATS04/01	Air temperature sensor	A1	OE 19204G

	KW			DESCRIPTION	TYPE	
CITROËN						
C5 I (DC_)						
2.0 16V (DCRFNC, DCRFNF)	100	03/01 → 08/04	CA0077265/1	Throttle position sensors	A2	OE 1635Z9
			APS90	Intake pressure sensor	A3	OE 1920AN
			SAD028	Knock sensor	B1	OE 594621
			SAD033	Knock sensor	B1	OE 594623
			SAC070	Camshaft sensor	B2	OE 19208W
			SAG028	Crankshaft sensor	B3	OE 616070
		03/01 → 04/02	SAG157	Crankshaft sensor	B3	OE 19207N
			SAG217	Crankshaft sensor	B3	OE 1920EN
		05/02 → 08/04	SAG279	Crankshaft sensor	B3	OE 252980
			SAG280	Crankshaft sensor	B3	OE 252929
			SPA107	Coolant temperature sensor	E3	OE 1338.A7
			SAA118	Oil pressure switches	F1	OE 1131C5
2.0 HDi (DCRHZB, DCRHZE)	80	03/01 → 08/04	APS35	Intake pressure sensor	A3	OE 19207T
			APS112	Intake pressure sensor	A3	OE 1920GH
			SAC096	Camshaft sensor	B2	OE 19207V
			SAG157	Crankshaft sensor	B3	OE 19207N
			SAG202	Crankshaft sensor	B3	OE 19208S
			SAG279	Crankshaft sensor	B3	OE 252980
			SAG280	Crankshaft sensor	B3	OE 252929
			SPA172	Coolant temperature sensor	E3	OE 1338C1
			SAA118	Oil pressure switches	F1	OE 1131C5
2.2 HDi (DC4HXB, DC4HXE)	98	03/01 → 08/04	APS35	Intake pressure sensor	A3	OE 19207T
			APS112	Intake pressure sensor	A3	OE 1920GH
			SAC096	Camshaft sensor	B2	OE 19207V
			SAG157	Crankshaft sensor	B3	OE 19207N
			SAG202	Crankshaft sensor	B3	OE 19208S
			SAG217	Crankshaft sensor	B3	OE 1920EN
			SPA172	Coolant temperature sensor	E3	OE 1338C1
			SAA118	Oil pressure switches	F1	OE 1131C5
3.0 V6 (DCXFXC, DCXFXF)	152	03/01 → 08/04	SAD008	Knock sensor	B1	OE 594622
C5 I Break (DE_)						
2.0 HDi (DERHZB, DERHZE)	80	06/01 → 08/04	APS35	Intake pressure sensor	A3	OE 19207T
			APS112	Intake pressure sensor	A3	OE 1920GH
			SAC096	Camshaft sensor	B2	OE 19207V
			SAG279	Crankshaft sensor	B3	OE 252980
			SAG280	Crankshaft sensor	B3	OE 252929
			SPA172	Coolant temperature sensor	E3	OE 1338C1
2.2 HDi (DE4HXB, DE4HXE)	98	06/01 → 08/04	APS35	Intake pressure sensor	A3	OE 19207T
			APS112	Intake pressure sensor	A3	OE 1920GH
			SAC096	Camshaft sensor	B2	OE 19207V
			SAG157	Crankshaft sensor	B3	OE 19207N
			SAG202	Crankshaft sensor	B3	OE 19208S
			SAG217	Crankshaft sensor	B3	OE 1920EN
			SPA172	Coolant temperature sensor	E3	OE 1338C1
SAA118	Oil pressure switches	F1	OE 1131C5			
3.0 V6 (DEXFXC, DEXFXF)	152	06/01 → 08/04	SAD008	Knock sensor	B1	OE 594622
C5 II (RC_)						
1.6 HDi (RC8HZB)	80	09/04 →	ATS22	Air temperature sensor	A1	OE 1920GF
			APS38	Intake pressure sensor	A3	OE 1920CZ
			SAC096	Camshaft sensor	B2	OE 19207V
			SAG167	Crankshaft sensor	B3	OE 1920PW
		10/07 →	SPS008	Exhaust gas pressure sensor	C2	OE 1618LP
		09/04 →	SPA172	Coolant temperature sensor	E3	OE 1338C1
			SAA118	Oil pressure switches	F1	OE 1131C5

	kW			DESCRIPTION	TYPE	
CITROËN						
C5 II (RC_)						
2.0 HDi (RCRHRH)	100	09/04 →	ATS22	Air temperature sensor	A1	OE 1920GF
			APS38	Intake pressure sensor	A3	OE 1920CZ
			SAC096	Camshaft sensor	B2	OE 19207V
			SAG169	Crankshaft sensor	B3	OE 1920GJ
			SAG222	Crankshaft sensor	B3	OE 1920QS
			SAG280	Crankshaft sensor	B3	OE 252929
			SPS008	Exhaust gas pressure sensor	C2	OE 1618LP
			SPA172	Coolant temperature sensor	E3	OE 1338C1
3.0 V6 (RCXFUF)	152	09/04 →	SAA118	Oil pressure switches	F1	OE 1131C5
			SAD008	Knock sensor	B1	OE 594622
C5 II Break (RE_)						
1.6 HDi (RE8HZB)	80	09/04 →	ATS22	Air temperature sensor	A1	OE 1920GF
			APS38	Intake pressure sensor	A3	OE 1920CZ
			SAC096	Camshaft sensor	B2	OE 19207V
		10/07 →	SAG167	Crankshaft sensor	B3	OE 1920PW
			SPS008	Exhaust gas pressure sensor	C2	OE 1618LP
			09/04 →	SPA172	Coolant temperature sensor	E3
SAA118	Oil pressure switches	F1		OE 1131C5		
2.0 HDi (RERHRH)	100	09/04 →	ATS22	Air temperature sensor	A1	OE 1920GF
			APS38	Intake pressure sensor	A3	OE 1920CZ
			SAC096	Camshaft sensor	B2	OE 19207V
			SAG169	Crankshaft sensor	B3	OE 1920GJ
		10/06 →	SAG222	Crankshaft sensor	B3	OE 1920QS
			SPS008	Exhaust gas pressure sensor	C2	OE 1618LP
		09/04 →	SPA172	Coolant temperature sensor	E3	OE 1338C1
			SAA118	Oil pressure switches	F1	OE 1131C5
3.0 V6 (REXFUF)	152	09/04 →	SAD008	Knock sensor	B1	OE 594622
C5 III (RD_)						
1.6 HDi 110	80	02/08 →	ATS22	Air temperature sensor	A1	OE 1920GF
			APS38	Intake pressure sensor	A3	OE 1920CZ
			SAC096	Camshaft sensor	B2	OE 19207V
			SAG167	Crankshaft sensor	B3	OE 1920PW
			SPS008	Exhaust gas pressure sensor	C2	OE 1618LP
			SPA172	Coolant temperature sensor	E3	OE 1338C1
			SAA118	Oil pressure switches	F1	OE 1131C5
			APS138	Fuel pressure sensor	F2	
	82	07/10 →	APS38	Intake pressure sensor	A3	OE 1920CZ
			APS123	Intake pressure sensor	A3	OE 1920QR
			SAC099	Camshaft sensor	B2	OE 1920QZ
			SAG167	Crankshaft sensor	B3	OE 1920PW
			SAG270	Crankshaft sensor	B3	OE 9677539480
			SAG278	Crankshaft sensor	B3	OE 2529V1
2.0 HDi	100	02/08 →	SPS008	Exhaust gas pressure sensor	C2	OE 1618LP
			SPA172	Coolant temperature sensor	E3	OE 1338C1
			ATS22	Air temperature sensor	A1	OE 1920GF
			APS38	Intake pressure sensor	A3	OE 1920CZ
			SAC096	Camshaft sensor	B2	OE 19207V
			SAG169	Crankshaft sensor	B3	OE 1920GJ
			SAG222	Crankshaft sensor	B3	OE 1920QS
			SAG280	Crankshaft sensor	B3	OE 252929
2.0 HDi 140	103	11/08 →	SPS008	Exhaust gas pressure sensor	C2	OE 1618LP
			SAA118	Oil pressure switches	F1	OE 1131C5
2.0 HDi 140	103	11/08 →	ATS22	Air temperature sensor	A1	OE 1920GF
			APS38	Intake pressure sensor	A3	OE 1920CZ

	KW			DESCRIPTION	TYPE	
CITROËN						
C5 III (RD_)						
2.0 HDi 140	103	11/08 →	SAC096	Camshaft sensor	B2	OE 19207V
			SAG169	Crankshaft sensor	B3	OE 1920GJ
			SPS008	Exhaust gas pressure sensor	C2	OE 1618LP
			SPA172	Coolant temperature sensor	E3	OE 1338C1
2.0 HDi 165	120	04/09 →	APS123	Intake pressure sensor	A3	OE 1920QR
			SAC096	Camshaft sensor	B2	OE 19207V
			SPS008	Exhaust gas pressure sensor	C2	OE 1618LP
			SPA172	Coolant temperature sensor	E3	OE 1338C1
			SAA118	Oil pressure switches	F1	OE 1131C5
3.0 V6	155	02/08 →	SAD008	Knock sensor	B1	OE 594622
C5 III Break (RW_)						
2.0 HDi	100	02/08 →	ATS22	Air temperature sensor	A1	OE 1920GF
			APS38	Intake pressure sensor	A3	OE 1920CZ
			SAC096	Camshaft sensor	B2	OE 19207V
			SAG169	Crankshaft sensor	B3	OE 1920GJ
			SAG222	Crankshaft sensor	B3	OE 1920QS
			SPS008	Exhaust gas pressure sensor	C2	OE 1618LP
			SPA172	Coolant temperature sensor	E3	OE 1338C1
			SAA118	Oil pressure switches	F1	OE 1131C5
2.0 HDi 140	103	04/09 →	ATS22	Air temperature sensor	A1	OE 1920GF
			APS38	Intake pressure sensor	A3	OE 1920CZ
			SAC096	Camshaft sensor	B2	OE 19207V
			SAG169	Crankshaft sensor	B3	OE 1920GJ
			SPS008	Exhaust gas pressure sensor	C2	OE 1618LP
2.0 HDi 165	120	04/09 →	APS123	Intake pressure sensor	A3	OE 1920QR
			SAC096	Camshaft sensor	B2	OE 19207V
			SPS008	Exhaust gas pressure sensor	C2	OE 1618LP
			SPA172	Coolant temperature sensor	E3	OE 1338C1
			SAA118	Oil pressure switches	F1	OE 1131C5
3.0 V6	155	02/08 →	SAD008	Knock sensor	B1	OE 594622
C6 (TD_)						
2.7 HDi	150	10/07 → 12/11	SPS008	Exhaust gas pressure sensor	C2	OE 1618LP
3.0 V6	155	09/05 → 12/12	SAD008	Knock sensor	B1	OE 594622
C8 (EA_, EB_)						
2.0 HDi	79	07/02 →	APS35	Intake pressure sensor	A3	OE 19207T
			APS112	Intake pressure sensor	A3	OE 1920GH
			SAC096	Camshaft sensor	B2	OE 19207V
			SAG279	Crankshaft sensor	B3	OE 252980
			SAG280	Crankshaft sensor	B3	OE 252929
			SPA107	Coolant temperature sensor	E3	OE 1338.A7
			SPA167	Coolant temperature sensor	E3	OE 133897
			SPA172	Coolant temperature sensor	E3	OE 1338C1
			SAA118	Oil pressure switches	F1	OE 1131C5
2.0 HDi 135	100	03/06 →	ATS22	Air temperature sensor	A1	OE 1920GF
			APS38	Intake pressure sensor	A3	OE 1920CZ
			APS123	Intake pressure sensor	A3	OE 1920QR
			SAC096	Camshaft sensor	B2	OE 19207V
			SAG169	Crankshaft sensor	B3	OE 1920GJ
			SPS008	Exhaust gas pressure sensor	C2	OE 1618LP
			SPA172	Coolant temperature sensor	E3	OE 1338C1
			SAA118	Oil pressure switches	F1	OE 1131C5
2.2 HDi	94	07/02 →	APS35	Intake pressure sensor	A3	OE 19207T
			APS112	Intake pressure sensor	A3	OE 1920GH
			SAC096	Camshaft sensor	B2	OE 19207V
			SPA107	Coolant temperature sensor	E3	OE 1338.A7

	kW			DESCRIPTION	TYPE	
CITROËN						
C8 (EA_, EB_)						
2.2 HDi	94	07/02 →	SPA172	Coolant temperature sensor	E3	OE 1338C1
			SAA118	Oil pressure switches	F1	OE 1131C5
3.0 V6	150	07/02 →	SAD008	Knock sensor	B1	OE 594622
C15 Furgonato (VD-_)						
1.9 D	44	12/00 → 12/05	SAG027	Crankshaft sensor	B3	OE 2576083A
			SPA107	Coolant temperature sensor	E3	OE 1338.A7
			SAA118	Oil pressure switches	F1	OE 1131C5
C-CROSSER (EP_)						
2.2 HDi	115	02/07 →	ATS22	Air temperature sensor	A1	OE 1920GF
			APS58	Intake pressure sensor	A3	OE 1920LG
			APS114	Intake pressure sensor	A3	OE 1920LH
			SAC096	Camshaft sensor	B2	OE 19207V
			SAG167	Crankshaft sensor	B3	OE 1920PW
		SAG252	Crankshaft sensor	B3	OE 2529TN	
		06/08 →	SPS008	Exhaust gas pressure sensor	C2	OE 1618LP
		02/07 →	SPA172	Coolant temperature sensor	E3	OE 1338C1
		SAA118	Oil pressure switches	F1	OE 1131C5	
C-ELYSEE						
1.6 HDi 92	68	11/12 →	APS123	Intake pressure sensor	A3	OE 1920QR
			SAC099	Camshaft sensor	B2	OE 1920QZ
			SAG270	Crankshaft sensor	B3	OE 9677539480
			SPS008	Exhaust gas pressure sensor	C2	OE 1618LP
			MWSS086	ABS sensor	D1	OE 4545J5; Position: front axle left and right
		11/12 → 04/13	MWSS087	ABS sensor	D1	OE 4545E5; Position: rear axle left and right
		01/14 →	MWSS165	ABS sensor	D1	OE 9805066080; Position: rear axle left and right
11/12 →	SPA172	Coolant temperature sensor	E3	OE 1338C1		
CX I (MA)						
2400 GTi	96	06/77 → 06/82	SPA131	Coolant temperature sensor	E3	OE 5502644
	94	06/77 → 06/82	SPA131	Coolant temperature sensor	E3	OE 5502644
CX I Break (MA)						
2400 GTi	94	07/82 → 06/83	SPA131	Coolant temperature sensor	E3	OE 5502644
DS3						
1.2 VTi 82	60	01/13 → 03/15	SAC125	Camshaft sensor	B2	OE 9688725080
			MWSS086	ABS sensor	D1	OE 4545J5; Position: front axle left and right
			MWSS153	ABS sensor	D1	OE 4545K0; Position: rear axle left and right
			MWSS186	ABS sensor	D1	OE 9800035980; Position: rear axle left and right
1.4 VTi 95	70	04/10 → 07/15	APS71	Intake pressure sensor	A3	OE 1920LW
			SAD028	Knock sensor	B1	OE 594621
			SAC072	Camshaft sensor	B2	OE 1920LS
			SAG261	Crankshaft sensor	B3	OE 1920LR
			MWSS086	ABS sensor	D1	OE 4545J5; Position: front axle left and right
			MWSS153	ABS sensor	D1	OE 4545K0; Position: rear axle left and right
			MWSS186	ABS sensor	D1	OE 9800035980; Position: rear axle left and right
	SPA161	Coolant temperature sensor	E3	OE 1338F3		
1.6 HDi 110	82	11/09 → 07/15	APS123	Intake pressure sensor	A3	OE 1920QR
			SAC099	Camshaft sensor	B2	OE 1920QZ

				DESCRIPTION	TYPE	
CITROËN						
DS3						
1.6 HDi 110	82	11/09 → 07/15	SAG167	Crankshaft sensor	B3	OE 1920PW
			SAG270	Crankshaft sensor	B3	OE 9677539480
			SAG278	Crankshaft sensor	B3	OE 2529V1
			SPS008	Exhaust gas pressure sensor	C2	OE 1618LP
			MWSS086	ABS sensor	D1	OE 4545J5; Position: front axle left and right
			MWSS153	ABS sensor	D1	OE 4545K0; Position: rear axle left and right
			MWSS186	ABS sensor	D1	OE 9800035980; Position: rear axle left and right
			SPA172	Coolant temperature sensor	E3	OE 1338C1
			SAA118	Oil pressure switches	F1	OE 1131C5
1.6 HDi 90	68	11/09 → 07/15	APS123	Intake pressure sensor	A3	OE 1920QR
			SAC099	Camshaft sensor	B2	OE 1920QZ
			SAG167	Crankshaft sensor	B3	OE 1920PW
			SAG270	Crankshaft sensor	B3	OE 9677539480
			SPS008	Exhaust gas pressure sensor	C2	OE 1618LP
			MWSS086	ABS sensor	D1	OE 4545J5; Position: front axle left and right
			MWSS153	ABS sensor	D1	OE 4545K0; Position: rear axle left and right
			MWSS186	ABS sensor	D1	OE 9800035980; Position: rear axle left and right
			SPA172	Coolant temperature sensor	E3	OE 1338C1
SAA118	Oil pressure switches	F1	OE 1131C5			
1.6 THP 155	115	04/10 → 07/15	SAC072	Camshaft sensor	B2	OE 1920LS
			SAG261	Crankshaft sensor	B3	OE 1920LR
			SAG278	Crankshaft sensor	B3	OE 2529V1
			MWSS086	ABS sensor	D1	OE 4545J5; Position: front axle left and right
			MWSS153	ABS sensor	D1	OE 4545K0; Position: rear axle left and right
			MWSS186	ABS sensor	D1	OE 9800035980; Position: rear axle left and right
			SPA161	Coolant temperature sensor	E3	OE 1338F3
			SAA118	Oil pressure switches	F1	OE 1131C5
			APS47	Fuel pressure sensor	F2	OE 1920KZ
1.6 VTi 120	88	04/10 → 07/15	APS71	Intake pressure sensor	A3	OE 1920LW
			SAD028	Knock sensor	B1	OE 594621
			SAC072	Camshaft sensor	B2	OE 1920LS
			SAG261	Crankshaft sensor	B3	OE 1920LR
			MWSS086	ABS sensor	D1	OE 4545J5; Position: front axle left and right
			MWSS153	ABS sensor	D1	OE 4545K0; Position: rear axle left and right
			MWSS186	ABS sensor	D1	OE 9800035980; Position: rear axle left and right
			SPA161	Coolant temperature sensor	E3	OE 1338F3
DS4						
1.6 HDi 110	82	04/11 → 07/15	APS123	Intake pressure sensor	A3	OE 1920QR
			SAC099	Camshaft sensor	B2	OE 1920QZ
			SAG270	Crankshaft sensor	B3	OE 9677539480
			SPS008	Exhaust gas pressure sensor	C2	OE 1618LP
			MWSS148	ABS sensor	D1	OE 4545F5; Position: front axle left and right

	KW			DESCRIPTION	TYPE	
CITROËN						
DS4						
1.6 HDi 110	82	04/11 → 07/15	MWSS164	ABS sensor	D1	OE 454508; Position: rear axle left and right
			SPA172	Coolant temperature sensor	E3	OE 1338C1
1.6 HDi 115	84	08/12 → 07/15	APS123	Intake pressure sensor	A3	OE 1920QR
			SAC099	Camshaft sensor	B2	OE 1920QZ
			SAG252	Crankshaft sensor	B3	OE 2529TN
			SAG270	Crankshaft sensor	B3	OE 9677539480
			SPS008	Exhaust gas pressure sensor	C2	OE 1618LP
			MWSS148	ABS sensor	D1	OE 4545F5; Position: front axle left and right
			MWSS164	ABS sensor	D1	OE 454508; Position: rear axle left and right
			SPA172	Coolant temperature sensor	E3	OE 1338C1
2.0 HDi 165	120	04/11 → 07/15	APS123	Intake pressure sensor	A3	OE 1920QR
			SAC096	Camshaft sensor	B2	OE 19207V
			SPS008	Exhaust gas pressure sensor	C2	OE 1618LP
			MWSS148	ABS sensor	D1	OE 4545F5; Position: front axle left and right
			MWSS164	ABS sensor	D1	OE 454508; Position: rear axle left and right
			SPA172	Coolant temperature sensor	E3	OE 1338C1
DS5						
2.0 HDi 165	120	11/11 → 07/15	APS123	Intake pressure sensor	A3	OE 1920QR
			SAC096	Camshaft sensor	B2	OE 19207V
			SPS008	Exhaust gas pressure sensor	C2	OE 1618LP
			MWSS148	ABS sensor	D1	OE 4545F5; Position: front axle left and right
			SPA172	Coolant temperature sensor	E3	OE 1338C1
EVASION MPV / Space wagon (22, U6)						
1.8	73	05/97 → 07/02	PRT03E/04	Intake pressure sensor	A3	OE 1920P2
			PF90/018	Throttle position sensors	A2	OE 19200F
2.0	89	06/94 → 07/02	PRT03E/04	Intake pressure sensor	A3	OE 1920P2
			SAD008	Knock sensor	B1	OE 594622
2.0 16V	97	05/98 → 04/00	SAD008	Knock sensor	B1	OE 594622
2.0 Turbo C.T.	108	06/94 → 07/02	SAD008	Knock sensor	B1	OE 594622
JUMPER Autobus (230P)						
2.0	80	02/94 → 04/02	PF90/018	Throttle position sensors	A2	OE 19200F
JUMPER Furgonato						
2.0 BlueHDi 130	96	04/16 → 09/19	SPS008	Exhaust gas pressure sensor	C2	OE 1618LP
2.2 HDi 100	74	04/06 →	APS20	Intake pressure sensor	A3	OE 1920LA
			SAC083	Camshaft sensor	B2	OE 1920KX
			SAG002	Crankshaft sensor	B3	OE 1920LV
			SAA113	Oil pressure switches	F1	OE 1131J2
2.2 HDi 120	88	04/06 →	APS20	Intake pressure sensor	A3	OE 1920LA
			SAC083	Camshaft sensor	B2	OE 1920KX
			SAG002	Crankshaft sensor	B3	OE 1920LV
			SAA113	Oil pressure switches	F1	OE 1131J2
			APS135	Fuel pressure sensor	F2	OE 1570P1*
2.2 HDi 130	96	07/11 →	APS106	Intake pressure sensor	A3	OE 9675379580
			SAC083	Camshaft sensor	B2	OE 1920KX
			SAG002	Crankshaft sensor	B3	OE 1920LV
			SAG281	Crankshaft sensor	B3	OE 9675323280
			SPA179	Coolant temperature sensor	E3	OE 9675342080
			APS135	Fuel pressure sensor	F2	OE 1570P1*

	KW			DESCRIPTION	TYPE	
CITROËN						
JUMPER Furgonato (230L)						
2.0	80	03/94 → 04/02	PF90/018	Throttle position sensors	A2	OE 19200F
JUMPER Furgonato (244)						
2.0 HDi	62	04/02 →	PRT03/04	Intake pressure sensor	A3	OE 1563J4
			SAC096	Camshaft sensor	B2	OE 19207V
			SAA118	Oil pressure switches	F1	OE 1131C5
2.2 HDi	74	04/02 →	PRT03/04	Intake pressure sensor	A3	OE 1563J4
			SAG157	Crankshaft sensor	B3	OE 19207N
			SPA172	Coolant temperature sensor	E3	OE 1338C1
			SAA118	Oil pressure switches	F1	OE 1131C5
2.8 HDi	94	04/02 →	PRT03/04	Intake pressure sensor	A3	OE 1563J4
			APS50	Intake pressure sensor	A3	OE 1920FT; With integrated air temperature sensor
			SAC092	Camshaft sensor	B2	OE 1920JH
			SAG089	Crankshaft sensor	B3	OE 1920CP
			CWM02/2	Crankshaft sensor	B3	OE 1612907480
			WTS05-1	Coolant temperature sensor	E3	OE 1338A5
			SPA103	Coolant temperature sensor	E3	OE 1338.C7
			SAA101	Oil pressure switches	F1	OE 113198
APS132	Fuel pressure sensor	F2	OE 1920.PR; Position: high pressure side			
JUMPER Pianale piatto/Telaio						
2.0 BlueHdi 130	96	04/16 → 09/19	SPS008	Exhaust gas pressure sensor	C2	OE 1618LP
2.2 HDi 100	74	04/06 →	APS20	Intake pressure sensor	A3	OE 1920LA
			SAC083	Camshaft sensor	B2	OE 1920KX
			SAG002	Crankshaft sensor	B3	OE 1920LV
			SAA113	Oil pressure switches	F1	OE 1131J2
			APS135	Fuel pressure sensor	F2	OE 1570P1*
2.2 HDi 110	81	07/11 →	APS106	Intake pressure sensor	A3	OE 9675379580
			SAC083	Camshaft sensor	B2	OE 1920KX
			SAG281	Crankshaft sensor	B3	OE 9675323280
			SPS010	Exhaust gas pressure sensor	C2	OE 1606610880
			SPA179	Coolant temperature sensor	E3	OE 9675342080
2.2 HDi 120	88	04/06 →	APS20	Intake pressure sensor	A3	OE 1920LA
			SAC083	Camshaft sensor	B2	OE 1920KX
			SAG002	Crankshaft sensor	B3	OE 1920LV
			SAA113	Oil pressure switches	F1	OE 1131J2
			APS135	Fuel pressure sensor	F2	OE 1570P1*
2.2 HDi 130	96	07/11 →	APS106	Intake pressure sensor	A3	OE 9675379580
			SAC083	Camshaft sensor	B2	OE 1920KX
			SAG002	Crankshaft sensor	B3	OE 1920LV
			SAG281	Crankshaft sensor	B3	OE 9675323280
			SPA179	Coolant temperature sensor	E3	OE 9675342080
			APS135	Fuel pressure sensor	F2	OE 1570P1*
2.2 HDi 150	110	07/11 →	APS106	Intake pressure sensor	A3	OE 9675379580
			SAC083	Camshaft sensor	B2	OE 1920KX
			SAG281	Crankshaft sensor	B3	OE 9675323280
			SPS010	Exhaust gas pressure sensor	C2	OE 1606610880
			SPA179	Coolant temperature sensor	E3	OE 9675342080
JUMPER Pianale piatto/Telaio (230)						
2.0	80	03/94 → 04/02	PF90/018	Throttle position sensors	A2	OE 19200F
JUMPER Pianale piatto/Telaio (244)						
2.0 HDi	62	04/02 →	PRT03/04	Intake pressure sensor	A3	OE 1563J4
			SAC096	Camshaft sensor	B2	OE 19207V
			SAA118	Oil pressure switches	F1	OE 1131C5

	kW			DESCRIPTION	TYPE	
CITROËN						
JUMPER Pianale piatto/Telaio (244)						
2.8 HDi	94	04/02 →	PRT03/04	Intake pressure sensor	A3	OE 1563J4
			APS50	Intake pressure sensor	A3	OE 1920FT; With integrated air temperature sensor
			SAC092	Camshaft sensor	B2	OE 1920JH
			SAG089	Crankshaft sensor	B3	OE 1920CP
			CWM02/2	Crankshaft sensor	B3	OE 1612907480
			WTS05-1	Coolant temperature sensor	E3	OE 1338A5
			SPA103	Coolant temperature sensor	E3	OE 1338.C7
			SAA101	Oil pressure switches	F1	OE 113198
			APS132	Fuel pressure sensor	F2	OE 1920.PR; Position: high pressure side
JUMPY (U6U)						
1.9 D 70	51	04/98 → 11/03	SAG027	Crankshaft sensor	B3	OE 2576083A
			SAG028	Crankshaft sensor	B3	OE 616070
			SPA107	Coolant temperature sensor	E3	OE 1338.A7
			SAA118	Oil pressure switches	F1	OE 1131C5
2.0 HDi 110	80	03/00 → 10/06	APS35	Intake pressure sensor	A3	OE 19207T
			SAC096	Camshaft sensor	B2	OE 19207V
			SAG027	Crankshaft sensor	B3	OE 2576083A
			SAG028	Crankshaft sensor	B3	OE 616070
			SPA107	Coolant temperature sensor	E3	OE 1338.A7
			SPA167	Coolant temperature sensor	E3	OE 133897
			SAA118	Oil pressure switches	F1	OE 1131C5
2.0 HDi 95	69	10/99 → 10/06	APS35	Intake pressure sensor	A3	OE 19207T
			APS112	Intake pressure sensor	A3	OE 1920GH
			SAC096	Camshaft sensor	B2	OE 19207V
			SAG027	Crankshaft sensor	B3	OE 2576083A
			SAG028	Crankshaft sensor	B3	OE 616070
			SPA107	Coolant temperature sensor	E3	OE 1338.A7
			SPA167	Coolant temperature sensor	E3	OE 133897
SAA118	Oil pressure switches	F1	OE 1131C5			
2.0 HDi 120	88	01/07 →	ATS22	Air temperature sensor	A1	OE 1920GF
JUMPY (VF7)						
2.0 HDi 120	88	01/07 →	APS38	Intake pressure sensor	A3	OE 1920CZ
			SAC096	Camshaft sensor	B2	OE 19207V
			SAG169	Crankshaft sensor	B3	OE 1920GJ
			SAG222	Crankshaft sensor	B3	OE 1920QS
			SPA172	Coolant temperature sensor	E3	OE 1338C1
2.0 HDi 125	94	07/11 →	APS123	Intake pressure sensor	A3	OE 1920QR
			SAC096	Camshaft sensor	B2	OE 19207V
			SPS008	Exhaust gas pressure sensor	C2	OE 1618LP
			SPA172	Coolant temperature sensor	E3	OE 1338C1
JUMPY Furgonato						
1.6 HDi 90 16V	66	01/07 →	ATS22	Air temperature sensor	A1	OE 1920GF
			APS38	Intake pressure sensor	A3	OE 1920CZ
			SAC096	Camshaft sensor	B2	OE 19207V
			SAG167	Crankshaft sensor	B3	OE 1920PW
			SPA172	Coolant temperature sensor	E3	OE 1338C1
			SAA118	Oil pressure switches	F1	OE 1131C5
1.6 HDi 90 8V	66	01/07 →	APS138	Fuel pressure sensor	F2	
			APS123	Intake pressure sensor	A3	OE 1920QR
			SAC099	Camshaft sensor	B2	OE 1920QZ
			SAG168	Crankshaft sensor	B3	OE 1920EH
			SAG270	Crankshaft sensor	B3	OE 9677539480

	KW			DESCRIPTION	TYPE	
CITROËN						
JUMPY Furgonato						
1.6 HDi 90 8V	66	01/07 →	SPS008	Exhaust gas pressure sensor	C2	OE 1618LP
			SPA172	Coolant temperature sensor	E3	OE 1338C1
2.0 HDi 120	88	01/07 →	ATS22	Air temperature sensor	A1	OE 1920GF
			APS38	Intake pressure sensor	A3	OE 1920CZ
			SAC096	Camshaft sensor	B2	OE 19207V
			SAG169	Crankshaft sensor	B3	OE 1920GJ
			SPA172	Coolant temperature sensor	E3	OE 1338C1
			SAA118	Oil pressure switches	F1	OE 1131C5
2.0 HDi 125	94	07/11 →	APS123	Intake pressure sensor	A3	OE 1920QR
			SAC096	Camshaft sensor	B2	OE 19207V
			SPS008	Exhaust gas pressure sensor	C2	OE 1618LP
			SPA172	Coolant temperature sensor	E3	OE 1338C1
JUMPY Furgonato (BS_, BT_, BY_, BZ_)						
1.9 D 70	51	04/98 → 10/06	SAG027	Crankshaft sensor	B3	OE 2576083A
			SAG028	Crankshaft sensor	B3	OE 616070
			SPA107	Coolant temperature sensor	E3	OE 1338.A7
			SAA118	Oil pressure switches	F1	OE 1131C5
2.0 HDi 110	80	10/01 → 10/06	APS35	Intake pressure sensor	A3	OE 19207T
			SAC096	Camshaft sensor	B2	OE 19207V
			SAG028	Crankshaft sensor	B3	OE 616070
			SPA107	Coolant temperature sensor	E3	OE 1338.A7
			SPA167	Coolant temperature sensor	E3	OE 133897
			SAA118	Oil pressure switches	F1	OE 1131C5
2.0 HDi 95	69	10/99 → 10/06	APS35	Intake pressure sensor	A3	OE 19207T
			APS112	Intake pressure sensor	A3	OE 1920GH
			SAC096	Camshaft sensor	B2	OE 19207V
			SAG027	Crankshaft sensor	B3	OE 2576083A
			SAG028	Crankshaft sensor	B3	OE 616070
			SPA107	Coolant temperature sensor	E3	OE 1338.A7
			SPA167	Coolant temperature sensor	E3	OE 133897
			SAA118	Oil pressure switches	F1	OE 1131C5
JUMPY Furgonato (V_)						
1.6 BlueHDi 115	85	04/16 →	SAC124	Camshaft sensor	B2	OE 9677493380
2.0 BlueHDi 120	90	04/16 →	SAC096	Camshaft sensor	B2	OE 19207V
			SPS008	Exhaust gas pressure sensor	C2	OE 1618LP
NEMO Furgonato (AA_)						
1.3 HDi 75	55	10/10 →	ATS20	Intake pressure sensor	A3	OE 1611432480
			SAF001	Fuel water sensor	A4	
			SPS013	Exhaust gas pressure sensor	C2	OE 1610531380
			SPA146	Coolant temperature sensor	E3	OE 1338G9
1.4 HDi	50	02/08 →	ATS22	Air temperature sensor	A1	OE 1920GF
			APS112	Intake pressure sensor	A3	OE 1920GH
			SAC100	Camshaft sensor	B2	OE 1920EJ
			SAG167	Crankshaft sensor	B3	OE 1920PW
			SPA172	Coolant temperature sensor	E3	OE 1338C1
			SAA118	Oil pressure switches	F1	OE 1131C5
NEMO Station wagon						
1.3 HDi 75	55	10/10 →	ATS20	Intake pressure sensor	A3	OE 1611432480
			SAF001	Fuel water sensor	A4	
			SPS013	Exhaust gas pressure sensor	C2	OE 1610531380
			SPA146	Coolant temperature sensor	E3	OE 1338G9
1.4 HDi	50	04/09 →	ATS22	Air temperature sensor	A1	OE 1920GF
			APS112	Intake pressure sensor	A3	OE 1920GH
			SAC100	Camshaft sensor	B2	OE 1920EJ
			SAG167	Crankshaft sensor	B3	OE 1920PW

	kW			DESCRIPTION	TYPE	
CITROËN						
NEMO Station wagon						
1.4 HDi	50	04/09 →	SPA172	Coolant temperature sensor	E3	OE 1338C1
			SAA118	Oil pressure switches	F1	OE 1131C5
SAXO (S0, S1)						
1.0 X	37	05/98 → 06/03	SAG027	Crankshaft sensor	B3	OE 2576083A
			SAG028	Crankshaft sensor	B3	OE 616070
			SAG156	Crankshaft sensor	B3	OE 19204A
			MWSS062	ABS sensor	D1	OE 454557; Position: front axle left and right
			MWSS063	ABS sensor	D1	OE 454580; Position: rear axle left and right
			SPA164	Coolant temperature sensor	E3	OE 19203F
1.5 D	43	07/01 → 04/04	SAG028	Crankshaft sensor	B3	OE 616070
			MWSS062	ABS sensor	D1	OE 454557; Position: front axle left and right
			MWSS063	ABS sensor	D1	OE 454580; Position: rear axle left and right
1.6	66	02/96 → 06/03	APS29	Intake pressure sensor	A3	OE 1920K8
1.6 VTL,VTR	65	05/96 → 06/03	APS29	Intake pressure sensor	A3	OE 1920K8
VISA						
16 GTI	76	01/85 → 06/86	SVF010	Throttle position sensors	A2	OE 1628A3
	83	06/86 → 03/91	SVF010	Throttle position sensors	A2	OE 1628A3
XANTIA (X1_, X2_)						
1.6 i	65	03/93 → 03/01	PF90/018	Throttle position sensors	A2	OE 19200F
	65	03/93 → 03/01	PRT03E/04	Intake pressure sensor	A3	OE 1920P2
1.8 i	74	03/93 → 01/98	PF90/018	Throttle position sensors	A2	OE 19200F
			APS29	Intake pressure sensor	A3	OE 1920K8
			PRT03E/04	Intake pressure sensor	A3	OE 1920P2
1.8 i 16V	81	06/95 → 12/01	SAD008	Knock sensor	B1	OE 594622
2.0 HDI 109	80	02/99 → 04/03	APS35	Intake pressure sensor	A3	OE 19207T
			SAC096	Camshaft sensor	B2	OE 19207V
			SAG027	Crankshaft sensor	B3	OE 2576083A
			SAG028	Crankshaft sensor	B3	OE 616070
			SAG150	Crankshaft sensor	B3	OE 1920E2
			SPA167	Coolant temperature sensor	E3	OE 133897
2.0 HDI 90	66	03/99 → 04/03	APS35	Intake pressure sensor	A3	OE 19207T
			SAC096	Camshaft sensor	B2	OE 19207V
			SAG027	Crankshaft sensor	B3	OE 2576083A
			SAG028	Crankshaft sensor	B3	OE 616070
			SAG150	Crankshaft sensor	B3	OE 1920E2
			SPA167	Coolant temperature sensor	E3	OE 133897
2.0 i	89	03/93 → 04/03	PF90/018	Throttle position sensors	A2	OE 19200F
			PRT03E/04	Intake pressure sensor	A3	OE 1920P2
2.0 i 16V	97	06/95 → 04/03	SAD008	Knock sensor	B1	OE 594622
3.0 i 24V	140	01/97 → 04/03	SPA120	Coolant temperature sensor	E3	OE 133875
XANTIA (X2)						
2.0 i 16V	97	01/98 → 04/03	SAD008	Knock sensor	B1	OE 594622
3.0 V6	140	01/98 → 04/03	SPA120	Coolant temperature sensor	E3	OE 133875
XANTIA Break (X1_, X2_)						
1.8 i	74	06/95 → 12/95	PF90/018	Throttle position sensors	A2	OE 19200F
		06/95 → 01/98	APS29	Intake pressure sensor	A3	OE 1920K8
			PRT03E/04	Intake pressure sensor	A3	OE 1920P2
1.8 i 16V	81	06/95 → 04/03	SAD008	Knock sensor	B1	OE 594622

	KW			DESCRIPTION	TYPE	
CITROËN						
XANTIA Break (X1_, X2_)						
2.0 i	89	06/95 → 12/95	PF90/018	Throttle position sensors	A2	OE 19200F
		06/95 → 04/03	PRT03E/04	Intake pressure sensor	A3	OE 1920P2
2.0 i 16V	97	06/95 → 04/03	SAD008	Knock sensor	B1	OE 594622
3.0 V6	140	01/98 → 04/03	SPA120	Coolant temperature sensor	E3	OE 133875
XANTIA Break (X2)						
2.0 i 16V	97	01/98 → 04/03	SAD008	Knock sensor	B1	OE 594622
XM (Y3)						
2.0	84	05/89 → 04/94	SZA102	Coolant temperature sensor	E3	OE 1920C4
	94	05/89 → 06/94	APS29	Intake pressure sensor	A3	OE 1920K8
2.0 i	89	05/89 → 06/94	APS29	Intake pressure sensor	A3	OE 1920K8
			SZA102	Coolant temperature sensor	E3	OE 1920C4
	79	05/89 → 04/94	SZA102	Coolant temperature sensor	E3	OE 1920C4
2.0 i Turbo	104	09/92 → 06/94	SAD008	Knock sensor	B1	OE 594622
			SZA102	Coolant temperature sensor	E3	OE 1920C4
2.1 D 12V	60	05/89 → 06/94	SZA102	Coolant temperature sensor	E3	OE 1920C4
2.1 TD 12V	80	05/89 → 06/94	SZA102	Coolant temperature sensor	E3	OE 1920C4
3.0 V6	123	05/89 → 06/94	SZA102	Coolant temperature sensor	E3	OE 1920C4
3.0 V6 24V	147	07/90 → 06/94	SZA102	Coolant temperature sensor	E3	OE 1920C4
XM (Y4)						
2.0 i 16V	97	05/94 → 10/00	SAD008	Knock sensor	B1	OE 594622
2.0 Turbo	108	05/94 → 10/00	SAD008	Knock sensor	B1	OE 594622
3.0 V6	140	04/97 → 10/00	SPA120	Coolant temperature sensor	E3	OE 133875
	123	05/94 → 10/00	SZA102	Coolant temperature sensor	E3	OE 1920C4
3.0 V6 24V	147	05/94 → 10/00	SZA102	Coolant temperature sensor	E3	OE 1920C4
XM Break (Y3)						
2.0	94	05/89 → 06/94	APS29	Intake pressure sensor	A3	OE 1920K8
2.0 i	89	11/91 → 04/94	APS29	Intake pressure sensor	A3	OE 1920K8
			SZA102	Coolant temperature sensor	E3	OE 1920C4
2.0 i (Y3A)	79	11/91 → 04/94	SZA102	Coolant temperature sensor	E3	OE 1920C4
2.0 Turbo	104	09/92 → 04/94	SAD008	Knock sensor	B1	OE 594622
			SZA102	Coolant temperature sensor	E3	OE 1920C4
2.1 D 12V	60	11/91 → 04/94	SZA102	Coolant temperature sensor	E3	OE 1920C4
2.1 TD 12V	80	11/91 → 04/94	SZA102	Coolant temperature sensor	E3	OE 1920C4
3.0 V6	123	11/91 → 04/94	SZA102	Coolant temperature sensor	E3	OE 1920C4
XM Break (Y4)						
2.0 i 16V	97	05/94 → 10/00	SAD008	Knock sensor	B1	OE 594622
2.0 Turbo	108	05/94 → 10/00	SAD008	Knock sensor	B1	OE 594622
3.0 V6	140	04/97 → 10/00	SPA120	Coolant temperature sensor	E3	OE 133875
	123	05/94 → 10/00	SZA102	Coolant temperature sensor	E3	OE 1920C4
XSARA (N1)						
1.6 16V	80	09/00 → 03/05	APS77	Intake pressure sensor	A3	OE 1920AJ
			SAD030	Knock sensor	B1	OE 594628
			SAG027	Crankshaft sensor	B3	OE 2576083A
			SAG028	Crankshaft sensor	B3	OE 616070
			SAG130	Crankshaft sensor	B3	OE 1920AV
			SAG279	Crankshaft sensor	B3	OE 252980
			SAG280	Crankshaft sensor	B3	OE 252929
			MWSS105	ABS sensor	D1	OE 454566; Position: front axle left and right
			MWSS190	ABS sensor	D1	OE 454550; Position: rear axle left and right
			SPA107	Coolant temperature sensor	E3	OE 1338.A7
			SPA167	Coolant temperature sensor	E3	OE 133897
			SA118	Oil pressure switches	F1	OE 1131C5
1.6 i	65	04/97 → 09/00	APS29	Intake pressure sensor	A3	OE 1920K8

	kW			DESCRIPTION	TYPE		
CITROËN							
XSARA (N1)							
1.9 D	51	07/98 → 03/05	SAG027	Crankshaft sensor	B3	OE 2576083A	
			SAG028	Crankshaft sensor	B3	OE 616070	
			SAG150	Crankshaft sensor	B3	OE 1920E2	
			MWSS105	ABS sensor	D1	OE 454566; Position: front axle left and right	
			MWSS190	ABS sensor	D1	OE 454550; Position: rear axle left and right	
			SPA107	Coolant temperature sensor	E3	OE 1338.A7	
			SZA101	Coolant temperature sensor	E3	OE 1920K9	
2.0 16V	97	07/98 → 09/00	SAA118	Oil pressure switches	F1	OE 1131C5	
			SAD008	Knock sensor	B1	OE 594622	
2.0 HDi 109	80	05/01 → 03/05	APS35	Intake pressure sensor	A3	OE 19207T	
			APS38	Intake pressure sensor	A3	OE 1920CZ	
			SAC096	Camshaft sensor	B2	OE 19207V	
			SAG028	Crankshaft sensor	B3	OE 616070	
			SAG202	Crankshaft sensor	B3	OE 19208S	
			SAG217	Crankshaft sensor	B3	OE 1920EN	
			SAG279	Crankshaft sensor	B3	OE 252980	
			SAG280	Crankshaft sensor	B3	OE 252929	
			MWSS105	ABS sensor	D1	OE 454566; Position: front axle left and right	
			SPA172	Coolant temperature sensor	E3	OE 1338C1	
			SAA118	Oil pressure switches	F1	OE 1131C5	
2.0 HDi 90	66	02/99 → 03/05	APS35	Intake pressure sensor	A3	OE 19207T	
			APS38	Intake pressure sensor	A3	OE 1920CZ	
			SAC096	Camshaft sensor	B2	OE 19207V	
			SAG027	Crankshaft sensor	B3	OE 2576083A	
			SAG028	Crankshaft sensor	B3	OE 616070	
		09/00 → 03/05	SAG157	Crankshaft sensor	B3	OE 19207N	
			02/99 → 08/00	SAG202	Crankshaft sensor	B3	OE 19208S
		02/99 → 03/05		MWSS105	ABS sensor	D1	OE 454566; Position: front axle left and right
				SPA167	Coolant temperature sensor	E3	OE 133897
				SPA172	Coolant temperature sensor	E3	OE 1338C1
		SAA118	Oil pressure switches	F1	OE 1131C5		
XSARA Break (N2)							
1.6 16V	80	09/00 → 08/05	APS77	Intake pressure sensor	A3	OE 1920AJ	
			SAD030	Knock sensor	B1	OE 594628	
			SAG027	Crankshaft sensor	B3	OE 2576083A	
			SAG028	Crankshaft sensor	B3	OE 616070	
			SAG130	Crankshaft sensor	B3	OE 1920AV	
			SAG279	Crankshaft sensor	B3	OE 252980	
			SAG280	Crankshaft sensor	B3	OE 252929	
			MWSS105	ABS sensor	D1	OE 454566; Position: front axle left and right	
			SPA107	Coolant temperature sensor	E3	OE 1338.A7	
			SPA167	Coolant temperature sensor	E3	OE 133897	
			SAA118	Oil pressure switches	F1	OE 1131C5	
1.6 i	65	10/97 → 09/00	APS29	Intake pressure sensor	A3	OE 1920K8	
2.0 16V	97	07/98 → 09/00	SAD008	Knock sensor	B1	OE 594622	
2.0 HDi 109	80	05/01 → 08/05	APS35	Intake pressure sensor	A3	OE 19207T	
			APS38	Intake pressure sensor	A3	OE 1920CZ	
			SAC096	Camshaft sensor	B2	OE 19207V	
			SAG028	Crankshaft sensor	B3	OE 616070	
			SAG202	Crankshaft sensor	B3	OE 19208S	

	KW			DESCRIPTION	TYPE		
CITROËN							
XSARA Break (N2)							
2.0 HDi 109	80	05/01 → 08/05	SAG217	Crankshaft sensor	B3	OE 1920EN	
			SAG279	Crankshaft sensor	B3	OE 252980	
			SAG280	Crankshaft sensor	B3	OE 252929	
			MWSS105	ABS sensor	D1	OE 454566; Position: front axle left and right	
			SPA172	Coolant temperature sensor	E3	OE 1338C1	
			SA118	Oil pressure switches	F1	OE 1131C5	
2.0 HDi 90	66	02/99 → 08/05	APS35	Intake pressure sensor	A3	OE 19207T	
			APS38	Intake pressure sensor	A3	OE 1920CZ	
			SAC096	Camshaft sensor	B2	OE 19207V	
			SAG027	Crankshaft sensor	B3	OE 2576083A	
			SAG028	Crankshaft sensor	B3	OE 616070	
			SAG157	Crankshaft sensor	B3	OE 19207N	
			SAG202	Crankshaft sensor	B3	OE 19208S	
			MWSS105	ABS sensor	D1	OE 454566; Position: front axle left and right	
			SPA167	Coolant temperature sensor	E3	OE 133897	
			SPA172	Coolant temperature sensor	E3	OE 1338C1	
			SA118	Oil pressure switches	F1	OE 1131C5	
			XSARA Coupé (N0)				
1.6 16V	80	09/00 → 03/05	APS77	Intake pressure sensor	A3	OE 1920AJ	
			SAD030	Knock sensor	B1	OE 594628	
			SAG027	Crankshaft sensor	B3	OE 2576083A	
			SAG028	Crankshaft sensor	B3	OE 616070	
			SAG130	Crankshaft sensor	B3	OE 1920AV	
			SAG279	Crankshaft sensor	B3	OE 252980	
			SAG280	Crankshaft sensor	B3	OE 252929	
			MWSS105	ABS sensor	D1	OE 454566; Position: front axle left and right	
			SPA107	Coolant temperature sensor	E3	OE 1338.A7	
1.6 i	65	02/98 → 09/00	SPA167	Coolant temperature sensor	E3	OE 133897	
			SA118	Oil pressure switches	F1	OE 1131C5	
			APS29	Intake pressure sensor	A3	OE 1920K8	
1.9 TD	66	02/98 → 09/00	SAG028	Crankshaft sensor	B3	OE 616070	
			MWSS105	ABS sensor	D1	OE 454566; Position: front axle left and right	
			MWSS190	ABS sensor	D1	OE 454550; Position: rear axle left and right	
			SPA102	Coolant temperature sensor	E3	OE 1338.09	
			SPA180	Coolant temperature sensor	E3	OE 133810	
			SA118	Oil pressure switches	F1	OE 1131C5	
2.0 HDi 90	66	02/99 → 03/05	APS35	Intake pressure sensor	A3	OE 19207T	
			APS38	Intake pressure sensor	A3	OE 1920CZ	
			SAC096	Camshaft sensor	B2	OE 19207V	
			SAG028	Crankshaft sensor	B3	OE 616070	
			SAG157	Crankshaft sensor	B3	OE 19207N	
			SAG202	Crankshaft sensor	B3	OE 19208S	
	02/99 → 08/00	66	02/99 → 03/05	MWSS105	ABS sensor	D1	OE 454566; Position: front axle left and right
				SPA167	Coolant temperature sensor	E3	OE 133897
				SPA172	Coolant temperature sensor	E3	OE 1338C1
				SA118	Oil pressure switches	F1	OE 1131C5

			kW			DESCRIPTION	TYPE		
CITROËN									
XSARA PICASSO (N68)									
1.6	65	12/99 → 09/01	KITPF2C	Throttle position sensors	A2	OE 19201H			
			APS77	Intake pressure sensor	A3	OE 1920AJ			
			APS90	Intake pressure sensor	A3	OE 1920AN			
			SAD030	Knock sensor	B1	OE 594628			
			SAG027	Crankshaft sensor	B3	OE 2576083A			
			SAG028	Crankshaft sensor	B3	OE 616070			
		SAG130	Crankshaft sensor	B3	OE 1920AV				
		MWSS105	ABS sensor	D1	OE 454566; Position: front axle left and right				
		01/00 → 09/01	MWSS144	ABS sensor	D1	OE 4545C7; Position: front axle left and right			
			MWSS145	ABS sensor	D1	OE 4545C9; Position: left rear			
			MWSS146	ABS sensor	D1	OE 4545E6; Position: right rear			
		12/99 → 09/01	SPA164	Coolant temperature sensor	E3	OE 19203F			
	SPA167		Coolant temperature sensor	E3	OE 133897				
	70	12/99 → 12/10	APS77	Intake pressure sensor	A3	OE 1920AJ			
			APS90	Intake pressure sensor	A3	OE 1920AN			
		09/00 → 12/04	SAD030	Knock sensor	B1	OE 594628			
			SAG027	Crankshaft sensor	B3	OE 2576083A			
		12/99 → 12/10	SAG028	Crankshaft sensor	B3	OE 616070			
			MWSS105	ABS sensor	D1	OE 454566; Position: front axle left and right			
		03/05 → 12/10	MWSS144	ABS sensor	D1	OE 4545C7; Position: front axle left and right			
			MWSS145	ABS sensor	D1	OE 4545C9; Position: left rear			
			MWSS146	ABS sensor	D1	OE 4545E6; Position: right rear			
		12/99 → 12/10	SPA107	Coolant temperature sensor	E3	OE 1338.A7			
			SPA164	Coolant temperature sensor	E3	OE 19203F			
SPA167			Coolant temperature sensor	E3	OE 133897				
SAA118	Oil pressure switches		F1	OE 1131C5					
APS77	Intake pressure sensor		A3	OE 1920AJ					
1.6 16V	80	09/05 → 12/11	SAG028	Crankshaft sensor	B3	OE 616070			
			SAG126	Crankshaft sensor	B3	OE 19207P			
			SAG130	Crankshaft sensor	B3	OE 1920AV			
			MWSS144	ABS sensor	D1	OE 4545C7; Position: front axle left and right			
			MWSS145	ABS sensor	D1	OE 4545C9; Position: left rear			
			MWSS146	ABS sensor	D1	OE 4545E6; Position: right rear			
			SPA107	Coolant temperature sensor	E3	OE 1338.A7			
			SPA161	Coolant temperature sensor	E3	OE 1338F3			
			SPA167	Coolant temperature sensor	E3	OE 133897			
			SAA118	Oil pressure switches	F1	OE 1131C5			
			1.6 HDi	80	05/04 → 12/11	ATS22	Air temperature sensor	A1	OE 1920GF
						APS38	Intake pressure sensor	A3	OE 1920CZ
SAC096	Camshaft sensor	B2				OE 19207V			
SAG028	Crankshaft sensor	B3				OE 616070			
SAG167	Crankshaft sensor	B3				OE 1920PW			
11/07 → 12/11	SPS008	Exhaust gas pressure sensor			C2	OE 1618LP			
05/04 → 02/05	MWSS105	ABS sensor			D1	OE 454566; Position: front axle left and right			
03/05 → 12/11	MWSS144	ABS sensor			D1	OE 4545C7; Position: front axle left and right			
05/04 → 12/11	MWSS145	ABS sensor			D1	OE 4545C9; Position: left rear			
09/08 → 12/11	MWSS146	ABS sensor			D1	OE 4545E6; Position: right rear			

	KW			DESCRIPTION	TYPE				
CITROËN									
XSARA PICASSO (N68)									
1.6 HDi	80	05/04 → 12/11	SPA172	Coolant temperature sensor	E3	OE 1338C1			
			SAA118	Oil pressure switches	F1	OE 1131C5			
	66	09/05 → 12/11	ATS22	Air temperature sensor	A1	OE 1920GF			
			APS38	Intake pressure sensor	A3	OE 1920CZ			
			SAC096	Camshaft sensor	B2	OE 19207V			
			SAG028	Crankshaft sensor	B3	OE 616070			
			SAG167	Crankshaft sensor	B3	OE 1920PW			
			MWSS144	ABS sensor	D1	OE 4545C7; Position: front axle left and right			
			MWSS145	ABS sensor	D1	OE 4545C9; Position: left rear			
			MWSS146	ABS sensor	D1	OE 4545E6; Position: right rear			
			SPA107	Coolant temperature sensor	E3	OE 1338.A7			
SPA172			Coolant temperature sensor	E3	OE 1338C1				
1.8 16V	85	02/00 → 08/05	IATS04/01	Air temperature sensor	A1	OE 19204G			
			CA0077265/1	Throttle position sensors	A2	OE 1635Z9			
			APS62	Intake pressure sensor	A3	OE 1920AC			
			APS90	Intake pressure sensor	A3	OE 1920AN			
			SAC070	Camshaft sensor	B2	OE 19208W			
			SAG027	Crankshaft sensor	B3	OE 2576083A			
			SAG028	Crankshaft sensor	B3	OE 616070			
			SAG150	Crankshaft sensor	B3	OE 1920E2			
	02/00 → 02/05	02/00 → 02/05	MWSS105	ABS sensor	D1	OE 454566; Position: front axle left and right			
			03/05 → 08/05	03/05 → 08/05	MWSS144	ABS sensor	D1	OE 4545C7; Position: front axle left and right	
					MWSS145	ABS sensor	D1	OE 4545C9; Position: left rear	
			02/00 → 08/05	02/00 → 08/05	MWSS146	ABS sensor	D1	OE 4545E6; Position: right rear	
					SPA107	Coolant temperature sensor	E3	OE 1338.A7	
			2.0 16V	100	01/03 → 06/12	IATS04/01	Air temperature sensor	A1	OE 19204G
						CA0077265/1	Throttle position sensors	A2	OE 1635Z9
APS62	Intake pressure sensor	A3				OE 1920AC			
APS90	Intake pressure sensor	A3				OE 1920AN			
SAD028	Knock sensor	B1				OE 594621			
SAD033	Knock sensor	B1				OE 594623			
SAC070	Camshaft sensor	B2				OE 19208W			
SAG028	Crankshaft sensor	B3				OE 616070			
SAG217	Crankshaft sensor	B3				OE 1920EN			
SAG279	Crankshaft sensor	B3				OE 252980			
SAG280	Crankshaft sensor	B3			OE 252929				
01/03 → 02/05	01/03 → 02/05	MWSS105			ABS sensor	D1	OE 454566; Position: front axle left and right		
01/03 → 06/12	01/03 → 06/12	MWSS144			ABS sensor	D1	OE 4545C7; Position: front axle left and right		
12/04 → 06/12	12/04 → 06/12	MWSS145			ABS sensor	D1	OE 4545C9; Position: left rear		
08/05 → 06/12	08/05 → 06/12	MWSS146	ABS sensor	D1	OE 4545E6; Position: right rear				
01/03 → 06/12	01/03 → 06/12	SPA107	Coolant temperature sensor	E3	OE 1338.A7				
		SAA118	Oil pressure switches	F1	OE 1131C5				
2.0 HDi	66	12/99 → 12/11	APS35	Intake pressure sensor	A3	OE 19207T			
			SAC096	Camshaft sensor	B2	OE 19207V			
			SAG027	Crankshaft sensor	B3	OE 2576083A			
			SAG028	Crankshaft sensor	B3	OE 616070			
			SAG126	Crankshaft sensor	B3	OE 19207P			
			SAG157	Crankshaft sensor	B3	OE 19207N			



kW



PARTS & SERVICES

DESCRIPTION

TYPE


CITROËN
XSARA PICASSO (N68)

2.0 HDi	66	12/99 → 12/11	SAG217	Crankshaft sensor	B3	OE 1920EN
		12/99 → 02/05	MWSS105	ABS sensor	D1	OE 454566; Position: front axle left and right
		03/05 → 12/11	MWSS144	ABS sensor	D1	OE 4545C7; Position: front axle left and right
			MWSS145	ABS sensor	D1	OE 4545C9; Position: left rear
		09/08 → 12/11	MWSS146	ABS sensor	D1	OE 4545E6; Position: right rear
		12/99 → 12/11	SPA167	Coolant temperature sensor	E3	OE 133897
			SPA172	Coolant temperature sensor	E3	OE 1338C1
			SAA118	Oil pressure switches	F1	OE 1131C5

ZX (N2)

1,1	40	03/91 → 08/93	SZA102	Coolant temperature sensor	E3	OE 1920C4
	44	03/91 → 06/97	SZA102	Coolant temperature sensor	E3	OE 1920C4
1.4	55	03/91 → 06/97	SZA102	Coolant temperature sensor	E3	OE 1920C4
1.4 i	55	03/91 → 06/97	SZA102	Coolant temperature sensor	E3	OE 1920C4
1.6 i	65	03/91 → 06/97	PF90/018	Throttle position sensors	A2	OE 19200F
			SZA102	Coolant temperature sensor	E3	OE 1920C4
1.8	82	04/96 → 10/97	SAD008	Knock sensor	B1	OE 594622
	76	03/91 → 10/97	APS29	Intake pressure sensor	A3	OE 1920K8
1.8 i	74	07/92 → 06/97	APS29	Intake pressure sensor	A3	OE 1920K8
			PRT03E/04	Intake pressure sensor	A3	OE 1920P2
			SZA102	Coolant temperature sensor	E3	OE 1920C4
1.8 i 16V	81	01/96 → 06/97	SAD008	Knock sensor	B1	OE 594622
1.9	96	03/91 → 09/93	SVF010	Throttle position sensors	A2	OE 1628A3
1.9 i	88	03/91 → 06/97	SVF010	Throttle position sensors	A2	OE 1628A3
2.0 i	89	07/92 → 06/97	PF90/018	Throttle position sensors	A2	OE 19200F
			PRT03E/04	Intake pressure sensor	A3	OE 1920P2

ZX Break (N2)

1.4 i	55	10/93 → 10/97	SZA102	Coolant temperature sensor	E3	OE 1920C4
1.6 i	65	10/93 → 10/97	PF90/018	Throttle position sensors	A2	OE 19200F
			PRT03E/04	Intake pressure sensor	A3	OE 1920P2
			SZA102	Coolant temperature sensor	E3	OE 1920C4
1.8 D	44	10/93 → 10/97	SZA102	Coolant temperature sensor	E3	OE 1920C4
1.8 i	74	10/93 → 10/97	PF90/018	Throttle position sensors	A2	OE 19200F
			APS29	Intake pressure sensor	A3	OE 1920K8
			PRT03E/04	Intake pressure sensor	A3	OE 1920P2
			SZA102	Coolant temperature sensor	E3	OE 1920C4
1.8 i 16V	81	01/96 → 02/98	SAD008	Knock sensor	B1	OE 594622
1.9 D	47	10/93 → 10/97	SZA102	Coolant temperature sensor	E3	OE 1920C4
	50	06/94 → 10/97	SZA102	Coolant temperature sensor	E3	OE 1920C4
1.9 TD	66	10/93 → 10/97	SZA102	Coolant temperature sensor	E3	OE 1920C4

DACIA
DOKKER (KE_)

1.2 TcE (KEMO, KEAY)	85	11/12 →	APS99	Intake pressure sensor	A3	OE 223650001R
			SAC103	Camshaft sensor	B2	OE 237310776R
			MWSS158	ABS sensor	D1	OE 479104225R; Position: front axle left and right
1.5 dCi (KEAJ, KEAH)	66	11/12 →	SAC103	Camshaft sensor	B2	OE 237310776R
			SAG209	Crankshaft sensor	B3	OE 8200885209
			MWSS158	ABS sensor	D1	OE 479104225R; Position: front axle left and right

	KW			DESCRIPTION	TYPE	
DACIA						
DOKKER Express						
1.5 dCi (FEAJ)	66	12/12 →	SAC103	Camshaft sensor	B2	OE 237310776R
			SAG209	Crankshaft sensor	B3	OE 8200885209
			MWSS158	ABS sensor	D1	OE 479104225R; Position: front axle left and right
1.5 dCi 75 / Blue dCi 75 (FEJW, FEAH)	55	12/12 →	SAC103	Camshaft sensor	B2	OE 237310776R
			SAG209	Crankshaft sensor	B3	OE 8200885209
			MWSS158	ABS sensor	D1	OE 479104225R; Position: front axle left and right
DUSTER (HS_)						
1.2 TCe 125	92	10/13 → 01/18	APS99	Intake pressure sensor	A3	OE 223650001R
			MWSS118	ABS sensor	D1	OE 479100004R; Position: front axle left and right
			MWSS120	ABS sensor	D1	OE 479505873R; Position: right rear
			MWSS121	ABS sensor	D1	OE 479007637R; Position: left rear
1.5 dCi	66	10/10 → 01/18	SAD035	Knock sensor	B1	
			SAC103	Camshaft sensor	B2	OE 237310776R
			SAG190	Crankshaft sensor	B3	OE 8200547283
			SAG209	Crankshaft sensor	B3	OE 8200885209
			MWSS118	ABS sensor	D1	OE 479100004R; Position: front axle left and right
			MWSS120	ABS sensor	D1	OE 479505873R; Position: right rear
			MWSS121	ABS sensor	D1	OE 479007637R; Position: left rear
	63	04/10 → 01/18	APS37	Intake pressure sensor	A3	OE 223657266R
			SAD035	Knock sensor	B1	
			SAC103	Camshaft sensor	B2	OE 237310776R
			SAG190	Crankshaft sensor	B3	OE 8200547283
			SAG209	Crankshaft sensor	B3	OE 8200885209
			MWSS118	ABS sensor	D1	OE 479100004R; Position: front axle left and right
			MWSS120	ABS sensor	D1	OE 479505873R; Position: right rear
MWSS121	ABS sensor	D1	OE 479007637R; Position: left rear			
79	06/10 → 01/18	SPA169	Coolant temperature sensor	E3	OE 226309418R	
		SAD035	Knock sensor	B1		
		SAC103	Camshaft sensor	B2	OE 237310776R	
		SAG209	Crankshaft sensor	B3	OE 8200885209	
		MWSS118	ABS sensor	D1	OE 479100004R; Position: front axle left and right	
		MWSS120	ABS sensor	D1	OE 479505873R; Position: right rear	
80	08/13 → 01/18	MWSS121	ABS sensor	D1	OE 479007637R; Position: left rear	
		SAG209	Crankshaft sensor	B3	OE 8200885209	
		MWSS118	ABS sensor	D1	OE 479100004R; Position: front axle left and right	
1.5 dCi 4x4	81	10/10 → 01/18	SAD035	Knock sensor	B1	
			SAC103	Camshaft sensor	B2	OE 237310776R
			SAG209	Crankshaft sensor	B3	OE 8200885209
	80	08/13 → 01/18	MWSS118	ABS sensor	D1	OE 479100004R; Position: front axle left and right
			SAG209	Crankshaft sensor	B3	OE 8200885209
1.6 16V	77	04/10 → 01/18	MWSS118	ABS sensor	D1	OE 479100004R; Position: front axle left and right
			IATS04	Air temperature sensor	A1	
			APS85	Intake pressure sensor	A3	OE 8200105165
			SAD035	Knock sensor	B1	
			SAG160	Crankshaft sensor	B3	OE 8200647554
SAG190	Crankshaft sensor	B3	OE 8200547283			

	kw			DESCRIPTION	TYPE			
DACIA								
DUSTER (HS_)								
1.6 16V	77	04/10 → 01/18	SAG195	Crankshaft sensor	B3			
			MWSS118	ABS sensor	D1	OE 479100004R; Position: front axle left and right		
			MWSS120	ABS sensor	D1	OE 479505873R; Position: right rear		
			MWSS121	ABS sensor	D1	OE 479007637R; Position: left rear		
			SPA108	Coolant temperature sensor	E3	OE 226306024R		
1.6 16V 4x4	77	06/10 → 01/18	IATS04	Air temperature sensor	A1			
			APS85	Intake pressure sensor	A3	OE 8200105165		
			SAD035	Knock sensor	B1			
			SAG160	Crankshaft sensor	B3	OE 8200647554		
			MWSS118	ABS sensor	D1	OE 479100004R; Position: front axle left and right		
			SPA108	Coolant temperature sensor	E3	OE 226306024R		
1.6 16V LPG	77	04/11 → 01/18	IATS04	Air temperature sensor	A1			
			APS85	Intake pressure sensor	A3	OE 8200105165		
			SAD035	Knock sensor	B1			
			SAG160	Crankshaft sensor	B3	OE 8200647554		
			SAG190	Crankshaft sensor	B3	OE 8200547283		
			SAG195	Crankshaft sensor	B3			
			MWSS118	ABS sensor	D1	OE 479100004R; Position: front axle left and right		
			MWSS120	ABS sensor	D1	OE 479505873R; Position: right rear		
			MWSS121	ABS sensor	D1	OE 479007637R; Position: left rear		
1.6 SCe 115	84	06/15 → 01/18	IATS04/01	Air temperature sensor	A1	OE 165802799R		
			SAD030	Knock sensor	B1			
			MWSS120	ABS sensor	D1	OE 479505873R; Position: right rear		
			MWSS121	ABS sensor	D1	OE 479007637R; Position: left rear		
			SGA116	Oil temperature sensor	E1	OE 2345012920		
1.6 SCe 115 LPG	84	06/15 → 01/18	IATS04/01	Air temperature sensor	A1	OE 165802799R		
			SAD030	Knock sensor	B1			
			MWSS120	ABS sensor	D1	OE 479505873R; Position: right rear		
			MWSS121	ABS sensor	D1	OE 479007637R; Position: left rear		
			SGA116	Oil temperature sensor	E1	OE 2345012920		
LOGGY (JS_)								
1.2 TCe (JSAY, JSM0)	85	03/12 →	APS99	Intake pressure sensor	A3	OE 223650001R		
			SAC103	Camshaft sensor	B2	OE 237310776R		
			MWSS158	ABS sensor	D1	OE 479104225R; Position: front axle left and right		
1.5 dCi	66	03/12 →	SAC103	Camshaft sensor	B2	OE 237310776R		
			SAG209	Crankshaft sensor	B3	OE 8200885209		
			MWSS158	ABS sensor	D1	OE 479104225R; Position: front axle left and right		
	79	01/13 →	MWSS158	ABS sensor	D1	OE 479104225R; Position: front axle left and right		
			80	06/15 →	MWSS158	ABS sensor	D1	OE 479104225R; Position: front axle left and right
					MWSS158	ABS sensor	D1	OE 479104225R; Position: front axle left and right
1.6	61	03/12 →	IATS04	Air temperature sensor	A1			
			APS85	Intake pressure sensor	A3	OE 8200105165		
			MWSS158	ABS sensor	D1	OE 479104225R; Position: front axle left and right		
			SPA147	Coolant temperature sensor	E3	OE 226300007R		
			IATS04/01	Air temperature sensor	A1	OE 165802799R		
1.6 SCe 100	75	06/15 →	MWSS158	ABS sensor	D1	OE 479104225R; Position: front axle left and right		

	KW			DESCRIPTION	TYPE	
DACIA						
LOGAN (LS_)						
1.4 (LSOA, LSOC, LSOE, LSOG)	55	09/04 →	IATS04	Air temperature sensor	A1	
			APS85	Intake pressure sensor	A3	OE 8200105165
			SAD035	Knock sensor	B1	
			SAG163	Crankshaft sensor	B3	OE 8200643171
			SAG190	Crankshaft sensor	B3	OE 8200547283
		09/04 → 01/08	MWSS017	ABS sensor	D1	OE 479101292R; Position: front axle left and right
			MWSS096	ABS sensor	D1	OE 6040004542; Position: left rear
		09/04 →	MWSS097	ABS sensor	D1	OE 6040004543; Position: right rear
			SPA108	Coolant temperature sensor	E3	OE 226306024R
1.5 dCi (LS0K)	50	01/06 →	APS37	Intake pressure sensor	A3	OE 223657266R
			SAD035	Knock sensor	B1	
			SAC010	Camshaft sensor	B2	OE 7701058077; Assembly depth [mm]: 28
		01/06 →	SAC077	Camshaft sensor	B2	Assembly depth [mm]: 28,5
			SAC103	Camshaft sensor	B2	OE 237310776R; Assembly depth [mm]: 28,2
			SAG190	Crankshaft sensor	B3	OE 8200547283
			SAG209	Crankshaft sensor	B3	OE 8200885209
		01/06 → 01/08	SAG235	Crankshaft sensor	B3	OE 8200187804
			MWSS017	ABS sensor	D1	OE 479101292R; Position: front axle left and right
		01/06 →	MWSS096	ABS sensor	D1	OE 6040004542; Position: left rear
			MWSS097	ABS sensor	D1	OE 6040004543; Position: right rear
1.6 (LSOB, LSOD, LSOF, LSOH)	64	09/04 →	IATS04	Air temperature sensor	A1	
			APS85	Intake pressure sensor	A3	OE 8200105165
			SAD035	Knock sensor	B1	
			SAG163	Crankshaft sensor	B3	OE 8200643171
			SAG190	Crankshaft sensor	B3	OE 8200547283
		09/04 → 01/08	MWSS017	ABS sensor	D1	OE 479101292R; Position: front axle left and right
			MWSS096	ABS sensor	D1	OE 6040004542; Position: left rear
		09/04 →	MWSS097	ABS sensor	D1	OE 6040004543; Position: right rear
			SPA108	Coolant temperature sensor	E3	OE 226306024R
LOGAN MCV (KS_)						
1.4	55	02/07 →	IATS04	Air temperature sensor	A1	
			APS85	Intake pressure sensor	A3	OE 8200105165
			SAD035	Knock sensor	B1	
			SAG163	Crankshaft sensor	B3	OE 8200643171
			SAG194	Crankshaft sensor	B3	OE 6001548175
			MWSS017	ABS sensor	D1	OE 479101292R; Position: front axle left and right
			MWSS096	ABS sensor	D1	OE 6040004542; Position: left rear
			MWSS097	ABS sensor	D1	OE 6040004543; Position: right rear
			SPA108	Coolant temperature sensor	E3	OE 226306024R
1.5 dCi (KS04)	65	05/10 →	SAD035	Knock sensor	B1	
			SAC103	Camshaft sensor	B2	OE 237310776R
			SAG209	Crankshaft sensor	B3	OE 8200885209
1.5 dCi (KS0K)	50	02/07 →	MWSS017	ABS sensor	D1	OE 479101292R; Position: front axle left and right
			APS37	Intake pressure sensor	A3	OE 223657266R
1.5 dCi (KS0K)	50	02/07 →	SAD035	Knock sensor	B1	
			SAC010	Camshaft sensor	B2	OE 7701058077; Assembly depth [mm]: 28

	kW			DESCRIPTION	TYPE	
DACIA						
LOGAN MCV (KS_)						
1.5 dCi (KS0K)	50	02/07 →	SAC077	Camshaft sensor	B2	Assembly depth [mm]: 28,5
			SAC103	Camshaft sensor	B2	OE 237310776R; Assembly depth [mm]: 28,2
			SAG209	Crankshaft sensor	B3	OE 8200885209
			SAG235	Crankshaft sensor	B3	OE 8200187804
			MWSS017	ABS sensor	D1	OE 479101292R; Position: front axle left and right
			MWSS096	ABS sensor	D1	OE 6040004542; Position: left rear
			MWSS097	ABS sensor	D1	OE 6040004543; Position: right rear
			SPA169	Coolant temperature sensor	E3	OE 226309418R
			1.5 dCi (KS0W)	63	09/07 →	APS37
SAD035	Knock sensor	B1				
SAC010	Camshaft sensor	B2				OE 7701058077; Assembly depth [mm]: 28
SAC077	Camshaft sensor	B2				Assembly depth [mm]: 28,5
SAC103	Camshaft sensor	B2				OE 237310776R; Assembly depth [mm]: 28,2
SAG209	Crankshaft sensor	B3				OE 8200885209
SAG235	Crankshaft sensor	B3				OE 8200187804
MWSS017	ABS sensor	D1				OE 479101292R; Position: front axle left and right
MWSS096	ABS sensor	D1				OE 6040004542; Position: left rear
MWSS097	ABS sensor	D1				OE 6040004543; Position: right rear
SPA169	Coolant temperature sensor	E3				OE 226309418R
1.6	64	02/07 →				IATS04
			APS85	Intake pressure sensor	A3	OE 8200105165
			SAD035	Knock sensor	B1	
			SAG163	Crankshaft sensor	B3	OE 8200643171
			SAG194	Crankshaft sensor	B3	OE 6001548175
			MWSS017	ABS sensor	D1	OE 479101292R; Position: front axle left and right
			MWSS096	ABS sensor	D1	OE 6040004542; Position: left rear
			MWSS097	ABS sensor	D1	OE 6040004543; Position: right rear
			SPA108	Coolant temperature sensor	E3	OE 226306024R
			1.6 16V (KS0L, KS0M, KS0P, KS1S)	77	02/07 →	IATS04
KITPF1C	Throttle position sensors	A2				
APS85	Intake pressure sensor	A3				OE 8200105165
SAD035	Knock sensor	B1				
SAG159	Crankshaft sensor	B3				
SAG160	Crankshaft sensor	B3				OE 8200647554
SAG195	Crankshaft sensor	B3				
MWSS017	ABS sensor	D1				OE 479101292R; Position: front axle left and right
MWSS096	ABS sensor	D1				OE 6040004542; Position: left rear
MWSS097	ABS sensor	D1				OE 6040004543; Position: right rear
SPA108	Coolant temperature sensor	E3				OE 226306024R
1.6 MPI 85	62	05/10 →	IATS04	Air temperature sensor	A1	
			APS85	Intake pressure sensor	A3	OE 8200105165
			SAD035	Knock sensor	B1	
		11/10 →	MWSS017	ABS sensor	D1	OE 479101292R; Position: front axle left and right
			05/10 →	SPA108	Coolant temperature sensor	E3





	KW			DESCRIPTION	TYPE		
DACIA							
LOGAN MCV II							
1.5 dCi	66	02/13 →	SAC103	Camshaft sensor	B2	OE 237310776R	
			SAG209	Crankshaft sensor	B3	OE 8200885209	
			MWSS158	ABS sensor	D1	OE 479104225R; Position: front axle left and right	
TCe 90	66	02/13 →	APS99	Intake pressure sensor	A3	OE 223650001R	
			SAC103	Camshaft sensor	B2	OE 237310776R	
			MWSS158	ABS sensor	D1	OE 479104225R; Position: front axle left and right	
SANDERO							
1.2 16V	55	11/08 →	IATS04	Air temperature sensor	A1		
			APS85	Intake pressure sensor	A3	OE 8200105165	
			SAD035	Knock sensor	B1		
			SAG190	Crankshaft sensor	B3	OE 8200547283	
			SAG194	Crankshaft sensor	B3	OE 6001548175	
			MWSS017	ABS sensor	D1	OE 479101292R; Position: front axle left and right	
			SPA108	Coolant temperature sensor	E3	OE 226306024R	
1.2 16V LPG	55	11/08 →	IATS04	Air temperature sensor	A1		
			APS85	Intake pressure sensor	A3	OE 8200105165	
			SAD035	Knock sensor	B1		
			SAG190	Crankshaft sensor	B3	OE 8200547283	
			SAG194	Crankshaft sensor	B3	OE 6001548175	
			MWSS017	ABS sensor	D1	OE 479101292R; Position: front axle left and right	
			SPA108	Coolant temperature sensor	E3	OE 226306024R	
1.4	55	06/08 →	IATS04	Air temperature sensor	A1		
			APS85	Intake pressure sensor	A3	OE 8200105165	
			SAD035	Knock sensor	B1		
			SAG163	Crankshaft sensor	B3	OE 8200643171	
			SAG190	Crankshaft sensor	B3	OE 8200547283	
			SAG194	Crankshaft sensor	B3	OE 6001548175	
			MWSS017	ABS sensor	D1	OE 479101292R; Position: front axle left and right	
1.4 MPI LPG	53	01/09 →	APS85	Intake pressure sensor	A3	OE 8200105165	
			SAG190	Crankshaft sensor	B3	OE 8200547283	
			SAG194	Crankshaft sensor	B3	OE 6001548175	
			MWSS017	ABS sensor	D1	OE 479101292R; Position: front axle left and right	
			SPA108	Coolant temperature sensor	E3	OE 226306024R	
1.5 dCi	55	05/10 →	SAD035	Knock sensor	B1		
			SAC103	Camshaft sensor	B2	OE 237310776R	
			SAG190	Crankshaft sensor	B3	OE 8200547283	
			SAG209	Crankshaft sensor	B3	OE 8200885209	
	65	05/10 →	11/10 →	MWSS017	ABS sensor	D1	OE 479101292R; Position: front axle left and right
				SAD035	Knock sensor	B1	
				SAC103	Camshaft sensor	B2	OE 237310776R
				SAG190	Crankshaft sensor	B3	OE 8200547283
	50	11/08 →	11/10 →	SAG209	Crankshaft sensor	B3	OE 8200885209
				MWSS017	ABS sensor	D1	OE 479101292R; Position: front axle left and right
				APS37	Intake pressure sensor	A3	OE 223657266R
				SAD035	Knock sensor	B1	

	kW			DESCRIPTION	TYPE	
DACIA						
SANDERO						
1.5 dCi	50	11/08 →	SAC010	Camshaft sensor	B2	OE 7701058077; Assembly depth [mm]: 28
			SAC077	Camshaft sensor	B2	Assembly depth [mm]: 28,5
			SAC103	Camshaft sensor	B2	OE 237310776R; Assembly depth [mm]: 28,2
			SAG190	Crankshaft sensor	B3	OE 8200547283
			SAG209	Crankshaft sensor	B3	OE 8200885209
			MWSS017	ABS sensor	D1	OE 479101292R; Position: front axle left and right
	63	11/08 →	SPA169	Coolant temperature sensor	E3	OE 226309418R
			APS37	Intake pressure sensor	A3	OE 223657266R
			SAD035	Knock sensor	B1	
			SAC010	Camshaft sensor	B2	OE 7701058077; Assembly depth [mm]: 28
			SAC077	Camshaft sensor	B2	Assembly depth [mm]: 28,5
			SAC103	Camshaft sensor	B2	OE 237310776R; Assembly depth [mm]: 28,2
			SAG190	Crankshaft sensor	B3	OE 8200547283
			SAG209	Crankshaft sensor	B3	OE 8200885209
1.6	64	06/08 →	MWSS017	ABS sensor	D1	OE 479101292R; Position: front axle left and right
			SPA169	Coolant temperature sensor	E3	OE 226309418R
			IATS04	Air temperature sensor	A1	
			APS85	Intake pressure sensor	A3	OE 8200105165
			SAD035	Knock sensor	B1	
			SAG163	Crankshaft sensor	B3	OE 8200643171
			SAG190	Crankshaft sensor	B3	OE 8200547283
			SAG194	Crankshaft sensor	B3	OE 6001548175
1.6 MPI 85	62	05/10 →	MWSS017	ABS sensor	D1	OE 479101292R; Position: front axle left and right
			SPA108	Coolant temperature sensor	E3	OE 226306024R
			SAG190	Crankshaft sensor	B3	OE 8200547283
	62	11/10 →	SAD035	Knock sensor	B1	
			APS85	Intake pressure sensor	A3	OE 8200105165
			IATS04	Air temperature sensor	A1	
62	05/10 →	SPA108	Coolant temperature sensor	E3	OE 226306024R	
		SAG190	Crankshaft sensor	B3	OE 8200547283	
		SAD035	Knock sensor	B1		
SANDERO II						
1.2	55	10/12 →	MWSS158	ABS sensor	D1	OE 479104225R; Position: front axle left and right
			SPA147	Coolant temperature sensor	E3	OE 226300007R
			SAG194	Crankshaft sensor	B3	OE 6001548175
	54	05/15 →	SAG194	Crankshaft sensor	B3	OE 6001548175
			MWSS158	ABS sensor	D1	OE 479104225R; Position: front axle left and right
			SPA147	Coolant temperature sensor	E3	OE 226300007R
1.2 LPG	55	10/12 →	SAG194	Crankshaft sensor	B3	OE 6001548175
			APS85	Intake pressure sensor	A3	OE 8200105165
			IATS04	Air temperature sensor	A1	
			MWSS158	ABS sensor	D1	OE 479104225R; Position: front axle left and right

	KW			DESCRIPTION	TYPE	
DACIA						
SANDERO II						
1.2 LPG	55	10/12 →	SPA108	Coolant temperature sensor	E3	OE 226306024R
			SPA147	Coolant temperature sensor	E3	OE 226300007R
1.5 dCi	66	10/12 →	SAC103	Camshaft sensor	B2	OE 237310776R
			SAG209	Crankshaft sensor	B3	OE 8200885209
			MWSS158	ABS sensor	D1	OE 479104225R; Position: front axle left and right
1.5 dCi 75 / Blue dCi 75 (B8JW, B8M4, B8AH, B8M7, B8M6)	55	10/12 →	SAC103	Camshaft sensor	B2	OE 237310776R
			SAG209	Crankshaft sensor	B3	OE 8200885209
			MWSS158	ABS sensor	D1	OE 479104225R; Position: front axle left and right
TCe 90	66	10/12 →	APS99	Intake pressure sensor	A3	OE 223650001R
			SAC103	Camshaft sensor	B2	OE 237310776R
			MWSS158	ABS sensor	D1	OE 479104225R; Position: front axle left and right
TCe 90 LPG	66	09/15 →	MWSS158	ABS sensor	D1	OE 479104225R; Position: front axle left and right
DAEWOO						
EVANDA (KLAL)						
2.0	96	08/02 →	SAC036	Camshaft sensor	B2	OE 10456506
			SAG051	Crankshaft sensor	B3	OE 10456250
KALOS (KLAS)						
1.2	53	04/03 →	ATS14	Air temperature sensor	A1	OE 96253552
			APS88	Intake pressure sensor	A3	OE 25184083
			SAD024	Knock sensor	B1	OE 96253545
			SAC051	Camshaft sensor	B2	OE 96253544
			SAC107	Camshaft sensor	B2	OE 96325867
			SAG210	Crankshaft sensor	B3	OE 96325868
1.4 16V	69	04/03 →	SVF013	Throttle position sensors	A2	OE 17106681
			APS88	Intake pressure sensor	A3	OE 25184083
			SAC051	Camshaft sensor	B2	OE 96253544
			SAC107	Camshaft sensor	B2	OE 96325867
			SAG106	Crankshaft sensor	B3	OE 25182450
			SAG210	Crankshaft sensor	B3	OE 96325868
SPA115	Coolant temperature sensor	E3	OE 12191170			
KORANDO (KJ)						
2.3	105	01/99 →	SAC016	Camshaft sensor	B2	
		01/99 → 12/00	SAG146	Crankshaft sensor	B3	OE 0031537228
3.2 4x4	156	01/99 →	SAC043	Camshaft sensor	B2	OE 0021539528
			SAG218	Crankshaft sensor	B3	OE 0031537328
KORANDO Cabrio (KJ)						
2.0 16V	94	02/99 →	SAC016	Camshaft sensor	B2	
		02/99 → 12/00	SAG146	Crankshaft sensor	B3	OE 0031537228
2.3	105	02/99 →	SAC016	Camshaft sensor	B2	
		02/99 → 12/00	SAG146	Crankshaft sensor	B3	OE 0031537228
LACETTI 2 volumi /Coda spiovente (KLAN)						
1.8	90	02/04 →	SAC036	Camshaft sensor	B2	OE 10456506
			SAG051	Crankshaft sensor	B3	OE 10456250
LACETTI Tre volumi (J200)						
1.8 CDX	90	08/03 → 12/04	SAC036	Camshaft sensor	B2	OE 10456506
LANOS (KLAT)						
1.3	55	05/97 →	SAD009	Knock sensor	B1	OE 96253615
			SAG098	Crankshaft sensor	B3	OE 96183235
1.5	63	05/97 →	SAD009	Knock sensor	B1	OE 96253615
			SAG098	Crankshaft sensor	B3	OE 96183235

	kW			DESCRIPTION	TYPE	
DAEWOO						
LANOS (KLAT)						
1.5	73	10/97 → 06/99	SAD009	Knock sensor	B1	OE 96253615
1.6 16V	78	05/97 →	SAD009	Knock sensor	B1	OE 96253615
			SAG098	Crankshaft sensor	B3	OE 96183235
LANOS Tre volumi (KLAT)						
1.3	55	05/97 →	SAD009	Knock sensor	B1	OE 96253615
			SAG098	Crankshaft sensor	B3	OE 96183235
1.5	63	05/97 →	SAD009	Knock sensor	B1	OE 96253615
			SAG098	Crankshaft sensor	B3	OE 96183235
1.6 16V	78	02/97 →	SAD009	Knock sensor	B1	OE 96253615
			SAG098	Crankshaft sensor	B3	OE 96183235
LEGANZA (KLAU)						
2.0 16V	98	06/97 → 12/02	SAC036	Camshaft sensor	B2	OE 10456506
			SAG051	Crankshaft sensor	B3	OE 10456250
	93	07/00 → 04/04	SAC036	Camshaft sensor	B2	OE 10456506
			SAG051	Crankshaft sensor	B3	OE 10456250
2.2 16V	100	04/99 → 12/02	SAC036	Camshaft sensor	B2	OE 10456506
			SAG051	Crankshaft sensor	B3	OE 10456250
MAGNUS						
2.0	96	07/99 → 01/06	SAC036	Camshaft sensor	B2	OE 10456506
MATIZ (M100, M150)						
0.8	38	09/98 →	ATS14	Air temperature sensor	A1	OE 96253552
			APS45	Intake pressure sensor	A3	OE 16137039
			APS88	Intake pressure sensor	A3	OE 25184083
			SAD012	Knock sensor	B1	OE 90411972
			SAD024	Knock sensor	B1	OE 96253545
			SAC107	Camshaft sensor	B2	OE 96325867
			SAG210	Crankshaft sensor	B3	OE 96325868
1.0	47	01/03 →	ATS14	Air temperature sensor	A1	OE 96253552
			APS88	Intake pressure sensor	A3	OE 25184083
			SAD024	Knock sensor	B1	OE 96253545
		01/03 → 03/05	SAC107	Camshaft sensor	B2	OE 96325867
			SAG210	Crankshaft sensor	B3	OE 96325868
MUSSO (FJ)						
2.3	103	01/99 →	SAC016	Camshaft sensor	B2	
		01/99 → 12/00	SAG146	Crankshaft sensor	B3	OE 0031537228
3.2 4x4	162	01/99 →	SAC043	Camshaft sensor	B2	OE 0021539528
			SAG146	Crankshaft sensor	B3	OE 0031537228
			SAG218	Crankshaft sensor	B3	OE 0031537328
NUBIRA (J100)						
1.6 16V	78	05/97 → 07/02	SAD009	Knock sensor	B1	OE 96253615
			SAG098	Crankshaft sensor	B3	OE 96183235
2.0 16V	98	05/97 →	SAC036	Camshaft sensor	B2	OE 10456506
			SAG051	Crankshaft sensor	B3	OE 10456250
2.0 CDX	93	08/02 → 07/03	SAC036	Camshaft sensor	B2	OE 10456506
			SAG051	Crankshaft sensor	B3	OE 10456250
NUBIRA Tre volumi (J100)						
1.6 16V	78	05/97 →	SAD009	Knock sensor	B1	OE 96253615
			SAG098	Crankshaft sensor	B3	OE 96183235
	76	07/00 →	SAG098	Crankshaft sensor	B3	OE 96183235
2.0 16V	98	05/97 →	SAC036	Camshaft sensor	B2	OE 10456506
			SAG051	Crankshaft sensor	B3	OE 10456250
	93	12/00 →	SAC036	Camshaft sensor	B2	OE 10456506
			SAG051	Crankshaft sensor	B3	OE 10456250

	KW			DESCRIPTION	TYPE	
DAEWOO						
NUBIRA Tre volumi (J200)						
1.6	80	07/03 →	ATS14	Air temperature sensor	A1	OE 96253552
			APS65	Intake pressure sensor	A3	OE 96482570
			SAD024	Knock sensor	B1	OE 96253545
			SAG106	Crankshaft sensor	B3	OE 25182450
			SPA115	Coolant temperature sensor	E3	OE 12191170
1.8	90	07/03 →	SAC036	Camshaft sensor	B2	OE 10456506
			SAG051	Crankshaft sensor	B3	OE 10456250
NUBIRA Wagon (J100)						
1.6 16V	78	05/97 →	SAD009	Knock sensor	B1	OE 96253615
			SAG098	Crankshaft sensor	B3	OE 96183235
	76	12/00 →	SAG098	Crankshaft sensor	B3	OE 96183235
2.0 16V	98	05/97 →	SAC036	Camshaft sensor	B2	OE 10456506
			SAG051	Crankshaft sensor	B3	OE 10456250
	93	12/00 →	SAC036	Camshaft sensor	B2	OE 10456506
			SAG051	Crankshaft sensor	B3	OE 10456250
NUBIRA Wagon (J200)						
1.6	80	07/03 →	SAG098	Crankshaft sensor	B3	OE 96183235
1.8	90	07/03 →	SAC036	Camshaft sensor	B2	OE 10456506
			SAG051	Crankshaft sensor	B3	OE 10456250
TACUMA (U100)						
2.0	94	09/00 →	SAC036	Camshaft sensor	B2	OE 10456506
			SAG051	Crankshaft sensor	B3	OE 10456250
	89	09/01 → 12/04	SAC036	Camshaft sensor	B2	OE 10456506
			SAG051	Crankshaft sensor	B3	OE 10456250
DAIHATSU						
CUORE VII (L275 , L285 , L276)						
1.0	51	04/07 →	APS75	Intake pressure sensor	A3	
			SAD025	Knock sensor	B1	OE 8961520090
			SAC091	Camshaft sensor	B2	
			SPA162	Coolant temperature sensor	E3	OE 8942233030000
SIRION (M3)						
1.0	51	01/05 → 06/13	APS75	Intake pressure sensor	A3	
			SAD025	Knock sensor	B1	OE 8961520090
			SAC091	Camshaft sensor	B2	
			SPA162	Coolant temperature sensor	E3	OE 8942233030000
1.3	67	03/08 →	SAC091	Camshaft sensor	B2	
			SPA162	Coolant temperature sensor	E3	OE 8942233030000
1.3 (M301)	64	01/05 →	SAC091	Camshaft sensor	B2	
			SPA162	Coolant temperature sensor	E3	OE 8942233030000
TERIOS (J1_)						
1.3 4WD (J102)	63	10/00 → 10/05	SAC091	Camshaft sensor	B2	
TERIOS (J2_)						
1.3 VVT-i 4x4	63	11/05 →	SAC091	Camshaft sensor	B2	
			SPA162	Coolant temperature sensor	E3	OE 8942233030000
1.5 4x4	77	05/06 →	SAC091	Camshaft sensor	B2	
			SPA162	Coolant temperature sensor	E3	OE 8942233030000
DODGE						
DAKOTA						
2.5	88	10/95 → 09/03	SAG044	Crankshaft sensor	B3	
JOURNEY						
2.0 CRD	103	06/08 →	STS0193	Exhaust gas temperature sensor	C1	Cable length: 218

	kW			DESCRIPTION	TYPE	
DR						
DR 5						
1.9 D	88	01/07 →	SAG255	Crankshaft sensor	B3	
2.0	94	01/07 →	SAG048	Crankshaft sensor	B3	OE A11-3611021
	102	01/11 →	SAG048	Crankshaft sensor	B3	OE A11-3611021
2.0 4WD	102	01/11 →	SAG048	Crankshaft sensor	B3	OE A11-3611021
2.0 CNG	94	01/07 →	SAG048	Crankshaft sensor	B3	OE A11-3611021
2.0 LPG	94	01/07 →	SAG048	Crankshaft sensor	B3	OE A11-3611021
DS						
DS 3						
1.2 THP 110	81	04/15 →	MWSS086	ABS sensor	D1	Position: front axle left and right
			MWSS186	ABS sensor	D1	Position: rear axle left and right
1.2 VTi 82	60	04/15 →	MWSS086	ABS sensor	D1	Position: front axle left and right
			MWSS186	ABS sensor	D1	Position: rear axle left and right
1.6 BlueHDi 100	73	04/15 →	SAC124	Camshaft sensor	B2	
			SAG270	Crankshaft sensor	B3	
			MWSS086	ABS sensor	D1	Position: front axle left and right
			MWSS186	ABS sensor	D1	Position: rear axle left and right
DS 4 / DS 4 CROSSBACK						
1.6 BlueHDi 120	88	07/15 →	SAC124	Camshaft sensor	B2	
			SAG270	Crankshaft sensor	B3	
			MWSS148	ABS sensor	D1	Position: front axle left and right
FERRARI						
328 GTB						
3.2	199	09/85 → 09/89	SVF010	Throttle position sensors	A2	OE 121517
328 GTS						
3.2	199	09/85 → 09/89	SVF010	Throttle position sensors	A2	OE 121517
348 tb/GTB						
3.4	221	02/90 → 04/94	SVF012	Throttle position sensors	A2	
348 ts/GTS						
3.4	221	08/90 → 10/93	SVF012	Throttle position sensors	A2	
MONDIAL						
3.2 Quattrovalvole	199	10/85 → 12/88	SVF010	Throttle position sensors	A2	OE 121517
3.4 T	221	03/89 → 12/93	SVF012	Throttle position sensors	A2	
MONDIAL Cabriolet						
3.2	188	10/87 → 09/89	SVF010	Throttle position sensors	A2	OE 121517
3.2 Quattrovalvole	199	09/85 → 12/88	SVF010	Throttle position sensors	A2	OE 121517
3.4 T	221	01/89 → 12/93	SVF012	Throttle position sensors	A2	
TESTAROSSA						
5.0	287	05/84 → 12/91	SVF010	Throttle position sensors	A2	OE 121517
			SPA129	Coolant temperature sensor	E3	OE 121720
	272	08/86 → 10/91	SVF010	Throttle position sensors	A2	OE 121517
			SPA129	Coolant temperature sensor	E3	OE 121720
FIAT						
124 Spider (124_)						
2000	77	04/72 → 11/85	SPA131	Coolant temperature sensor	E3	OE 119111101000
126 (126_)						
600	17	09/72 → 06/77	SAA107	Oil pressure switches	F1	OE 4151243
127 (127_)						
0.9 (127A)	33	09/71 → 12/84	SAA107	Oil pressure switches	F1	OE 4151243
132 (132_)						
2.0 i.e.	90	01/80 → 12/82	SPA131	Coolant temperature sensor	E3	OE 119111101000

	KW			DESCRIPTION	TYPE	
FIAT						
500						
0.5 (110F)	13	01/65 → 12/75	SAA107	Oil pressure switches	F1	OE 4151243
0.6	13	08/68 → 01/76	SAA107	Oil pressure switches	F1	OE 4151243
500 (312_)						
0.9 (312AXG1A, 312.AXG11)	63	07/10 →	SAD026	Knock sensor	B1	OE 46552951
			SAC095	Camshaft sensor	B2	OE 46798368
			MWSS047	ABS sensor	D1	OE 51797173; Position: front axle left and right
			MWSS048	ABS sensor	D1	OE 51787099; Position: rear axle left and right
1.2 (312AXA1A)	51	07/07 →	SPA156	Coolant temperature sensor	E3	OE 55190791
			KITLDF6T	Intake pressure sensor	A3	OE 46533518
			SAC095	Camshaft sensor	B2	OE 46798368
			SAC102	Camshaft sensor	B2	OE 55190509
			SAG284	Crankshaft sensor	B3	OE 55224031
			CVM03/1	Crankshaft sensor	B3	OE 55187380
			MWSS047	ABS sensor	D1	OE 51797173; Position: front axle left and right
			MWSS048	ABS sensor	D1	OE 51787099; Position: rear axle left and right
1.2 LPG (312AXA1A)	51	12/10 →	SPA156	Coolant temperature sensor	E3	OE 55190791
			SAA101	Oil pressure switches	F1	OE 46420838
			KITLDF6T	Intake pressure sensor	A3	OE 46533518
			SAC095	Camshaft sensor	B2	OE 46798368
			SAG284	Crankshaft sensor	B3	OE 55224031
			MWSS047	ABS sensor	D1	OE 51797173; Position: front axle left and right
1.3 D Multijet (312AXB1A)	55	10/07 →	MWSS048	ABS sensor	D1	OE 51787099; Position: rear axle left and right
			SPA156	Coolant temperature sensor	E3	OE 55190791
			APS23	Intake pressure sensor	A3	OE 46811235
			SAC068	Camshaft sensor	B2	OE 46798364; Assembly depth [mm]: 28
			SAC077	Camshaft sensor	B2	Assembly depth [mm]: 28,5
			SAC093	Camshaft sensor	B2	OE 46798365; Assembly depth [mm]: 28
			SAG025	Crankshaft sensor	B3	OE 73502752
	70	12/09 →	STS0059	Exhaust gas temperature sensor	C1	OE 51779770; Position: before soot particulate filter; Cable length: 670
			SPS009	Exhaust gas pressure sensor	C2	OE 51792301
			MWSS047	ABS sensor	D1	OE 51797173; Position: front axle left and right
			MWSS048	ABS sensor	D1	OE 51787099; Position: rear axle left and right
			SPA177	Coolant temperature sensor	E3	OE 46554621
			SAA101	Oil pressure switches	F1	OE 46420838
			APS49	Fuel pressure sensor	F2	OE 504247741
70	12/09 →	ATS20	Intake pressure sensor	A3	OE 504088431	
		APS63	Intake pressure sensor	A3	OE 55194788	
		SAF001	Fuel water sensor	A4	OE 77363659	
		SAC068	Camshaft sensor	B2	OE 46798364	
		SAC093	Camshaft sensor	B2	OE 46798365	
		SPS013	Exhaust gas pressure sensor	C2	OE 51855119	
			MWSS047	ABS sensor	D1	OE 51797173; Position: front axle left and right

	kw			DESCRIPTION	TYPE	
FIAT						
500 (312_)						
1.3 D Multijet (312AXE1A)	70	12/09 →	MWSS048	ABS sensor	D1	OE 51787099; Position: rear axle left and right
			SPA146	Coolant temperature sensor	E3	OE 55206393
			SAA101	Oil pressure switches	F1	OE 46420838
1.4 (312AXC1B, 312CXC1B)	74	10/07 →	KITLDF6T	Intake pressure sensor	A3	OE 46533518
			SAD026	Knock sensor	B1	OE 46552951
			SAC095	Camshaft sensor	B2	OE 46798368
			SAG189	Crankshaft sensor	B3	OE 46815160
			SAG284	Crankshaft sensor	B3	OE 55224031
			MWSS047	ABS sensor	D1	OE 51797173; Position: front axle left and right
			MWSS048	ABS sensor	D1	OE 51787099; Position: rear axle left and right
			SPA156	Coolant temperature sensor	E3	OE 55190791
			SAA101	Oil pressure switches	F1	OE 46420838
500 C (312_)						
0.9 (312AG1A)	63	09/09 →	SAD026	Knock sensor	B1	OE 46552951
			SAC095	Camshaft sensor	B2	OE 46798368
			SAG082	Crankshaft sensor	B3	OE 55222989
			MWSS047	ABS sensor	D1	OE 51797173; Position: front axle left and right
			MWSS048	ABS sensor	D1	OE 51787099; Position: rear axle left and right
1.2 (312CX1A, 312AXA1A)	51	09/09 →	KITLDF6T	Intake pressure sensor	A3	OE 46533518
			SAC095	Camshaft sensor	B2	OE 46798368
			SAG082	Crankshaft sensor	B3	OE 55222989
			SAG284	Crankshaft sensor	B3	OE 55224031
			CVM03/1	Crankshaft sensor	B3	OE 55187380
			MWSS047	ABS sensor	D1	OE 51797173; Position: front axle left and right
			MWSS048	ABS sensor	D1	OE 51787099; Position: rear axle left and right
			SPA156	Coolant temperature sensor	E3	OE 55190791
			SAA101	Oil pressure switches	F1	OE 46420838
500 Station wagon						
0.5	11	01/60 → 12/66	SAA107	Oil pressure switches	F1	OE 4151243
500L (351_, 352_)						
0.9 Natural Power (199LYC1B)	63	03/13 →	SAD026	Knock sensor	B1	OE 46552951
			SAC095	Camshaft sensor	B2	OE 46798368
			SAG082	Crankshaft sensor	B3	OE 55222989
			SPA156	Coolant temperature sensor	E3	OE 55190791
1.3 D Multijet (199.LYM11, 199.LYM1A)	70	06/14 →	SAG025	Crankshaft sensor	B3	OE 73502752
			SPS013	Exhaust gas pressure sensor	C2	OE 51855119
1.3 D Multijet (199LXY1A, 199LXY11)	62	09/12 →	APS63	Intake pressure sensor	A3	OE 55194788
			SAC068	Camshaft sensor	B2	OE 46798364
			SAC093	Camshaft sensor	B2	OE 46798365
			SPS013	Exhaust gas pressure sensor	C2	OE 51855119
1.4 (199LYB1B)	70	09/12 →	SPA146	Coolant temperature sensor	E3	OE 55206393
			APS107	Intake pressure sensor	A3	OE 77366837
			KITLDF6T	Intake pressure sensor	A3	OE 46533518
			SAD026	Knock sensor	B1	OE 46552951
			SAC095	Camshaft sensor	B2	OE 46798368
			SAG189	Crankshaft sensor	B3	OE 46815160
SPA156	Coolant temperature sensor	E3	OE 55190791			

	KW			DESCRIPTION	TYPE	
FIAT						
500L (351_, 352_)						
1.4 LPG (199LYF1B)	88	02/14 →	KITLDF6T	Intake pressure sensor	A3	OE 46533518
			SAD026	Knock sensor	B1	OE 46552951
			SAC095	Camshaft sensor	B2	OE 46798368
			SAG189	Crankshaft sensor	B3	OE 46815160
1.6 D Multijet (199LYD1B)	77	09/12 → 05/18	APS63	Intake pressure sensor	A3	OE 55194788
			SAC068	Camshaft sensor	B2	OE 46798364
			SAC093	Camshaft sensor	B2	OE 46798365
			SAG025	Crankshaft sensor	B3	OE 73502752
			SAG080	Crankshaft sensor	B3	OE 55206561
			SPS013	Exhaust gas pressure sensor	C2	OE 51855119
			APS63	Intake pressure sensor	A3	OE 55194788
1.6 D Multijet (199LYE1B)	88	09/13 →	APS97	Intake pressure sensor	A3	OE 504073323
			SAG080	Crankshaft sensor	B3	OE 55206561
			SAG133	Crankshaft sensor	B3	OE 46798345
			SPS013	Exhaust gas pressure sensor	C2	OE 51855119
			SPS013	Exhaust gas pressure sensor	C2	OE 51855119
500X (334_)						
1.3 D Multijet (334AXH1A)	70	11/14 →	SAG025	Crankshaft sensor	B3	OE 73502752
			SPS013	Exhaust gas pressure sensor	C2	OE 51855119
1.4 (334AXC1B, 334AXC11)	103	09/14 →	SAD026	Knock sensor	B1	OE 46552951
			SAC095	Camshaft sensor	B2	OE 46798368
			SAG284	Crankshaft sensor	B3	OE 55224031
1.6 (334AXE1A)	81	11/14 →	KITLDF6T	Intake pressure sensor	A3	OE 46533518
1.6 D Multijet (334AXA1B, 334AXA11)	88	09/14 →	SAG080	Crankshaft sensor	B3	OE 55206561
			SPS013	Exhaust gas pressure sensor	C2	OE 51855119
600						
0.6	15	03/55 → 05/61	SAA107	Oil pressure switches	F1	OE 4151243
ARGENTA (132_)						
2000	83	06/78 → 12/85	SEN8D	Crankshaft sensor	B3	OE 4460206
2000 i.e.	90	06/81 → 07/86	SEN8D	Crankshaft sensor	B3	OE 4460206
			SPA131	Coolant temperature sensor	E3	OE 119111101000
BARCETTA (183_)						
1.8 16V	96	04/95 → 05/05	SAG012	Crankshaft sensor	B3	OE 46432909
BRAVA (182_)						
1.2 16V 80	60	12/98 → 12/02	APS59	Intake pressure sensor	A3	OE 46474585
			KITLDF6T	Intake pressure sensor	A3	OE 46533518
			SAD013	Knock sensor	B1	OE 60548743
			SAD026	Knock sensor	B1	OE 46552951
			SAG188	Crankshaft sensor	B3	OE 46466696
			CWM02/3	Crankshaft sensor	B3	OE 46774532
			SAA101	Oil pressure switches	F1	OE 46420838
1.4 (182.BG)	55	10/95 → 10/98	SAG121	Crankshaft sensor	B3	OE 7766251
1.4 12 V (182.BA)	59	10/95 → 07/98	SAG121	Crankshaft sensor	B3	OE 7766251
1.6 16V (182.BB)	76	02/96 → 10/01	SZA104	Coolant temperature sensor	E3	OE 46414596
1.6 16V (182.BH)	66	10/95 → 10/01	SZA104	Coolant temperature sensor	E3	OE 46414596
1.8 GT 16V (182.BC)	83	10/95 → 08/01	SAG012	Crankshaft sensor	B3	OE 46432909
1.9 JTD 105	77	12/98 → 10/01	APS31	Intake pressure sensor	A3	OE 46468682
			SAC088	Camshaft sensor	B2	OE 46432103
			SPA103	Coolant temperature sensor	E3	OE 46462179
			SAA101	Oil pressure switches	F1	OE 46420838
			APS132	Fuel pressure sensor	F2	OE 46481638
1.9 TD 100 S (182.BF)	74	03/96 → 10/01	SAG121	Crankshaft sensor	B3	OE 7766251
1.9 TD 75 S (182.BF)	55	03/96 → 10/01	SAG121	Crankshaft sensor	B3	OE 7766251

	kW			DESCRIPTION	TYPE	
FIAT						
BRAVO I (182_)						
1.2 16V 80	60	12/98 → 10/00	APS59	Intake pressure sensor	A3	OE 46474585
			SAD013	Knock sensor	B1	OE 60548743
			SAG188	Crankshaft sensor	B3	OE 46466696
			CWM02/3	Crankshaft sensor	B3	OE 46774532
			SAA101	Oil pressure switches	F1	OE 46420838
1.4 (182.AA)	59	10/95 → 10/98	SAG121	Crankshaft sensor	B3	OE 7766251
1.4 (182.AG)	55	10/95 → 10/98	SAG121	Crankshaft sensor	B3	OE 7766251
1.6 16V (182.AB)	76	03/96 → 10/01	SZA104	Coolant temperature sensor	E3	OE 46414596
1.6 16V (182.AH)	66	10/95 → 10/01	SZA104	Coolant temperature sensor	E3	OE 46414596
1.8 GT (182.AC)	83	10/95 → 10/01	SAG012	Crankshaft sensor	B3	OE 46432909
1.9 JTD 105	77	12/98 → 10/01	APS31	Intake pressure sensor	A3	OE 46468682
			SAC088	Camshaft sensor	B2	OE 46432103
			SPA103	Coolant temperature sensor	E3	OE 46462179
			SAA101	Oil pressure switches	F1	OE 46420838
			APS132	Fuel pressure sensor	F2	OE 46481638
1.9 TD 100 S (182.AF)	74	03/96 → 10/01	SAG121	Crankshaft sensor	B3	OE 7766251
1.9 TD 75 S (182.AF)	55	03/96 → 10/01	SAG121	Crankshaft sensor	B3	OE 7766251
2.0 HGT 20V (182.AD)	108	10/95 → 07/98	SAD009	Knock sensor	B1	OE 60592752
			SAG121	Crankshaft sensor	B3	OE 7766251
2.0 HGT 20V (182AQ)	113	07/98 → 10/01	SAD003	Knock sensor	B1	OE 46525288
			SAC024	Camshaft sensor	B2	OE 46520138
		11/98 → 10/01	SAG122	Crankshaft sensor	B3	OE 195321101900
BRAVO II (198_)						
1.4 (198AXA1B)	66	04/07 → 12/14	KITLDF6T	Intake pressure sensor	A3	OE 46533518
			SAD026	Knock sensor	B1	OE 46552951
			SAC095	Camshaft sensor	B2	OE 46798368
			SAG189	Crankshaft sensor	B3	OE 46815160
			STS0239	Exhaust gas temperature sensor	C1	OE 51791310; Position: post-catalyst; Cable length: 1170
			SPS009	Exhaust gas pressure sensor	C2	OE 51792301
			SPA156	Coolant temperature sensor	E3	OE 55190791
			SAA101	Oil pressure switches	F1	OE 46420838
1.4 LPG (198AXA1B)	66	03/10 → 12/14	APS110	Intake pressure sensor	A3	OE 100496101
		12/08 → 12/14	KITLDF6T	Intake pressure sensor	A3	OE 46533518
			SAD026	Knock sensor	B1	OE 46552951
			SAC095	Camshaft sensor	B2	OE 46798368
			SAG189	Crankshaft sensor	B3	OE 46815160
1.4 T-Jet (198AXF1B)	110	09/07 → 12/09	APS94	Intake pressure sensor	A3	OE 55238125
		09/07 → 12/14	SAD026	Knock sensor	B1	OE 46552951
			SAC095	Camshaft sensor	B2	OE 46798368
			SAG189	Crankshaft sensor	B3	OE 46815160
			STS0239	Exhaust gas temperature sensor	C1	OE 51791310; Position: post-catalyst; Cable length: 1170
			SPS009	Exhaust gas pressure sensor	C2	OE 51792301
			SPA156	Coolant temperature sensor	E3	OE 55190791
			SAA101	Oil pressure switches	F1	OE 46420838
1.4 T-Jet (198AXG1B)	88	10/07 → 12/14	APS23	Intake pressure sensor	A3	OE 46811235
			APS94	Intake pressure sensor	A3	OE 55238125
			APS110	Intake pressure sensor	A3	OE 100496101
			KITLDF6T	Intake pressure sensor	A3	OE 46533518
			SAD026	Knock sensor	B1	OE 46552951
			SAC095	Camshaft sensor	B2	OE 46798368
			SAG189	Crankshaft sensor	B3	OE 46815160
			STS0239	Exhaust gas temperature sensor	C1	OE 51791310; Position: post-catalyst; Cable length: 1170

	KW			DESCRIPTION	TYPE	
FIAT						
BRAVO II (198_)						
1.4 T-Jet (198AXG1B)	88	10/07 → 12/14	SPS009	Exhaust gas pressure sensor	C2	OE 51792301
			SPA156	Coolant temperature sensor	E3	OE 55190791
			SAA101	Oil pressure switches	F1	OE 46420838
1.6 D Multijet (198AXH1B)	77	09/07 → 12/14	ATS20	Intake pressure sensor	A3	OE 504088431
			SAF001	Fuel water sensor	A4	OE 77363659
			SAG080	Crankshaft sensor	B3	OE 55206561
			STS0227	Exhaust gas temperature sensor	C1	OE 51825681; Position: before soot particulate filter; Cable length: 270
			SPS013	Exhaust gas pressure sensor	C2	OE 51855119
			SPA175	Coolant temperature sensor	E3	OE 55203964
			SAA101	Oil pressure switches	F1	OE 46420838
			APS49	Fuel pressure sensor	F2	OE 504247741
1.6 D Multijet (198AXL1B)	88	03/08 → 12/14	ATS20	Intake pressure sensor	A3	OE 504088431
			SAF001	Fuel water sensor	A4	OE 77363659
			SAG080	Crankshaft sensor	B3	OE 55206561
			STS0227	Exhaust gas temperature sensor	C1	OE 51825681; Position: before soot particulate filter; Cable length: 270
			SPS013	Exhaust gas pressure sensor	C2	OE 51855119
			SPA175	Coolant temperature sensor	E3	OE 55203964
			SAA101	Oil pressure switches	F1	OE 46420838
			APS49	Fuel pressure sensor	F2	OE 504247741
1.9 D Multijet (198AXB1A)	88	04/07 → 12/14	SAF001	Fuel water sensor	A4	OE 77363659
			SAC088	Camshaft sensor	B2	OE 46432103
			STS0177	Exhaust gas temperature sensor	C1	OE 55190624; Position: before soot particulate filter; Cable length: 835
			SPS009	Exhaust gas pressure sensor	C2	OE 51792301
			SPA177	Coolant temperature sensor	E3	OE 46554621
			SAA101	Oil pressure switches	F1	OE 46420838
			APS49	Fuel pressure sensor	F2	OE 504247741
			APS134	Fuel pressure sensor	F2	OE 46812910
1.9 D Multijet (198AXC1B)	110	04/07 → 12/14	SAF001	Fuel water sensor	A4	OE 77363659
			SAC068	Camshaft sensor	B2	OE 46798364
			SAG133	Crankshaft sensor	B3	OE 46798345
			STS0177	Exhaust gas temperature sensor	C1	OE 55190624; Position: before soot particulate filter; Cable length: 835
			STS0239	Exhaust gas temperature sensor	C1	OE 51791310; Position: after soot particulate filter; Cable length: 1170
			SPS009	Exhaust gas pressure sensor	C2	OE 51792301
			SPA177	Coolant temperature sensor	E3	OE 46554621
			SAA101	Oil pressure switches	F1	OE 46420838
			APS49	Fuel pressure sensor	F2	OE 504247741
CINQUECENTO (170_)						
0.7 (170AA)	23	12/91 → 01/96	SEN8D	Crankshaft sensor	B3	OE 4460206
0.7 i (170AD)	22	07/94 → 01/98	SEN8D	Crankshaft sensor	B3	OE 4460206
0.9 (170AB)	30	07/91 → 12/93	SEN8K	Crankshaft sensor	B3	OE 7679221
0.9 i.e. (170AC)	30	07/91 → 09/94	SEN8D3	Crankshaft sensor	B3	OE 07589729
0.9 i.e. S (170AF, 170CF)	29	07/91 → 07/99	SEN8K	Crankshaft sensor	B3	OE 7679221
		07/91 → 01/98	SEN8D3	Crankshaft sensor	B3	OE 07589729
1.1 Sporting (170AH)	40	10/94 → 01/98	SZA103	Coolant temperature sensor	E3	OE 46477022
			SZA103	Coolant temperature sensor	E3	OE 46477022
COUPE (175_)						
1.8 16V	96	03/96 → 08/00	SAG012	Crankshaft sensor	B3	OE 46432909
2.0 16V	102	11/93 → 08/96	SEN8I	Crankshaft sensor	B3	OE 46412341
			SZA103	Coolant temperature sensor	E3	OE 46477022

	KW			DESCRIPTION	TYPE	
FIAT						
COUPE (175_)						
2.0 16V Turbo	140	11/93 → 08/96	PRT06/00	Intake pressure sensor	A3	OE 60809804
			SAD009	Knock sensor	B1	OE 60592752
			SEN8I	Crankshaft sensor	B3	OE 46412341
			SZA103	Coolant temperature sensor	E3	OE 46477022
2.0 20V	113	04/98 → 08/00	SAD003	Knock sensor	B1	OE 46525288
			SAC024	Camshaft sensor	B2	OE 46520138
			SAG122	Crankshaft sensor	B3	OE 195321101900
2.0 20V (175AXC1A)	108	08/96 → 09/98	SAD009	Knock sensor	B1	OE 60592752
			SAG121	Crankshaft sensor	B3	OE 7766251
2.0 20V Turbo	162	08/96 → 08/00	ATS11	Air temperature sensor	A1	OE 7686599
			SAG121	Crankshaft sensor	B3	OE 7766251
CROMA (154_)						
1600	61	12/85 → 12/90	SEN8D	Crankshaft sensor	B3	OE 4460206
1900 Turbo D i.d.	69	11/92 → 12/96	SEN8I	Crankshaft sensor	B3	OE 46412341
1900 Turbo D i.d. (154.LL, 154.PL)	66	08/87 → 10/92	SEN8I	Crankshaft sensor	B3	OE 46412341
2000 16V	101	08/92 → 08/96	SAD009	Knock sensor	B1	OE 60592752
2000 CHT	74	01/91 → 09/92	SEN8D	Crankshaft sensor	B3	OE 4460206
2000 CHT (154.AC)	66	12/85 → 02/89	SEN8D	Crankshaft sensor	B3	OE 4460206
2000 i.e. (154.AD)	88	03/87 → 09/92	SVF012	Throttle position sensors	A2	
			SEN8D	Crankshaft sensor	B3	OE 4460206
2000 i.e. (154.AM)	83	03/86 → 09/90	SVF012	Throttle position sensors	A2	
			SEN8D	Crankshaft sensor	B3	OE 4460206
2000 i.e. (154.AM, 154.LM)	85	10/87 → 08/96	SVF012	Throttle position sensors	A2	
		01/91 → 01/92	SEN8D	Crankshaft sensor	B3	OE 4460206
2000 i.e. Turbo	111	11/86 → 11/88	SEN8D	Crankshaft sensor	B3	OE 4460206
2000 i.e. Turbo (154.AM)	114	12/85 → 06/90	SEN8D	Crankshaft sensor	B3	OE 4460206
2000 i.e. Turbo (154.AM, 154.LM)	110	06/87 → 08/96	SEN8D	Crankshaft sensor	B3	OE 4460206
2500 TD (154.LL, 154.PL)	85	05/89 → 08/96	SEN8I	Crankshaft sensor	B3	OE 46412341
2500 TDE	77	12/91 → 08/96	SEN8I	Crankshaft sensor	B3	OE 46412341
2500 V6	119	06/93 → 08/96	SAG040	Crankshaft sensor	B3	OE 60573739
CROMA (194_)						
1.9 D Multijet (194AXB1B)	88	06/05 → 12/11	ATS20	Intake pressure sensor	A3	OE 504088431
			SAF001	Fuel water sensor	A4	OE 77363659
			SAC088	Camshaft sensor	B2	OE 46432103
			SAG133	Crankshaft sensor	B3	OE 46798345
			STS0231	Exhaust gas temperature sensor	C1	OE 55200037; Position: before soot particulate filter; Cable length: 1030
			STS0233	Exhaust gas temperature sensor	C1	OE 55199672; Position: before soot particulate filter; Cable length: 428
			SPS009	Exhaust gas pressure sensor	C2	OE 51792301
			SPS013	Exhaust gas pressure sensor	C2	OE 51855119
			SPA177	Coolant temperature sensor	E3	OE 46554621
			SAA101	Oil pressure switches	F1	OE 46420838
			APS49	Fuel pressure sensor	F2	OE 504247741
			APS134	Fuel pressure sensor	F2	OE 46812910
1.9 D Multijet (194AXC1B, 194AXC12)	110	06/05 → 12/11	ATS20	Intake pressure sensor	A3	OE 504088431
			SAF001	Fuel water sensor	A4	OE 77363659
			SAC068	Camshaft sensor	B2	OE 46798364
			SAG133	Crankshaft sensor	B3	OE 46798345
			STS0231	Exhaust gas temperature sensor	C1	OE 55200037; Position: before soot particulate filter; Cable length: 1030

	KW			DESCRIPTION	TYPE	
FIAT						
CROMA (194_)						
1.9 D Multijet (194AXC1B, 194AXC12)	110	06/05 → 12/11	STS0233	Exhaust gas temperature sensor	C1	OE 55199672; Position: before soot particulate filter; Cable length: 428
			SPS009	Exhaust gas pressure sensor	C2	OE 51792301
			SPS013	Exhaust gas pressure sensor	C2	OE 51855119
			SPA177	Coolant temperature sensor	E3	OE 46554621
			SAA101	Oil pressure switches	F1	OE 46420838
			APS49	Fuel pressure sensor	F2	OE 504247741
			APS134	Fuel pressure sensor	F2	OE 46812910
DOBLO Cargo (223_)						
1.3 D Multijet	55	10/05 → 01/10	ATS20	Intake pressure sensor	A3	OE 504088431
			APS23	Intake pressure sensor	A3	OE 46811235
			SAC068	Camshaft sensor	B2	OE 46798364; Assembly depth [mm]: 28
			SAC077	Camshaft sensor	B2	Assembly depth [mm]: 28,5
			SAC093	Camshaft sensor	B2	OE 46798365; Assembly depth [mm]: 28
			SAG025	Crankshaft sensor	B3	OE 73502752
			SPS009	Exhaust gas pressure sensor	C2	OE 51792301
			SPA177	Coolant temperature sensor	E3	OE 46554621
			SAA101	Oil pressure switches	F1	OE 46420838
			APS49	Fuel pressure sensor	F2	OE 504247741
			APS134	Fuel pressure sensor	F2	OE 46812910
1.3 JTD 16V	51	05/04 → 12/06	APS23	Intake pressure sensor	A3	OE 46811235
			SAC068	Camshaft sensor	B2	OE 46798364
			SAC093	Camshaft sensor	B2	OE 46798365
			SAG025	Crankshaft sensor	B3	OE 73502752
			SPA177	Coolant temperature sensor	E3	OE 46554621
			SAA101	Oil pressure switches	F1	OE 46420838
			APS49	Fuel pressure sensor	F2	OE 504247741
			APS134	Fuel pressure sensor	F2	OE 46812910
1.3 JTD 16V Multijet	62	08/06 →	ATS20	Intake pressure sensor	A3	OE 504088431
			SAC068	Camshaft sensor	B2	OE 46798364
			SAC093	Camshaft sensor	B2	OE 46798365
			SPS009	Exhaust gas pressure sensor	C2	OE 51792301
			SPA177	Coolant temperature sensor	E3	OE 46554621
			APS49	Fuel pressure sensor	F2	OE 504247741
			APS134	Fuel pressure sensor	F2	OE 46812910
1.6 Natural Power	76	09/02 →	KITTPRT05/2	Intake pressure sensor	A3	OE 46451792
			SAC094	Camshaft sensor	B2	OE 46786049
			CWM02/1	Crankshaft sensor	B3	OE 46442091
			SPA101	Coolant temperature sensor	E3	OE 4067872
			SPA177	Coolant temperature sensor	E3	OE 46554621
			SAA101	Oil pressure switches	F1	OE 46420838
1.9 D (223ZXB1A)	46	03/01 →	SAG214	Crankshaft sensor	B3	OE 46806128
			SPA177	Coolant temperature sensor	E3	OE 46554621
			SAA101	Oil pressure switches	F1	OE 46420838
1.9 JTD	77	07/03 →	ATS20	Intake pressure sensor	A3	OE 504088431
			APS23	Intake pressure sensor	A3	OE 46811235
			SAC088	Camshaft sensor	B2	OE 46432103
			SAG214	Crankshaft sensor	B3	OE 46806128
			SPA177	Coolant temperature sensor	E3	OE 46554621
			SAA101	Oil pressure switches	F1	OE 46420838
			APS49	Fuel pressure sensor	F2	OE 504247741; Position: high pressure side; Pressure [bar] up to: 1800

	kW			DESCRIPTION	TYPE	
FIAT						
DOBLO Cargo (223_)						
1.9 JTD	77	07/03 →	APS132	Fuel pressure sensor	F2	OE 46481638; Position: high pressure side
			APS134	Fuel pressure sensor	F2	OE 46812910; Number of poles: 3
			APS136	Fuel pressure sensor	F2	OE 61537828; Pressure [bar] up to: 1500
1.9 JTD (223ZXE1A)	74	10/01 →	ATS20	Intake pressure sensor	A3	OE 504088431
			APS23	Intake pressure sensor	A3	OE 46811235
			SAC088	Camshaft sensor	B2	OE 46432103
			SAG214	Crankshaft sensor	B3	OE 46806128
			SPA177	Coolant temperature sensor	E3	OE 46554621
			SAA101	Oil pressure switches	F1	OE 46420838
			APS49	Fuel pressure sensor	F2	OE 504247741
			APS132	Fuel pressure sensor	F2	OE 46481638
1.9 JTD Multijet	88	12/06 →	ATS20	Intake pressure sensor	A3	OE 504088431
			SAF001	Fuel water sensor	A4	OE 77363659
			SAC088	Camshaft sensor	B2	OE 46432103
			STS0159	Exhaust gas temperature sensor	C1	OE 55203808; Position: in front of the catalyzt; Cable length: 570
			SPS009	Exhaust gas pressure sensor	C2	OE 51792301
			SPA177	Coolant temperature sensor	E3	OE 46554621
			APS49	Fuel pressure sensor	F2	OE 504247741
DOBLO Cassone / Furgonato / Promiscuo (263_)						
1.3 D Multijet	66	02/10 →	ATS20	Intake pressure sensor	A3	OE 504088431
			SAF001	Fuel water sensor	A4	OE 77363659
			SAC068	Camshaft sensor	B2	OE 46798364
			SAC093	Camshaft sensor	B2	OE 46798365
			SAG188	Crankshaft sensor	B3	OE 46466696
			SPS013	Exhaust gas pressure sensor	C2	OE 51855119
			SPA146	Coolant temperature sensor	E3	OE 55206393
			SPA177	Coolant temperature sensor	E3	OE 46554621
			SAA101	Oil pressure switches	F1	OE 46420838
			APS49	Fuel pressure sensor	F2	OE 504247741
1.4 Natural Power	88	06/10 →	APS134	Fuel pressure sensor	F2	OE 46812910
			SPS013	Exhaust gas pressure sensor	C2	OE 51855119
			APS23	Intake pressure sensor	A3	OE 46811235
			APS94	Intake pressure sensor	A3	OE 55238125
			KITLDF6T	Intake pressure sensor	A3	OE 46533518
			SAD026	Knock sensor	B1	OE 46552951
			SAC095	Camshaft sensor	B2	OE 46798368
			SAG188	Crankshaft sensor	B3	OE 46466696
			SAG189	Crankshaft sensor	B3	OE 46815160
			SPA156	Coolant temperature sensor	E3	OE 55190791
1.6 D Multijet	77	02/10 →	APS97	Intake pressure sensor	A3	OE 504073323
			SAF001	Fuel water sensor	A4	OE 77363659
			SAG080	Crankshaft sensor	B3	OE 55206561
			SAG188	Crankshaft sensor	B3	OE 46466696
			SPS013	Exhaust gas pressure sensor	C2	OE 51855119
			SPA175	Coolant temperature sensor	E3	OE 55203964
	66	02/10 →	APS49	Fuel pressure sensor	F2	OE 504247741
			SAF001	Fuel water sensor	A4	OE 77363659
			SAG080	Crankshaft sensor	B3	OE 55206561
			SAG188	Crankshaft sensor	B3	OE 46466696
66	02/10 →	SPS013	Exhaust gas pressure sensor	C2	OE 51855119	
		SPA175	Coolant temperature sensor	E3	OE 55203964	

	KW			DESCRIPTION	TYPE	
FIAT						
DOBLO Cassone / Furgonato / Promiscuo (263_)						
1.6 D Multijet	66	02/10 →	APS49	Fuel pressure sensor	F2	OE 504247741
			APS63	Intake pressure sensor	A3	OE 55194788
	74	02/10 →	APS97	Intake pressure sensor	A3	OE 504073323
			SAF001	Fuel water sensor	A4	OE 77363659
			SAG080	Crankshaft sensor	B3	OE 55206561
			SAG188	Crankshaft sensor	B3	OE 46466696
			SPS013	Exhaust gas pressure sensor	C2	OE 51855119
			SPA175	Coolant temperature sensor	E3	OE 55203964
2.0 D Multijet	99	02/10 →	APS49	Fuel pressure sensor	F2	OE 504247741
			ATS20	Intake pressure sensor	A3	OE 504088431
			APS63	Intake pressure sensor	A3	OE 55194788
			SAF001	Fuel water sensor	A4	OE 77363659
			SAG080	Crankshaft sensor	B3	OE 55206561
			SAG188	Crankshaft sensor	B3	OE 46466696
			SPS013	Exhaust gas pressure sensor	C2	OE 51855119
			SPA175	Coolant temperature sensor	E3	OE 55203964
			SAA101	Oil pressure switches	F1	OE 46420838
			APS49	Fuel pressure sensor	F2	OE 504247741
DOBLO Combi (263_)						
1.6 D Multijet (263AXD1B)	77	01/10 →	KITPF2C	Throttle position sensors	A2	OE 7076359
			ATS20	Intake pressure sensor	A3	OE 504088431
			APS63	Intake pressure sensor	A3	OE 55194788
			APS97	Intake pressure sensor	A3	OE 504073323
			SAF001	Fuel water sensor	A4	OE 77363659
			SAG080	Crankshaft sensor	B3	OE 55206561
			SAG188	Crankshaft sensor	B3	OE 46466696
			SPS013	Exhaust gas pressure sensor	C2	OE 51855119
			SPA175	Coolant temperature sensor	E3	OE 55203964
						SAA101
			APS49	Fuel pressure sensor	F2	OE 504247741
DOBLO MPV / Space wagon (119_, 223_)						
1.2 (223AXA1A)	48	03/01 →	IPF2C	Throttle position sensors	A2	OE 71738921
			KITTPRT05/2	Intake pressure sensor	A3	OE 46451792
			SAC094	Camshaft sensor	B2	OE 46786049
			SAG188	Crankshaft sensor	B3	OE 46466696
			CWM02/8	Crankshaft sensor	B3	OE 46802751
			CVM03/1	Crankshaft sensor	B3	OE 55187380
			816001633701	Coolant temperature sensor	E3	OE 46824133
			SPA177	Coolant temperature sensor	E3	OE 46554621
			SAA101	Oil pressure switches	F1	OE 46420838
1.3 D Multijet	62	10/05 →	ATS20	Intake pressure sensor	A3	OE 504088431
			SAC068	Camshaft sensor	B2	OE 46798364
			SAC093	Camshaft sensor	B2	OE 46798365
			SAG025	Crankshaft sensor	B3	OE 73502752
			SAG188	Crankshaft sensor	B3	OE 46466696
			SPS009	Exhaust gas pressure sensor	C2	OE 51792301
			SPA177	Coolant temperature sensor	E3	OE 46554621
			SAA101	Oil pressure switches	F1	OE 46420838
			APS49	Fuel pressure sensor	F2	OE 504247741
			APS134	Fuel pressure sensor	F2	OE 46812910
1.4	57	10/05 →	APS55	Intake pressure sensor	A3	OE 46769979
			KITLDF6T	Intake pressure sensor	A3	OE 46533518
			SAC095	Camshaft sensor	B2	OE 46798368
			SAC102	Camshaft sensor	B2	OE 55190509
			CVM03/1	Crankshaft sensor	B3	OE 55187380

	kw			DESCRIPTION	TYPE	
FIAT						
DOBLO MPV / Space wagon (119_, 223_)						
1.4	57	10/05 →	SPA156	Coolant temperature sensor	E3	OE 55190791
			SAA101	Oil pressure switches	F1	OE 46420838
1.9 D (223AXB1A)	46	03/01 →	SAG214	Crankshaft sensor	B3	OE 46806128
			SPA177	Coolant temperature sensor	E3	OE 46554621
			SAA101	Oil pressure switches	F1	OE 46420838
1.9 D Multijet	88	10/05 →	ATS20	Intake pressure sensor	A3	OE 504088431
			SAF001	Fuel water sensor	A4	OE 77363659
			SAC088	Camshaft sensor	B2	OE 46432103
1.9 D Multijet	88	10/05 →	STS0159	Exhaust gas temperature sensor	C1	OE 55203808; Position: in front of the catalyst; Cable length: 570
			SPS009	Exhaust gas pressure sensor	C2	OE 51792301
			SPA177	Coolant temperature sensor	E3	OE 46554621
			SAA101	Oil pressure switches	F1	OE 46420838
1.9 JTD	77	07/03 →	APS49	Fuel pressure sensor	F2	OE 504247741
			ATS20	Intake pressure sensor	A3	OE 504088431
			APS23	Intake pressure sensor	A3	OE 46811235
			SAC088	Camshaft sensor	B2	OE 46432103
			SAG214	Crankshaft sensor	B3	OE 46806128
			SPA177	Coolant temperature sensor	E3	OE 46554621
			SAA101	Oil pressure switches	F1	OE 46420838
			APS132	Fuel pressure sensor	F2	OE 504247741; Position: high pressure side; Pressure [bar] up to: 1800
			APS134	Fuel pressure sensor	F2	OE 46481638; Position: high pressure side
			APS136	Fuel pressure sensor	F2	OE 46812910; Number of poles: 3
1.9 JTD (223AXE1A)	74	10/01 →	APS23	Intake pressure sensor	A3	OE 46811235
			SAC088	Camshaft sensor	B2	OE 46432103
			SAG214	Crankshaft sensor	B3	OE 46806128
			SPA177	Coolant temperature sensor	E3	OE 46554621
			SAA101	Oil pressure switches	F1	OE 46420838
			APS49	Fuel pressure sensor	F2	OE 504247741
			APS132	Fuel pressure sensor	F2	OE 46481638
			APS134	Fuel pressure sensor	F2	OE 46812910
DUCATO Autobus (230_)						
1.9 D Combinato	51	06/95 → 04/02	SEN8K	Crankshaft sensor	B3	OE 7679221
1.9 TD Combinato	59	08/94 → 04/02	SEN8K	Crankshaft sensor	B3	OE 7679221
1.9 TD Panorama/ Combinato	60	03/94 → 04/02	SEN8K	Crankshaft sensor	B3	OE 7679221
2.0 Panorama/Combinato	80	03/94 → 04/02	PF90/018	Throttle position sensors	A2	OE 71755059
2.8 JTD	94	11/00 → 04/02	PRT03/04	Intake pressure sensor	A3	OE 46531222
			SEN8E	Crankshaft sensor	B3	OE 05944390
			SAG089	Crankshaft sensor	B3	OE 500343018
			CWM02/2	Crankshaft sensor	B3	OE 46538536
			SPA103	Coolant temperature sensor	E3	OE 46462179
			SAA101	Oil pressure switches	F1	OE 46420838
			APS132	Fuel pressure sensor	F2	OE 46481638
DUCATO Autobus (244_)						
2.8 JTD	94	04/02 →	APS50	Intake pressure sensor	A3	OE 500351377; With integrated air temperature sensor
			SAC092	Camshaft sensor	B2	OE 112685
			SEN8E	Crankshaft sensor	B3	OE 05944390
			SAG089	Crankshaft sensor	B3	OE 500343018

	KW			DESCRIPTION	TYPE	
FIAT						
DUCATO Autobus (244_)						
2.8 JTD	94	04/02 →	CWM02/2	Crankshaft sensor	B3	OE 46538536
			SPA103	Coolant temperature sensor	E3	OE 46462179
			SAA101	Oil pressure switches	F1	OE 46420838
			APS132	Fuel pressure sensor	F2	OE 46481638
DUCATO Autobus (250_ , 290_)						
130 Multijet 2,3 D	96	06/11 →	APS25	Intake pressure sensor	A3	OE 55206797
			SAF001	Fuel water sensor	A4	OE 77363659
			SAC054	Camshaft sensor	B2	OE 504052598
			SAG110	Crankshaft sensor	B3	OE 504129943
			SPS013	Exhaust gas pressure sensor	C2	OE 51855119
			SPA103	Coolant temperature sensor	E3	OE 46462179
			APS49	Fuel pressure sensor	F2	OE 504247741
APS135	Fuel pressure sensor	F2	OE 9664613880*			
DUCATO Furgonato (230_)						
1.9 D	51	03/94 → 04/02	SEN8K	Crankshaft sensor	B3	OE 7679221
	50	04/98 → 04/02	SPA102	Coolant temperature sensor	E3	OE 9601842680
1.9 TD	66	04/98 → 04/02	SAG150	Crankshaft sensor	B3	OE 9606816880
			SPA102	Coolant temperature sensor	E3	OE 9601842680
			SAA118	Oil pressure switches	F1	OE 9631846480
	60	03/94 → 04/02	SEN8K	Crankshaft sensor	B3	OE 7679221
1.9 TD CAT	59	08/94 → 04/02	SEN8K	Crankshaft sensor	B3	OE 7679221
2.0	80	03/94 → 04/02	PF90/018	Throttle position sensors	A2	OE 71755059
2.8 D	64	05/98 → 04/02	PRT03/04	Intake pressure sensor	A3	OE 46531222
			CWM02/2	Crankshaft sensor	B3	OE 46538536
			WTS05-1	Coolant temperature sensor	E3	OE 46477022
			SAA101	Oil pressure switches	F1	OE 46420838
DUCATO Furgonato (244_)						
2.0 JTD	62	04/02 → 08/06	SAG157	Crankshaft sensor	B3	OE 9632400580
		04/02 →	SAA118	Oil pressure switches	F1	OE 9631846480
2.3 JTD	81	04/02 →	APS50	Intake pressure sensor	A3	OE 500351377; With integrated air temperature sensor
			SAC054	Camshaft sensor	B2	OE 504052598
			SAG058	Crankshaft sensor	B3	OE 500374763
			SAG110	Crankshaft sensor	B3	OE 504129943
			SPA103	Coolant temperature sensor	E3	OE 46462179
			APS134	Fuel pressure sensor	F2	OE 46812910
2.8 JTD	94	04/02 →	APS50	Intake pressure sensor	A3	OE 500351377; With integrated air temperature sensor
			SAC092	Camshaft sensor	B2	OE 112685
			SEN8E	Crankshaft sensor	B3	OE 05944390
			SAG089	Crankshaft sensor	B3	OE 500343018
			CWM02/2	Crankshaft sensor	B3	OE 46538536
			SPA103	Coolant temperature sensor	E3	OE 46462179
			SAA101	Oil pressure switches	F1	OE 46420838
			APS132	Fuel pressure sensor	F2	OE 46481638
2.8 JTD 4x4	94	07/02 →	APS50	Intake pressure sensor	A3	OE 500351377; With integrated air temperature sensor
			SAC092	Camshaft sensor	B2	OE 112685
			SEN8E	Crankshaft sensor	B3	OE 05944390
			SAG089	Crankshaft sensor	B3	OE 500343018
			CWM02/2	Crankshaft sensor	B3	OE 46538536
			SPA103	Coolant temperature sensor	E3	OE 46462179
			SAA101	Oil pressure switches	F1	OE 46420838
			APS132	Fuel pressure sensor	F2	OE 46481638

	kW			DESCRIPTION	TYPE	
FIAT						
DUCATO Furgonato (244_)						
2.8 JTD Power	107	05/04 →	APS50	Intake pressure sensor	A3	OE 500351377; With integrated air temperature sensor
			SAC092	Camshaft sensor	B2	OE 112685
			SAG089	Crankshaft sensor	B3	OE 500343018
			APS132	Fuel pressure sensor	F2	OE 46481638
DUCATO Furgonato (250_ , 290_)						
100 Multijet 2,2 D	74	07/06 →	APS20	Intake pressure sensor	A3	OE 9660603480
			SAG002	Crankshaft sensor	B3	OE 9662221580
			SAG080	Crankshaft sensor	B3	OE 55206561
			SAA113	Oil pressure switches	F1	OE 9659173880
			APS135	Fuel pressure sensor	F2	OE 9664613880*
115 Multijet 2,0 D	85	06/11 →	APS25	Intake pressure sensor	A3	OE 55206797
			SAF001	Fuel water sensor	A4	OE 77363659
			SAG080	Crankshaft sensor	B3	OE 55206561
			SPS013	Exhaust gas pressure sensor	C2	OE 51855119
120 Multijet 2,3 D	88	07/06 →	SPA175	Coolant temperature sensor	E3	OE 55203964
			APS25	Intake pressure sensor	A3	OE 55206797
			ATS20	Intake pressure sensor	A3	OE 504088431
			SAC054	Camshaft sensor	B2	OE 504052598
			SAG110	Crankshaft sensor	B3	OE 504129943
			SPS013	Exhaust gas pressure sensor	C2	OE 51855119
			SPA103	Coolant temperature sensor	E3	OE 46462179
			APS49	Fuel pressure sensor	F2	OE 504247741
130 Multijet 2,3 D	96	06/11 →	APS135	Fuel pressure sensor	F2	OE 9664613880*
			APS25	Intake pressure sensor	A3	OE 55206797
			ATS20	Intake pressure sensor	A3	OE 504088431
			APS63	Intake pressure sensor	A3	OE 55194788
			SAC054	Camshaft sensor	B2	OE 504052598
			SAG110	Crankshaft sensor	B3	OE 504129943
			SPS013	Exhaust gas pressure sensor	C2	OE 51855119
			SPA103	Coolant temperature sensor	E3	OE 46462179
160 Multijet 3,0 D	116	07/06 →	APS49	Fuel pressure sensor	F2	OE 504247741
			APS135	Fuel pressure sensor	F2	OE 9664613880*
			APS25	Intake pressure sensor	A3	OE 55206797
			ATS20	Intake pressure sensor	A3	OE 504088431
			SAC092	Camshaft sensor	B2	OE 112685
	115	07/06 → 12/11	SAG110	Crankshaft sensor	B3	OE 504129943
			SPA103	Coolant temperature sensor	E3	OE 46462179
			APS49	Fuel pressure sensor	F2	OE 504247741
			SAC092	Camshaft sensor	B2	OE 112685
			SAG110	Crankshaft sensor	B3	OE 504129943
180 Multijet 2,3 D	130	12/15 →	SPS013	Exhaust gas pressure sensor	C2	OE 51855119
DUCATO Pianale piatto/Telaio (230_)						
1.9 D	51	03/94 → 04/02	SEN8K	Crankshaft sensor	B3	OE 7679221
1.9 TD	60	03/94 → 04/02	SEN8K	Crankshaft sensor	B3	OE 7679221
	66	04/98 → 04/02	SAG150	Crankshaft sensor	B3	OE 9606816880
			SPA102	Coolant temperature sensor	E3	OE 9601842680
			SAA118	Oil pressure switches	F1	OE 9631846480
1.9 TD CAT	59	08/94 → 04/02	SEN8K	Crankshaft sensor	B3	OE 7679221
2.5 TDI 4x4	85	06/98 → 04/02	SEN8E	Crankshaft sensor	B3	OE 05944390
			WTS05-1	Coolant temperature sensor	E3	OE 46477022
			SAA101	Oil pressure switches	F1	OE 46420838

	KW			DESCRIPTION	TYPE	
FIAT						
DUCATO Pianale piatto/Telaio (230_)						
2.8 D	64	02/98 → 04/02	PRT03/04	Intake pressure sensor	A3	OE 46531222
			CWM02/2	Crankshaft sensor	B3	OE 46538536
			WTS05-1	Coolant temperature sensor	E3	OE 46477022
			SAA101	Oil pressure switches	F1	OE 46420838
2.8 JTD	94	11/00 → 04/02	PRT03/04	Intake pressure sensor	A3	OE 46531222
			SEN8E	Crankshaft sensor	B3	OE 05944390
			SAG089	Crankshaft sensor	B3	OE 500343018
			CWM02/2	Crankshaft sensor	B3	OE 46538536
			SPA103	Coolant temperature sensor	E3	OE 46462179
			SAA101	Oil pressure switches	F1	OE 46420838
	94	03/01 → 04/02	APS132	Fuel pressure sensor	F2	OE 46481638
			PRT03/04	Intake pressure sensor	A3	OE 46531222
			SEN8E	Crankshaft sensor	B3	OE 05944390
			CWM02/2	Crankshaft sensor	B3	OE 46538536
2.8 TDI	90	12/98 → 04/02	SPA103	Coolant temperature sensor	E3	OE 46462179
			SAA101	Oil pressure switches	F1	OE 46420838
			APS132	Fuel pressure sensor	F2	OE 46481638
			PRT03/04	Intake pressure sensor	A3	OE 46531222
			SEN8E	Crankshaft sensor	B3	OE 05944390
			SAG071	Crankshaft sensor	B3	OE 7788905
			WTS05-1	Coolant temperature sensor	E3	OE 46477022
			SAA101	Oil pressure switches	F1	OE 46420838
DUCATO Pianale piatto/Telaio (244_)						
2.0 JTD	62	04/02 → 07/06	SAG157	Crankshaft sensor	B3	OE 9632400580
			SAA118	Oil pressure switches	F1	OE 9631846480
2.3 JTD	81	04/02 → 07/06	APS50	Intake pressure sensor	A3	OE 500351377; With integrated air temperature sensor
			SAC054	Camshaft sensor	B2	OE 504052598
			SAG058	Crankshaft sensor	B3	OE 500374763
			SPA103	Coolant temperature sensor	E3	OE 46462179
			APS134	Fuel pressure sensor	F2	OE 46812910
2.8 JTD	94	04/02 → 07/06	APS50	Intake pressure sensor	A3	OE 500351377; With integrated air temperature sensor
			SAC092	Camshaft sensor	B2	OE 112685
			SEN8E	Crankshaft sensor	B3	OE 05944390
			SAG089	Crankshaft sensor	B3	OE 500343018
			CWM02/2	Crankshaft sensor	B3	OE 46538536
			SPA103	Coolant temperature sensor	E3	OE 46462179
			SAA101	Oil pressure switches	F1	OE 46420838
2.8 JTD Power	107	05/04 → 07/06	APS132	Fuel pressure sensor	F2	OE 46481638
			APS50	Intake pressure sensor	A3	OE 500351377; With integrated air temperature sensor
			SAC092	Camshaft sensor	B2	OE 112685
			SAG089	Crankshaft sensor	B3	OE 500343018
DUCATO Pianale piatto/Telaio (250_, 290_)						
100 Multijet 2,2 D	74	07/06 →	APS20	Intake pressure sensor	A3	OE 9660603480
			SAG002	Crankshaft sensor	B3	OE 9662221580
			SAG080	Crankshaft sensor	B3	OE 55206561
			SAA113	Oil pressure switches	F1	OE 9659173880
			APS135	Fuel pressure sensor	F2	OE 9664613880*
115 Multijet 2,0 D	85	06/11 →	APS25	Intake pressure sensor	A3	OE 55206797
			SAF001	Fuel water sensor	A4	OE 77363659
			SAG080	Crankshaft sensor	B3	OE 55206561
			SPS013	Exhaust gas pressure sensor	C2	OE 51855119



kW







PARTS & SERVICES

DESCRIPTION

TYPE


FIAT
DUCATO Pianale piatto/Telaio (250_, 290_)

115 Multijet 2,0 D	85	06/11 →	SPA175	Coolant temperature sensor	E3	OE 55203964
120 Multijet 2,3 D	88	07/06 →	APS25	Intake pressure sensor	A3	OE 55206797
			ATS20	Intake pressure sensor	A3	OE 504088431
			SAC054	Camshaft sensor	B2	OE 504052598
			SAG110	Crankshaft sensor	B3	OE 504129943
			SPA103	Coolant temperature sensor	E3	OE 46462179
			APS49	Fuel pressure sensor	F2	OE 504247741
			APS135	Fuel pressure sensor	F2	OE 9664613880*
130 Multijet 2,3 D	96	07/06 →	APS25	Intake pressure sensor	A3	OE 55206797
			ATS20	Intake pressure sensor	A3	OE 504088431
			SAF001	Fuel water sensor	A4	OE 77363659
		03/14 →	SAC054	Camshaft sensor	B2	OE 504052598
			SAG110	Crankshaft sensor	B3	OE 504129943
		07/06 →	SPS013	Exhaust gas pressure sensor	C2	OE 51855119
			SPA103	Coolant temperature sensor	E3	OE 46462179
150 Multijet 2,3 D	109	06/11 →	APS63	Intake pressure sensor	A3	OE 55194788
			SAF001	Fuel water sensor	A4	OE 77363659
			SAC054	Camshaft sensor	B2	OE 504052598
			SAG110	Crankshaft sensor	B3	OE 504129943
	03/14 →	SPS013	Exhaust gas pressure sensor	C2	OE 51855119	
		SPA103	Coolant temperature sensor	E3	OE 46462179	
	06/11 →	APS49	Fuel pressure sensor	F2	OE 504247741	
110		12/15 →	SAC054	Camshaft sensor	B2	OE 504052598
			SAG110	Crankshaft sensor	B3	OE 504129943
	SPS013		Exhaust gas pressure sensor	C2	OE 51855119	
	SPA103		Coolant temperature sensor	E3	OE 46462179	
160 Multijet 3,0 D	116	07/06 →	APS25	Intake pressure sensor	A3	OE 55206797
			ATS20	Intake pressure sensor	A3	OE 504088431
			SAC092	Camshaft sensor	B2	OE 112685
			SAG110	Crankshaft sensor	B3	OE 504129943
			SPA103	Coolant temperature sensor	E3	OE 46462179
			APS49	Fuel pressure sensor	F2	OE 504247741
180 Multijet 2,3 D	130	12/15 →	SPS013	Exhaust gas pressure sensor	C2	OE 51855119
180 Multijet 3,0 D	130	06/11 →	APS63	Intake pressure sensor	A3	OE 55194788
			SAF001	Fuel water sensor	A4	OE 77363659
			SAC092	Camshaft sensor	B2	OE 112685
			SAG110	Crankshaft sensor	B3	OE 504129943
			SPS013	Exhaust gas pressure sensor	C2	OE 51855119
			SPA103	Coolant temperature sensor	E3	OE 46462179
DUNA (146_)						
1.7 DS	44	01/87 → 12/91	SPA052	Coolant temperature sensor	E3	OE 7591297
DUNA Weekend (146_)						
1.7 DS	44	01/87 → 12/91	SPA052	Coolant temperature sensor	E3	OE 7591297
ELBA CSL (146_)						
1.5	55	01/92 → 12/96	SEN8D	Crankshaft sensor	B3	OE 4460206
1.6	69	01/94 → 12/96	ATS11	Air temperature sensor	A1	OE 7686599
FIORINO Cassone / Furgonato / Promiscuo (225_)						
1.3 D Multijet (225BXD1A, 225BxB1A, 225BxB11)	55	11/07 →	ATS20	Intake pressure sensor	A3	OE 504088431
			APS23	Intake pressure sensor	A3	OE 46811235
			APS63	Intake pressure sensor	A3	OE 55194788
			SAF001	Fuel water sensor	A4	OE 77363659

	KW			DESCRIPTION	TYPE	
FIAT						
FIORINO Cassone / Furgonato / Promiscuo (225_)						
1.3 D Multijet (225BXD1A, 225BXB1A, 225BXB11)	55	11/07 →	SAC068	Camshaft sensor	B2	OE 46798364; Assembly depth [mm]: 28
			SAC077	Camshaft sensor	B2	Assembly depth [mm]: 28,5
			SAC093	Camshaft sensor	B2	OE 46798365; Assembly depth [mm]: 28
			SPS009	Exhaust gas pressure sensor	C2	OE 51792301
			SPS013	Exhaust gas pressure sensor	C2	OE 51855119
			SPA177	Coolant temperature sensor	E3	OE 46554621
			SAA101	Oil pressure switches	F1	OE 46420838
1.3 D Multijet (225BXE1A)	70	07/09 →	APS49	Fuel pressure sensor	F2	OE 504247741
			APS63	Intake pressure sensor	A3	OE 55194788
			SAF001	Fuel water sensor	A4	OE 77363659
			SAC068	Camshaft sensor	B2	OE 46798364
			SAC093	Camshaft sensor	B2	OE 46798365
			SPS009	Exhaust gas pressure sensor	C2	OE 51792301
			SPS013	Exhaust gas pressure sensor	C2	OE 51855119
1.3 D Multijet (225CXG1A)	59	03/15 →	SAG025	Crankshaft sensor	B3	OE 73502752
			SPS013	Exhaust gas pressure sensor	C2	OE 51855119
1.4 (225BXA1A, 225BXF1A)	54	11/07 →	APS77	Intake pressure sensor	A3	OE 9639381480
			SAG164	Crankshaft sensor	B3	OE 9637465980
			SPA107	Coolant temperature sensor	E3	OE 9628454680
1.4 Natural Power (225BXC1A, 225AXC1A)	57	06/08 →	SAA118	Oil pressure switches	F1	OE 9631846480
			KITLDF6T	Intake pressure sensor	A3	OE 46533518
			SAC095	Camshaft sensor	B2	OE 46798368
			SPA156	Coolant temperature sensor	E3	OE 55190791
FIORINO Furgonato (146_)						
60 1.7 D	44	05/88 → 05/00	SPA052	Coolant temperature sensor	E3	OE 7591297
	42	05/88 → 10/96	SPA052	Coolant temperature sensor	E3	OE 7591297
70 i.e. 1.4	49	05/94 → 05/01	SEN8M	Crankshaft sensor	B3	OE 7564592
		06/95 → 05/01	SAG048	Crankshaft sensor	B3	OE 46411427
75 i.e. 1.5	55	05/88 → 12/93	SEN8D	Crankshaft sensor	B3	OE 4460206
75 i.e. 1.6	55	10/93 → 05/01	SEN8M	Crankshaft sensor	B3	OE 7564592
		06/95 → 05/01	SAG048	Crankshaft sensor	B3	OE 46411427
FIORINO Pick up (146_)						
1.4	49	06/95 → 05/01	SAG048	Crankshaft sensor	B3	OE 46411427
1.5 iE	55	01/88 → 10/92	SEN8D	Crankshaft sensor	B3	OE 4460206
1.6	55	01/94 → 05/01	SEN8M	Crankshaft sensor	B3	OE 7564592
		06/95 → 05/01	SAG048	Crankshaft sensor	B3	OE 46411427
1.7 D	44	05/88 → 10/99	SPA052	Coolant temperature sensor	E3	OE 7591297
	42	10/93 → 10/99	SPA052	Coolant temperature sensor	E3	OE 7591297
FREEMONT (345_)						
2.0 JTD	103	08/11 →	SAG080	Crankshaft sensor	B3	OE 55206561
			STS0193	Exhaust gas temperature sensor	C1	Cable length: 218
			SPS013	Exhaust gas pressure sensor	C2	OE 51855119
	125	08/11 →	SPA175	Coolant temperature sensor	E3	OE 55203964
			SAG080	Crankshaft sensor	B3	OE 55206561
			STS0193	Exhaust gas temperature sensor	C1	Cable length: 218
			SPS013	Exhaust gas pressure sensor	C2	OE 51855119
			SPA175	Coolant temperature sensor	E3	OE 55203964
GRANDE PUNTO (199_)						
1.2	51	09/10 →	KITLDF6T	Intake pressure sensor	A3	OE 46533518
			SAC095	Camshaft sensor	B2	OE 46798368
		09/10 → 12/11	MWSS014	ABS sensor	D1	OE 46784471; Position: front axle left and right



kW



DESCRIPTION

TYPE


FIAT
GRANDE PUNTO (199_)

1.2	51	09/10 → 12/11	MWSS018	ABS sensor	D1	OE 55701387; Position: rear axle left and right
	48	10/05 →	KITLDF6T	Intake pressure sensor	A3	OE 46533518
			SAC095	Camshaft sensor	B2	OE 46798368
			SAC102	Camshaft sensor	B2	OE 55190509
			CVM03/1	Crankshaft sensor	B3	OE 55187380
			MWSS014	ABS sensor	D1	OE 46784471; Position: front axle left and right
			MWSS018	ABS sensor	D1	OE 55701387; Position: rear axle left and right
			SPA156	Coolant temperature sensor	E3	OE 55190791
SAA101	Oil pressure switches	F1	OE 46420838			
1.3 D Multijet	51	07/08 →	APS23	Intake pressure sensor	A3	OE 46811235
			SAF001	Fuel water sensor	A4	OE 77363659
			SAC068	Camshaft sensor	B2	OE 46798364
			SAC093	Camshaft sensor	B2	OE 46798365
			SPS001	Exhaust gas pressure sensor	C2	OE 55198717; Replaced by SPS009
			SPS009	Exhaust gas pressure sensor	C2	OE 51792301
			SPS013	Exhaust gas pressure sensor	C2	OE 51855119
	07/08 → 12/11	MWSS014	ABS sensor	D1	OE 46784471; Position: front axle left and right	
		MWSS018	ABS sensor	D1	OE 55701387; Position: rear axle left and right	
	07/08 →	APS49	Fuel pressure sensor	F2	OE 504247741	
	62	04/10 →	SAF001	Fuel water sensor	A4	OE 77363659
			SAC068	Camshaft sensor	B2	OE 46798364
			SAC093	Camshaft sensor	B2	OE 46798365
			SAG025	Crankshaft sensor	B3	OE 73502752
			STS0219	Exhaust gas temperature sensor	C1	OE 55204765; Position: for catalytic converter; Cable length: 705
			SPS009	Exhaust gas pressure sensor	C2	OE 51792301
			SPS013	Exhaust gas pressure sensor	C2	OE 51855119
	04/10 → 12/11	MWSS014	ABS sensor	D1	OE 46784471; Position: front axle left and right	
	04/10 → 12/11	MWSS018	ABS sensor	D1	OE 55701387; Position: rear axle left and right	
	04/10 →	SPA146	Coolant temperature sensor	E3	OE 55206393	
	55	10/05 →	APS23	Intake pressure sensor	A3	OE 46811235
			SAF001	Fuel water sensor	A4	OE 77363659
			SAC068	Camshaft sensor	B2	OE 46798364
			SAC093	Camshaft sensor	B2	OE 46798365
SAG025			Crankshaft sensor	B3	OE 73502752	
STS0219			Exhaust gas temperature sensor	C1	OE 55204765; Cable length: 705	
SPS001			Exhaust gas pressure sensor	C2	OE 55198717; Replaced by SPS009	
SPS009			Exhaust gas pressure sensor	C2	OE 51792301	
SPS013			Exhaust gas pressure sensor	C2	OE 51855119	
MWSS014			ABS sensor	D1	OE 46784471; Position: front axle left and right	
MWSS018			ABS sensor	D1	OE 55701387; Position: rear axle left and right	
SPA146			Coolant temperature sensor	E3	OE 55206393	
SPA177			Coolant temperature sensor	E3	OE 46554621	
SAA101			Oil pressure switches	F1	OE 46420838	
APS49	Fuel pressure sensor	F2	OE 504247741			

	KW			DESCRIPTION	TYPE	
FIAT						
GRANDE PUNTO (199_)						
1.3 D Multijet	66	10/05 →	APS25	Intake pressure sensor	A3	OE 55206797
			ATS20	Intake pressure sensor	A3	OE 504088431
			SAC068	Camshaft sensor	B2	OE 46798364
			SAC093	Camshaft sensor	B2	OE 46798365
			SAG025	Crankshaft sensor	B3	OE 73502752
			STS0219	Exhaust gas temperature sensor	C1	OE 55204765; Position: for catalytic converter; Cable length: 705
			SPS001	Exhaust gas pressure sensor	C2	OE 55198717; Replaced by SPS009
			SPS009	Exhaust gas pressure sensor	C2	OE 51792301
			SPS013	Exhaust gas pressure sensor	C2	OE 51855119
			MWSS014	ABS sensor	D1	OE 46784471; Position: front axle left and right
			MWSS018	ABS sensor	D1	OE 55701387; Position: rear axle left and right
			SPA146	Coolant temperature sensor	E3	OE 55206393
			SPA177	Coolant temperature sensor	E3	OE 46554621
			SA A101	Oil pressure switches	F1	OE 46420838
1.4 (199.AXB11, 199.AXB1A)	57	06/05 → 12/15	APS55	Intake pressure sensor	A3	OE 46769979
			KITLDF6T	Intake pressure sensor	A3	OE 46533518
			SAC095	Camshaft sensor	B2	OE 46798368
			SAC102	Camshaft sensor	B2	OE 55190509
			CVM03/1	Crankshaft sensor	B3	OE 55187380
			MWSS014	ABS sensor	D1	OE 46784471; Position: front axle left and right
			MWSS018	ABS sensor	D1	OE 55701387; Position: rear axle left and right
			SPA156	Coolant temperature sensor	E3	OE 55190791
SA A101	Oil pressure switches	F1	OE 46420838			
1.4 (199.AXB1A)	55	10/05 → 07/07	APS55	Intake pressure sensor	A3	OE 46769979
			KITLDF6T	Intake pressure sensor	A3	OE 46533518
			SAC095	Camshaft sensor	B2	OE 46798368
			MWSS014	ABS sensor	D1	OE 46784471; Position: front axle left and right
			MWSS018	ABS sensor	D1	OE 55701387; Position: rear axle left and right
			SPA156	Coolant temperature sensor	E3	OE 55190791
1.4 16V	70	10/05 →	APS55	Intake pressure sensor	A3	OE 46769979
			APS110	Intake pressure sensor	A3	OE 100496101
			KITLDF6T	Intake pressure sensor	A3	OE 46533518
			SAD026	Knock sensor	B1	OE 46552951
			SAC095	Camshaft sensor	B2	OE 46798368
		03/06 → 12/09	SAG189	Crankshaft sensor	B3	OE 46815160
			MWSS014	ABS sensor	D1	OE 46784471; Position: front axle left and right
		03/06 →	MWSS018	ABS sensor	D1	OE 55701387; Position: rear axle left and right
			MWSS099	ABS sensor	D1	OE 52012826; Position: rear axle left and right
		10/05 →	SPA156	Coolant temperature sensor	E3	OE 55190791
SA A101	Oil pressure switches		F1	OE 46420838		
1.4 LPG	57	12/08 →	APS55	Intake pressure sensor	A3	OE 46769979
			KITLDF6T	Intake pressure sensor	A3	OE 46533518
			SAC095	Camshaft sensor	B2	OE 46798368

	kw			DESCRIPTION	TYPE	
FIAT						
GRANDE PUNTO (199_)						
1.4 LPG	57	12/08 → 12/11	MWSS014	ABS sensor	D1	OE 46784471; Position: front axle left and right
			MWSS018	ABS sensor	D1	OE 55701387; Position: rear axle left and right
		12/08 →	SPA156	Coolant temperature sensor	E3	OE 55190791
1.4 Natural Power	57	07/08 →	APS55	Intake pressure sensor	A3	OE 46769979
			KITLDF6T	Intake pressure sensor	A3	OE 46533518
			SAC095	Camshaft sensor	B2	OE 46798368
		09/08 → 12/11	MWSS014	ABS sensor	D1	OE 46784471; Position: front axle left and right
			MWSS018	ABS sensor	D1	OE 55701387; Position: rear axle left and right
			MWSS099	ABS sensor	D1	OE 52012826; Position: rear axle left and right
07/08 →	SPA156	Coolant temperature sensor	E3	OE 55190791		
1.4 T-Jet	88	09/07 →	APS23	Intake pressure sensor	A3	OE 46811235
		09/07 → 12/09	APS94	Intake pressure sensor	A3	OE 55238125
		09/07 →	APS110	Intake pressure sensor	A3	OE 100496101
			SAD026	Knock sensor	B1	OE 46552951
			SAC095	Camshaft sensor	B2	OE 46798368
		09/07 → 12/09	SAG189	Crankshaft sensor	B3	OE 46815160
		09/07 →	MWSS014	ABS sensor	D1	OE 46784471; Position: front axle left and right
		09/07 → 12/09	MWSS018	ABS sensor	D1	OE 55701387; Position: rear axle left and right
		09/07 →	MWSS099	ABS sensor	D1	OE 52012826; Position: rear axle left and right
			SPA156	Coolant temperature sensor	E3	OE 55190791
SAA101	Oil pressure switches		F1	OE 46420838		
1.9 D Multijet	88	10/05 →	ATS20	Intake pressure sensor	A3	OE 504088431
			SAF001	Fuel water sensor	A4	OE 77363659
			SAC088	Camshaft sensor	B2	OE 46432103
			STS0233	Exhaust gas temperature sensor	C1	OE 55199672; Position: before soot particulate filter; Cable length: 428
			SPS001	Exhaust gas pressure sensor	C2	OE 55198717; Replaced by SPS009
			SPS009	Exhaust gas pressure sensor	C2	OE 51792301
			MWSS014	ABS sensor	D1	OE 46784471; Position: front axle left and right
			MWSS099	ABS sensor	D1	OE 52012826; Position: rear axle left and right
			SPA177	Coolant temperature sensor	E3	OE 46554621
	96	10/05 →	SAA101	Oil pressure switches	F1	OE 46420838
			APS49	Fuel pressure sensor	F2	OE 504247741
			APS134	Fuel pressure sensor	F2	OE 46812910
			ATS20	Intake pressure sensor	A3	OE 504088431
			SAF001	Fuel water sensor	A4	OE 77363659
			SAC088	Camshaft sensor	B2	OE 46432103
			STS0233	Exhaust gas temperature sensor	C1	OE 55199672; Position: before soot particulate filter; Cable length: 428
			SPS001	Exhaust gas pressure sensor	C2	OE 55198717; Replaced by SPS009
			SPS009	Exhaust gas pressure sensor	C2	OE 51792301
MWSS014	ABS sensor	D1	OE 46784471; Position: front axle left and right			
MWSS099	ABS sensor	D1	OE 52012826; Position: rear axle left and right			

	KW			DESCRIPTION	TYPE	
FIAT						
GRANDE PUNTO (199_)						
1.9 D Multijet	96	10/05 →	SPA177	Coolant temperature sensor	E3	OE 46554621
			SAA101	Oil pressure switches	F1	OE 46420838
			APS49	Fuel pressure sensor	F2	OE 504247741
			APS134	Fuel pressure sensor	F2	OE 46812910
IDEA (350_)						
1.2 16V	59	01/04 →	KITLDF6T	Intake pressure sensor	A3	OE 46533518
			SAD026	Knock sensor	B1	OE 46552951
			SAC095	Camshaft sensor	B2	OE 46798368
		01/04 → 12/12	SAG189	Crankshaft sensor	B3	OE 46815160
		01/04 →	SPA177	Coolant temperature sensor	E3	OE 46554621
			SAA101	Oil pressure switches	F1	OE 46420838
1.3 D Multijet	51	01/04 →	KITPF2C	Throttle position sensors	A2	OE 7076359
			APS23	Intake pressure sensor	A3	OE 46811235
			SAC068	Camshaft sensor	B2	OE 46798364
			SAC093	Camshaft sensor	B2	OE 46798365
			SAG025	Crankshaft sensor	B3	OE 73502752
			SPS009	Exhaust gas pressure sensor	C2	OE 51792301
			SPS013	Exhaust gas pressure sensor	C2	OE 51855119
			SPA177	Coolant temperature sensor	E3	OE 46554621
			SAA101	Oil pressure switches	F1	OE 46420838
			APS49	Fuel pressure sensor	F2	OE 504247741
	66	10/05 →	KITPF2C	Throttle position sensors	A2	OE 7076359
			APS25	Intake pressure sensor	A3	OE 55206797
			ATS20	Intake pressure sensor	A3	OE 504088431
			SAF001	Fuel water sensor	A4	OE 77363659
			SAC068	Camshaft sensor	B2	OE 46798364
			SAC093	Camshaft sensor	B2	OE 46798365
			SAG025	Crankshaft sensor	B3	OE 73502752
			SPS001	Exhaust gas pressure sensor	C2	OE 55198717; Replaced by SPS009
			SPS009	Exhaust gas pressure sensor	C2	OE 51792301
			SPS013	Exhaust gas pressure sensor	C2	OE 51855119
1.4	57	10/05 →	APS55	Intake pressure sensor	A3	OE 46769979
			KITLDF6T	Intake pressure sensor	A3	OE 46533518
			SAC095	Camshaft sensor	B2	OE 46798368
			CVM03/1	Crankshaft sensor	B3	OE 55187380
			SPA156	Coolant temperature sensor	E3	OE 55190791
			SPA177	Coolant temperature sensor	E3	OE 46554621
			SAA101	Oil pressure switches	F1	OE 46420838
1.4 16V	70	01/04 →	KITLDF6T	Intake pressure sensor	A3	OE 46533518
			SAD026	Knock sensor	B1	OE 46552951
			SAC095	Camshaft sensor	B2	OE 46798368
			SAC102	Camshaft sensor	B2	OE 55190509
			SAG189	Crankshaft sensor	B3	OE 46815160
			SAG284	Crankshaft sensor	B3	OE 55224031
			SPA156	Coolant temperature sensor	E3	OE 55190791
			SPA177	Coolant temperature sensor	E3	OE 46554621
			SAA101	Oil pressure switches	F1	OE 46420838
1.4 LPG	57	03/09 →	APS55	Intake pressure sensor	A3	OE 46769979
			KITLDF6T	Intake pressure sensor	A3	OE 46533518
			SAC095	Camshaft sensor	B2	OE 46798368
1.9 JTD	74	01/04 →	ATS20	Intake pressure sensor	A3	OE 504088431
			SAC088	Camshaft sensor	B2	OE 46432103

	kW			DESCRIPTION	TYPE	
FIAT						
IDEA (350_)						
1.9 JTD	74	01/04 →	SPA177	Coolant temperature sensor	E3	OE 46554621
			SAA101	Oil pressure switches	F1	OE 46420838
			APS49	Fuel pressure sensor	F2	OE 504247741
MAREA (185_)						
1.4 80 12V	59	09/96 → 02/99	SAG121	Crankshaft sensor	B3	OE 7766251
1.6 100 16V	76	09/96 → 05/02	SZA104	Coolant temperature sensor	E3	OE 46414596
1.6 100 16V Bipower	76	04/99 → 05/02	SZA104	Coolant temperature sensor	E3	OE 46414596
1.6 SX	72	09/00 → 08/02	SZA104	Coolant temperature sensor	E3	OE 46414596
1.8 115 16V	83	09/96 → 05/02	SAG012	Crankshaft sensor	B3	OE 46432909
1.9 TD 100 (185AX_)	74	05/96 → 02/99	SAG121	Crankshaft sensor	B3	OE 7766251
1.9 TD 75	55	09/96 → 05/02	SAG121	Crankshaft sensor	B3	OE 7766251
2.0 150 20V	108	09/96 → 04/99	SAD009	Knock sensor	B1	OE 60592752
			SAG121	Crankshaft sensor	B3	OE 7766251
	110	01/01 → 05/02	SAD003	Knock sensor	B1	OE 46525288
			SAC024	Camshaft sensor	B2	OE 46520138
			SAG122	Crankshaft sensor	B3	OE 195321101900
2.0 155 20V	113	04/99 → 01/01	SAD003	Knock sensor	B1	OE 46525288
			SAC024	Camshaft sensor	B2	OE 46520138
			SAG122	Crankshaft sensor	B3	OE 195321101900
2.4 TD 125	91	09/96 → 04/99	SAG043	Crankshaft sensor	B3	OE 7790917
			SAG121	Crankshaft sensor	B3	OE 7766251
MAREA Weekend (185_)						
1.4 80 12V	59	09/96 → 02/99	SAG121	Crankshaft sensor	B3	OE 7766251
1.6 100 16V	76	09/96 → 05/02	SZA104	Coolant temperature sensor	E3	OE 46414596
1.8 115 16V	83	09/96 → 05/02	SAG012	Crankshaft sensor	B3	OE 46432909
1.9 JTD 105 (185BXN1A)	77	12/98 → 12/02	APS31	Intake pressure sensor	A3	OE 46468682
			SAC088	Camshaft sensor	B2	OE 46432103
			SPA103	Coolant temperature sensor	E3	OE 46462179
			SPA104	Coolant temperature sensor	E3	OE 195321101000
			SAA101	Oil pressure switches	F1	OE 46420838
			APS132	Fuel pressure sensor	F2	OE 46481638
1.9 JTD 110 (185BXT1A)	81	09/00 → 08/02	APS31	Intake pressure sensor	A3	OE 46468682
			APS23	Intake pressure sensor	A3	OE 46811235
			SAC088	Camshaft sensor	B2	OE 46432103
			SAG214	Crankshaft sensor	B3	OE 46806128
			SPA104	Coolant temperature sensor	E3	OE 195321101000
			SZA105	Coolant temperature sensor	E3	OE 46753479
			SAA101	Oil pressure switches	F1	OE 46420838
			APS132	Fuel pressure sensor	F2	OE 46481638
1.9 TD 100 (185BX_)	74	09/96 → 02/99	SAG121	Crankshaft sensor	B3	OE 7766251
1.9 TD 75	55	09/96 → 05/02	SAG121	Crankshaft sensor	B3	OE 7766251
2.0 150 20V	108	09/96 → 04/99	SAD009	Knock sensor	B1	OE 60592752
			SAG121	Crankshaft sensor	B3	OE 7766251
	110	01/01 → 05/02	SAD003	Knock sensor	B1	OE 46525288
			SAC024	Camshaft sensor	B2	OE 46520138
			SAG122	Crankshaft sensor	B3	OE 195321101900
2.0 155 20V	113	04/99 → 02/03	SAD003	Knock sensor	B1	OE 46525288
			SAC024	Camshaft sensor	B2	OE 46520138
			SAG122	Crankshaft sensor	B3	OE 195321101900
2.4 TD 125	91	09/96 → 04/99	SAG043	Crankshaft sensor	B3	OE 7790917
			SAG121	Crankshaft sensor	B3	OE 7766251
MULTIPLA (186_)						
1.6 100 16V (186AXA1A)	76	04/99 → 06/10	KITTPRT05/2	Intake pressure sensor	A3	OE 46451792
			CWM02/1	Crankshaft sensor	B3	OE 46442091
			SPA178	Coolant temperature sensor	E3	OE 46520384

	KW			DESCRIPTION	TYPE	
FIAT						
MULTIPLA (186_)						
1.6 100 16V (186AXA1A)	76	04/99 → 06/10	SZA105	Coolant temperature sensor	E3	OE 46753479
			SAA101	Oil pressure switches	F1	OE 46420838
1.6 16V (186AGB1A)	70	04/02 → 06/10	KITTPRT05/2	Intake pressure sensor	A3	OE 46451792
			SZA105	Coolant temperature sensor	E3	OE 46753479
			SAA101	Oil pressure switches	F1	OE 46420838
1.6 16V Bipower (186AMB1A)	76	04/99 → 06/10	KITTPRT05/2	Intake pressure sensor	A3	OE 46451792
			CWM02/1	Crankshaft sensor	B3	OE 46442091
			SPA178	Coolant temperature sensor	E3	OE 46520384
			SAA101	Oil pressure switches	F1	OE 46420838
1.6 16V Bipower (186AXC1A)	76	10/01 → 06/10	KITTPRT05/2	Intake pressure sensor	A3	OE 46451792
			CWM02/1	Crankshaft sensor	B3	OE 46442091
			SPA178	Coolant temperature sensor	E3	OE 46520384
			SZA105	Coolant temperature sensor	E3	OE 46753479
			SAA101	Oil pressure switches	F1	OE 46420838
1.6 16V Blupower (186AMA1A)	70	04/99 → 06/10	KITTPRT05/2	Intake pressure sensor	A3	OE 46451792
			CWM02/1	Crankshaft sensor	B3	OE 46442091
			SPA178	Coolant temperature sensor	E3	OE 46520384
			SZA105	Coolant temperature sensor	E3	OE 46753479
			SAA101	Oil pressure switches	F1	OE 46420838
1.9 JTD (186AXE1A)	88	04/02 → 06/10	ATS20	Intake pressure sensor	A3	OE 504088431
			SAC088	Camshaft sensor	B2	OE 46432103
			STS0211	Exhaust gas temperature sensor	C1	OE 55199053; Position: before soot particulate filter; Cable length: 675
			STS0225	Exhaust gas temperature sensor	C1	OE 55197011; Position: particulate filter; Cable length: 1130
			SPS009	Exhaust gas pressure sensor	C2	OE 51792301
			SZA105	Coolant temperature sensor	E3	OE 46753479
			SAA101	Oil pressure switches	F1	OE 46420838
			APS49	Fuel pressure sensor	F2	OE 504247741
1.9 JTD 105 (186AXB1A)	77	04/99 → 06/10	APS23	Intake pressure sensor	A3	OE 46811235
			SAC088	Camshaft sensor	B2	OE 46432103
			SPA101	Coolant temperature sensor	E3	OE 4067872
			SPA103	Coolant temperature sensor	E3	OE 46462179
			SAA101	Oil pressure switches	F1	OE 46420838
			APS132	Fuel pressure sensor	F2	OE 46481638
1.9 JTD 110	81	03/01 → 07/02	APS31	Intake pressure sensor	A3	OE 46468682
			APS23	Intake pressure sensor	A3	OE 46811235
			SAC088	Camshaft sensor	B2	OE 46432103
			SAG214	Crankshaft sensor	B3	OE 46806128
			SPA178	Coolant temperature sensor	E3	OE 46520384
			SZA105	Coolant temperature sensor	E3	OE 46753479
			SAA101	Oil pressure switches	F1	OE 46420838
			APS132	Fuel pressure sensor	F2	OE 46481638
1.9 JTD 115	85	07/02 → 06/10	ATS20	Intake pressure sensor	A3	OE 504088431
			APS23	Intake pressure sensor	A3	OE 46811235
			SAC077	Camshaft sensor	B2	Without cable
			SAC088	Camshaft sensor	B2	OE 46432103; Cable length: 730
			SAG214	Crankshaft sensor	B3	OE 46806128
			STS0211	Exhaust gas temperature sensor	C1	OE 55199053; Position: before soot particulate filter; Cable length: 675
			STS0225	Exhaust gas temperature sensor	C1	OE 55197011; Position: particulate filter; Cable length: 1130
			SPS009	Exhaust gas pressure sensor	C2	OE 51792301
			SPA178	Coolant temperature sensor	E3	OE 46520384
			SZA105	Coolant temperature sensor	E3	OE 46753479

	kW			DESCRIPTION	TYPE	
FIAT						
MULTIPLA (186_)						
1.9 JTD 115	85	07/02 → 06/10	SAA101	Oil pressure switches	F1	OE 46420838
			APS49	Fuel pressure sensor	F2	OE 504247741; Position: high pressure side; Pressure [bar] up to: 1800
			APS132	Fuel pressure sensor	F2	OE 46481638; Position: high pressure side
			APS136	Fuel pressure sensor	F2	Pressure [bar] up to: 1500
PALIO (178_)						
1.4	51	03/00 → 09/01	SAG067	Crankshaft sensor	B3	OE 7766252
1.4 Cat	51	04/96 → 08/01	SAG067	Crankshaft sensor	B3	OE 7766252
1.6 16V	74	04/96 → 10/02	SZA104	Coolant temperature sensor	E3	OE 46414596
PALIO Weekend (178_)						
1.6 16V	68	07/97 → 10/03	SAG067	Crankshaft sensor	B3	OE 7766252
			SZA104	Coolant temperature sensor	E3	OE 46414596
1.6 16V (178DXD1A)	74	06/96 → 02/01	SZA104	Coolant temperature sensor	E3	OE 46414596
PANDA (141_)						
1000 4x4	33	07/90 → 12/94	SAG290	Crankshaft sensor	B3	OE 46406454
1000 i.e. Cat	33	07/90 → 08/98	SAG290	Crankshaft sensor	B3	OE 46406454
		10/87 → 08/98	SZA103	Coolant temperature sensor	E3	OE 46477022
1100	37	09/92 → 12/99	SAG290	Crankshaft sensor	B3	OE 46406454
		05/91 → 12/99	SZA103	Coolant temperature sensor	E3	OE 46477022
	40	02/95 → 09/03	SAG290	Crankshaft sensor	B3	OE 46406454
		02/95 → 08/00	SZA103	Coolant temperature sensor	E3	OE 46477022
1100 4x4	40	02/95 → 09/03	SAG290	Crankshaft sensor	B3	OE 46406454
		02/95 → 07/04	SZA103	Coolant temperature sensor	E3	OE 46477022
1100 Trekking 4x4	37	10/91 → 07/04	SAG290	Crankshaft sensor	B3	OE 46406454
			SZA103	Coolant temperature sensor	E3	OE 46477022
650	22	01/82 → 07/04	SAA107	Oil pressure switches	F1	OE 4151243
			SAA107	Oil pressure switches	F1	OE 4151243
750 (141AI)	25	01/86 → 01/95	SAA107	Oil pressure switches	F1	OE 4151243
800	25	02/81 → 12/85	SAA107	Oil pressure switches	F1	OE 4151243
900	33	10/80 → 06/94	SAA107	Oil pressure switches	F1	OE 4151243
			SEN8D3	Crankshaft sensor	B3	OE 07589729
	29	04/92 → 12/96	SZA103	Coolant temperature sensor	E3	OE 46477022
950	35	09/82 → 08/83	SAA107	Oil pressure switches	F1	OE 4151243
950 4x4	35	09/83 → 12/86	SAA107	Oil pressure switches	F1	OE 4151243
PANDA (312_, 319_)						
0.9 (312PXG1A)	63	02/12 →	KITLDF6T	Intake pressure sensor	A3	OE 46533518
			SAD026	Knock sensor	B1	OE 46552951
			SAC095	Camshaft sensor	B2	OE 46798368
			MWSS107	ABS sensor	D1	OE 51846660; Position: front axle left and right
			MWSS108	ABS sensor	D1	OE 51890528; Position: rear axle left and right
			SPA156	Coolant temperature sensor	E3	OE 55190791
0.9 Natural Power (312PXG1A)	63	07/12 →	KITLDF6T	Intake pressure sensor	A3	OE 46533518
			SAD026	Knock sensor	B1	OE 46552951
			SAC095	Camshaft sensor	B2	OE 46798368
			MWSS107	ABS sensor	D1	OE 51846660; Position: front axle left and right
			MWSS108	ABS sensor	D1	OE 51890528; Position: rear axle left and right
			SPA156	Coolant temperature sensor	E3	OE 55190791






	KW			DESCRIPTION	TYPE	
FIAT						
PANDA (312_, 319_)						
1.2 (312PXA1A)	51	02/12 →	KITLDF6T	Intake pressure sensor	A3	OE 46533518
			SAC095	Camshaft sensor	B2	OE 46798368
			MWSS107	ABS sensor	D1	OE 51846660; Position: front axle left and right
			MWSS108	ABS sensor	D1	OE 51890528; Position: rear axle left and right
			SPA156	Coolant temperature sensor	E3	OE 55190791
1.2 LPG (312PXA1A)	51	06/12 →	KITLDF6T	Intake pressure sensor	A3	OE 46533518
			SAC095	Camshaft sensor	B2	OE 46798368
			MWSS107	ABS sensor	D1	OE 51846660; Position: front axle left and right
			MWSS108	ABS sensor	D1	OE 51890528; Position: rear axle left and right
			SPA156	Coolant temperature sensor	E3	OE 55190791
1.3 D Multijet (312PXL1A)	55	02/12 →	SAC068	Camshaft sensor	B2	OE 46798364
			SAC093	Camshaft sensor	B2	OE 46798365
			SPS013	Exhaust gas pressure sensor	C2	OE 51855119
			MWSS107	ABS sensor	D1	OE 51846660; Position: front axle left and right
			MWSS108	ABS sensor	D1	OE 51890528; Position: rear axle left and right
1.3 D Multijet (312PXU1A, 312PWX1A)	70	04/15 →	SPA146	Coolant temperature sensor	E3	OE 55206393
			SAG025	Crankshaft sensor	B3	OE 73502752
			SPS013	Exhaust gas pressure sensor	C2	OE 51855119
			MWSS107	ABS sensor	D1	OE 51846660; Position: front axle left and right
			MWSS108	ABS sensor	D1	OE 51890528; Position: rear axle left and right
1.3 D Multijet 4x4 (312PXL1A)	55	06/12 →	SAC068	Camshaft sensor	B2	OE 46798364
			SAC093	Camshaft sensor	B2	OE 46798365
			SPS013	Exhaust gas pressure sensor	C2	OE 51855119
			SPA146	Coolant temperature sensor	E3	OE 55206393
PANDA / PANDA CLASSIC (169_)						
1.1	40	09/03 →	KITPF2C	Throttle position sensors	A2	OE 7076359
			KITLDF6T	Intake pressure sensor	A3	OE 46533518
			SAC092	Camshaft sensor	B2	OE 112685
			SAC095	Camshaft sensor	B2	OE 46798368
			SAG188	Crankshaft sensor	B3	OE 46466696
			CWM02/5	Crankshaft sensor	B3	OE 46778331
			CWM02/6	Crankshaft sensor	B3	OE 46417650
			CVM03/1	Crankshaft sensor	B3	OE 55187380
		09/03 → 12/11	MWSS004	ABS sensor	D1	OE 51718056; Position: front axle left and right
		09/03 → 12/09	MWSS005	ABS sensor	D1	OE 51713211; Position: rear axle left and right
		01/09 → 12/11	MWSS133	ABS sensor	D1	OE 51753528; Position: rear axle left and right
		09/03 →	816001633701	Coolant temperature sensor	E3	OE 46824133
			SAA101	Oil pressure switches	F1	OE 46420838
1.2	44	09/03 →	KITLDF6T	Intake pressure sensor	A3	OE 46533518
			SAC092	Camshaft sensor	B2	OE 112685
			SAC095	Camshaft sensor	B2	OE 46798368
			SAG188	Crankshaft sensor	B3	OE 46466696
			CVM03/1	Crankshaft sensor	B3	OE 55187380

	kW			DESCRIPTION	TYPE	
FIAT						
PANDA / PANDA CLASSIC (169_)						
1.2	44	09/03 → 12/11	MWSS004	ABS sensor	D1	OE 51718056; Position: front axle left and right
		09/03 → 12/09	MWSS005	ABS sensor	D1	OE 51713211; Position: rear axle left and right
		01/09 → 12/11	MWSS133	ABS sensor	D1	OE 51753528; Position: rear axle left and right
		09/03 →	816001633701	Coolant temperature sensor	E3	OE 46824133
			SAA101	Oil pressure switches	F1	OE 46420838
1.2 (169AXF2A, 169AXF1A)	51	03/10 → 08/13	KITLDF6T	Intake pressure sensor	A3	OE 46533518
			SAC095	Camshaft sensor	B2	OE 46798368
		09/10 → 12/12	MWSS004	ABS sensor	D1	OE 51718056; Position: front axle left and right
			MWSS005	ABS sensor	D1	OE 51713211; Position: rear axle left and right
		03/10 → 08/13	SPA156	Coolant temperature sensor	E3	OE 55190791
1.2 4x4	44	10/04 →	KITLDF6T	Intake pressure sensor	A3	OE 46533518
			SAC092	Camshaft sensor	B2	OE 112685
			SAC095	Camshaft sensor	B2	OE 46798368
			CVM03/1	Crankshaft sensor	B3	OE 55187380
			816001633701	Coolant temperature sensor	E3	OE 46824133
			SAA101	Oil pressure switches	F1	OE 46420838
1.2 LPG	44	04/09 → 12/12	APS110	Intake pressure sensor	A3	OE 100496101
		04/09 →	KITLDF6T	Intake pressure sensor	A3	OE 46533518
			SAC092	Camshaft sensor	B2	OE 112685
			SAC095	Camshaft sensor	B2	OE 46798368
			SAG082	Crankshaft sensor	B3	OE 55222989
			CVM03/1	Crankshaft sensor	B3	OE 55187380
		04/09 → 12/12	MWSS004	ABS sensor	D1	OE 51718056; Position: front axle left and right
		04/09 → 12/09	MWSS005	ABS sensor	D1	OE 51713211; Position: rear axle left and right
		04/09 → 12/12	MWSS133	ABS sensor	D1	OE 51753528; Position: rear axle left and right
		04/09 →	816001633701	Coolant temperature sensor	E3	OE 46824133
SAA101	Oil pressure switches		F1	OE 46420838		
1.2 LPG (169CXF1A)	51	11/10 → 08/13	KITLDF6T	Intake pressure sensor	A3	OE 46533518
			SAC095	Camshaft sensor	B2	OE 46798368
		11/10 → 12/12	MWSS004	ABS sensor	D1	OE 51718056; Position: front axle left and right
			MWSS005	ABS sensor	D1	OE 51713211; Position: rear axle left and right
		11/10 → 08/13	SPA156	Coolant temperature sensor	E3	OE 55190791
1.2 Natural Power	44	01/07 → 12/11	APS110	Intake pressure sensor	A3	OE 100496101
			KITTPRT05/2	Intake pressure sensor	A3	OE 46451792
			KITLDF6T	Intake pressure sensor	A3	OE 46533518
			SAC092	Camshaft sensor	B2	OE 112685
			SAC095	Camshaft sensor	B2	OE 46798368
			SAG082	Crankshaft sensor	B3	OE 55222989
			CVM03/1	Crankshaft sensor	B3	OE 55187380
		01/09 → 12/11	MWSS004	ABS sensor	D1	OE 51718056; Position: front axle left and right
			MWSS133	ABS sensor	D1	OE 51753528; Position: rear axle left and right
		01/07 → 12/11	816001633701	Coolant temperature sensor	E3	OE 46824133
			SAA101	Oil pressure switches	F1	OE 46420838

	KW			DESCRIPTION	TYPE	
FIAT						
PANDA / PANDA CLASSIC (169_)						
1.3 D Multijet	51	09/03 →	APS23	Intake pressure sensor	A3	OE 46811235
			SAC068	Camshaft sensor	B2	OE 46798364
			SAC093	Camshaft sensor	B2	OE 46798365
			SAG025	Crankshaft sensor	B3	OE 73502752
			SAG188	Crankshaft sensor	B3	OE 46466696
			SPS013	Exhaust gas pressure sensor	C2	OE 51855119
		01/04 → 09/10	MWSS004	ABS sensor	D1	OE 51718056; Position: front axle left and right
		01/04 → 12/09	MWSS005	ABS sensor	D1	OE 51713211; Position: rear axle left and right
		01/09 → 09/10	MWSS133	ABS sensor	D1	OE 51753528; Position: rear axle left and right
		09/03 →	SPA177	Coolant temperature sensor	E3	OE 46554621
			SAA101	Oil pressure switches	F1	OE 46420838
			APS49	Fuel pressure sensor	F2	OE 504247741
			APS134	Fuel pressure sensor	F2	OE 46812910
1.3 D Multijet (169AXG1A, 169AXD1A)	55	06/06 → 08/13	APS23	Intake pressure sensor	A3	OE 46811235
			APS63	Intake pressure sensor	A3	OE 55194788
			SAF001	Fuel water sensor	A4	OE 77363659
			SAC068	Camshaft sensor	B2	OE 46798364
			SAC093	Camshaft sensor	B2	OE 46798365
			STS0059	Exhaust gas temperature sensor	C1	OE 51779770; Position: before soot particulate filter; Cable length: 670
		06/06 → 12/09	SPS009	Exhaust gas pressure sensor	C2	OE 51792301
		01/10 → 08/13	SPS013	Exhaust gas pressure sensor	C2	OE 51855119
		06/06 → 12/09	MWSS004	ABS sensor	D1	OE 51718056; Position: front axle left and right
			MWSS005	ABS sensor	D1	OE 51713211; Position: rear axle left and right
		06/06 → 08/13	SPA177	Coolant temperature sensor	E3	OE 46554621
			SAA101	Oil pressure switches	F1	OE 46420838
			APS49	Fuel pressure sensor	F2	OE 504247741
APS134	Fuel pressure sensor		F2	OE 46812910		
1.3 D Multijet 4x4	51	10/04 →	APS23	Intake pressure sensor	A3	OE 46811235
			SAC068	Camshaft sensor	B2	OE 46798364
			SAC093	Camshaft sensor	B2	OE 46798365
			SAG025	Crankshaft sensor	B3	OE 73502752
			SPS013	Exhaust gas pressure sensor	C2	OE 51855119
			SPA177	Coolant temperature sensor	E3	OE 46554621
			SAA101	Oil pressure switches	F1	OE 46420838
			APS49	Fuel pressure sensor	F2	OE 504247741
			APS134	Fuel pressure sensor	F2	OE 46812910
			APS63	Intake pressure sensor	A3	OE 55194788
1.3 JTD Multijet 4x4 (169AXG1A, 169AXG2A)	55	09/10 → 08/13	SAF001	Fuel water sensor	A4	OE 77363659
			SAC068	Camshaft sensor	B2	OE 46798364
			SAC093	Camshaft sensor	B2	OE 46798365
			STS0059	Exhaust gas temperature sensor	C1	OE 51779770; Position: before soot particulate filter; Cable length: 670
			SPS013	Exhaust gas pressure sensor	C2	OE 51855119
			SPA146	Coolant temperature sensor	E3	OE 55206393
			SPA177	Coolant temperature sensor	E3	OE 46554621
			KITLDF6T	Intake pressure sensor	A3	OE 46533518
1.4 (169AXE1B)	74	10/06 →	SAD026	Knock sensor	B1	OE 46552951
			SAC095	Camshaft sensor	B2	OE 46798368
			SAG189	Crankshaft sensor	B3	OE 46815160
		10/06 → 09/10	SAG189	Crankshaft sensor	B3	OE 46815160





	KW			DESCRIPTION	TYPE			
FIAT								
PANDA / PANDA CLASSIC (169_)								
1.4 (169AXE1B)	74	10/06 → 09/10	MWSS004	ABS sensor	D1	OE 51718056; Position: front axle left and right		
			MWSS133	ABS sensor	D1	OE 51753528; Position: rear axle left and right		
		10/06 →	SPA156	Coolant temperature sensor	E3	OE 55190791		
			SAA101	Oil pressure switches	F1	OE 46420838		
1.4 Natural Power (169AXHIA)	57	09/10 → 08/13	KITLDF6T	Intake pressure sensor	A3	OE 46533518		
			SAC095	Camshaft sensor	B2	OE 46798368		
			SPA156	Coolant temperature sensor	E3	OE 55190791		
PANDA Van (141_)								
1.1	37	05/91 → 03/95	SAG290	Crankshaft sensor	B3	OE 46406454		
1000 i.e	33	01/93 → 02/04	SAG290	Crankshaft sensor	B3	OE 46406454		
750	25	01/86 → 07/92	SAA107	Oil pressure switches	F1	OE 4151243		
PANDA Van (169_)								
1.3 D Multijet	51	03/04 →	APS23	Intake pressure sensor	A3	OE 46811235		
			SAC068	Camshaft sensor	B2	OE 46798364		
			SAC093	Camshaft sensor	B2	OE 46798365		
			SAG025	Crankshaft sensor	B3	OE 73502752		
			SPS013	Exhaust gas pressure sensor	C2	OE 51855119		
		03/04 → 09/10	MWSS004	ABS sensor	D1	OE 51718056; Position: front axle left and right		
		01/09 → 09/10	MWSS005	ABS sensor	D1	OE 51713211; Position: rear axle left and right		
			MWSS133	ABS sensor	D1	OE 51753528; Position: rear axle left and right		
		03/04 →	SPA177	Coolant temperature sensor	E3	OE 46554621		
			SAA101	Oil pressure switches	F1	OE 46420838		
			APS49	Fuel pressure sensor	F2	OE 504247741		
			APS134	Fuel pressure sensor	F2	OE 46812910		
		1.3 D Multijet 4x4	55	01/06 →	APS23	Intake pressure sensor	A3	OE 46811235
					SAC068	Camshaft sensor	B2	OE 46798364
SAC093	Camshaft sensor				B2	OE 46798365		
STS0059	Exhaust gas temperature sensor				C1	OE 51779770; Position: before soot particulate filter; Cable length: 670		
01/06 → 12/09	SPS009			Exhaust gas pressure sensor	C2	OE 51792301		
01/10 →	SPS013			Exhaust gas pressure sensor	C2	OE 51855119		
05/06 → 12/09	MWSS004			ABS sensor	D1	OE 51718056; Position: front axle left and right		
	MWSS005			ABS sensor	D1	OE 51713211; Position: rear axle left and right		
01/06 →	SPA177			Coolant temperature sensor	E3	OE 46554621		
	APS49			Fuel pressure sensor	F2	OE 504247741		
PUNTO (176_)								
1.2 16V	63	04/97 → 09/99	SZA103	Coolant temperature sensor	E3	OE 46477022		
1.4 GT Turbo (176AD_)	98	10/93 → 03/97	ATS11	Air temperature sensor	A1	OE 7686599		
			SAG067	Crankshaft sensor	B3	OE 7766252		
1.4 GT Turbo (176AS_)	96	09/96 → 07/99	ATS11	Air temperature sensor	A1	OE 7686599		
			SAG067	Crankshaft sensor	B3	OE 7766252		
55 1.1	40	09/93 → 09/99	SZA103	Coolant temperature sensor	E3	OE 46477022		
60 1.2 (176AP, 176AR, 176AQ, 176BB)	44	09/93 → 09/99	SZA103	Coolant temperature sensor	E3	OE 46477022		
PUNTO (188_)								
1.2 16V 80 (188.233, .235, .253, .255, .333, .353, .639, ...)	59	09/99 → 04/06	KITLDF6T	Intake pressure sensor	A3	OE 46533518		
			SAD026	Knock sensor	B1	OE 46552951		
			SAC095	Camshaft sensor	B2	OE 46798368		

	KW			DESCRIPTION	TYPE				
FIAT									
PUNTO (188.)									
1.2 16V 80 (188.233, .235, .253, .255, .333, .353, .639, ...)	59	09/99 → 04/06	SAG097	Crankshaft sensor	B3	OE 46474583			
			SAG188	Crankshaft sensor	B3	OE 46466696			
			SAG189	Crankshaft sensor	B3	OE 46815160			
			SAG191	Crankshaft sensor	B3	OE 46779352			
			SAG251	Crankshaft sensor	B3	OE 9948811			
			SAG285	Crankshaft sensor	B3	OE 9948812			
			CVM03/1	Crankshaft sensor	B3	OE 55187380			
			MWSS012	ABS sensor	D1	OE 46837686; Position: left front			
			MWSS194	ABS sensor	D1	OE 46837685; Position: right front			
			SPA177	Coolant temperature sensor	E3	OE 46554621			
SAA101	Oil pressure switches	F1	OE 46420838						
1.2 60 (188.030, .050, .130, .150, .230, .250)	44	09/99 → 12/10	IPF2C	Throttle position sensors	A2	OE 71738921			
			KITTPRT05/2	Intake pressure sensor	A3	OE 46451792			
			KITLDF6T	Intake pressure sensor	A3	OE 46533518			
			SAC094	Camshaft sensor	B2	OE 46786049			
			SAC095	Camshaft sensor	B2	OE 46798368			
			SAG188	Crankshaft sensor	B3	OE 46466696			
			SAG251	Crankshaft sensor	B3	OE 9948811			
			CVM03/1	Crankshaft sensor	B3	OE 55187380			
	07/03 → 12/10	MWSS012	ABS sensor	D1	OE 46837686; Position: left front				
		MWSS194	ABS sensor	D1	OE 46837685; Position: right front				
	09/99 → 12/10	816001633701	Coolant temperature sensor	E3	OE 46824133				
		SPA177	Coolant temperature sensor	E3	OE 46554621				
		SAA101	Oil pressure switches	F1	OE 46420838				
1.2 Bifuel	44	08/07 → 12/10	APS110	Intake pressure sensor	A3	OE 100496101			
		08/07 → 03/12	KITLDF6T	Intake pressure sensor	A3	OE 46533518			
			SAC094	Camshaft sensor	B2	OE 46786049			
			SAC095	Camshaft sensor	B2	OE 46798368			
	08/07 → 12/10	CWM02/3	Crankshaft sensor	B3	OE 46774532				
		MWSS012	ABS sensor	D1	OE 46837686; Position: left front				
	08/07 → 03/12	MWSS194	ABS sensor	D1	OE 46837685; Position: right front				
		816001633701	Coolant temperature sensor	E3	OE 46824133				
	1.2 Natural Power	44	09/03 → 03/12	KITPF2C	Throttle position sensors	A2	OE 7076359		
				KITTPRT05/2	Intake pressure sensor	A3	OE 46451792		
KITLDF6T				Intake pressure sensor	A3	OE 46533518			
SAC095				Camshaft sensor	B2	OE 46798368			
SAG188				Crankshaft sensor	B3	OE 46466696			
CVM03/1				Crankshaft sensor	B3	OE 55187380			
MWSS012				ABS sensor	D1	OE 46837686; Position: left front			
MWSS194				ABS sensor	D1	OE 46837685; Position: right front			
816001633701				Coolant temperature sensor	E3	OE 46824133			
SAA101				Oil pressure switches	F1	OE 46420838			
1.3 JTD 16V				51	06/03 → 03/12	KITPF2C	Throttle position sensors	A2	OE 7076359
						APS23	Intake pressure sensor	A3	OE 46811235
						SAC068	Camshaft sensor	B2	OE 46798364; Assembly depth [mm]: 28
	SAC077	Camshaft sensor	B2			Assembly depth [mm]: 28,5			
	SAC093	Camshaft sensor	B2			OE 46798365; Assembly depth [mm]: 28			
	SAG025	Crankshaft sensor	B3			OE 73502752			
	SAG188	Crankshaft sensor	B3			OE 46466696			
MWSS012	ABS sensor	D1	OE 46837686; Position: left front						
MWSS194	ABS sensor	D1	OE 46837685; Position: right front						
SPA177	Coolant temperature sensor	E3	OE 46554621						
SAA101	Oil pressure switches	F1	OE 46420838						

				DESCRIPTION	TYPE	
FIAT						
PUNTO (188_)						
1.3 JTD 16V	51	06/03 → 03/12	APS49	Fuel pressure sensor	F2	OE 504247741
			APS134	Fuel pressure sensor	F2	OE 46812910
1.4	70	09/03 → 03/12	KITLDF6T	Intake pressure sensor	A3	OE 46533518
			SAD026	Knock sensor	B1	OE 46552951
			SAC095	Camshaft sensor	B2	OE 46798368
			SAG188	Crankshaft sensor	B3	OE 46466696
			SAG189	Crankshaft sensor	B3	OE 46815160
		09/03 → 12/10	MWSS012	ABS sensor	D1	OE 46837686; Position: left front
			MWSS194	ABS sensor	D1	OE 46837685; Position: right front
		09/03 → 03/12	SPA156	Coolant temperature sensor	E3	OE 55190791
			SPA177	Coolant temperature sensor	E3	OE 46554621
			SAA101	Oil pressure switches	F1	OE 46420838
SAC049	Camshaft sensor		B2	OE 60811201		
SAG013	Crankshaft sensor		B3	OE 46479456		
1.8 130 HGT (188.738, .718)	96	09/99 → 03/12	SAG188	Crankshaft sensor	B3	OE 46466696
			SAG251	Crankshaft sensor	B3	OE 9948811
			SAG285	Crankshaft sensor	B3	OE 9948812
			MWSS012	ABS sensor	D1	OE 46837686; Position: left front
			MWSS194	ABS sensor	D1	OE 46837685; Position: right front
		07/03 → 03/12	SPA177	Coolant temperature sensor	E3	OE 46554621
		09/99 → 03/12	SZA105	Coolant temperature sensor	E3	OE 46753479
			SAA101	Oil pressure switches	F1	OE 46420838
			SAG188	Crankshaft sensor	B3	OE 46466696
			SAG214	Crankshaft sensor	B3	OE 46806128
SPA177	Coolant temperature sensor		E3	OE 46554621		
1.9 DS 60 (188.031, .051, .231, .251)	44	09/99 → 03/12	SAA101	Oil pressure switches	F1	OE 46420838
1.9 JTD	63	10/01 → 03/12	APS23	Intake pressure sensor	A3	OE 46811235
			SAC077	Camshaft sensor	B2	Without cable
			SAC088	Camshaft sensor	B2	OE 46432103; Cable length: 730
			SAG214	Crankshaft sensor	B3	OE 46806128
		07/03 → 03/12	MWSS012	ABS sensor	D1	OE 46837686; Position: left front
			MWSS194	ABS sensor	D1	OE 46837685; Position: right front
		10/01 → 03/12	SPA177	Coolant temperature sensor	E3	OE 46554621
			SAA101	Oil pressure switches	F1	OE 46420838
			APS132	Fuel pressure sensor	F2	OE 46481638; Position: high pressure side
			APS136	Fuel pressure sensor	F2	Pressure [bar] up to: 1500
	74		06/03 → 03/12	ATS20	Intake pressure sensor	A3
		SAC088		Camshaft sensor	B2	OE 46432103
		SAG188		Crankshaft sensor	B3	OE 46466696
		MWSS012		ABS sensor	D1	OE 46837686; Position: left front
		MWSS194		ABS sensor	D1	OE 46837685; Position: right front
		SPA177		Coolant temperature sensor	E3	OE 46554621
		SAA101		Oil pressure switches	F1	OE 46420838
		APS49		Fuel pressure sensor	F2	OE 504247741
		APS134		Fuel pressure sensor	F2	OE 46812910
1.9 JTD 80 (188.237, .257, .337, .357)	59	09/99 → 03/12	APS31	Intake pressure sensor	A3	OE 46468682
			APS23	Intake pressure sensor	A3	OE 46811235
			SAC077	Camshaft sensor	B2	Without cable
			SAC088	Camshaft sensor	B2	OE 46432103; Cable length: 730
			SAG188	Crankshaft sensor	B3	OE 46466696
			SAG214	Crankshaft sensor	B3	OE 46806128
			SPA177	Coolant temperature sensor	E3	OE 46554621
			SAA101	Oil pressure switches	F1	OE 46420838
			APS132	Fuel pressure sensor	F2	OE 46481638





	KW			DESCRIPTION	TYPE	
FIAT						
PUNTO (199_)						
1.2	51	03/12 →	KITLDF6T	Intake pressure sensor	A3	OE 46533518
			SAC095	Camshaft sensor	B2	OE 46798368
			SAG284	Crankshaft sensor	B3	OE 55224031
			MWSS014	ABS sensor	D1	OE 46784471; Position: front axle left and right
			MWSS018	ABS sensor	D1	OE 55701387; Position: rear axle left and right
			SPA156	Coolant temperature sensor	E3	OE 55190791
1.3 D Multijet	55	03/12 →	APS23	Intake pressure sensor	A3	OE 46811235
			APS63	Intake pressure sensor	A3	OE 55194788
			SAF001	Fuel water sensor	A4	OE 77363659
			SAC068	Camshaft sensor	B2	OE 46798364
			SAC093	Camshaft sensor	B2	OE 46798365
			SPS013	Exhaust gas pressure sensor	C2	OE 51855119
			MWSS014	ABS sensor	D1	OE 46784471; Position: front axle left and right
	MWSS018	ABS sensor	D1	OE 55701387; Position: rear axle left and right		
	SPA146	Coolant temperature sensor	E3	OE 55206393		
	APS49	Fuel pressure sensor	F2	OE 504247741		
	70	03/12 →	APS63	Intake pressure sensor	A3	OE 55194788
			SAF001	Fuel water sensor	A4	OE 77363659
			SAC068	Camshaft sensor	B2	OE 46798364
			SAC093	Camshaft sensor	B2	OE 46798365
SPS013			Exhaust gas pressure sensor	C2	OE 51855119	
MWSS014			ABS sensor	D1	OE 46784471; Position: front axle left and right	
MWSS018			ABS sensor	D1	OE 55701387; Position: rear axle left and right	
SPA146	Coolant temperature sensor	E3	OE 55206393			
1.4 (199AXB1A)	57	03/12 →	APS55	Intake pressure sensor	A3	OE 46769979
			KITLDF6T	Intake pressure sensor	A3	OE 46533518
			SAC095	Camshaft sensor	B2	OE 46798368
			SAG284	Crankshaft sensor	B3	OE 55224031
			MWSS014	ABS sensor	D1	OE 46784471; Position: front axle left and right
			MWSS018	ABS sensor	D1	OE 55701387; Position: rear axle left and right
			SPA156	Coolant temperature sensor	E3	OE 55190791
1.4 Bifuel	57	03/12 →	KITLDF6T	Intake pressure sensor	A3	OE 46533518
			SAC095	Camshaft sensor	B2	OE 46798368
			SAG284	Crankshaft sensor	B3	OE 55224031
			MWSS014	ABS sensor	D1	OE 46784471; Position: front axle left and right
			MWSS018	ABS sensor	D1	OE 55701387; Position: rear axle left and right
SPA156	Coolant temperature sensor	E3	OE 55190791			
1.4 Natural Power	57	03/12 →	KITLDF6T	Intake pressure sensor	A3	OE 46533518
			SAC095	Camshaft sensor	B2	OE 46798368
			SAG284	Crankshaft sensor	B3	OE 55224031
			MWSS014	ABS sensor	D1	OE 46784471; Position: front axle left and right
			MWSS099	ABS sensor	D1	OE 52012826; Position: rear axle left and right
SPA156	Coolant temperature sensor	E3	OE 55190791			

	kw			DESCRIPTION	TYPE		
FIAT							
PUNTO Cabriolet (176_)							
60 1.2 (176AR_, 176BR_)	44	05/95 → 06/00	SZA103	Coolant temperature sensor	E3	OE 46477022	
85 16V 1.2	63	04/97 → 12/99	SZA103	Coolant temperature sensor	E3	OE 46477022	
PUNTO EVO (199_)							
1.2	51	10/09 → 02/12	KITLDF6T	Intake pressure sensor	A3	OE 46533518	
			SAC095	Camshaft sensor	B2	OE 46798368	
		09/10 → 02/12	SAG284	Crankshaft sensor	B3	OE 55224031	
		10/09 → 02/12	MWSS014	ABS sensor	D1	OE 46784471; Position: front axle left and right	
			MWSS018	ABS sensor	D1	OE 55701387; Position: rear axle left and right	
			MWSS099	ABS sensor	D1	OE 52012826; Position: rear axle left and right	
			SPA156	Coolant temperature sensor	E3	OE 55190791	
		48	10/09 → 02/12	APS55	Intake pressure sensor	A3	OE 46769979
				KITLDF6T	Intake pressure sensor	A3	OE 46533518
				SAC095	Camshaft sensor	B2	OE 46798368
	SAG082			Crankshaft sensor	B3	OE 55222989	
	09/10 → 02/12		SAG284	Crankshaft sensor	B3	OE 55224031	
	10/09 → 02/12		CVM03/1	Crankshaft sensor	B3	OE 55187380	
			MWSS014	ABS sensor	D1	OE 46784471; Position: front axle left and right	
			MWSS018	ABS sensor	D1	OE 55701387; Position: rear axle left and right	
			MWSS099	ABS sensor	D1	OE 52012826; Position: rear axle left and right	
			SPA156	Coolant temperature sensor	E3	OE 55190791	
		SAA101	Oil pressure switches	F1	OE 46420838		
	1.3 D Multijet	51	07/08 → 02/12	APS23	Intake pressure sensor	A3	OE 46811235
				SAF001	Fuel water sensor	A4	OE 77363659
SAC068				Camshaft sensor	B2	OE 46798364; Assembly depth [mm]: 28	
SAC077				Camshaft sensor	B2	Assembly depth [mm]: 28,5	
SAC093				Camshaft sensor	B2	OE 46798365; Assembly depth [mm]: 28	
STS0235				Exhaust gas temperature sensor	C1	OE 51825645; Position: for catalytic converter; Cable length: 480	
SPS013				Exhaust gas pressure sensor	C2	OE 51855119	
10/09 → 12/11			MWSS014	ABS sensor	D1	OE 46784471; Position: front axle left and right	
			MWSS018	ABS sensor	D1	OE 55701387; Position: rear axle left and right	
			MWSS099	ABS sensor	D1	OE 52012826; Position: rear axle left and right	
07/08 → 02/12		APS49	Fuel pressure sensor	F2	OE 504247741		
55		10/09 → 02/12	ATS20	Intake pressure sensor	A3	OE 504088431	
			APS23	Intake pressure sensor	A3	OE 46811235	
			APS63	Intake pressure sensor	A3	OE 55194788	
			SAF001	Fuel water sensor	A4	OE 77363659	
			SAC068	Camshaft sensor	B2	OE 46798364; Assembly depth [mm]: 28	
			SAC077	Camshaft sensor	B2	Assembly depth [mm]: 28,5	
			SAC093	Camshaft sensor	B2	OE 46798365; Assembly depth [mm]: 28	
			SPS013	Exhaust gas pressure sensor	C2	OE 51855119	

		KW			DESCRIPTION	TYPE	
FIAT							
PUNTO EVO (199_)							
1.3 D Multijet	55	10/09 → 02/12	MWSS014	ABS sensor	D1	OE 46784471; Position: front axle left and right	
			MWSS018	ABS sensor	D1	OE 55701387; Position: rear axle left and right	
			MWSS099	ABS sensor	D1	OE 52012826; Position: rear axle left and right	
			SPA146	Coolant temperature sensor	E3	OE 55206393	
			SPA177	Coolant temperature sensor	E3	OE 46554621	
			SAA101	Oil pressure switches	F1	OE 46420838	
			APS49	Fuel pressure sensor	F2	OE 504247741	
	70	10/09 → 02/12	ATS20	Intake pressure sensor	A3	OE 504088431	
			SAF001	Fuel water sensor	A4	OE 77363659	
			SAC068	Camshaft sensor	B2	OE 46798364	
			SAC093	Camshaft sensor	B2	OE 46798365	
			STS0235	Exhaust gas temperature sensor	C1	OE 51825645; Position: for catalytic converter; Cable length: 480	
			SPS013	Exhaust gas pressure sensor	C2	OE 51855119	
			MWSS014	ABS sensor	D1	OE 46784471; Position: front axle left and right	
	10/09 → 12/11	10/09 → 02/12	MWSS018	ABS sensor	D1	OE 55701387; Position: rear axle left and right	
			MWSS099	ABS sensor	D1	OE 52012826; Position: rear axle left and right	
	66	10/09 →	SPA146	Coolant temperature sensor	E3	OE 55206393	
			SPA177	Coolant temperature sensor	E3	OE 46554621	
			SAA101	Oil pressure switches	F1	OE 46420838	
			ATS20	Intake pressure sensor	A3	OE 504088431	
			APS63	Intake pressure sensor	A3	OE 55194788	
			SAC068	Camshaft sensor	B2	OE 46798364	
			SAC093	Camshaft sensor	B2	OE 46798365	
			STS0235	Exhaust gas temperature sensor	C1	OE 51825645; Position: for catalytic converter; Cable length: 480	
			SPS013	Exhaust gas pressure sensor	C2	OE 51855119	
			MWSS014	ABS sensor	D1	OE 46784471; Position: front axle left and right	
			MWSS018	ABS sensor	D1	OE 55701387; Position: rear axle left and right	
			MWSS099	ABS sensor	D1	OE 52012826; Position: rear axle left and right	
			SPA146	Coolant temperature sensor	E3	OE 55206393	
			SPA177	Coolant temperature sensor	E3	OE 46554621	
			SAA101	Oil pressure switches	F1	OE 46420838	
	APS49	Fuel pressure sensor	F2	OE 504247741			
1.4 (199AXB1A)	57	10/09 → 02/12	APS55	Intake pressure sensor	A3	OE 46769979	
			KITLDF6T	Intake pressure sensor	A3	OE 46533518	
			SAC095	Camshaft sensor	B2	OE 46798368	
			SAG284	Crankshaft sensor	B3	OE 55224031	
			CVM03/1	Crankshaft sensor	B3	OE 55187380	
			MWSS014	ABS sensor	D1	OE 46784471; Position: front axle left and right	
			MWSS018	ABS sensor	D1	OE 55701387; Position: rear axle left and right	
			MWSS099	ABS sensor	D1	OE 52012826; Position: rear axle left and right	
SPA156	Coolant temperature sensor	E3	OE 55190791				

	kW			DESCRIPTION	TYPE		
FIAT							
PUNTO EVO (199_)							
1.4 (199AXB1A)	57	10/09 → 02/12	SAA101	Oil pressure switches	F1	OE 46420838	
1.4 LPG	57	06/09 → 02/12	APS55	Intake pressure sensor	A3	OE 46769979	
			KITLDF6T	Intake pressure sensor	A3	OE 46533518	
			SAC095	Camshaft sensor	B2	OE 46798368	
		10/09 → 02/12	SAG284	Crankshaft sensor	B3	OE 55224031	
			10/09 → 12/11	MWSS014	ABS sensor	D1	OE 46784471; Position: front axle left and right
				MWSS018	ABS sensor	D1	OE 55701387; Position: rear axle left and right
06/09 → 02/12	MWSS099	ABS sensor	D1	OE 52012826; Position: rear axle left and right			
06/09 → 02/12	SPA156	Coolant temperature sensor	E3	OE 55190791			
PUNTO Van (176_)							
1.1	40	04/96 → 02/00	SZA103	Coolant temperature sensor	E3	OE 46477022	
QUBO (225_)							
1.3 D Multijet (225AXE1A, 225CXE1A)	70	07/10 →	SAF001	Fuel water sensor	A4	OE 77363659	
			SAC068	Camshaft sensor	B2	OE 46798364	
			SAC093	Camshaft sensor	B2	OE 46798365	
			SPS009	Exhaust gas pressure sensor	C2	OE 51792301	
			SPS013	Exhaust gas pressure sensor	C2	OE 51855119	
			SPA146	Coolant temperature sensor	E3	OE 55206393	
1.3 D Multijet (225AXG1A, 225CXG1A, 225AXG11, 225CXG11)	59	03/15 →	SAG025	Crankshaft sensor	B3	OE 73502752	
			SPS013	Exhaust gas pressure sensor	C2	OE 51855119	
1.3 D Multijet (225CXB1A, 225AXB1A, 225CXB11, 225AXB11, ...)	55	02/08 →	KITPF2C	Throttle position sensors	A2	OE 7076359	
			ATS20	Intake pressure sensor	A3	OE 504088431	
			APS23	Intake pressure sensor	A3	OE 46811235	
			SAF001	Fuel water sensor	A4	OE 77363659	
			SAC068	Camshaft sensor	B2	OE 46798364; Assembly depth [mm]: 28	
			SAC077	Camshaft sensor	B2	Assembly depth [mm]: 28,5	
			SAC093	Camshaft sensor	B2	OE 46798365; Assembly depth [mm]: 28	
			SPS009	Exhaust gas pressure sensor	C2	OE 51792301	
			SPS013	Exhaust gas pressure sensor	C2	OE 51855119	
			SPA177	Coolant temperature sensor	E3	OE 46554621	
			SAA101	Oil pressure switches	F1	OE 46420838	
			APS49	Fuel pressure sensor	F2	OE 504247741	
1.4 (225AXA1A)	54	02/08 →	APS77	Intake pressure sensor	A3	OE 9639381480	
			SAG164	Crankshaft sensor	B3	OE 9637465980	
			SPA107	Coolant temperature sensor	E3	OE 9628454680	
			SAA118	Oil pressure switches	F1	OE 9631846480	
1.4 Natural Power (225AXC1A)	57	10/09 →	KITLDF6T	Intake pressure sensor	A3	OE 46533518	
			SAC095	Camshaft sensor	B2	OE 46798368	
			CVM03/1	Crankshaft sensor	B3	OE 55187380	
			SPA156	Coolant temperature sensor	E3	OE 55190791	
			SAA101	Oil pressure switches	F1	OE 46420838	
REGATA (138_)							
100 Super 1.6	74	10/83 → 12/90	SEN8D	Crankshaft sensor	B3	OE 4460206	
70 1.3	48	09/83 → 07/89	SEN8D	Crankshaft sensor	B3	OE 4460206	
75 1.5	55	12/83 → 07/89	SEN8D	Crankshaft sensor	B3	OE 4460206	
75 i.e. 1.5	55	07/85 → 07/89	SEN8D	Crankshaft sensor	B3	OE 4460206	
85 1.5	58	05/85 → 12/87	SEN8D	Crankshaft sensor	B3	OE 4460206	
85 1.6	60	10/83 → 06/90	SEN8D	Crankshaft sensor	B3	OE 4460206	
85 Super 1.5	60	09/83 → 04/85	SEN8D	Crankshaft sensor	B3	OE 4460206	





	KW			DESCRIPTION	TYPE		
FIAT							
REGATA Weekend (138_)							
100 1.6 (RF)	74	09/84 → 12/90	SEN8D	Crankshaft sensor	B3	OE 4460206	
75 1.5	55	09/84 → 07/89	SEN8D	Crankshaft sensor	B3	OE 4460206	
			SPA131	Coolant temperature sensor	E3	OE 119111101000	
RITMO (138_)							
1.1	40	10/82 → 10/85	SEN8D	Crankshaft sensor	B3	OE 4460206	
	43	04/85 → 12/87	SEN8D	Crankshaft sensor	B3	OE 4460206	
1.5	55	10/85 → 05/87	SEN8D	Crankshaft sensor	B3	OE 4460206	
	60	01/83 → 12/87	SEN8D	Crankshaft sensor	B3	OE 4460206	
	63	01/81 → 09/82	SEN8D	Crankshaft sensor	B3	OE 4460206	
	58	08/85 → 05/87	SEN8D	Crankshaft sensor	B3	OE 4460206	
1.6	77	05/81 → 12/87	SEN8D	Crankshaft sensor	B3	OE 4460206	
	74	01/83 → 12/87	SEN8D	Crankshaft sensor	B3	OE 4460206	
125 TC Abarth 2.0	92	11/81 → 09/82	SEN8D	Crankshaft sensor	B3	OE 4460206	
RITMO II (138_)							
105 1.6	77	01/83 → 12/87	SEN8D	Crankshaft sensor	B3	OE 4460206	
SCUDO (270_, 272_)							
2.0 D Multijet	94	04/11 →	APS123	Intake pressure sensor	A3	OE 9663480880	
			SPS008	Exhaust gas pressure sensor	C2	OE 9662143180	
			SPA172	Coolant temperature sensor	E3	OE 9632562080	
	88	01/07 →	ATS22	Air temperature sensor	A1	OE 9655432780	
			APS38	Intake pressure sensor	A3	OE 9639469280	
			SAC096	Camshaft sensor	B2	OE 9628559880	
			SAG169	Crankshaft sensor	B3	OE 9643695780	
			SPS008	Exhaust gas pressure sensor	C2	OE 9662143180	
			SPA172	Coolant temperature sensor	E3	OE 9632562080	
			SAA118	Oil pressure switches	F1	OE 9631846480	
			SAAG027	Crankshaft sensor	B3	OE 616024; Number of poles: 3 - Hall sensor type	
	SCUDO Combinato (220_)						
	1.6	58	02/96 → 05/00	SAG048	Crankshaft sensor	B3	OE 46411427
	SCUDO Furgonato (220_)						
1.6	58	02/96 → 05/00	SAG048	Crankshaft sensor	B3	OE 46411427	
1.9 D	51	04/98 → 12/06	SAG027	Crankshaft sensor	B3	OE 616024; Number of poles: 3 - Hall sensor type	
			SAG028	Crankshaft sensor	B3	OE 9635080680; Number of poles: 3 - Hall sensor type	
			SPA107	Coolant temperature sensor	E3	OE 9628454680	
			SAA118	Oil pressure switches	F1	OE 9631846480	
1.9 TD	68	02/98 → 12/06	SAG027	Crankshaft sensor	B3	OE 616024; Number of poles: 3 - Hall sensor type	
			SAG028	Crankshaft sensor	B3	OE 9635080680; Number of poles: 3 - Hall sensor type	
			SPA102	Coolant temperature sensor	E3	OE 9601842680	
			SPA180	Coolant temperature sensor	E3	OE 9603324880	
			SAA118	Oil pressure switches	F1	OE 9631846480	
2.0 JTD	69	10/99 → 12/06	APS35	Intake pressure sensor	A3	OE 9631716680	
			SAC096	Camshaft sensor	B2	OE 9628559880	
			SAG027	Crankshaft sensor	B3	OE 9635080680	
			SAG028	Crankshaft sensor	B3	OE 9635080680	
			SPA107	Coolant temperature sensor	E3	OE 9628454680	
			SPA167	Coolant temperature sensor	E3	OE 9631000880	
			SAA118	Oil pressure switches	F1	OE 9631846480	
	80	12/02 → 12/06	APS35	Intake pressure sensor	A3	OE 9631716680	
			SAC096	Camshaft sensor	B2	OE 9628559880	
			SPA107	Coolant temperature sensor	E3	OE 9628454680	
			SPA167	Coolant temperature sensor	E3	OE 9631000880	
			SAA118	Oil pressure switches	F1	OE 9631846480	

	kw			DESCRIPTION	TYPE	
FIAT						
SCUDO Furgonato (220_)						
2.0 JTD 16V	80	09/00 → 12/06	SAG216	Crankshaft sensor	B3	OE 9635732980
		05/99 → 12/06	SPA172	Coolant temperature sensor	E3	OE 9632562080
SCUDO Furgonato (270_, 272_)						
1.6 D Multijet	66	01/07 →	ATS22	Air temperature sensor	A1	OE 9655432780
			APS38	Intake pressure sensor	A3	OE 9639469280
			SAC096	Camshaft sensor	B2	OE 9628559880
			SAG167	Crankshaft sensor	B3	OE 9664387280
			SPS008	Exhaust gas pressure sensor	C2	OE 9662143180
			SPA172	Coolant temperature sensor	E3	OE 9632562080
			SAA118	Oil pressure switches	F1	OE 9631846480
			APS138	Fuel pressure sensor	F2	
2.0 D Multijet	94	05/11 →	APS123	Intake pressure sensor	A3	OE 9663480880
			SPS008	Exhaust gas pressure sensor	C2	OE 9662143180
			SPA172	Coolant temperature sensor	E3	OE 9632562080
	88	01/07 →	ATS22	Air temperature sensor	A1	OE 9655432780
			APS38	Intake pressure sensor	A3	OE 9639469280
			SAC096	Camshaft sensor	B2	OE 9628559880
			SAG169	Crankshaft sensor	B3	OE 9643695780
			SPS008	Exhaust gas pressure sensor	C2	OE 9662143180
			SPA172	Coolant temperature sensor	E3	OE 9632562080
	100	01/07 →	SAA118	Oil pressure switches	F1	OE 9631846480
			ATS22	Air temperature sensor	A1	OE 9655432780
			APS38	Intake pressure sensor	A3	OE 9639469280
			SAC096	Camshaft sensor	B2	OE 9628559880
			SAG169	Crankshaft sensor	B3	OE 9643695780
			SAG222	Crankshaft sensor	B3	OE 9664732180
			SPS008	Exhaust gas pressure sensor	C2	OE 9662143180
			SPA172	Coolant temperature sensor	E3	OE 9632562080
			SAA118	Oil pressure switches	F1	OE 9631846480
SEDICI (FY_)						
1.6 16V	88	06/06 → 10/14	APS98	Intake pressure sensor	A3	OE 71742176
			SPA185	Coolant temperature sensor	E3	OE 71742065
	79	06/06 → 08/09	APS98	Intake pressure sensor	A3	OE 71742176
			06/06 → 10/14	SPA185	Coolant temperature sensor	E3
				SAA111	Oil pressure switches	F1
1.9 D Multijet	88	06/06 → 10/11	SAC088	Camshaft sensor	B2	OE 46432103
			SPS001	Exhaust gas pressure sensor	C2	OE 55198717; Replaced by SPS009
			SPS009	Exhaust gas pressure sensor	C2	OE 51792301
			SPA177	Coolant temperature sensor	E3	OE 46554621
			APS49	Fuel pressure sensor	F2	OE 504247741
			APS134	Fuel pressure sensor	F2	OE 46812910
			ATS20	Intake pressure sensor	A3	OE 504088431
1.9 D Multijet 4x4	88	06/06 → 10/11	SAC088	Camshaft sensor	B2	OE 46432103
			SPS001	Exhaust gas pressure sensor	C2	OE 55198717; Replaced by SPS009
			SPS009	Exhaust gas pressure sensor	C2	OE 51792301
			SPA177	Coolant temperature sensor	E3	OE 46554621
			SAA101	Oil pressure switches	F1	OE 46420838
			APS49	Fuel pressure sensor	F2	OE 504247741
			APS134	Fuel pressure sensor	F2	OE 46812910
			SAG080	Crankshaft sensor	B3	OE 55206561
2.0 D Multijet	99	06/06 → 10/14	SPS013	Exhaust gas pressure sensor	C2	OE 51855119
			SPA175	Coolant temperature sensor	E3	OE 55203964
			APS49	Fuel pressure sensor	F2	OE 504247741

	KW			DESCRIPTION	TYPE	
FIAT						
SEICENTO / 600 (187_)						
0.9 (187AXA, 187AXA1A)	29	11/97 → 12/08	SEN8D3	Crankshaft sensor	B3	OE 07589729
1.1 (187AXB, 187AXB1A, 187AXC1A02)	40	01/98 → 01/10	KITATS05	Air temperature sensor	A1	OE 9942901
			IPF2C	Throttle position sensors	A2	OE 71738921
			KITPF2C	Throttle position sensors	A2	OE 7076359
			PRT03/04	Intake pressure sensor	A3	OE 46531222
			KITTPRT05/2	Intake pressure sensor	A3	OE 46451792
			SAC094	Camshaft sensor	B2	OE 46786049
			SAC095	Camshaft sensor	B2	OE 46798368
			SAG268	Crankshaft sensor	B3	OE 46523738
		03/98 → 01/10	CWM02/5	Crankshaft sensor	B3	OE 46778331
			CWM02/6	Crankshaft sensor	B3	OE 46417650
		01/98 → 01/10	MWSS116	ABS sensor	D1	OE 46530204; Position: rear axle left and right
			WTS05-1	Coolant temperature sensor	E3	OE 46477022
			816001633701	Coolant temperature sensor	E3	OE 46824133
			SPA101	Coolant temperature sensor	E3	OE 4067872
			SPA104	Coolant temperature sensor	E3	OE 195321101000
SPA177	Coolant temperature sensor		E3	OE 46554621		
			SAA101	Oil pressure switches	F1	OE 46420838
SEICENTO / 600 Van (287_)						
0.9 (187AXA)	29	01/98 → 01/10	SEN8D3	Crankshaft sensor	B3	OE 07589729
SIENA (178_, 172_)						
1.2	59	09/01 → 12/09	KITLDF6T	Intake pressure sensor	A3	OE 46533518
			SAD026	Knock sensor	B1	OE 46552951
			SAC095	Camshaft sensor	B2	OE 46798368
			SAG097	Crankshaft sensor	B3	OE 46474583
			SAG188	Crankshaft sensor	B3	OE 46466696
			SAG251	Crankshaft sensor	B3	OE 9948811
			SAG285	Crankshaft sensor	B3	OE 9948812
			SPA177	Coolant temperature sensor	E3	OE 46554621
			SAA101	Oil pressure switches	F1	OE 46420838
1.2 (178CXG1AAM, 178CXG1AAP, 178CXG1AAT)	54	09/98 → 12/02	KITATS05	Air temperature sensor	A1	OE 9942901
			KITPF2C	Throttle position sensors	A2	OE 7076359
			PRT03/04	Intake pressure sensor	A3	OE 46531222
			KITTPRT05/2	Intake pressure sensor	A3	OE 46451792
			CWM02/3	Crankshaft sensor	B3	OE 46774532
			CWM02/8	Crankshaft sensor	B3	OE 46802751
			WTS05-1	Coolant temperature sensor	E3	OE 46477022
			SPA101	Coolant temperature sensor	E3	OE 4067872
			SPA104	Coolant temperature sensor	E3	OE 195321101000
			SZA105	Coolant temperature sensor	E3	OE 46753479
			SZA106	Coolant temperature sensor	E3	OE 46474599
			SZA107	Coolant temperature sensor	E3	OE 46449499
			SZA108	Coolant temperature sensor	E3	OE 46520915
			SAA101	Oil pressure switches	F1	OE 46420838
1.4	51	03/00 → 06/01	SAG067	Crankshaft sensor	B3	OE 7766252
1.4 Cat	51	05/98 → 06/01	SAG067	Crankshaft sensor	B3	OE 7766252
1.6 16V	74	09/98 → 12/09	SZA104	Coolant temperature sensor	E3	OE 46414596
STILO (192_)						
1.2 16V (192_XA1B)	59	02/02 → 11/06	KITLDF6T	Intake pressure sensor	A3	OE 46533518
			SAD026	Knock sensor	B1	OE 46552951
			SAC095	Camshaft sensor	B2	OE 46798368
			SAG097	Crankshaft sensor	B3	OE 46474583
			SAG191	Crankshaft sensor	B3	OE 46779352
			SPA177	Coolant temperature sensor	E3	OE 46554621

	kW			DESCRIPTION	TYPE	
FIAT						
STILO (192_)						
1.2 16V (192_XA1B)	59	02/02 → 11/06	SAA101	Oil pressure switches	F1	OE 46420838
1.4 16V (192AXH1B, 192BXH1B)	70	10/03 → 12/06	KITLDF6T	Intake pressure sensor	A3	OE 46533518
			SAD026	Knock sensor	B1	OE 46552951
			SAC095	Camshaft sensor	B2	OE 46798368
			SAG189	Crankshaft sensor	B3	OE 46815160
			SPA156	Coolant temperature sensor	E3	OE 55190791
			SPA177	Coolant temperature sensor	E3	OE 46554621
			SAA101	Oil pressure switches	F1	OE 46420838
1.6 16V (192_XB1A)	76	10/01 → 11/06	KITTPRT05/2	Intake pressure sensor	A3	OE 46451792
			CWM02/1	Crankshaft sensor	B3	OE 46442091
			SPA177	Coolant temperature sensor	E3	OE 46554621
			SAA101	Oil pressure switches	F1	OE 46420838
1.9 D Multijet	88	09/05 → 11/06	ATS20	Intake pressure sensor	A3	OE 504088431
			SAF001	Fuel water sensor	A4	OE 77363659
			SAC088	Camshaft sensor	B2	OE 46432103
			STS0177	Exhaust gas temperature sensor	C1	OE 55190624; Position: before soot particulate filter; Cable length: 835
			STS0225	Exhaust gas temperature sensor	C1	OE 55197011; Position: after soot particulate filter; Cable length: 1130
			SPS009	Exhaust gas pressure sensor	C2	OE 51792301
			SPA177	Coolant temperature sensor	E3	OE 46554621
			SAA101	Oil pressure switches	F1	OE 46420838
			APS49	Fuel pressure sensor	F2	OE 504247741
1.9 JTD (192_XE1A)	85	10/01 → 11/06	ATS20	Intake pressure sensor	A3	OE 504088431
			APS23	Intake pressure sensor	A3	OE 46811235
			SAC077	Camshaft sensor	B2	Without cable
			SAC088	Camshaft sensor	B2	OE 46432103; Cable length: 730
			SAG214	Crankshaft sensor	B3	OE 46806128
			STS0177	Exhaust gas temperature sensor	C1	OE 55190624; Position: before soot particulate filter; Cable length: 835
			STS0225	Exhaust gas temperature sensor	C1	OE 55197011; Position: after soot particulate filter; Cable length: 1130
			SPS009	Exhaust gas pressure sensor	C2	OE 51792301
			SPA177	Coolant temperature sensor	E3	OE 46554621
			SAA101	Oil pressure switches	F1	OE 46420838
			APS49	Fuel pressure sensor	F2	OE 504247741; Position: high pressure side; Pressure [bar] up to: 1800
			APS132	Fuel pressure sensor	F2	OE 46481638; Position: high pressure side
			APS134	Fuel pressure sensor	F2	OE 46812910; Number of poles: 3
			APS136	Fuel pressure sensor	F2	OE 61537828; Pressure [bar] up to: 1500
1.9 JTD (192_XF1A)	59	02/02 → 11/06	APS23	Intake pressure sensor	A3	OE 46811235
			SAC077	Camshaft sensor	B2	Without cable
			SAC088	Camshaft sensor	B2	OE 46432103; Cable length: 730
			SAG214	Crankshaft sensor	B3	OE 46806128
			SPS009	Exhaust gas pressure sensor	C2	OE 51792301
			SPA177	Coolant temperature sensor	E3	OE 46554621
			SAA101	Oil pressure switches	F1	OE 46420838
			APS132	Fuel pressure sensor	F2	OE 46481638; Position: high pressure side
			APS136	Fuel pressure sensor	F2	Pressure [bar] up to: 1500

	KW			DESCRIPTION	TYPE	
FIAT						
STILO (192_)						
2.4 20V (192_XD1A, 192AXD12)	125	10/01 → 04/07	SAD003	Knock sensor	B1	OE 46525288
			SAC024	Camshaft sensor	B2	OE 46520138
			SAG122	Crankshaft sensor	B3	OE 195321101900
STILO Multi Wagon (192_)						
1.6 16V	76	01/03 → 08/08	KITTPRT05/2	Intake pressure sensor	A3	OE 46451792
			CWM02/1	Crankshaft sensor	B3	OE 46442091
			SPA177	Coolant temperature sensor	E3	OE 46554621
			SAA101	Oil pressure switches	F1	OE 46420838
1.9 D Multijet	88	09/05 → 08/08	ATS20	Intake pressure sensor	A3	OE 504088431
			SAF001	Fuel water sensor	A4	OE 77363659
			SAC088	Camshaft sensor	B2	OE 46432103
			STS0177	Exhaust gas temperature sensor	C1	OE 55190624; Position: before soot particulate filter; Cable length: 835
			STS0225	Exhaust gas temperature sensor	C1	OE 55197011; Position: particulate filter; Cable length: 1130
			STS0239	Exhaust gas temperature sensor	C1	OE 51791310; Position: after soot particulate filter; Cable length: 1170
			SPS009	Exhaust gas pressure sensor	C2	OE 51792301
			SPA177	Coolant temperature sensor	E3	OE 46554621
			SAA101	Oil pressure switches	F1	OE 46420838
			APS49	Fuel pressure sensor	F2	OE 504247741
1.9 JTD	85	01/03 → 08/08	APS134	Fuel pressure sensor	F2	OE 46812910
			ATS20	Intake pressure sensor	A3	OE 504088431
			APS23	Intake pressure sensor	A3	OE 46811235
			SAC077	Camshaft sensor	B2	Without cable
			SAC088	Camshaft sensor	B2	OE 46432103; Cable length: 730
			SAG214	Crankshaft sensor	B3	OE 46806128
			STS0177	Exhaust gas temperature sensor	C1	OE 55190624; Position: before soot particulate filter; Cable length: 835
			STS0239	Exhaust gas temperature sensor	C1	OE 51791310; Position: particulate filter; Cable length: 1170
			SPS009	Exhaust gas pressure sensor	C2	OE 51792301
			SPA177	Coolant temperature sensor	E3	OE 46554621
			SAA101	Oil pressure switches	F1	OE 46420838
			APS49	Fuel pressure sensor	F2	OE 504247741; Position: high pressure side; Pressure [bar] up to: 1800
			APS132	Fuel pressure sensor	F2	OE 46481638; Position: high pressure side
APS134	Fuel pressure sensor	F2	OE 46812910; Number of poles: 3			
APS136	Fuel pressure sensor	F2	OE 61537828; Pressure [bar] up to: 1500			
STRADA Pick-up (178_)						
1.7 TD	51	06/99 → 12/06	SAC094	Camshaft sensor	B2	OE 46786049
			SAG188	Crankshaft sensor	B3	OE 46466696
			SEN8U	Crankshaft sensor	B3	OE 60808895
			WTS05-1	Coolant temperature sensor	E3	OE 46477022
			SPA104	Coolant temperature sensor	E3	OE 195321101000
			SAA101	Oil pressure switches	F1	OE 46420838
1.9 D	46	12/00 →	SAC094	Camshaft sensor	B2	OE 46786049
			SAG188	Crankshaft sensor	B3	OE 46466696
			SAG214	Crankshaft sensor	B3	OE 46806128
			SZA105	Coolant temperature sensor	E3	OE 46753479
			SAA101	Oil pressure switches	F1	OE 46420838

	kW			DESCRIPTION	TYPE	
FIAT						
TEMPRA (159_)						
1.4 i.e. (159.AA)	57	03/91 → 08/96	SEN8M	Crankshaft sensor	B3	OE 7564592
			SPA134	Coolant temperature sensor	E3	OE 7669143
1.4 i.e. (159.AC, 159.AX)	51	04/90 → 08/96	SEN8M	Crankshaft sensor	B3	OE 7564592
		03/95 → 08/96	SAG076	Crankshaft sensor	B3	OE 7756924
		04/90 → 08/96	SPA134	Coolant temperature sensor	E3	OE 7669143
1.6 (159.AD)	63	03/90 → 04/94	SEN8M	Crankshaft sensor	B3	OE 7564592
			SPA134	Coolant temperature sensor	E3	OE 7669143
1.6 (159.AS, 159.AT)	51	04/90 → 07/96	SEN8M	Crankshaft sensor	B3	OE 7564592
			SPA134	Coolant temperature sensor	E3	OE 7669143
1.6 i.e. (159.AE)	57	06/90 → 07/92	SEN8M	Crankshaft sensor	B3	OE 7564592
			SPA134	Coolant temperature sensor	E3	OE 7669143
1.6 i.e. (159.AJ)	66	06/94 → 08/96	SEN8I	Crankshaft sensor	B3	OE 46412341
			SEN8M	Crankshaft sensor	B3	OE 7564592
	63	06/94 → 08/96	SPA134	Coolant temperature sensor	E3	OE 7669143
			SEN8M	Crankshaft sensor	B3	OE 7564592
1.6 i.e. (159.AS, 159.AT)	55	06/92 → 08/96	SEN8M	Crankshaft sensor	B3	OE 7564592
		04/93 → 08/96	SAG076	Crankshaft sensor	B3	OE 7756924
		06/92 → 08/96	SPA134	Coolant temperature sensor	E3	OE 7669143
1.8 i.e. (159.AN)	77	03/92 → 08/96	SEN8I	Crankshaft sensor	B3	OE 46412341
			SPA134	Coolant temperature sensor	E3	OE 7669143
			SZA103	Coolant temperature sensor	E3	OE 46477022
	81	01/92 → 08/96	SEN8D	Crankshaft sensor	B3	OE 4460206
		03/90 → 08/96	SPA134	Coolant temperature sensor	E3	OE 7669143
		01/92 → 08/96	SZA103	Coolant temperature sensor	E3	OE 46477022
1.8 i.e. (159.AV)	76	09/93 → 08/96	SEN8I3	Crankshaft sensor	B3	OE 07733001
			SPA134	Coolant temperature sensor	E3	OE 7669143
			SZA103	Coolant temperature sensor	E3	OE 46477022
1.8 i.e. (159.AZ)	66	09/93 → 08/96	SEN8I3	Crankshaft sensor	B3	OE 07733001
			SPA134	Coolant temperature sensor	E3	OE 7669143
1.8 i.e. (159.BY)	74	10/94 → 08/96	SEN8I3	Crankshaft sensor	B3	OE 07733001
			SPA134	Coolant temperature sensor	E3	OE 7669143
			SZA103	Coolant temperature sensor	E3	OE 46477022
1.9 D (159.AG)	48	07/91 → 08/96	SPA134	Coolant temperature sensor	E3	OE 7669143
1.9 TD (159.AQ)	59	07/92 → 08/96	SPA134	Coolant temperature sensor	E3	OE 7669143
1.9 TD (159.CU, 159.AU, 159.AI, 159.BI)	66	05/90 → 08/96	SPA134	Coolant temperature sensor	E3	OE 7669143
2.0 i.e. (159.AP)	83	10/90 → 09/96	SEN8I	Crankshaft sensor	B3	OE 46412341
			SPA134	Coolant temperature sensor	E3	OE 7669143
		01/93 → 09/96	SZA103	Coolant temperature sensor	E3	OE 46477022
TEMPRA S.W. (159_)						
1.4 i.e. (159.AC)	57	03/91 → 08/96	SEN8M	Crankshaft sensor	B3	OE 7564592
			SPA134	Coolant temperature sensor	E3	OE 7669143
1.4 i.e. (159.AC, 159.AX)	51	10/92 → 08/96	SEN8M	Crankshaft sensor	B3	OE 7564592
		03/95 → 08/96	SAG076	Crankshaft sensor	B3	OE 7756924
		10/92 → 08/96	SPA134	Coolant temperature sensor	E3	OE 7669143
1.6	63	12/90 → 04/93	SEN8M	Crankshaft sensor	B3	OE 7564592
			SPA134	Coolant temperature sensor	E3	OE 7669143
1.6 i.e. (159.AE)	57	10/90 → 08/96	SEN8M	Crankshaft sensor	B3	OE 7564592
			SPA134	Coolant temperature sensor	E3	OE 7669143
1.6 i.e. (159.AJ)	66	06/94 → 08/96	SEN8I	Crankshaft sensor	B3	OE 46412341
			SEN8M	Crankshaft sensor	B3	OE 7564592
			SPA134	Coolant temperature sensor	E3	OE 7669143
1.6 i.e. (159.AS, 159.AT)	55	10/92 → 08/96	SEN8M	Crankshaft sensor	B3	OE 7564592
		04/93 → 08/96	SAG076	Crankshaft sensor	B3	OE 7756924

	KW			DESCRIPTION	TYPE	
FIAT						
TEMPRA S.W. (159_)						
1.6 i.e. (159.AS, 159.AT)	55	10/92 → 08/96	SPA134	Coolant temperature sensor	E3	OE 7669143
1.8 i.e. (159.AN)	77	03/92 → 12/93	SEN8I	Crankshaft sensor	B3	OE 46412341
			SPA134	Coolant temperature sensor	E3	OE 7669143
			SZA103	Coolant temperature sensor	E3	OE 46477022
	81	01/92 → 08/96	SEN8D	Crankshaft sensor	B3	OE 4460206
			03/90 → 08/96	SPA134	Coolant temperature sensor	E3
01/92 → 08/96	SZA103	Coolant temperature sensor	E3	OE 46477022		
1.8 i.e. (159.AV)	76	09/93 → 08/96	SEN8I3	Crankshaft sensor	B3	OE 07733001
			SPA134	Coolant temperature sensor	E3	OE 7669143
			SZA103	Coolant temperature sensor	E3	OE 46477022
1.8 i.e. (159.AZ)	66	09/93 → 08/96	SEN8I3	Crankshaft sensor	B3	OE 07733001
			SPA134	Coolant temperature sensor	E3	OE 7669143
1.8 i.e. (159.BY)	74	10/94 → 08/96	SEN8I3	Crankshaft sensor	B3	OE 07733001
			SPA134	Coolant temperature sensor	E3	OE 7669143
			SZA103	Coolant temperature sensor	E3	OE 46477022
1.9 D (159.AG)	48	07/91 → 08/96	SPA134	Coolant temperature sensor	E3	OE 7669143
1.9 TD (159.AI, 159.BI, 159.CU, 159.AU)	66	07/91 → 02/95	SPA134	Coolant temperature sensor	E3	OE 7669143
1.9 TD (159.AQ)	59	03/92 → 06/93	SPA134	Coolant temperature sensor	E3	OE 7669143
2.0 i.e. (159.AP)	83	01/91 → 03/95	SEN8I	Crankshaft sensor	B3	OE 46412341
			SPA134	Coolant temperature sensor	E3	OE 7669143
2.0 i.e. 4x4 (159.AP)	83	03/92 → 03/95	SEN8I	Crankshaft sensor	B3	OE 46412341
			SPA134	Coolant temperature sensor	E3	OE 7669143
			SZA103	Coolant temperature sensor	E3	OE 46477022
TIPO (160_)						
1.1 (160.AA)	41	01/88 → 10/91	SPA134	Coolant temperature sensor	E3	OE 7669143
1.4 (160.AC)	52	07/87 → 12/89	SEN8M	Crankshaft sensor	B3	OE 7564592
			SPA134	Coolant temperature sensor	E3	OE 7669143
1.4 i.e.	57	05/89 → 04/95	SEN8M	Crankshaft sensor	B3	OE 7564592
			SPA134	Coolant temperature sensor	E3	OE 7669143
1.4 i.e. (160.AP, 160.AD, 160.EA)	51	05/89 → 04/95	SEN8M	Crankshaft sensor	B3	OE 7564592
		10/93 → 04/95	SAG076	Crankshaft sensor	B3	OE 7756924
		05/89 → 04/95	SPA134	Coolant temperature sensor	E3	OE 7669143
1.6	56	03/93 → 10/95	SAG076	Crankshaft sensor	B3	OE 7756924
			SPA134	Coolant temperature sensor	E3	OE 7669143
1.6 (160.AE)	61	01/88 → 10/91	SEN8M	Crankshaft sensor	B3	OE 7564592
			SPA134	Coolant temperature sensor	E3	OE 7669143
1.6 i.e.	66	02/88 → 05/91	SEN8M	Crankshaft sensor	B3	OE 7564592
			SPA134	Coolant temperature sensor	E3	OE 7669143
1.6 i.e. (160.A1, 160.EC, 160.EB)	55	10/92 → 04/95	SEN8M	Crankshaft sensor	B3	OE 7564592
		03/93 → 04/95	SAG076	Crankshaft sensor	B3	OE 7756924
		10/92 → 04/95	SPA134	Coolant temperature sensor	E3	OE 7669143
1.6 i.e. (160.AF)	57	07/90 → 01/93	SEN8M	Crankshaft sensor	B3	OE 7564592
			SPA134	Coolant temperature sensor	E3	OE 7669143
1.7 D (160.AG)	43	01/88 → 10/94	SPA052	Coolant temperature sensor	E3	OE 7591297
			SPA134	Coolant temperature sensor	E3	OE 7669143
1.8 i.e	71	03/93 → 04/95	SEN8I3	Crankshaft sensor	B3	OE 07733001
			SPA134	Coolant temperature sensor	E3	OE 7669143
	66	09/93 → 04/95	SEN8I3	Crankshaft sensor	B3	OE 07733001
			SPA134	Coolant temperature sensor	E3	OE 7669143
			SZA103	Coolant temperature sensor	E3	OE 46477022
	81	10/90 → 06/93	SEN8I	Crankshaft sensor	B3	OE 46412341
			SPA134	Coolant temperature sensor	E3	OE 7669143

	kW			DESCRIPTION	TYPE	
FIAT						
TIPO (160_)						
1.8 i.e. (160.AY)	77	10/90 → 06/93	SEN8I	Crankshaft sensor	B3	OE 46412341
			SPA134	Coolant temperature sensor	E3	OE 7669143
		01/92 → 06/93	SZA103	Coolant temperature sensor	E3	OE 46477022
1.8 i.e. (160.ED)	76	04/93 → 04/95	SEN8I3	Crankshaft sensor	B3	OE 07733001
			SPA134	Coolant temperature sensor	E3	OE 7669143
			SZA103	Coolant temperature sensor	E3	OE 46477022
1.8 i.e. (160.EQ, 160.AM)	74	10/94 → 10/95	SEN8I3	Crankshaft sensor	B3	OE 07733001
			SPA134	Coolant temperature sensor	E3	OE 7669143
			SZA103	Coolant temperature sensor	E3	OE 46477022
1.8 i.e. 16V Sport	100	11/89 → 06/92	SEN8I	Crankshaft sensor	B3	OE 46412341
			SPA134	Coolant temperature sensor	E3	OE 7669143
1.9 D	48	07/91 → 08/95	SPA052	Coolant temperature sensor	E3	OE 7591297
2.0 16V (160.AV)	107	07/91 → 04/95	SPA134	Coolant temperature sensor	E3	OE 7669143
			SZA103	Coolant temperature sensor	E3	OE 46477022
2.0 i.e. (160.AJ)	80	06/90 → 03/92	SEN8I	Crankshaft sensor	B3	OE 46412341
			SPA134	Coolant temperature sensor	E3	OE 7669143
2.0 i.e. (160.AT, 160.AJ)	83	03/90 → 04/95	SEN8I	Crankshaft sensor	B3	OE 46412341
		01/93 → 04/95	SZA103	Coolant temperature sensor	E3	OE 46477022
2.0 i.e. 16V Sport (160.EF)	102	03/93 → 04/95	SEN8I	Crankshaft sensor	B3	OE 46412341
			SZA103	Coolant temperature sensor	E3	OE 46477022
TIPO 2 volumi /Coda spiovente (356_)						
1.3 D (356HXH1A)	70	03/16 →	SPS013	Exhaust gas pressure sensor	C2	OE 51855119
1.6 D (356HXG1B, 356HXG11)	88	03/16 →	APS97	Intake pressure sensor	A3	OE 504073323
			SAG080	Crankshaft sensor	B3	OE 55206561
			SPS013	Exhaust gas pressure sensor	C2	OE 51855119
TIPO Station wagon (356_)						
1.6 D (356WXG1B)	88	03/16 →	APS97	Intake pressure sensor	A3	OE 504073323
			SAG080	Crankshaft sensor	B3	OE 55206561
			SPS013	Exhaust gas pressure sensor	C2	OE 51855119
TIPO Tre volumi (356_)						
1.4 (356SXA1B)	70	10/15 →	KITLDF6T	Intake pressure sensor	A3	OE 46533518
			SAD026	Knock sensor	B1	OE 46552951
			SAC095	Camshaft sensor	B2	OE 46798368
			SAG189	Crankshaft sensor	B3	OE 46815160
ULYSSE (179_)						
2.0 JTD	80	08/02 → 08/06	APS35	Intake pressure sensor	A3	OE 9631716680
			SAC096	Camshaft sensor	B2	OE 9628559880
			SAG280	Crankshaft sensor	B3	OE 7700100008
			SPA107	Coolant temperature sensor	E3	OE 9628454680
			SPA167	Coolant temperature sensor	E3	OE 9631000880
			SPA172	Coolant temperature sensor	E3	OE 9632562080
			SA A118	Oil pressure switches	F1	OE 9631846480
2.2 JTD	94	08/02 → 08/06	APS35	Intake pressure sensor	A3	OE 9631716680
		06/03 → 08/06	APS112	Intake pressure sensor	A3	OE 9642789980
		08/02 → 08/06	SAC096	Camshaft sensor	B2	OE 9628559880
			SAG167	Crankshaft sensor	B3	OE 9664387280
			SPA107	Coolant temperature sensor	E3	OE 9628454680
			SPA172	Coolant temperature sensor	E3	OE 9632562080
			SA A118	Oil pressure switches	F1	OE 9631846480
3.0	150	08/02 → 06/11	SAD008	Knock sensor	B1	OE 9621334480
ULYSSE (220_)						
1.8 (220.BB5)	73	05/97 → 08/02	PRT03E/04	Intake pressure sensor	A3	OE 71755054
2.0 (220.AC5)	89	06/94 → 08/02	PF90/018	Throttle position sensors	A2	OE 71755059
			PRT03E/04	Intake pressure sensor	A3	OE 71755054
			SAD008	Knock sensor	B1	OE 9621334480

	KW			DESCRIPTION	TYPE	
FIAT						
ULYSSE (220_)						
2.0 16V	97	05/98 → 09/00	SAD008	Knock sensor	B1	OE 9621334480
2.0 Turbo (220.AD5)	108	06/94 → 08/02	SAD008	Knock sensor	B1	OE 9621334480
UNO (146_)						
1.0	31	06/89 → 02/92	SEN8D	Crankshaft sensor	B3	OE 4460206
1.3 Turbo i.e.	73	01/87 → 12/87	SEN8D	Crankshaft sensor	B3	OE 4460206
			SPA134	Coolant temperature sensor	E3	OE 7669143
	77	04/85 → 08/89	SEN8D	Crankshaft sensor	B3	OE 4460206
			SPA134	Coolant temperature sensor	E3	OE 7669143
74	09/89 → 03/91	SEN8D	Crankshaft sensor	B3	OE 4460206	
		SPA134	Coolant temperature sensor	E3	OE 7669143	
		SEN8D	Crankshaft sensor	B3	OE 4460206	
		SEN8M	Crankshaft sensor	B3	OE 7564592	
1.4 Turbo i.e.	82	09/89 → 09/93	SEN8K	Crankshaft sensor	B3	OE 7679221
			SPA134	Coolant temperature sensor	E3	OE 7669143
			SEN8D	Crankshaft sensor	B3	OE 4460206
			SEN8M	Crankshaft sensor	B3	OE 7564592
87	12/89 → 12/96	SEN8K	Crankshaft sensor	B3	OE 7679221	
		SPA134	Coolant temperature sensor	E3	OE 7669143	
		SEN8D	Crankshaft sensor	B3	OE 4460206	
		SEN8M	Crankshaft sensor	B3	OE 7564592	
1.6 R	66	12/92 → 12/95	ATS11	Air temperature sensor	A1	OE 7686599
			APS29	Intake pressure sensor	A3	OE 7529274
			SAD009	Knock sensor	B1	OE 60592752
			SPA129	Coolant temperature sensor	E3	OE 195051110100
1.9 D	44	09/89 → 03/94	SPA052	Coolant temperature sensor	E3	OE 7591297
45 0.9	33	03/83 → 09/92	SEN8D	Crankshaft sensor	B3	OE 4460206
			SAA107	Oil pressure switches	F1	OE 4151243
45 i.e. 1.0 (146E, 146A)	33	10/84 → 10/95	SPA134	Coolant temperature sensor	E3	OE 7669143
60 Diesel 1.7	44	07/86 → 08/89	SPA052	Coolant temperature sensor	E3	OE 7591297
60 Diesel 1.7 (146E)	42	09/89 → 12/93	SPA052	Coolant temperature sensor	E3	OE 7591297
70 i.e. 1.4	51	09/89 → 07/96	SEN8M	Crankshaft sensor	B3	OE 7564592
			SEN8K	Crankshaft sensor	B3	OE 7679221
			SPA134	Coolant temperature sensor	E3	OE 7669143
			SEN8M	Crankshaft sensor	B3	OE 7564592
53	09/89 → 12/93	SEN8K	Crankshaft sensor	B3	OE 7679221	
		SPA134	Coolant temperature sensor	E3	OE 7669143	
		SEN8M	Crankshaft sensor	B3	OE 7564592	
70 S 1.4	52	10/88 → 06/06	SPA134	Coolant temperature sensor	E3	OE 7669143
			SEN8M	Crankshaft sensor	B3	OE 7564592
75 i.e. 1.5	55	10/85 → 12/93	SEN8D	Crankshaft sensor	B3	OE 4460206
			SPA131	Coolant temperature sensor	E3	OE 119111101000
			SPA134	Coolant temperature sensor	E3	OE 7669143

FORD						
B-MAX (JK)						
1.0 EcoBoost	74	10/12 →	ATS20	Intake pressure sensor	A3	OE 1448387
			APS106	Intake pressure sensor	A3	OE 1682141
		10/12 → 01/13	MWSS109	ABS sensor	D1	OE 1516502; Position: front axle left and right
			SPA179	Coolant temperature sensor	E3	OE 1109340
		10/12 →	SAA115	Oil pressure switches	F1	OE 1116647
			APS126	Fuel pressure sensor	F2	OE 1729436
	92	10/12 →	ATS20	Intake pressure sensor	A3	OE 1448387
			APS106	Intake pressure sensor	A3	OE 1682141
		10/12 → 01/13	MWSS109	ABS sensor	D1	OE 1516502; Position: front axle left and right
			SPA179	Coolant temperature sensor	E3	OE 1109340
		10/12 →	SAA115	Oil pressure switches	F1	OE 1116647
			APS126	Fuel pressure sensor	F2	OE 1729436

	KW			DESCRIPTION	TYPE	
FORD						
B-MAX (JK)						
1.4	66	10/12 →	APS79	Intake pressure sensor	A3	OE 1516717
			SAD038	Knock sensor	B1	OE 1068159
		10/12 → 01/13	MWSS109	ABS sensor	D1	OE 1516502; Position: front axle left and right
			SPA179	Coolant temperature sensor	E3	OE 1109340
1.4 LPG	66	08/13 →	SAA115	Oil pressure switches	F1	OE 1116647
			APS79	Intake pressure sensor	A3	OE 1516717
			SPA179	Coolant temperature sensor	E3	OE 1109340
1.5 TDCi	55	10/12 →	SAA115	Oil pressure switches	F1	OE 1116647
			ATS22	Air temperature sensor	A1	OE 1251249
		SAC099	Camshaft sensor	B2	OE 1685774	
		SAC124	Camshaft sensor	B2	OE 1866401	
	10/12 → 01/13	MWSS109	ABS sensor	D1	OE 1516502; Position: front axle left and right	
70	04/15 →	SPA172	Coolant temperature sensor	E3	OE 1204700	
1.6 TDCi	70	10/12 →	SAC124	Camshaft sensor	B2	OE 1866401
			ATS22	Air temperature sensor	A1	OE 1251249
			APS123	Intake pressure sensor	A3	OE 1683949
			SAC099	Camshaft sensor	B2	OE 1685774
		10/12 → 01/13	SAG109	Crankshaft sensor	B3	OE 1690470
10/12 →	MWSS109	ABS sensor	D1	OE 1516502; Position: front axle left and right		
1.6 Ti	77	10/12 →	SPA172	Coolant temperature sensor	E3	OE 1204700
			SAD038	Knock sensor	B1	OE 1068159
		10/12 → 01/13	SAC092	Camshaft sensor	B2	OE 1319158
			MWSS109	ABS sensor	D1	OE 1516502; Position: front axle left and right
10/12 →	SPA179	Coolant temperature sensor	E3	OE 1109340		
			SAA115	Oil pressure switches	F1	OE 1116647
C-MAX (DM2)						
1.6	74	02/07 → 09/10	APS13	Intake pressure sensor	A3	OE 1141598
			SAD038	Knock sensor	B1	OE 1068159
			SAC004	Camshaft sensor	B2	OE 1111037
			SAC008	Camshaft sensor	B2	OE 3043996
			SAC009	Camshaft sensor	B2	OE 3043998
			SAG008	Crankshaft sensor	B3	OE 1110834
			SAG171	Crankshaft sensor	B3	OE 1048905
			MWSS045	ABS sensor	D1	OE 1223620; Position: front axle left and right
			MWSS046	ABS sensor	D1	OE 1223622; Position: rear axle left and right
			MWSS049	ABS sensor	D1	OE 1356184; Position: front axle left and right
			SPA170	Coolant temperature sensor	E3	OE 1L2412A648BA
1.6 TDCi	66	02/07 → 09/10	SPA179	Coolant temperature sensor	E3	OE 1109340
			SAA115	Oil pressure switches	F1	OE 1116647
			ATS22	Air temperature sensor	A1	OE 1251249
			APS38	Intake pressure sensor	A3	OE 1231463
			SAC008	Camshaft sensor	B2	OE 3043996
			SAC009	Camshaft sensor	B2	OE 3043998
			SAC096	Camshaft sensor	B2	OE 1229954
			SAG167	Crankshaft sensor	B3	OE 1517990
SPS006	Exhaust gas pressure sensor	C2	OE 1315684			
MWSS045	ABS sensor	D1	OE 1223620; Position: front axle left and right			

			KW			DESCRIPTION	TYPE	
FORD								
C-MAX (DM2)								
1.6 TDCi	66	02/07 → 09/10	MWSS046	ABS sensor	D1	OE 1223622; Position: rear axle left and right		
			MWSS049	ABS sensor	D1	OE 1356184; Position: front axle left and right		
			SPA172	Coolant temperature sensor	E3	OE 1204700		
			SAA118	Oil pressure switches	F1	OE 1145966		
	80	02/07 → 09/10	ATS22	Air temperature sensor	A1	OE 1251249		
			APS38	Intake pressure sensor	A3	OE 1231463		
			SAC008	Camshaft sensor	B2	OE 3043996		
			SAC009	Camshaft sensor	B2	OE 3043998		
			SAC096	Camshaft sensor	B2	OE 1229954		
			SAG167	Crankshaft sensor	B3	OE 1517990		
			SAG171	Crankshaft sensor	B3	OE 1048905		
			SPO006	Exhaust gas pressure sensor	C2	OE 1315684		
			MWSS045	ABS sensor	D1	OE 1223620; Position: front axle left and right		
			MWSS046	ABS sensor	D1	OE 1223622; Position: rear axle left and right		
			MWSS049	ABS sensor	D1	OE 1356184; Position: front axle left and right		
			SPA172	Coolant temperature sensor	E3	OE 1204700		
SAA118	Oil pressure switches	F1	OE 1145966					
1.8	92	02/07 → 09/10	APS19	Intake pressure sensor	A3	OE 1119939		
			SAD036	Knock sensor	B1	OE 1119941		
			SAC001	Camshaft sensor	B2	OE 1119942		
			SAC008	Camshaft sensor	B2	OE 3043996		
			SAC009	Camshaft sensor	B2	OE 3043998		
			SAG016	Camshaft sensor	B2	OE 1119150		
			MWSS045	ABS sensor	D1	OE 1223620; Position: front axle left and right		
			MWSS046	ABS sensor	D1	OE 1223622; Position: rear axle left and right		
			MWSS049	ABS sensor	D1	OE 1356184; Position: front axle left and right		
			SPA116	Fuel temperature sensor	E2	OE 1047284		
			SPA179	Coolant temperature sensor	E3	OE 1109340		
SAA115	Oil pressure switches	F1	OE 1116647					
1.8 TDCi	85	02/07 → 09/10	ATS22	Air temperature sensor	A1	OE 1251249		
			APS78	Intake pressure sensor	A3	OE 1352477		
			SAD041	Knock sensor	B1	OE 1357496		
			SAC008	Camshaft sensor	B2	OE 3043996		
			SAC009	Camshaft sensor	B2	OE 3043998		
			SAC074	Camshaft sensor	B2	OE 1132377		
			SAG001	Crankshaft sensor	B3	OE 1131913		
			MWSS045	ABS sensor	D1	OE 1223620; Position: front axle left and right		
			MWSS046	ABS sensor	D1	OE 1223622; Position: rear axle left and right		
			MWSS049	ABS sensor	D1	OE 1356184; Position: front axle left and right		
			SPA158	Coolant temperature sensor	E3	OE 1079267		
SAA115	Oil pressure switches	F1	OE 1116647					
2.0	107	02/07 → 09/10	APS19	Intake pressure sensor	A3	OE 1119939		
			SAD036	Knock sensor	B1	OE 1119941		
			SAC001	Camshaft sensor	B2	OE 1119942		

	kW			DESCRIPTION	TYPE	
FORD						
C-MAX (DM2)						
2.0	107	02/07 → 09/10	SAC008	Camshaft sensor	B2	OE 3043996
			SAC009	Camshaft sensor	B2	OE 3043998
			SAG016	Camshaft sensor	B2	OE 1119150
			SAG171	Crankshaft sensor	B3	OE 1048905
			MWSS045	ABS sensor	D1	OE 1223620; Position: front axle left and right
			MWSS046	ABS sensor	D1	OE 1223622; Position: rear axle left and right
			MWSS049	ABS sensor	D1	OE 1356184; Position: front axle left and right
			SPA116	Fuel temperature sensor	E2	OE 1047284
			SPA179	Coolant temperature sensor	E3	OE 1109340
			SAA115	Oil pressure switches	F1	OE 1116647
2.0 TDCi	100	02/07 → 09/10	ATS22	Air temperature sensor	A1	OE 1251249
			APS38	Intake pressure sensor	A3	OE 1231463
			SAC008	Camshaft sensor	B2	OE 3043996
			SAC009	Camshaft sensor	B2	OE 3043998
			SAC096	Camshaft sensor	B2	OE 1229954
			SAG169	Crankshaft sensor	B3	OE 1231925
			SAG171	Crankshaft sensor	B3	OE 1048905
			SPS006	Exhaust gas pressure sensor	C2	OE 1315684
			MWSS045	ABS sensor	D1	OE 1223620; Position: front axle left and right
			MWSS046	ABS sensor	D1	OE 1223622; Position: rear axle left and right
			MWSS049	ABS sensor	D1	OE 1356184; Position: front axle left and right
			SPA172	Coolant temperature sensor	E3	OE 1204700
			SAA118	Oil pressure switches	F1	OE 1145966
			C-MAX II (DXA/CB7, DXA/CEU)			
1.0 EcoBoost	74	10/12 →	ATS20	Intake pressure sensor	A3	OE 1448387
			APS106	Intake pressure sensor	A3	OE 1682141
			MWSS046	ABS sensor	D1	OE 1223622; Position: rear axle left and right
			MWSS130	ABS sensor	D1	OE 1690865; Position: front axle left and right
			MWSS132	ABS sensor	D1	OE 13042888; Position: rear axle left and right
			SPA179	Coolant temperature sensor	E3	OE 1109340
			SAA115	Oil pressure switches	F1	OE 1116647
	92	10/12 →	APS126	Fuel pressure sensor	F2	OE 1729436
			ATS20	Intake pressure sensor	A3	OE 1448387
			APS106	Intake pressure sensor	A3	OE 1682141
			MWSS046	ABS sensor	D1	OE 1223622; Position: rear axle left and right
			MWSS130	ABS sensor	D1	OE 1690865; Position: front axle left and right
			MWSS132	ABS sensor	D1	OE 13042888; Position: rear axle left and right
			SPA179	Coolant temperature sensor	E3	OE 1109340
1.5 EcoBoost	110	03/15 →	SAA115	Oil pressure switches	F1	OE 1116647
			APS126	Fuel pressure sensor	F2	OE 1729436
1.5 EcoBoost	110	03/15 →	ATS20	Intake pressure sensor	A3	OE 1448387
			MWSS046	ABS sensor	D1	OE 1223622; Position: rear axle left and right

	KW			DESCRIPTION	TYPE	
FORD						
C-MAX II (DXA/CB7, DXA/CEU)						
1.5 EcoBoost	110	03/15 →	MWSS130	ABS sensor	D1	OE 1690865; Position: front axle left and right
			MWSS132	ABS sensor	D1	OE 13042888; Position: rear axle left and right
			SPA179	Coolant temperature sensor	E3	OE 1109340
1.5 TDCi	88	03/15 →	SAC124	Camshaft sensor	B2	OE 1866401
			MWSS046	ABS sensor	D1	OE 1223622; Position: rear axle left and right
			MWSS130	ABS sensor	D1	OE 1690865; Position: front axle left and right
1.6 EcoBoost	110	12/10 →	ATS20	Intake pressure sensor	A3	OE 1448387
			APS106	Intake pressure sensor	A3	OE 1682141
			SAD038	Knock sensor	B1	OE 1068159
		01/11 →	MWSS045	ABS sensor	D1	OE 1223620; Position: front axle left and right
			MWSS046	ABS sensor	D1	OE 1223622; Position: rear axle left and right
			MWSS130	ABS sensor	D1	OE 1690865; Position: front axle left and right
		12/10 →	MWSS132	ABS sensor	D1	OE 13042888; Position: rear axle left and right
			SPA179	Coolant temperature sensor	E3	OE 1109340
			APS126	Fuel pressure sensor	F2	OE 1729436
1.6 LPG	88	02/12 →	APS13	Intake pressure sensor	A3	OE 1141598
			SAD038	Knock sensor	B1	OE 1068159
			SAC092	Camshaft sensor	B2	OE 1319158
			MWSS046	ABS sensor	D1	OE 1223622; Position: rear axle left and right
			MWSS130	ABS sensor	D1	OE 1690865; Position: front axle left and right
			MWSS132	ABS sensor	D1	OE 13042888; Position: rear axle left and right
			SPA179	Coolant temperature sensor	E3	OE 1109340
1.6 TDCi	70	12/10 →	APS123	Intake pressure sensor	A3	OE 1683949
			SAC099	Camshaft sensor	B2	OE 1685774
			SAG109	Crankshaft sensor	B3	OE 1690470
		MWSS045	ABS sensor	D1	OE 1223620; Position: front axle left and right	
		MWSS046	ABS sensor	D1	OE 1223622; Position: rear axle left and right	
		01/11 →	MWSS130	ABS sensor	D1	OE 1690865; Position: front axle left and right
	MWSS132		ABS sensor	D1	OE 13042888; Position: rear axle left and right	
	85	12/10 →	SPA172	Coolant temperature sensor	E3	OE 1204700
			APS123	Intake pressure sensor	A3	OE 1683949
			SAC099	Camshaft sensor	B2	OE 1685774
			SAG109	Crankshaft sensor	B3	OE 1690470
SAG167			Crankshaft sensor	B3	OE 1517990	
MWSS045	ABS sensor	D1	OE 1223620; Position: front axle left and right			
MWSS046	ABS sensor	D1	OE 1223622; Position: rear axle left and right			

	kW			DESCRIPTION	TYPE	
FORD						
C-MAX II (DXA/CB7, DXA/CEU)						
1.6 TDCi	85	01/11 →	MWSS130	ABS sensor	D1	OE 1690865; Position: front axle left and right
			MWSS132	ABS sensor	D1	OE 13042888; Position: rear axle left and right
		12/10 →	SPA172	Coolant temperature sensor	E3	OE 1204700
1.6 Ti	92	12/10 →	SAD038	Knock sensor	B1	OE 1068159
			SAC092	Camshaft sensor	B2	OE 1319158
			MWSS045	ABS sensor	D1	OE 1223620; Position: front axle left and right
		MWSS046	ABS sensor	D1	OE 1223622; Position: rear axle left and right	
		01/11 →	MWSS130	ABS sensor	D1	OE 1690865; Position: front axle left and right
			MWSS132	ABS sensor	D1	OE 13042888; Position: rear axle left and right
	12/10 →	SPA179	Coolant temperature sensor	E3	OE 1109340	
	77	12/10 →	SAD038	Knock sensor	B1	OE 1068159
			SAC092	Camshaft sensor	B2	OE 1319158
			MWSS045	ABS sensor	D1	OE 1223620; Position: front axle left and right
		MWSS046	ABS sensor	D1	OE 1223622; Position: rear axle left and right	
		01/11 →	MWSS130	ABS sensor	D1	OE 1690865; Position: front axle left and right
MWSS132			ABS sensor	D1	OE 13042888; Position: rear axle left and right	
12/10 →	SPA179	Coolant temperature sensor	E3	OE 1109340		
2.0 TDCi	103	04/10 →	APS123	Intake pressure sensor	A3	OE 1683949
			SAC096	Camshaft sensor	B2	OE 1229954
			MWSS046	ABS sensor	D1	OE 1223622; Position: rear axle left and right
			MWSS130	ABS sensor	D1	OE 1690865; Position: front axle left and right
			MWSS132	ABS sensor	D1	OE 13042888; Position: rear axle left and right
			SPA172	Coolant temperature sensor	E3	OE 1204700
COUGAR (EC.)						
2.5 ST 200	151	01/00 → 12/01	SAC098	Camshaft sensor	B2	OE 1F1E62B288AA
			SAG003	Crankshaft sensor	B3	OE 1S7E6C315BA
2.5 V6 24V	125	08/98 → 12/01	SAC098	Camshaft sensor	B2	OE 1F1E62B288AA
			SAG003	Crankshaft sensor	B3	OE 1S7E6C315BA
		06/00 → 12/01	SAC098	Camshaft sensor	B2	OE 1F1E62B288AA
			SAG003	Crankshaft sensor	B3	OE 1S7E6C315BA
COURIER Furgonato (F3L, F5L)						
1.3	44	09/91 → 02/96	APS16	Intake pressure sensor	A3	OE 1648138
			SAG005	Crankshaft sensor	B3	OE 6164900
			SPA151	Coolant temperature sensor	E3	OE 1626262
1.8 D	44	09/91 → 02/96	SAG177	Crankshaft sensor	B3	OE 6193226
			SPA151	Coolant temperature sensor	E3	OE 1626262
COURIER Furgonato (J5, J3)						
1.3	44	02/96 → 08/03	APS17	Intake pressure sensor	A3	OE 1086439
1.4 i	66	04/96 → 10/99	APS16	Intake pressure sensor	A3	OE 1648138
			APS18	Intake pressure sensor	A3	OE 1110963
			SAG005	Crankshaft sensor	B3	OE 6164900





	KW			DESCRIPTION	TYPE		
FORD							
ECOSPORT							
1.0 EcoBoost	92	10/13 →	ATS20	Intake pressure sensor	A3	OE 1448387	
			APS106	Intake pressure sensor	A3	OE 1682141	
			MWSS110	ABS sensor	D1	OE 1514205; Position: rear axle left and right	
			SPA179	Coolant temperature sensor	E3	OE 1109340	
			APS126	Fuel pressure sensor	F2	OE 1729436	
1.5 TDCi	66	10/13 →	APS123	Intake pressure sensor	A3	OE 1683949	
			SAC099	Camshaft sensor	B2	OE 1685774	
			MWSS110	ABS sensor	D1	OE 1514205; Position: rear axle left and right	
	70	05/15 →	APS123	Intake pressure sensor	A3	OE 1683949	
			SAC124	Camshaft sensor	B2	OE 1866401	
		06/15 →	MWSS110	ABS sensor	D1	OE 1514205; Position: rear axle left and right	
			SPA172	Coolant temperature sensor	E3	OE 1204700	
1.5 Ti	82	10/13 →	SAC092	Camshaft sensor	B2	OE 1319158	
			MWSS110	ABS sensor	D1	OE 1514205; Position: rear axle left and right	
			SPA179	Coolant temperature sensor	E3	OE 1109340	
ESCORT '86 Express (AVF)							
1.1	37	05/86 → 07/90	SAG005	Crankshaft sensor	B3	OE 6164900	
1.3	46	07/88 → 07/90	SAG005	Crankshaft sensor	B3	OE 6164900	
	44	02/86 → 07/90	SAG005	Crankshaft sensor	B3	OE 6164900	
1.4 i	54	02/86 → 07/90	SAG004	Crankshaft sensor	B3	OE 6502252	
1.6	60	02/86 → 07/90	SAG004	Crankshaft sensor	B3	OE 6502252	
1.8 D	44	07/88 → 07/90	SPA151	Coolant temperature sensor	E3	OE 1626262	
ESCORT '91 Express (AVF)							
1.3	46	07/90 → 12/94	APS16	Intake pressure sensor	A3	OE 1648138	
			SAG005	Crankshaft sensor	B3	OE 6164900	
			SPA151	Coolant temperature sensor	E3	OE 1626262	
1.4	52	07/90 → 12/94	APS16	Intake pressure sensor	A3	OE 1648138	
			SAG005	Crankshaft sensor	B3	OE 6164900	
			SAG177	Crankshaft sensor	B3	OE 6193226	
			SPA151	Coolant temperature sensor	E3	OE 1626262	
1.8 D	44	07/90 → 12/94	SPA151	Coolant temperature sensor	E3	OE 1626262	
ESCORT '95 Furgonato (AVL)							
1.4	54	01/95 → 08/00	APS16	Intake pressure sensor	A3	OE 1648138	
			SAG005	Crankshaft sensor	B3	OE 6164900	
			SPA151	Coolant temperature sensor	E3	OE 1626262	
ESCORT CLASSIC (AAL, ABL)							
1.6 16V	66	10/98 → 07/00	ATS24	Air temperature sensor	A1	OE 1117860	
			SVF005	Throttle position sensors	A2	OE 1001591	
			SVF006	Throttle position sensors	A2	OE 1027893	
			SAC002	Camshaft sensor	B2	OE 6602999	
			SAG006	Crankshaft sensor	B3	OE 6602998	
			SAG176	Crankshaft sensor	B3	OE 1143943	
		10/98 → 02/99	MWSS042	ABS sensor	D1	OE 1011346; Position: front axle left and right	
			10/98 → 07/00	MWSS044	ABS sensor	D1	OE 1011795; Position: rear axle left and right
				SPA116	Fuel temperature sensor	E2	OE 1047284
				SAA112	Oil pressure switches	F1	OE 0409160
1.8 TD	66	10/98 → 07/00	SAA113	Oil pressure switches	F1	OE 1053881	
			ATS24	Air temperature sensor	A1	OE 1117860	
			SAG176	Crankshaft sensor	B3	OE 1143943	

	kw			DESCRIPTION	TYPE				
FORD									
ESCORT CLASSIC (AAL, ABL)									
1.8 TD	66	10/98 → 02/99	MWSS042	ABS sensor	D1	OE 1011346; Position: front axle left and right			
		10/98 → 07/00	MWSS044	ABS sensor	D1	OE 1011795; Position: rear axle left and right			
			SPA170	Coolant temperature sensor	E3	OE 1L2412A648BA			
			SAA112	Oil pressure switches	F1	OE 0409160			
ESCORT CLASSIC Turnier (ANL)									
1.6 16V	66	02/99 → 07/00	ATS24	Air temperature sensor	A1	OE 1117860			
			SVF001	Throttle position sensors	A2	OE 6181110			
			SVF005	Throttle position sensors	A2	OE 1001591			
			SVF006	Throttle position sensors	A2	OE 1027893			
			SAC002	Camshaft sensor	B2	OE 6602999			
			SAG006	Crankshaft sensor	B3	OE 6602998			
			SAG176	Crankshaft sensor	B3	OE 1143943			
		02/99 →	MWSS042	ABS sensor	D1	OE 1011346; Position: front axle left and right			
		02/99 → 07/00	SPA116	Fuel temperature sensor	E2	OE 1047284			
			SAA112	Oil pressure switches	F1	OE 0409160			
SAA113	Oil pressure switches		F1	OE 1053881					
1.8 TD	66	02/99 → 07/00	ATS24	Air temperature sensor	A1	OE 1117860			
			SVF001	Throttle position sensors	A2	OE 6181110			
			SAG006	Crankshaft sensor	B3	OE 6602998			
			SAG176	Crankshaft sensor	B3	OE 1143943			
		02/99 →	MWSS042	ABS sensor	D1	OE 1011346; Position: front axle left and right			
		02/99 → 07/00	SPA116	Fuel temperature sensor	E2	OE 1047284			
			SPA170	Coolant temperature sensor	E3	OE 1L2412A648BA			
			SAA112	Oil pressure switches	F1	OE 0409160			
			ESCORT III (GAA)						
			1.6 RS Turbo	97	11/84 → 12/85	SPA151	Coolant temperature sensor	E3	OE 1626262
1.6 XR3i	77		10/82 → 12/85	SPA151	Coolant temperature sensor	E3	OE 1626262		
RS 1600i	85	05/82 → 12/85	SPA151	Coolant temperature sensor	E3	OE 1626262			
ESCORT III Cabriolet (ALD)									
1.6 i	77	09/83 → 12/85	SPA151	Coolant temperature sensor	E3	OE 1626262			
ESCORT IV (GAF, AWF, ABFT)									
1.1	37	12/85 → 07/90	SAG005	Crankshaft sensor	B3	OE 6164900			
1.3	44	01/86 → 07/90	SAG005	Crankshaft sensor	B3	OE 6164900			
	51	11/86 → 07/88	SAG005	Crankshaft sensor	B3	OE 6164900			
1.3 (GAF)	46	07/88 → 10/90	SAG005	Crankshaft sensor	B3	OE 6164900			
1.4	54	01/86 → 07/90	SAG004	Crankshaft sensor	B3	OE 6502252			
			SPA151	Coolant temperature sensor	E3	OE 1626262			
	55	01/86 → 07/90	SAG004	Crankshaft sensor	B3	OE 6502252			
			SPA151	Coolant temperature sensor	E3	OE 1626262			
	51	10/85 → 10/90	SAG004	Crankshaft sensor	B3	OE 6502252			
1.6	65	04/89 → 07/90	SAG004	Crankshaft sensor	B3	OE 6502252			
			SPA151	Coolant temperature sensor	E3	OE 1626262			
	58	01/86 → 12/88	SAG004	Crankshaft sensor	B3	OE 6502252			
1.6 i	66	01/86 → 05/90	SAG004	Crankshaft sensor	B3	OE 6502252			
			SPA151	Coolant temperature sensor	E3	OE 1626262			
	75	08/89 → 07/90	SAG004	Crankshaft sensor	B3	OE 6502252			
			SPA151	Coolant temperature sensor	E3	OE 1626262			
1.6 Turbo RS	97	01/86 → 07/90	SAG004	Crankshaft sensor	B3	OE 6502252			
			SPA121	Coolant temperature sensor	E3	OE 1626473			
			SPA151	Coolant temperature sensor	E3	OE 1626262			

	KW			DESCRIPTION	TYPE	
FORD						
ESCORT IV (GAF, AWF, ABFT)						
1.6 XR3i	77	01/86 → 08/89	SAG004	Crankshaft sensor	B3	OE 6502252
			SPA151	Coolant temperature sensor	E3	OE 1626262
1.8 D	44	01/89 → 07/90	SPA151	Coolant temperature sensor	E3	OE 1626262
ESCORT IV Cabriolet (ALF)						
1.4	54	02/87 → 07/90	SAG004	Crankshaft sensor	B3	OE 6502252
			SPA151	Coolant temperature sensor	E3	OE 1626262
	55	01/86 → 07/90	SAG004	Crankshaft sensor	B3	OE 6502252
			SPA151	Coolant temperature sensor	E3	OE 1626262
1.6	58	01/86 → 12/87	SAG004	Crankshaft sensor	B3	OE 6502252
1.6 i	66	01/86 → 07/90	SAG004	Crankshaft sensor	B3	OE 6502252
			SPA151	Coolant temperature sensor	E3	OE 1626262
	75	08/89 → 07/90	SAG004	Crankshaft sensor	B3	OE 6502252
			SPA151	Coolant temperature sensor	E3	OE 1626262
1.6 XR3i	77	01/86 → 07/90	SAG004	Crankshaft sensor	B3	OE 6502252
			SPA151	Coolant temperature sensor	E3	OE 1626262
ESCORT IV Turnier (AWF, AVF)						
1.1	37	10/85 → 09/90	SAG005	Crankshaft sensor	B3	OE 6164900
1.3	44	01/86 → 07/90	SAG005	Crankshaft sensor	B3	OE 6164900
			51	11/86 → 07/88	SAG005	Crankshaft sensor
1.4	54	01/86 → 07/90	SAG004	Crankshaft sensor	B3	OE 6502252
			SPA151	Coolant temperature sensor	E3	OE 1626262
			SAG004	Crankshaft sensor	B3	OE 6502252
	55	01/86 → 07/90	SPA151	Coolant temperature sensor	E3	OE 1626262
			51	10/85 → 10/90	SAG004	Crankshaft sensor
1.6	58	01/86 → 07/90	SAG004	Crankshaft sensor	B3	OE 6502252
1.6 i	66	01/86 → 07/90	SAG004	Crankshaft sensor	B3	OE 6502252
			SPA151	Coolant temperature sensor	E3	OE 1626262
1.8 D	44	01/89 → 07/90	SPA151	Coolant temperature sensor	E3	OE 1626262
ESCORT V (AAL, ABL)						
1.3	44	07/90 → 01/95	APS16	Intake pressure sensor	A3	OE 1648138
			SAG005	Crankshaft sensor	B3	OE 6164900
			SPA151	Coolant temperature sensor	E3	OE 1626262
1.4	52	07/90 → 01/95	APS16	Intake pressure sensor	A3	OE 1648138
			SAG005	Crankshaft sensor	B3	OE 6164900
			SAG177	Crankshaft sensor	B3	OE 6193226
	55	09/90 → 12/94	SPA151	Coolant temperature sensor	E3	OE 1626262
			APS16	Intake pressure sensor	A3	OE 1648138
			SAG005	Crankshaft sensor	B3	OE 6164900
1.6	77	07/90 → 08/93	SPA151	Coolant temperature sensor	E3	OE 1626262
			SAG005	Crankshaft sensor	B3	OE 6164900
			SAG177	Crankshaft sensor	B3	OE 6193226
	66	07/90 → 08/92	SAG005	Crankshaft sensor	B3	OE 6164900
			SAG177	Crankshaft sensor	B3	OE 6193226
1.8 D	44	07/90 → 01/95	SPA151	Coolant temperature sensor	E3	OE 1626262
1.8 XR3i 16V 4x4	77	08/93 → 01/95	SAG177	Crankshaft sensor	B3	OE 6193226
			96	08/93 → 01/95	SAG177	Crankshaft sensor
RS Cosworth 4x4	162	10/91 → 01/95	PRT06/00	Intake pressure sensor	A3	OE 6742049
			SEN8D	Crankshaft sensor	B3	OE 1639282
ESCORT V (GAL)						
1.3	44	09/92 → 01/95	APS16	Intake pressure sensor	A3	OE 1648138
			SAG005	Crankshaft sensor	B3	OE 6164900
1.4	52	09/92 → 01/95	APS16	Intake pressure sensor	A3	OE 1648138
			SAG177	Crankshaft sensor	B3	OE 6193226
1.8 16V XR3i	96	09/92 → 01/95	SAG177	Crankshaft sensor	B3	OE 6193226

	kw			DESCRIPTION	TYPE	
FORD						
ESCORT V (GAL)						
1.8 i 16V	77	09/92 → 01/95	SAG177	Crankshaft sensor	B3	OE 6193226
ESCORT V Cabriolet (ALL)						
1.4	52	07/90 → 04/94	APS16	Intake pressure sensor	A3	OE 1648138
			SAG005	Crankshaft sensor	B3	OE 6164900
			SAG177	Crankshaft sensor	B3	OE 6193226
		12/92 → 04/94	SPA151	Coolant temperature sensor	E3	OE 1626262
			APS16	Intake pressure sensor	A3	OE 1648138
			SAG177	Crankshaft sensor	B3	OE 6193226
1.4 i	55	07/93 → 01/95	APS16	Intake pressure sensor	A3	OE 1648138
			SAG005	Crankshaft sensor	B3	OE 6164900
1.6	77	07/90 → 08/93	SAG005	Crankshaft sensor	B3	OE 6164900
			SAG177	Crankshaft sensor	B3	OE 6193226
			SPA151	Coolant temperature sensor	E3	OE 1626262
1.6 i 16V	65	02/94 → 01/95	SAG177	Crankshaft sensor	B3	OE 6193226
1.8 16V XR3i	96	12/92 → 01/95	SAG177	Crankshaft sensor	B3	OE 6193226
ESCORT V Tre volumi (AFL)						
1.3	44	08/93 → 01/95	APS16	Intake pressure sensor	A3	OE 1648138
			SAG005	Crankshaft sensor	B3	OE 6164900
			SPA151	Coolant temperature sensor	E3	OE 1626262
1.4	55	08/93 → 01/95	APS16	Intake pressure sensor	A3	OE 1648138
			SAG005	Crankshaft sensor	B3	OE 6164900
			SPA151	Coolant temperature sensor	E3	OE 1626262
	52	08/93 → 04/94	APS16	Intake pressure sensor	A3	OE 1648138
			SAG005	Crankshaft sensor	B3	OE 6164900
			SAG177	Crankshaft sensor	B3	OE 6193226
			SPA151	Coolant temperature sensor	E3	OE 1626262
1.6 i 16V	65	01/94 → 01/95	SAG177	Crankshaft sensor	B3	OE 6193226
1.8 D	44	08/93 → 01/95	SPA151	Coolant temperature sensor	E3	OE 1626262
1.8 i 16V	77	08/93 → 01/95	SAG177	Crankshaft sensor	B3	OE 6193226
ESCORT V Turnier (ANL)						
1.3	44	09/91 → 01/95	APS16	Intake pressure sensor	A3	OE 1648138
			SAG005	Crankshaft sensor	B3	OE 6164900
			SPA151	Coolant temperature sensor	E3	OE 1626262
1.4	52	07/90 → 01/95	APS16	Intake pressure sensor	A3	OE 1648138
			SAG005	Crankshaft sensor	B3	OE 6164900
			SAG177	Crankshaft sensor	B3	OE 6193226
	55	01/94 → 01/95	SPA151	Coolant temperature sensor	E3	OE 1626262
			APS16	Intake pressure sensor	A3	OE 1648138
			SAG005	Crankshaft sensor	B3	OE 6164900
1.6	77	07/90 → 09/92	SPA151	Coolant temperature sensor	E3	OE 1626262
			SAG005	Crankshaft sensor	B3	OE 6164900
			SAG177	Crankshaft sensor	B3	OE 6193226
	66	07/90 → 08/92	SPA151	Coolant temperature sensor	E3	OE 1626262
			SAG005	Crankshaft sensor	B3	OE 6164900
			SAG177	Crankshaft sensor	B3	OE 6193226
1.6 i 16V	65	01/94 → 01/95	SAG177	Crankshaft sensor	B3	OE 6193226
1.8 D	44	07/90 → 01/95	SPA151	Coolant temperature sensor	E3	OE 1626262
ESCORT V Turnier (GAL)						
1.3	44	09/92 → 01/95	APS16	Intake pressure sensor	A3	OE 1648138
1.4	52	09/92 → 01/94	APS16	Intake pressure sensor	A3	OE 1648138
		09/92 → 01/95	SAG177	Crankshaft sensor	B3	OE 6193226
ESCORT VI (GAL, AAL, ABL)						
1.3	44	01/95 → 10/98	APS16	Intake pressure sensor	A3	OE 1648138
			APS17	Intake pressure sensor	A3	OE 1086439
			SAG005	Crankshaft sensor	B3	OE 6164900

	KW			DESCRIPTION	TYPE	
FORD						
ESCORT VI (GAL, AAL, ABL)						
1.4	55	01/95 → 10/98	APS16	Intake pressure sensor	A3	OE 1648138
			SAG005	Crankshaft sensor	B3	OE 6164900
			SPA151	Coolant temperature sensor	E3	OE 1626262
1.6 16V	66	01/95 → 10/98	SPA151	Coolant temperature sensor	E3	OE 1626262
1.6 16V 4x4	66	01/95 → 10/98	SPA151	Coolant temperature sensor	E3	OE 1626262
1.6 i 16V	65	01/95 → 08/95	SAG177	Crankshaft sensor	B3	OE 6193226
			SPA151	Coolant temperature sensor	E3	OE 1626262
1.8 16V	85	01/95 → 10/98	SPA151	Coolant temperature sensor	E3	OE 1626262
	77	01/95 → 08/95	SPA151	Coolant temperature sensor	E3	OE 1626262
1.8 D	44	01/95 → 12/96	SPA151	Coolant temperature sensor	E3	OE 1626262
1.8 TD	66	01/95 → 10/98	SPA151	Coolant temperature sensor	E3	OE 1626262
1.8 Turbo D	51	12/95 → 10/98	SPA151	Coolant temperature sensor	E3	OE 1626262
RS 2000	110	02/95 → 02/98	SPA151	Coolant temperature sensor	E3	OE 1626262
RS 2000 4x4	110	02/95 → 10/98	SPA151	Coolant temperature sensor	E3	OE 1626262
RS Cosworth 4x4	162	02/95 → 10/98	PRT06/00	Intake pressure sensor	A3	OE 6742049
			SPA151	Coolant temperature sensor	E3	OE 1626262
			SZA103	Coolant temperature sensor	E3	
ESCORT VI Cabriolet (ALL)						
1.4	55	02/95 → 08/98	APS16	Intake pressure sensor	A3	OE 1648138
			SAG005	Crankshaft sensor	B3	OE 6164900
			SPA151	Coolant temperature sensor	E3	OE 1626262
1.6 16V XR3i	65	02/95 → 12/96	SPA151	Coolant temperature sensor	E3	OE 1626262
	66	02/95 → 09/99	SPA151	Coolant temperature sensor	E3	OE 1626262
1.8 16V XR3i	96	02/95 → 08/00	SAG177	Crankshaft sensor	B3	OE 6193226
			SPA151	Coolant temperature sensor	E3	OE 1626262
			77	02/95 → 08/98	SAG177	Crankshaft sensor
			SPA151	Coolant temperature sensor	E3	OE 1626262
1.8 TD	66	09/95 → 08/98	SPA151	Coolant temperature sensor	E3	OE 1626262
1.8 Turbo D	51	10/96 → 08/99	SPA151	Coolant temperature sensor	E3	OE 1626262
ESCORT VI Tre volumi (GAL, AFL)						
1.3	44	01/95 → 02/99	APS16	Intake pressure sensor	A3	OE 1648138
			APS17	Intake pressure sensor	A3	OE 1086439
			SAG005	Crankshaft sensor	B3	OE 6164900
1.4	55	01/95 → 02/99	APS16	Intake pressure sensor	A3	OE 1648138
			SAG005	Crankshaft sensor	B3	OE 6164900
			SPA151	Coolant temperature sensor	E3	OE 1626262
1.6 i 16V	66	01/95 → 02/99	SPA151	Coolant temperature sensor	E3	OE 1626262
	65	01/95 → 08/95	SAG177	Crankshaft sensor	B3	OE 6193226
			SPA151	Coolant temperature sensor	E3	OE 1626262
1.8 16V	85	01/95 → 02/99	SPA151	Coolant temperature sensor	E3	OE 1626262
	77	01/95 → 08/95	SPA151	Coolant temperature sensor	E3	OE 1626262
1.8 D	44	01/95 → 12/96	SPA151	Coolant temperature sensor	E3	OE 1626262
1.8 TD	66	01/95 → 02/99	SPA151	Coolant temperature sensor	E3	OE 1626262
1.8 Turbo D	51	12/95 → 02/99	SPA151	Coolant temperature sensor	E3	OE 1626262
ESCORT VI Turnier (GAL, ANL)						
1.3	44	01/95 → 01/99	APS16	Intake pressure sensor	A3	OE 1648138
			APS17	Intake pressure sensor	A3	OE 1086439
			SAG005	Crankshaft sensor	B3	OE 6164900
1.4	55	01/95 → 02/99	APS16	Intake pressure sensor	A3	OE 1648138
			SAG005	Crankshaft sensor	B3	OE 6164900
			SPA151	Coolant temperature sensor	E3	OE 1626262
1.6 16V	66	01/95 → 02/99	SPA151	Coolant temperature sensor	E3	OE 1626262
1.6 i 16	65	01/95 → 08/95	SAG177	Crankshaft sensor	B3	OE 6193226
			SPA151	Coolant temperature sensor	E3	OE 1626262

	kW			DESCRIPTION	TYPE		
FORD							
ESCORT VI Turnier (GAL, ANL)							
1.8 16V	85	01/95 → 02/99	SPA151	Coolant temperature sensor	E3	OE 1626262	
	77	01/95 → 08/95	SPA151	Coolant temperature sensor	E3	OE 1626262	
1.8 D	44	01/95 → 02/99	SPA151	Coolant temperature sensor	E3	OE 1626262	
1.8 TD	66	01/95 → 02/99	SPA151	Coolant temperature sensor	E3	OE 1626262	
1.8 Turbo D	51	12/95 → 02/99	SPA151	Coolant temperature sensor	E3	OE 1626262	
FIESTA Furgonato (FVD)							
1.8 D (FVJ)	43	03/89 → 12/95	SAG177	Crankshaft sensor	B3	OE 6193226	
			SPA151	Coolant temperature sensor	E3	OE 1626262	
FIESTA Furgonato (JV_)							
1.4	66	08/98 → 04/02	APS18	Intake pressure sensor	A3	OE 1110963	
D 1.8	44	05/98 → 04/02	SAG006	Crankshaft sensor	B3	OE 6602998	
			SAG176	Crankshaft sensor	B3	OE 1143943	
			MWSS037	ABS sensor	D1	OE 1012393; Position: front axle left and right	
		05/98 → 03/02	MWSS044	ABS sensor	D1	OE 1011795; Position: rear axle left and right	
		11/98 → 04/02	MWSS052	ABS sensor	D1	OE 1087770; Position: rear axle left and right	
05/98 → 04/02	SPA170	Coolant temperature sensor	E3	OE 1L2412A648BA			
	SAA112	Oil pressure switches	F1	OE 0409160			
FIESTA II (FBD)							
1.4	51	09/83 → 01/87	SPA151	Coolant temperature sensor	E3	OE 1626262	
1.4 (FBD)	52	10/86 → 02/89	APS16	Intake pressure sensor	A3	OE 1648138	
			SPA151	Coolant temperature sensor	E3	OE 1626262	
			54	02/87 → 02/89	SPA151	Coolant temperature sensor	E3
55	10/85 → 11/89	SPA151	Coolant temperature sensor	E3	OE 1626262		
FIESTA III (GFJ)							
1.0	33	03/89 → 12/95	SAG005	Crankshaft sensor	B3	OE 6164900	
1.1	40	03/89 → 12/95	SAG005	Crankshaft sensor	B3	OE 6164900	
			SAG177	Crankshaft sensor	B3	OE 6193226	
37	03/89 → 12/95	03/89 → 12/95	SAG005	Crankshaft sensor	B3	OE 6164900	
			SAG005	Crankshaft sensor	B3	OE 6164900	
1.3	44	03/89 → 12/92	SAG005	Crankshaft sensor	B3	OE 6164900	
			SAG177	Crankshaft sensor	B3	OE 6193226	
03/89 → 12/95	44	03/89 → 12/95	SAG177	Crankshaft sensor	B3	OE 6193226	
			APS16	Intake pressure sensor	A3	OE 1648138	
1.3 Cat	44	05/91 → 01/97	SAG005	Crankshaft sensor	B3	OE 6164900	
1.4	54	03/89 → 12/95	APS16	Intake pressure sensor	A3	OE 1648138	
			SAG004	Crankshaft sensor	B3	OE 6502252	
			SAG005	Crankshaft sensor	B3	OE 6164900	
			SAG177	Crankshaft sensor	B3	OE 6193226	
			SPA151	Coolant temperature sensor	E3	OE 1626262	
	52	03/89 → 12/95	03/89 → 12/95	APS16	Intake pressure sensor	A3	OE 1648138
				SAG004	Crankshaft sensor	B3	OE 6502252
				SAG005	Crankshaft sensor	B3	OE 6164900
				SAG177	Crankshaft sensor	B3	OE 6193226
				SPA151	Coolant temperature sensor	E3	OE 1626262
1.4 Cat	54	03/89 → 12/95	APS16	Intake pressure sensor	A3	OE 1648138	
			SAG004	Crankshaft sensor	B3	OE 6502252	
			SAG005	Crankshaft sensor	B3	OE 6164900	
			SAG177	Crankshaft sensor	B3	OE 6193226	
			SPA151	Coolant temperature sensor	E3	OE 1626262	
1.6	65	01/89 → 01/94	SAG004	Crankshaft sensor	B3	OE 6502252	
			SAG005	Crankshaft sensor	B3	OE 6164900	
			SAG177	Crankshaft sensor	B3	OE 6193226	
			66	03/89 → 12/92	SAG177	Crankshaft sensor	B3

	KW			DESCRIPTION	TYPE	
FORD						
FIESTA III (GF)						
1.6 i 16V	65	01/94 → 12/95	APS16	Intake pressure sensor	A3	OE 1648138
			SPA151	Coolant temperature sensor	E3	OE 1626262
1.6 Turbo (FBJT)	96	03/90 → 10/92	SAG004	Crankshaft sensor	B3	OE 6502252
			SAG005	Crankshaft sensor	B3	OE 6164900
1.6 XR2i	76	03/89 → 03/93	SAG004	Crankshaft sensor	B3	OE 6502252
			SAG005	Crankshaft sensor	B3	OE 6164900
			SAG177	Crankshaft sensor	B3	OE 6193226
			SAG004	Crankshaft sensor	B3	OE 6502252
	81	03/89 → 01/94	SAG005	Crankshaft sensor	B3	OE 6164900
1.8 16V	77	02/92 → 12/95	SPA151	Coolant temperature sensor	E3	OE 1626262
1.8 D	44	03/89 → 12/95	SAG177	Crankshaft sensor	B3	OE 6193226
			SPA151	Coolant temperature sensor	E3	OE 1626262
1.8 TD	55	03/93 → 12/95	SPA151	Coolant temperature sensor	E3	OE 1626262
FIESTA IV (JA_, JB_)						
1.0 i	38	02/97 → 09/99	APS17	Intake pressure sensor	A3	OE 1086439
	48	09/99 → 01/02	APS17	Intake pressure sensor	A3	OE 1086439
1.25 i 16V	55	08/95 → 01/02	APS17	Intake pressure sensor	A3	OE 1086439
			APS18	Intake pressure sensor	A3	OE 1110963
1.3 i	37	08/95 → 01/02	APS16	Intake pressure sensor	A3	OE 1648138
			APS17	Intake pressure sensor	A3	OE 1086439
			APS16	Intake pressure sensor	A3	OE 1648138
			APS17	Intake pressure sensor	A3	OE 1086439
	44	08/95 → 01/02	APS17	Intake pressure sensor	A3	OE 1086439
1.4 i 16V	66	04/96 → 01/02	APS17	Intake pressure sensor	A3	OE 1086439
			APS18	Intake pressure sensor	A3	OE 1110963
1.6 16V Sport	76	02/00 → 01/02	ATS24	Air temperature sensor	A1	OE 1117860
			SVF001	Throttle position sensors	A2	OE 6181110
			APS13	Intake pressure sensor	A3	OE 1141598
			SAC003	Camshaft sensor	B2	OE 1037465
			SAC004	Camshaft sensor	B2	OE 1111037; Assembly depth [mm]: 33,5 - Number of poles: 2
			SAC089	Camshaft sensor	B2	Assembly depth [mm]: 36 - Number of poles: 3
			SAC097	Camshaft sensor	B2	OE 4731642; Replaced by SAC003
			SAG006	Crankshaft sensor	B3	OE 6602998
			SAG008	Crankshaft sensor	B3	OE 1110834
			SAG176	Crankshaft sensor	B3	OE 1143943
			MWSS037	ABS sensor	D1	OE 1012393; Position: front axle left and right
			MWSS044	ABS sensor	D1	OE 1011795; Position: rear axle left and right
			MWSS052	ABS sensor	D1	OE 1087770; Position: rear axle left and right
			SPA113	Coolant temperature sensor	E3	OE 3857955
			SPA154	Coolant temperature sensor	E3	OE 1087327
			SPA170	Coolant temperature sensor	E3	OE 1L2412A648BA
1.8 DI	55	04/00 → 01/02	ATS24	Air temperature sensor	A1	OE 1117860
			APS15	Intake pressure sensor	A3	OE 1041954
			SAC074	Camshaft sensor	B2	OE 1132377
			SAG006	Crankshaft sensor	B3	OE 6602998
			SAG176	Crankshaft sensor	B3	OE 1143943
			MWSS037	ABS sensor	D1	OE 1012393; Position: front axle left and right
			MWSS044	ABS sensor	D1	OE 1011795; Position: rear axle left and right

	kW			DESCRIPTION	TYPE	
FORD						
FIESTA IV (JA_, JB_)						
1.8 DI	55	04/00 → 01/02	MWSS052	ABS sensor	D1	OE 1087770; Position: rear axle left and right
			SPA133	Coolant temperature sensor	E3	OE 3999215
			SPA154	Coolant temperature sensor	E3	OE 1087327
			SPA158	Coolant temperature sensor	E3	OE 1079267
			SPA170	Coolant temperature sensor	E3	OE 1L2412A648BA
			SAA112	Oil pressure switches	F1	OE 0409160
			SAA113	Oil pressure switches	F1	OE 1053881
FIESTA V (JH_, JD_)						
1.25 16V	51	03/03 → 06/08	SVF008	Throttle position sensors	A2	OE 1053946
			APS13	Intake pressure sensor	A3	OE 1141598
			SAD038	Knock sensor	B1	OE 1068159
			SAC004	Camshaft sensor	B2	OE 1111037
			SAG006	Crankshaft sensor	B3	OE 6602998
			SAG008	Crankshaft sensor	B3	OE 1110834
			SAG170	Crankshaft sensor	B3	OE 1062545
			MWSS043	ABS sensor	D1	OE 1151951; Position: front axle left and right
			MWSS051	ABS sensor	D1	OE 1151023; Position: rear axle left and right
			SPA170	Coolant temperature sensor	E3	OE 1L2412A648BA
	55	05/02 → 06/08	SVF008	Throttle position sensors	A2	OE 1053946
			APS13	Intake pressure sensor	A3	OE 1141598
			SAD038	Knock sensor	B1	OE 1068159
			SAC004	Camshaft sensor	B2	OE 1111037
			SAG006	Crankshaft sensor	B3	OE 6602998
			SAG008	Crankshaft sensor	B3	OE 1110834
			SAG170	Crankshaft sensor	B3	OE 1062545
			MWSS043	ABS sensor	D1	OE 1151951; Position: front axle left and right
			MWSS051	ABS sensor	D1	OE 1151023; Position: rear axle left and right
			SPA170	Coolant temperature sensor	E3	OE 1L2412A648BA
1.3	44	11/01 → 06/08	SVF008	Throttle position sensors	A2	OE 1053946
			APS13	Intake pressure sensor	A3	OE 1141598
			SAD038	Knock sensor	B1	OE 1068159
			SAC004	Camshaft sensor	B2	OE 1111037
			SAG006	Crankshaft sensor	B3	OE 6602998
			SAG008	Crankshaft sensor	B3	OE 1110834
			SAG170	Crankshaft sensor	B3	OE 1062545
	44	04/02 → 06/08	MWSS043	ABS sensor	D1	OE 1151951; Position: front axle left and right
			MWSS051	ABS sensor	D1	OE 1151023; Position: rear axle left and right
	51	11/01 → 06/08	SPA153	Coolant temperature sensor	E3	OE 1089854
			SPA172	Coolant temperature sensor	E3	OE 1204700
			SAA113	Oil pressure switches	F1	OE 1053881
			SVF008	Throttle position sensors	A2	OE 1053946
			APS13	Intake pressure sensor	A3	OE 1141598

	KW			DESCRIPTION	TYPE			
FORD								
FIESTA V (JH_, JD_)								
1.3	51	11/01 → 06/08	SAD038	Knock sensor	B1	OE 1068159		
			SAC004	Camshaft sensor	B2	OE 1111037		
			SAG006	Crankshaft sensor	B3	OE 6602998		
			SAG008	Crankshaft sensor	B3	OE 1110834		
			SAG170	Crankshaft sensor	B3	OE 1062545		
		04/02 → 06/08	MWSS043	ABS sensor	D1	OE 1151951; Position: front axle left and right		
			MWSS051	ABS sensor	D1	OE 1151023; Position: rear axle left and right		
		11/01 → 06/08	SPA153	Coolant temperature sensor	E3	OE 1089854		
			SPA172	Coolant temperature sensor	E3	OE 1204700		
			SAA113	Oil pressure switches	F1	OE 1053881		
1.4 16V	59	11/01 → 06/08	APS13	Intake pressure sensor	A3	OE 1141598		
			SAD038	Knock sensor	B1	OE 1068159		
			SAC004	Camshaft sensor	B2	OE 1111037		
			SAG006	Crankshaft sensor	B3	OE 6602998		
			SAG008	Crankshaft sensor	B3	OE 1110834		
		04/02 → 06/08	MWSS043	ABS sensor	D1	OE 1151951; Position: front axle left and right		
			MWSS051	ABS sensor	D1	OE 1151023; Position: rear axle left and right		
		11/01 → 06/08	SPA170	Coolant temperature sensor	E3	OE 1L2412A648BA		
			SPA172	Coolant temperature sensor	E3	OE 1204700		
			SPA179	Coolant temperature sensor	E3	OE 1109340		
			SAA112	Oil pressure switches	F1	OE 0409160		
		1.4 TDCi	50	11/01 → 06/08	ATS22	Air temperature sensor	A1	OE 1251249
				01/04 → 06/08	APS112	Intake pressure sensor	A3	OE 1333353
11/01 → 06/08	SAC100			Camshaft sensor	B2	OE 1148056		
	SAG006			Crankshaft sensor	B3	OE 6602998		
	SAG167			Crankshaft sensor	B3	OE 1517990		
	SAG168			Crankshaft sensor	B3	OE 1148073		
04/02 → 06/08	MWSS043			ABS sensor	D1	OE 1151951; Position: front axle left and right		
	MWSS051			ABS sensor	D1	OE 1151023; Position: rear axle left and right		
11/01 → 06/08	SPA172			Coolant temperature sensor	E3	OE 1204700		
	SAA118			Oil pressure switches	F1	OE 1145966		
1.6 16V	74			11/01 → 06/08	SVF001	Throttle position sensors	A2	OE 6181110
					APS13	Intake pressure sensor	A3	OE 1141598
					SAD038	Knock sensor	B1	OE 1068159
		SAC004	Camshaft sensor		B2	OE 1111037		
		SAG006	Crankshaft sensor		B3	OE 6602998		
		SAG008	Crankshaft sensor		B3	OE 1110834		
		SAG170	Crankshaft sensor		B3	OE 1062545		
		04/02 → 06/08	MWSS043	ABS sensor	D1	OE 1151951; Position: front axle left and right		
			MWSS051	ABS sensor	D1	OE 1151023; Position: rear axle left and right		
		11/01 → 06/08	SPA170	Coolant temperature sensor	E3	OE 1L2412A648BA		
			SPA172	Coolant temperature sensor	E3	OE 1204700		
			SPA179	Coolant temperature sensor	E3	OE 1109340		
			SAA112	Oil pressure switches	F1	OE 0409160		
1.6 TDCi	66	11/04 → 06/08	ATS22	Air temperature sensor	A1	OE 1251249		
			APS38	Intake pressure sensor	A3	OE 1231463		

	kW			DESCRIPTION	TYPE	
FORD						
FIESTA V (JH_, JD_)						
1.6 TDCi	66	11/04 → 06/08	SAC096	Camshaft sensor	B2	OE 1229954
			SAC100	Camshaft sensor	B2	OE 1148056
			SAG006	Crankshaft sensor	B3	OE 6602998
			SAG168	Crankshaft sensor	B3	OE 1148073
			MWSS043	ABS sensor	D1	OE 1151951; Position: front axle left and right
			MWSS051	ABS sensor	D1	OE 1151023; Position: rear axle left and right
			SPA172	Coolant temperature sensor	E3	OE 1204700
			SA118	Oil pressure switches	F1	OE 1145966
ST150	110	03/05 → 06/08	APS19	Intake pressure sensor	A3	OE 1119939
			SAD036	Knock sensor	B1	OE 1119941
			SAC001	Camshaft sensor	B2	OE 1119942
			SAG016	Camshaft sensor	B2	OE 1119150
			SAG006	Crankshaft sensor	B3	OE 6602998
			SAG170	Crankshaft sensor	B3	OE 1062545
			MWSS043	ABS sensor	D1	OE 1151951; Position: front axle left and right
			MWSS051	ABS sensor	D1	OE 1151023; Position: rear axle left and right
			SPA116	Fuel temperature sensor	E2	OE 1047284
			SPA172	Coolant temperature sensor	E3	OE 1204700
			SPA179	Coolant temperature sensor	E3	OE 1109340
SA115	Oil pressure switches	F1	OE 1116647			
FIESTA V Van						
1.4 TDCi	50	10/03 → 12/10	ATS22	Air temperature sensor	A1	OE 1251249
		01/04 → 12/10	APS112	Intake pressure sensor	A3	OE 1333353
		10/03 → 12/10	SAC100	Camshaft sensor	B2	OE 1148056
			SAG167	Crankshaft sensor	B3	OE 1517990
			SAG168	Crankshaft sensor	B3	OE 1148073
			MWSS043	ABS sensor	D1	OE 1151951; Position: front axle left and right
			MWSS051	ABS sensor	D1	OE 1151023; Position: rear axle left and right
			SPA172	Coolant temperature sensor	E3	OE 1204700
SA118	Oil pressure switches	F1	OE 1145966			
FIESTA VI (CB1, CCN)						
1.0	59	10/12 →	APS109	Intake pressure sensor	A3	OE 1751185
			SAG109	Crankshaft sensor	B3	OE 1690470
			MWSS109	ABS sensor	D1	OE 1516502; Position: front axle left and right
			MWSS110	ABS sensor	D1	OE 1514205; Position: rear axle left and right
			SPA179	Coolant temperature sensor	E3	OE 1109340
			APS126	Fuel pressure sensor	F2	OE 1729436
1.0 EcoBoost	74	01/13 →	ATS20	Intake pressure sensor	A3	OE 1448387
			APS106	Intake pressure sensor	A3	OE 1682141
			SAG109	Crankshaft sensor	B3	OE 1690470
			MWSS109	ABS sensor	D1	OE 1516502; Position: front axle left and right
			MWSS110	ABS sensor	D1	OE 1514205; Position: rear axle left and right
			SPA179	Coolant temperature sensor	E3	OE 1109340
APS126	Fuel pressure sensor	F2	OE 1729436			

	KW			DESCRIPTION	TYPE		
FORD							
FIESTA VI (CB1, CCN)							
1.0 EcoBoost	92	09/12 →	APS106	Intake pressure sensor	A3	OE 1682141	
			SAG109	Crankshaft sensor	B3	OE 1690470	
			MWSS109	ABS sensor	D1	OE 1516502; Position: front axle left and right	
			MWSS110	ABS sensor	D1	OE 1514205; Position: rear axle left and right	
			SPA179	Coolant temperature sensor	E3	OE 1109340	
			APS126	Fuel pressure sensor	F2	OE 1729436	
1.0 Sport	103	08/14 →	APS106	Intake pressure sensor	A3	OE 1682141	
		05/14 →	SAG109	Crankshaft sensor	B3	OE 1690470	
		08/14 →	MWSS109	ABS sensor	D1	OE 1516502; Position: front axle left and right	
			MWSS110	ABS sensor	D1	OE 1514205; Position: rear axle left and right	
		05/14 →	SPA179	Coolant temperature sensor	E3	OE 1109340	
			APS126	Fuel pressure sensor	F2	OE 1729436	
1.25	44	06/08 →	APS79	Intake pressure sensor	A3	OE 1516717	
			SAD038	Knock sensor	B1	OE 1068159	
			SAC004	Camshaft sensor	B2	OE 1111037	
			SAC008	Camshaft sensor	B2	OE 3043996	
			SAG008	Crankshaft sensor	B3	OE 1110834	
			SAG170	Crankshaft sensor	B3	OE 1062545	
		06/08 → 11/12	MWSS109	ABS sensor	D1	OE 1516502; Position: front axle left and right	
			MWSS110	ABS sensor	D1	OE 1514205; Position: rear axle left and right	
		06/08 →	SPA179	Coolant temperature sensor	E3	OE 1109340	
			SAA115	Oil pressure switches	F1	OE 1116647	
		60	06/08 →	APS79	Intake pressure sensor	A3	OE 1516717
				SAD038	Knock sensor	B1	OE 1068159
	SAC004			Camshaft sensor	B2	OE 1111037	
	SAC008			Camshaft sensor	B2	OE 3043996	
	SAG008			Crankshaft sensor	B3	OE 1110834	
	SAG170			Crankshaft sensor	B3	OE 1062545	
	06/08 → 11/12		MWSS109	ABS sensor	D1	OE 1516502; Position: front axle left and right	
			MWSS110	ABS sensor	D1	OE 1514205; Position: rear axle left and right	
06/08 →	SPA179	Coolant temperature sensor	E3	OE 1109340			
	SAA115	Oil pressure switches	F1	OE 1116647			
1.4	71	06/08 →	APS13	Intake pressure sensor	A3	OE 1141598	
			APS79	Intake pressure sensor	A3	OE 1516717	
			SAD038	Knock sensor	B1	OE 1068159	
			SAC004	Camshaft sensor	B2	OE 1111037	
			SAC008	Camshaft sensor	B2	OE 3043996	
			SAG008	Crankshaft sensor	B3	OE 1110834	
			SAG170	Crankshaft sensor	B3	OE 1062545	
	06/08 → 11/12	MWSS109	ABS sensor	D1	OE 1516502; Position: front axle left and right		
		MWSS110	ABS sensor	D1	OE 1514205; Position: rear axle left and right		
		06/08 →	SPA179	Coolant temperature sensor	E3	OE 1109340	
SAA115	Oil pressure switches		F1	OE 1116647			
1.4 LPG	71	01/09 →	APS13	Intake pressure sensor	A3	OE 1141598	
			APS79	Intake pressure sensor	A3	OE 1516717	

	kw			DESCRIPTION	TYPE	
FORD						
FIESTA VI (CB1, CCN)						
1.4 LPG	71	01/09 →	SAD038	Knock sensor	B1	OE 1068159
		05/09 → 11/12	MWSS109	ABS sensor	D1	OE 1516502; Position: front axle left and right
			MWSS110	ABS sensor	D1	OE 1514205; Position: rear axle left and right
		01/09 →	SPA179	Coolant temperature sensor	E3	OE 1109340
1.4 TDCi	51	07/10 →	ATS22	Air temperature sensor	A1	OE 1251249
			APS112	Intake pressure sensor	A3	OE 1333353
			APS114	Intake pressure sensor	A3	OE 1703244
			SAC099	Camshaft sensor	B2	OE 1685774
			SAC100	Camshaft sensor	B2	OE 1148056
			SAG109	Crankshaft sensor	B3	OE 1690470
			SAG167	Crankshaft sensor	B3	OE 1517990
			SPS010	Exhaust gas pressure sensor	C2	OE 1545549
	07/10 → 11/12	MWSS109	ABS sensor	D1	OE 1516502; Position: front axle left and right	
		MWSS110	ABS sensor	D1	OE 1514205; Position: rear axle left and right	
	07/10 →	SPA172	Coolant temperature sensor	E3	OE 1204700	
	50	01/09 →	ATS22	Air temperature sensor	A1	OE 1251249
			APS112	Intake pressure sensor	A3	OE 1333353
			SAC008	Camshaft sensor	B2	OE 3043996
			SAC100	Camshaft sensor	B2	OE 1148056
			SAG167	Crankshaft sensor	B3	OE 1517990
			SAG168	Crankshaft sensor	B3	OE 1148073
		01/09 → 11/12	MWSS109	ABS sensor	D1	OE 1516502; Position: front axle left and right
01/09 → 11/12		MWSS110	ABS sensor	D1	OE 1514205; Position: rear axle left and right	
01/09 →	SPA172	Coolant temperature sensor	E3	OE 1204700		
	SAA118	Oil pressure switches	F1	OE 1145966		
1.5 TDCi	55	09/12 →	ATS22	Air temperature sensor	A1	OE 1251249
			APS114	Intake pressure sensor	A3	OE 1703244
			SAC099	Camshaft sensor	B2	OE 1685774
		05/15 →	SAC124	Camshaft sensor	B2	OE 1866401
		11/12 →	MWSS109	ABS sensor	D1	OE 1516502; Position: front axle left and right
			MWSS110	ABS sensor	D1	OE 1514205; Position: rear axle left and right
	09/12 →	SPA172	Coolant temperature sensor	E3	OE 1204700	
	70	05/15 →	SAC124	Camshaft sensor	B2	OE 1866401
			MWSS109	ABS sensor	D1	OE 1516502; Position: front axle left and right
			MWSS110	ABS sensor	D1	OE 1514205; Position: rear axle left and right
1.6 ST	134	03/13 →	APS106	Intake pressure sensor	A3	OE 1682141
			SAG109	Crankshaft sensor	B3	OE 1690470
			MWSS109	ABS sensor	D1	OE 1516502; Position: front axle left and right
			SPA179	Coolant temperature sensor	E3	OE 1109340
			APS126	Fuel pressure sensor	F2	OE 1729436
1.6 TDCi	66	06/08 →	ATS22	Air temperature sensor	A1	OE 1251249
			APS38	Intake pressure sensor	A3	OE 1231463
			SAC008	Camshaft sensor	B2	OE 3043996
			SAC096	Camshaft sensor	B2	OE 1229954

			KW			DESCRIPTION	TYPE	
FORD								
FIESTA VI (CB1, CCN)								
1.6 TDCi	66	06/08 →	SAG109	Crankshaft sensor	B3	OE 1690470		
			SAG167	Crankshaft sensor	B3	OE 1517990		
			SPS010	Exhaust gas pressure sensor	C2	OE 1545549		
		06/08 → 11/12	MWSS109	ABS sensor	D1	OE 1516502; Position: front axle left and right		
			MWSS110	ABS sensor	D1	OE 1514205; Position: rear axle left and right		
		06/08 →	SPA172	Coolant temperature sensor	E3	OE 1204700		
	SAA118		Oil pressure switches	F1	OE 1145966			
	70	02/10 →	APS123	Intake pressure sensor	A3	OE 1683949		
			SAD038	Knock sensor	B1	OE 1068159		
			SAC099	Camshaft sensor	B2	OE 1685774		
			SAG109	Crankshaft sensor	B3	OE 1690470		
		02/10 → 03/12	SAG167	Crankshaft sensor	B3	OE 1517990		
			SPS010	Exhaust gas pressure sensor	C2	OE 1545549		
			02/10 →	MWSS109	ABS sensor	D1	OE 1516502; Position: front axle left and right	
02/10 → 11/12	MWSS110	ABS sensor	D1	OE 1514205; Position: rear axle left and right				
02/10 →	SPA172	Coolant temperature sensor	E3	OE 1204700				
1.6 Ti	88	06/08 →	APS13	Intake pressure sensor	A3	OE 1141598		
			SAD038	Knock sensor	B1	OE 1068159		
			SAC008	Camshaft sensor	B2	OE 3043996		
			SAC092	Camshaft sensor	B2	OE 1319158		
			SAG008	Crankshaft sensor	B3	OE 1110834		
			SAG109	Crankshaft sensor	B3	OE 1690470		
			SAG170	Crankshaft sensor	B3	OE 1062545		
		06/08 → 11/12	MWSS109	ABS sensor	D1	OE 1516502; Position: front axle left and right		
	MWSS110		ABS sensor	D1	OE 1514205; Position: rear axle left and right			
	77	06/08 →	SPA179	Coolant temperature sensor	E3	OE 1109340		
			SAA115	Oil pressure switches	F1	OE 1116647		
		09/12 →	SAC092	Camshaft sensor	B2	OE 1319158		
		11/12 →	MWSS109	ABS sensor	D1	OE 1516502; Position: front axle left and right		
MWSS110			ABS sensor	D1	OE 1514205; Position: rear axle left and right			
09/12 →	SPA179	Coolant temperature sensor	E3	OE 1109340				
FIESTA VII								
1.0 EcoBoost	74	05/17 →	ATS20	Intake pressure sensor	A3	OE 1448387		
			SPA179	Coolant temperature sensor	E3	OE 1109340		
	92	05/17 →	ATS20	Intake pressure sensor	A3	OE 1448387		
			SPA179	Coolant temperature sensor	E3	OE 1109340		
1.1	63	05/17 →	SPA179	Coolant temperature sensor	E3	OE 1109340		
FOCUS (DAW, DBW)								
1.4 16V	55	10/98 → 11/04	ATS24	Air temperature sensor	A1	OE 1117860		
			SVF008	Throttle position sensors	A2	OE 1053946		
			APS12	Intake pressure sensor	A3	OE 1113276		
			SAD038	Knock sensor	B1	OE 1068159		
			SAC003	Camshaft sensor	B2	OE 1037465		
			SAC004	Camshaft sensor	B2	OE 1111037		
			SAC008	Camshaft sensor	B2	OE 3043996		
			SAC009	Camshaft sensor	B2	OE 3043998		
			SAC097	Camshaft sensor	B2	OE 4731642		

	kw			DESCRIPTION	TYPE				
FORD									
FOCUS (DAW, DBW)									
1.4 16V	55	10/98 → 11/04	SAG006	Crankshaft sensor	B3	OE 6602998			
			SAG170	Crankshaft sensor	B3	OE 1062545			
			SAG171	Crankshaft sensor	B3	OE 1048905			
			SAG179	Crankshaft sensor	B3	OE 1068171			
			MWSS038	ABS sensor	D1	OE 1064227; Position: front axle left and right			
			MWSS040	ABS sensor	D1	OE 1067210; Position: rear axle left and right			
			MWSS041	ABS sensor	D1	OE 1067208; Position: right rear			
			SPA113	Coolant temperature sensor	E3	OE 3857955			
			SPA170	Coolant temperature sensor	E3	OE 1L2412A648BA			
1.6 16V	74	10/98 → 11/04	ATS24	Air temperature sensor	A1	OE 1117860			
			SVF008	Throttle position sensors	A2	OE 1053946			
			APS12	Intake pressure sensor	A3	OE 1113276			
			SAD038	Knock sensor	B1	OE 1068159			
			SAC003	Camshaft sensor	B2	OE 1037465			
			SAC008	Camshaft sensor	B2	OE 3043996			
			SAC009	Camshaft sensor	B2	OE 3043998			
			SAC097	Camshaft sensor	B2	OE 4731642			
			SAG006	Crankshaft sensor	B3	OE 6602998			
			SAG170	Crankshaft sensor	B3	OE 1062545			
			SAG171	Crankshaft sensor	B3	OE 1048905			
			SAG179	Crankshaft sensor	B3	OE 1068171			
			MWSS038	ABS sensor	D1	OE 1064227; Position: front axle left and right			
			MWSS040	ABS sensor	D1	OE 1067210; Position: rear axle left and right			
			MWSS041	ABS sensor	D1	OE 1067208; Position: right rear			
			SPA113	Coolant temperature sensor	E3	OE 3857955			
			SPA170	Coolant temperature sensor	E3	OE 1L2412A648BA			
1.8 16V	85	10/98 → 11/04	ATS24	Air temperature sensor	A1	OE 1117860			
			SVF008	Throttle position sensors	A2	OE 1053946			
			SAD038	Knock sensor	B1	OE 1068159			
			SAC002	Camshaft sensor	B2	OE 6602999			
			SAC008	Camshaft sensor	B2	OE 3043996			
			SAC009	Camshaft sensor	B2	OE 3043998			
			SAG006	Crankshaft sensor	B3	OE 6602998			
			SAG170	Crankshaft sensor	B3	OE 1062545			
			SAG171	Crankshaft sensor	B3	OE 1048905			
			SAG179	Crankshaft sensor	B3	OE 1068171			
			MWSS038	ABS sensor	D1	OE 1064227; Position: front axle left and right			
			MWSS040	ABS sensor	D1	OE 1067210; Position: rear axle left and right			
			MWSS041	ABS sensor	D1	OE 1067208; Position: right rear			
			SPA179	Coolant temperature sensor	E3	OE 1109340			
			SAA113	Oil pressure switches	F1	OE 1053881			
			1.8 TDCi	85	03/01 → 11/04	ATS24	Air temperature sensor	A1	OE 1117860
						APS11	Intake pressure sensor	A3	OE 1139330
SAD040	Knock sensor	B1				OE 1132002			
SAC008	Camshaft sensor	B2				OE 3043996			
SAC009	Camshaft sensor	B2				OE 3043998			

			KW		 PARTS & SERVICES	DESCRIPTION	TYPE	
FORD								
FOCUS (DAW, DBW)								
1.8 TDCi	85	03/01 → 11/04	SAC074	Camshaft sensor	B2	OE 1132377		
			SAG001	Crankshaft sensor	B3	OE 1131913		
			SAG006	Crankshaft sensor	B3	OE 6602998		
			SAG179	Crankshaft sensor	B3	OE 1068171		
			MWSS038	ABS sensor	D1	OE 1064227; Position: front axle left and right		
			MWSS040	ABS sensor	D1	OE 1067210; Position: rear axle left and right		
			MWSS041	ABS sensor	D1	OE 1067208; Position: right rear		
			SPA158	Coolant temperature sensor	E3	OE 1079267		
			SPA170	Coolant temperature sensor	E3	OE 1L2412A648BA		
		SAA115	Oil pressure switches	F1	OE 1116647			
		74	08/02 → 11/04	ATS24	Air temperature sensor	A1	OE 1117860	
	APS15			Intake pressure sensor	A3	OE 1041954		
	SAD040			Knock sensor	B1	OE 1132002		
	SAC008			Camshaft sensor	B2	OE 3043996		
	SAC009			Camshaft sensor	B2	OE 3043998		
	SAC074			Camshaft sensor	B2	OE 1132377		
	SAG001			Crankshaft sensor	B3	OE 1131913		
	SAG006			Crankshaft sensor	B3	OE 6602998		
	SAG179			Crankshaft sensor	B3	OE 1068171		
				MWSS038	ABS sensor	D1	OE 1064227; Position: front axle left and right	
				MWSS040	ABS sensor	D1	OE 1067210; Position: rear axle left and right	
				MWSS041	ABS sensor	D1	OE 1067208; Position: right rear	
				SPA158	Coolant temperature sensor	E3	OE 1079267	
				SPA170	Coolant temperature sensor	E3	OE 1L2412A648BA	
		SAA115	Oil pressure switches	F1	OE 1116647			
	1.8 Turbo DI / TDDi	66	10/98 → 11/04	ATS24	Air temperature sensor	A1	OE 1117860	
				APS15	Intake pressure sensor	A3	OE 1041954	
				SAC008	Camshaft sensor	B2	OE 3043996	
SAC009				Camshaft sensor	B2	OE 3043998		
SAC074				Camshaft sensor	B2	OE 1132377		
SAG006				Crankshaft sensor	B3	OE 6602998		
SAG170				Crankshaft sensor	B3	OE 1062545		
SAG171				Crankshaft sensor	B3	OE 1048905		
SAG179				Crankshaft sensor	B3	OE 1068171		
				MWSS038	ABS sensor	D1	OE 1064227; Position: front axle left and right	
				MWSS040	ABS sensor	D1	OE 1067210; Position: rear axle left and right	
				MWSS041	ABS sensor	D1	OE 1067208; Position: right rear	
				SPA158	Coolant temperature sensor	E3	OE 1079267	
				SPA170	Coolant temperature sensor	E3	OE 1L2412A648BA	
				SAA113	Oil pressure switches	F1	OE 1053881	
	SAA115	Oil pressure switches	F1	OE 1116647				
2.0 16V	96	10/98 → 11/04	ATS24	Air temperature sensor	A1	OE 1117860		
			SVF008	Throttle position sensors	A2	OE 1053946		
			SAC002	Camshaft sensor	B2	OE 6602999		
			SAC008	Camshaft sensor	B2	OE 3043996		
			SAC009	Camshaft sensor	B2	OE 3043998		
			SAG006	Crankshaft sensor	B3	OE 6602998		
			SAG170	Crankshaft sensor	B3	OE 1062545		
			SAG171	Crankshaft sensor	B3	OE 1048905		

	kW			DESCRIPTION	TYPE	
FORD						
FOCUS (DAW, DBW)						
2.0 16V	96	10/98 → 11/04	SAG179	Crankshaft sensor	B3	OE 1068171
			MWSS038	ABS sensor	D1	OE 1064227; Position: front axle left and right
			MWSS040	ABS sensor	D1	OE 1067210; Position: rear axle left and right
			MWSS041	ABS sensor	D1	OE 1067208; Position: right rear
			SPA179	Coolant temperature sensor	E3	OE 1109340
			SAA113	Oil pressure switches	F1	OE 1053881
ST170	127	03/02 → 11/04	ATS24	Air temperature sensor	A1	OE 1117860
			SVF008	Throttle position sensors	A2	OE 1053946
			SAD036	Knock sensor	B1	OE 1119941
			SAC008	Camshaft sensor	B2	OE 3043996
			SAC009	Camshaft sensor	B2	OE 3043998
			SAC020	Camshaft sensor	B2	OE 1037605
			SAG006	Crankshaft sensor	B3	OE 6602998
			SAG171	Crankshaft sensor	B3	OE 1048905
			MWSS038	ABS sensor	D1	OE 1064227; Position: front axle left and right
			MWSS040	ABS sensor	D1	OE 1067210; Position: rear axle left and right
			MWSS041	ABS sensor	D1	OE 1067208; Position: right rear
			SPA179	Coolant temperature sensor	E3	OE 1109340
SAA113	Oil pressure switches	F1	OE 1053881			
FOCUS C-MAX (DM2)						
1.6	74	10/03 → 03/07	SVF008	Throttle position sensors	A2	OE 1053946
			APS13	Intake pressure sensor	A3	OE 1141598
			SAD038	Knock sensor	B1	OE 1068159
			SAC004	Camshaft sensor	B2	OE 1111037
			SAC008	Camshaft sensor	B2	OE 3043996
			SAC009	Camshaft sensor	B2	OE 3043998
			SAG008	Crankshaft sensor	B3	OE 1110834
			SAG170	Crankshaft sensor	B3	OE 1062545
			SAG171	Crankshaft sensor	B3	OE 1048905
			MWSS045	ABS sensor	D1	OE 1223620; Position: front axle left and right
			MWSS046	ABS sensor	D1	OE 1223622; Position: rear axle left and right
			MWSS049	ABS sensor	D1	OE 1356184; Position: front axle left and right
			SPA170	Coolant temperature sensor	E3	OE 1L2412A648BA
			SPA179	Coolant temperature sensor	E3	OE 1109340
SAA115	Oil pressure switches	F1	OE 1116647			
1.6 TDCi	80	10/03 → 03/07	ATS22	Air temperature sensor	A1	OE 1251249
			APS38	Intake pressure sensor	A3	OE 1231463
			SAC008	Camshaft sensor	B2	OE 3043996
			SAC009	Camshaft sensor	B2	OE 3043998
			SAC096	Camshaft sensor	B2	OE 1229954
			SAG167	Crankshaft sensor	B3	OE 1517990
			SAG170	Crankshaft sensor	B3	OE 1062545
			SAG171	Crankshaft sensor	B3	OE 1048905
			SPS006	Exhaust gas pressure sensor	C2	OE 1315684
			MWSS045	ABS sensor	D1	OE 1223620; Position: front axle left and right
			MWSS046	ABS sensor	D1	OE 1223622; Position: rear axle left and right

			KW			DESCRIPTION	TYPE	
FORD								
FOCUS C-MAX (DM2)								
1.6 TDCi	80	10/03 → 03/07	MWSS049	ABS sensor	D1	OE 1356184; Position: front axle left and right		
			SPA170	Coolant temperature sensor	E3	OE 1L2412A648BA		
			SPA172	Coolant temperature sensor	E3	OE 1204700		
			SAA118	Oil pressure switches	F1	OE 1145966		
	66	02/05 → 03/07	ATS22	Air temperature sensor	A1	OE 1251249		
			APS38	Intake pressure sensor	A3	OE 1231463		
			SAC008	Camshaft sensor	B2	OE 3043996		
			SAC009	Camshaft sensor	B2	OE 3043998		
			SAC096	Camshaft sensor	B2	OE 1229954		
			SAG167	Crankshaft sensor	B3	OE 1517990		
			SAG170	Crankshaft sensor	B3	OE 1062545		
			SAG171	Crankshaft sensor	B3	OE 1048905		
			SPS006	Exhaust gas pressure sensor	C2	OE 1315684		
			MWSS045	ABS sensor	D1	OE 1223620; Position: front axle left and right		
			MWSS046	ABS sensor	D1	OE 1223622; Position: rear axle left and right		
			MWSS049	ABS sensor	D1	OE 1356184; Position: front axle left and right		
			1.6 Ti	85	08/04 → 03/07	APS13	Intake pressure sensor	A3
SAD038	Knock sensor	B1				OE 1068159		
SAC004	Camshaft sensor	B2				OE 1111037		
SAC008	Camshaft sensor	B2				OE 3043996		
SAC009	Camshaft sensor	B2				OE 3043998		
SAC092	Camshaft sensor	B2				OE 1319158		
SAG008	Crankshaft sensor	B3				OE 1110834		
SAG168	Crankshaft sensor	B3				OE 1148073		
SAG171	Crankshaft sensor	B3				OE 1048905		
MWSS045	ABS sensor	D1				OE 1223620; Position: front axle left and right		
MWSS046	ABS sensor	D1				OE 1223622; Position: rear axle left and right		
MWSS049	ABS sensor	D1				OE 1356184; Position: front axle left and right		
1.8	88	10/03 → 03/07				APS19	Intake pressure sensor	A3
			SAD036	Knock sensor	B1	OE 1119941		
			SAC001	Camshaft sensor	B2	OE 1119942		
			SAC008	Camshaft sensor	B2	OE 3043996		
			SAC009	Camshaft sensor	B2	OE 3043998		
			SAG016	Camshaft sensor	B2	OE 1119150		
			SAG170	Crankshaft sensor	B3	OE 1062545		
			SAG171	Crankshaft sensor	B3	OE 1048905		
			MWSS045	ABS sensor	D1	OE 1223620; Position: front axle left and right		
			MWSS046	ABS sensor	D1	OE 1223622; Position: rear axle left and right		
			MWSS049	ABS sensor	D1	OE 1356184; Position: front axle left and right		





	KW			DESCRIPTION	TYPE	
FORD						
FOCUS C-MAX (DM2)						
1.8	88	10/03 → 03/07	SPA116	Fuel temperature sensor	E2	OE 1047284
			SPA170	Coolant temperature sensor	E3	OE 1L2412A648BA
			SPA179	Coolant temperature sensor	E3	OE 1109340
			SAA115	Oil pressure switches	F1	OE 1116647
	92	04/04 → 03/07	APS19	Intake pressure sensor	A3	OE 1119939
			SAD036	Knock sensor	B1	OE 1119941
			SAC001	Camshaft sensor	B2	OE 1119942
			SAC008	Camshaft sensor	B2	OE 3043996
			SAC009	Camshaft sensor	B2	OE 3043998
			SAG016	Camshaft sensor	B2	OE 1119150
			SAG171	Crankshaft sensor	B3	OE 1048905
			MWSS045	ABS sensor	D1	OE 1223620; Position: front axle left and right
			MWSS046	ABS sensor	D1	OE 1223622; Position: rear axle left and right
			MWSS049	ABS sensor	D1	OE 1356184; Position: front axle left and right
			SPA116	Fuel temperature sensor	E2	OE 1047284
			SPA170	Coolant temperature sensor	E3	OE 1L2412A648BA
			SPA179	Coolant temperature sensor	E3	OE 1109340
SAA115	Oil pressure switches	F1	OE 1116647			
1.8 TDCi	85	01/05 → 03/07	ATS22	Air temperature sensor	A1	OE 1251249
			APS78	Intake pressure sensor	A3	OE 1352477
			SAD041	Knock sensor	B1	OE 1357496
			SAC008	Camshaft sensor	B2	OE 3043996
			SAC009	Camshaft sensor	B2	OE 3043998
			SAC074	Camshaft sensor	B2	OE 1132377
			SAG001	Crankshaft sensor	B3	OE 1131913
			SAG170	Crankshaft sensor	B3	OE 1062545
			SAG179	Crankshaft sensor	B3	OE 1068171
			MWSS045	ABS sensor	D1	OE 1223620; Position: front axle left and right
			MWSS046	ABS sensor	D1	OE 1223622; Position: rear axle left and right
			MWSS049	ABS sensor	D1	OE 1356184; Position: front axle left and right
			SPA158	Coolant temperature sensor	E3	OE 1079267
			SPA170	Coolant temperature sensor	E3	OE 1L2412A648BA
			SAA115	Oil pressure switches	F1	OE 1116647
			APS138	Fuel pressure sensor	F2	OE 1445928*
			2.0	107	03/04 → 03/07	APS19
SAD036	Knock sensor	B1				OE 1119941
SAC001	Camshaft sensor	B2				OE 1119942
SAC008	Camshaft sensor	B2				OE 3043996
SAC009	Camshaft sensor	B2				OE 3043998
SAG016	Camshaft sensor	B2				OE 1119150
SAG171	Crankshaft sensor	B3				OE 1048905
MWSS045	ABS sensor	D1				OE 1223620; Position: front axle left and right
MWSS046	ABS sensor	D1				OE 1223622; Position: rear axle left and right
MWSS049	ABS sensor	D1				OE 1356184; Position: front axle left and right
SPA116	Fuel temperature sensor	E2				OE 1047284
SPA170	Coolant temperature sensor	E3				OE 1L2412A648BA

	KW			DESCRIPTION	TYPE			
FORD								
FOCUS C-MAX (DM2)								
2.0	107	03/04 → 03/07	SPA179	Coolant temperature sensor	E3	OE 1109340		
			SAA115	Oil pressure switches	F1	OE 1116647		
2.0 TDCi	100	10/03 → 03/07	ATS22	Air temperature sensor	A1	OE 1251249		
			APS38	Intake pressure sensor	A3	OE 1231463		
			SAC008	Camshaft sensor	B2	OE 3043996		
			SAC009	Camshaft sensor	B2	OE 3043998		
			SAC096	Camshaft sensor	B2	OE 1229954		
			SAG169	Crankshaft sensor	B3	OE 1231925		
			SAG170	Crankshaft sensor	B3	OE 1062545		
			SPS006	Exhaust gas pressure sensor	C2	OE 1315684		
			MWSS045	ABS sensor	D1	OE 1223620; Position: front axle left and right		
			MWSS046	ABS sensor	D1	OE 1223622; Position: rear axle left and right		
			MWSS049	ABS sensor	D1	OE 1356184; Position: front axle left and right		
			SPA170	Coolant temperature sensor	E3	OE 1L2412A648BA		
			SPA172	Coolant temperature sensor	E3	OE 1204700		
SAA118	Oil pressure switches	F1	OE 1145966					
FOCUS II (DA, HCP, DP)								
1.4	59	07/04 → 09/12	APS13	Intake pressure sensor	A3	OE 1141598		
			SAD038	Knock sensor	B1	OE 1068159		
			SAC004	Camshaft sensor	B2	OE 1111037		
			SAC008	Camshaft sensor	B2	OE 3043996		
			SAC009	Camshaft sensor	B2	OE 3043998		
			SAG008	Crankshaft sensor	B3	OE 1110834		
			SAG170	Crankshaft sensor	B3	OE 1062545		
			SAG171	Crankshaft sensor	B3	OE 1048905		
		07/04 → 11/10	MWSS045	ABS sensor	D1	OE 1223620; Position: front axle left and right		
		07/04 → 02/11	MWSS046	ABS sensor	D1	OE 1223622; Position: rear axle left and right		
			MWSS049	ABS sensor	D1	OE 1356184; Position: front axle left and right		
		12/10 → 02/11	MWSS130	ABS sensor	D1	OE 1690865; Position: front axle left and right		
		07/04 → 09/12	SPA170	Coolant temperature sensor	E3	OE 1L2412A648BA		
			SPA179	Coolant temperature sensor	E3	OE 1109340		
			SAA115	Oil pressure switches	F1	OE 1116647		
		1.6	74	07/04 → 09/12	APS13	Intake pressure sensor	A3	OE 1141598
					SAD038	Knock sensor	B1	OE 1068159
SAC004	Camshaft sensor				B2	OE 1111037		
SAC008	Camshaft sensor				B2	OE 3043996		
SAC009	Camshaft sensor				B2	OE 3043998		
SAC092	Camshaft sensor				B2	OE 1319158		
SAG008	Crankshaft sensor				B3	OE 1110834		
SAG170	Crankshaft sensor				B3	OE 1062545		
SAG171	Crankshaft sensor			B3	OE 1048905			
07/04 → 11/10	MWSS045			ABS sensor	D1	OE 1223620; Position: front axle left and right		
07/04 → 02/11	MWSS046			ABS sensor	D1	OE 1223622; Position: rear axle left and right		
	MWSS049			ABS sensor	D1	OE 1356184; Position: front axle left and right		

	KW			DESCRIPTION	TYPE	
FORD						
FOCUS II (DA_, HCP, DP)						
1.6	74	12/10 → 02/11	MWSS130	ABS sensor	D1	OE 1690865; Position: front axle left and right
		07/04 → 09/12	SPA170	Coolant temperature sensor	E3	OE 1L2412A648BA
			SPA179	Coolant temperature sensor	E3	OE 1109340
			SAA115	Oil pressure switches	F1	OE 1116647
1.6 TDCi	80	07/04 → 09/12	ATS22	Air temperature sensor	A1	OE 1251249
			APS38	Intake pressure sensor	A3	OE 1231463
			SAC008	Camshaft sensor	B2	OE 3043996
			SAC009	Camshaft sensor	B2	OE 3043998
			SAC096	Camshaft sensor	B2	OE 1229954
			SAG167	Crankshaft sensor	B3	OE 1517990
			SAG170	Crankshaft sensor	B3	OE 1062545
			SAG171	Crankshaft sensor	B3	OE 1048905
		SPS006	Exhaust gas pressure sensor	C2	OE 1315684	
		07/04 → 11/10	MWSS045	ABS sensor	D1	OE 1223620; Position: front axle left and right
			MWSS046	ABS sensor	D1	OE 1223622; Position: rear axle left and right
		07/04 → 02/11	MWSS049	ABS sensor	D1	OE 1356184; Position: front axle left and right
	12/10 → 02/11		MWSS130	ABS sensor	D1	OE 1690865; Position: front axle left and right
	07/04 → 09/12	SPA170	Coolant temperature sensor	E3	OE 1L2412A648BA	
		SPA172	Coolant temperature sensor	E3	OE 1204700	
	07/04 → 09/12	SAA118	Oil pressure switches	F1	OE 1145966	
		66	01/05 → 09/12	ATS22	Air temperature sensor	A1
	APS38			Intake pressure sensor	A3	OE 1231463
	SAC008			Camshaft sensor	B2	OE 3043996
	SAC009			Camshaft sensor	B2	OE 3043998
	SAC096			Camshaft sensor	B2	OE 1229954
	SAG167			Crankshaft sensor	B3	OE 1517990
	SAG170			Crankshaft sensor	B3	OE 1062545
	SAG171			Crankshaft sensor	B3	OE 1048905
	SPS006		Exhaust gas pressure sensor	C2	OE 1315684	
	01/05 → 11/10		MWSS045	ABS sensor	D1	OE 1223620; Position: front axle left and right
			MWSS046	ABS sensor	D1	OE 1223622; Position: rear axle left and right
	01/05 → 02/11		MWSS049	ABS sensor	D1	OE 1356184; Position: front axle left and right
12/10 → 02/11		MWSS130	ABS sensor	D1	OE 1690865; Position: front axle left and right	
01/05 → 09/12	SPA170	Coolant temperature sensor	E3	OE 1L2412A648BA		
	SPA172	Coolant temperature sensor	E3	OE 1204700		
01/05 → 09/12	SAA118	Oil pressure switches	F1	OE 1145966		
	85	07/04 → 09/12	APS13	Intake pressure sensor	A3	OE 1141598
SAD038			Knock sensor	B1	OE 1068159	
SAC004			Camshaft sensor	B2	OE 1111037	
SAC008			Camshaft sensor	B2	OE 3043996	
SAC009			Camshaft sensor	B2	OE 3043998	
SAC092			Camshaft sensor	B2	OE 1319158	
SAG008			Crankshaft sensor	B3	OE 1110834	
SAG168			Crankshaft sensor	B3	OE 1148073	
SAG170			Crankshaft sensor	B3	OE 1062545	
SAG171			Crankshaft sensor	B3	OE 1048905	

		KW		 PARTS & SERVICES	DESCRIPTION	TYPE	
FORD							
FOCUS II (DA_, HCP, DP)							
1.6 Ti	85	07/04 → 11/10	MWSS045	ABS sensor	D1	OE 1223620; Position: front axle left and right	
		07/04 → 02/11	MWSS046	ABS sensor	D1	OE 1223622; Position: rear axle left and right	
			MWSS049	ABS sensor	D1	OE 1356184; Position: front axle left and right	
		12/10 → 02/11	MWSS130	ABS sensor	D1	OE 1690865; Position: front axle left and right	
		07/04 → 09/12	SPA170	Coolant temperature sensor	E3	OE 1L2412A648BA	
SPA179	Coolant temperature sensor		E3	OE 1109340			
SAA115	Oil pressure switches		F1	OE 1116647			
1.8	92	03/06 → 09/12	APS19	Intake pressure sensor	A3	OE 1119939	
			SAC001	Camshaft sensor	B2	OE 1119942	
			SAC008	Camshaft sensor	B2	OE 3043996	
			SAC009	Camshaft sensor	B2	OE 3043998	
			SAG171	Crankshaft sensor	B3	OE 1048905	
	03/06 → 11/10	MWSS045	ABS sensor	D1	OE 1223620; Position: front axle left and right		
	03/06 → 02/11	MWSS046	ABS sensor	D1	OE 1223622; Position: rear axle left and right		
		MWSS049	ABS sensor	D1	OE 1356184; Position: front axle left and right		
	12/10 → 02/11	MWSS130	ABS sensor	D1	OE 1690865; Position: front axle left and right		
	03/06 → 09/12	SPA116	Fuel temperature sensor	E2	OE 1047284		
SPA179		Coolant temperature sensor	E3	OE 1109340			
1.8 TDCi	85	01/05 → 09/12	ATS22	Air temperature sensor	A1	OE 1251249	
			APS78	Intake pressure sensor	A3	OE 1352477	
			SAD041	Knock sensor	B1	OE 1357496	
			SAC008	Camshaft sensor	B2	OE 3043996	
			SAC009	Camshaft sensor	B2	OE 3043998	
			SAC074	Camshaft sensor	B2	OE 1132377	
			SAG001	Crankshaft sensor	B3	OE 1131913	
			SAG170	Crankshaft sensor	B3	OE 1062545	
	01/05 → 11/10	MWSS045	ABS sensor	D1	OE 1223620; Position: front axle left and right		
	01/05 → 02/11	MWSS046	ABS sensor	D1	OE 1223622; Position: rear axle left and right		
		MWSS049	ABS sensor	D1	OE 1356184; Position: front axle left and right		
	12/10 → 02/11	MWSS130	ABS sensor	D1	OE 1690865; Position: front axle left and right		
	01/05 → 09/12	SPA158	Coolant temperature sensor	E3	OE 1079267		
		SPA170	Coolant temperature sensor	E3	OE 1L2412A648BA		
		SPA172	Coolant temperature sensor	E3	OE 1204700		
SAA115		Oil pressure switches	F1	OE 1116647			
APS138		Fuel pressure sensor	F2	OE 1445928*			
2.0	107	07/04 → 09/12	APS19	Intake pressure sensor	A3	OE 1119939	
			SAD036	Knock sensor	B1	OE 1119941	
			SAC001	Camshaft sensor	B2	OE 1119942	
			SAC008	Camshaft sensor	B2	OE 3043996	
			SAC009	Camshaft sensor	B2	OE 3043998	
			SAG016	Camshaft sensor	B2	OE 1119150	

	kW			DESCRIPTION	TYPE	
FORD						
FOCUS II (DA_, HCP, DP)						
2.0	107	07/04 → 09/12	SAG170	Crankshaft sensor	B3	OE 1062545
			SAG171	Crankshaft sensor	B3	OE 1048905
			MWSS045	ABS sensor	D1	OE 1223620; Position: front axle left and right
			MWSS046	ABS sensor	D1	OE 1223622; Position: rear axle left and right
			MWSS049	ABS sensor	D1	OE 1356184; Position: front axle left and right
			MWSS130	ABS sensor	D1	OE 1690865; Position: front axle left and right
			SPA116	Fuel temperature sensor	E2	OE 1047284
			SPA170	Coolant temperature sensor	E3	OE 1L2412A648BA
			SPA179	Coolant temperature sensor	E3	OE 1109340
2.0 TDCi	100	07/04 → 09/12	ATS22	Air temperature sensor	A1	OE 1251249
			APS38	Intake pressure sensor	A3	OE 1231463
			SAC008	Camshaft sensor	B2	OE 3043996
			SAC009	Camshaft sensor	B2	OE 3043998
			SAC096	Camshaft sensor	B2	OE 1229954
			SAG169	Crankshaft sensor	B3	OE 1231925
			SAG170	Crankshaft sensor	B3	OE 1062545
			SAG171	Crankshaft sensor	B3	OE 1048905
		SPS006	Exhaust gas pressure sensor	C2	OE 1315684	
		07/04 → 11/10	MWSS045	ABS sensor	D1	OE 1223620; Position: front axle left and right
		07/04 → 02/11	MWSS046	ABS sensor	D1	OE 1223622; Position: rear axle left and right
			MWSS049	ABS sensor	D1	OE 1356184; Position: front axle left and right
		12/10 → 02/11	MWSS130	ABS sensor	D1	OE 1690865; Position: front axle left and right
		07/04 → 09/12	SPA170	Coolant temperature sensor	E3	OE 1L2412A648BA
			SPA172	Coolant temperature sensor	E3	OE 1204700
SAA118	Oil pressure switches		F1	OE 1145966		
2.5 ST	166	10/05 → 09/12	APS19	Intake pressure sensor	A3	OE 1119939
			APS22	Intake pressure sensor	A3	OE 1367813
			SAD039	Knock sensor	B1	OE 1371593
			SAC008	Camshaft sensor	B2	OE 3043996
			SAC009	Camshaft sensor	B2	OE 3043998
			SAC033	Camshaft sensor	B2	OE 1371595
			SAG170	Crankshaft sensor	B3	OE 1062545
			SAG171	Crankshaft sensor	B3	OE 1048905
		SAG230	Crankshaft sensor	B3	OE 1371654	
		10/05 → 11/10	MWSS045	ABS sensor	D1	OE 1223620; Position: front axle left and right
		10/05 → 02/11	MWSS046	ABS sensor	D1	OE 1223622; Position: rear axle left and right
			MWSS049	ABS sensor	D1	OE 1356184; Position: front axle left and right
		12/10 → 02/11	MWSS130	ABS sensor	D1	OE 1690865; Position: front axle left and right
		10/05 → 09/12	SPA170	Coolant temperature sensor	E3	OE 1L2412A648BA
			SPA184	Coolant temperature sensor	E3	OE 1371592

	KW			DESCRIPTION	TYPE	
FORD						
FOCUS II Cabriolet						
2.0	107	10/06 → 09/10	APS19	Intake pressure sensor	A3	OE 1119939
			SAD036	Knock sensor	B1	OE 1119941
			SAC001	Camshaft sensor	B2	OE 1119942
			SAC008	Camshaft sensor	B2	OE 3043996
			SAC009	Camshaft sensor	B2	OE 3043998
			SAG016	Camshaft sensor	B2	OE 1119150
			SAG171	Crankshaft sensor	B3	OE 1048905
			MWSS045	ABS sensor	D1	OE 1223620; Position: front axle left and right
			MWSS046	ABS sensor	D1	OE 1223622; Position: rear axle left and right
			MWSS049	ABS sensor	D1	OE 1356184; Position: front axle left and right
			MWSS130	ABS sensor	D1	OE 1690865; Position: front axle left and right
			SPA116	Fuel temperature sensor	E2	OE 1047284
			SPA170	Coolant temperature sensor	E3	OE 1L2412A648BA
			SPA179	Coolant temperature sensor	E3	OE 1109340
SA115	Oil pressure switches	F1	OE 1116647			
2.0 TDCi	100	10/06 → 09/10	ATS22	Air temperature sensor	A1	OE 1251249
			APS38	Intake pressure sensor	A3	OE 1231463
			SAC008	Camshaft sensor	B2	OE 3043996
			SAC009	Camshaft sensor	B2	OE 3043998
			SAC096	Camshaft sensor	B2	OE 1229954
			SAG169	Crankshaft sensor	B3	OE 1231925
			SAG171	Crankshaft sensor	B3	OE 1048905
			SPS006	Exhaust gas pressure sensor	C2	OE 1315684
			MWSS045	ABS sensor	D1	OE 1223620; Position: front axle left and right
			MWSS046	ABS sensor	D1	OE 1223622; Position: rear axle left and right
			MWSS049	ABS sensor	D1	OE 1356184; Position: front axle left and right
			MWSS130	ABS sensor	D1	OE 1690865; Position: front axle left and right
			SPA172	Coolant temperature sensor	E3	OE 1204700
			SA118	Oil pressure switches	F1	OE 1145966
FOCUS II Tre volumi (DB_, FCH, DH)						
1.6	74	04/05 → 09/12	APS13	Intake pressure sensor	A3	OE 1141598
			SAD038	Knock sensor	B1	OE 1068159
			SAC004	Camshaft sensor	B2	OE 1111037
			SAC008	Camshaft sensor	B2	OE 3043996
			SAC009	Camshaft sensor	B2	OE 3043998
			SAC092	Camshaft sensor	B2	OE 1319158
			SAG008	Crankshaft sensor	B3	OE 1110834
			SAG170	Crankshaft sensor	B3	OE 1062545
			SAG171	Crankshaft sensor	B3	OE 1048905
			MWSS045	ABS sensor	D1	OE 1223620; Position: front axle left and right
			MWSS046	ABS sensor	D1	OE 1223622; Position: rear axle left and right
			MWSS049	ABS sensor	D1	OE 1356184; Position: front axle left and right
			MWSS130	ABS sensor	D1	OE 1690865; Position: front axle left and right



kW



PARTS & SERVICES

DESCRIPTION

TYPE


FORD
FOCUS II Tre volumi (DB_, FCH, DH)

1.6	74	04/05 → 09/12	SPA170	Coolant temperature sensor	E3	OE 1L2412A648BA	
			SPA179	Coolant temperature sensor	E3	OE 1109340	
			SAA115	Oil pressure switches	F1	OE 1116647	
1.6 TDCi	66	04/05 → 09/12	ATS22	Air temperature sensor	A1	OE 1251249	
			APS38	Intake pressure sensor	A3	OE 1231463	
			SAC008	Camshaft sensor	B2	OE 3043996	
			SAC009	Camshaft sensor	B2	OE 3043998	
			SAC096	Camshaft sensor	B2	OE 1229954	
			SAG167	Crankshaft sensor	B3	OE 1517990	
			SAG170	Crankshaft sensor	B3	OE 1062545	
			SAG171	Crankshaft sensor	B3	OE 1048905	
			SPS006	Exhaust gas pressure sensor	C2	OE 1315684	
			1.6 TDCi	66	04/05 → 11/10	MWSS045	ABS sensor
04/05 → 02/11	MWSS046	ABS sensor			D1	OE 1223622; Position: rear axle left and right	
	MWSS049	ABS sensor			D1	OE 1356184; Position: front axle left and right	
12/10 → 02/11	MWSS130	ABS sensor			D1	OE 1690865; Position: front axle left and right	
1.6 TDCi	66	04/05 → 09/12	SPA170	Coolant temperature sensor	E3	OE 1L2412A648BA	
			SPA172	Coolant temperature sensor	E3	OE 1204700	
			SAA118	Oil pressure switches	F1	OE 1145966	
1.8 TDCi	85	04/05 → 09/12	ATS22	Air temperature sensor	A1	OE 1251249	
			APS78	Intake pressure sensor	A3	OE 1352477	
			SAD041	Knock sensor	B1	OE 1357496	
			SAC008	Camshaft sensor	B2	OE 3043996	
			SAC009	Camshaft sensor	B2	OE 3043998	
			SAC074	Camshaft sensor	B2	OE 1132377	
			SAG001	Crankshaft sensor	B3	OE 1131913	
			SAG170	Crankshaft sensor	B3	OE 1062545	
		04/05 → 11/10	MWSS045	ABS sensor	D1	OE 1223620; Position: front axle left and right	
			04/05 → 02/11	MWSS046	ABS sensor	D1	OE 1223622; Position: rear axle left and right
				MWSS049	ABS sensor	D1	OE 1356184; Position: front axle left and right
			12/10 → 02/11	MWSS130	ABS sensor	D1	OE 1690865; Position: front axle left and right
		04/05 → 09/12	SPA158	Coolant temperature sensor	E3	OE 1079267	
			SPA170	Coolant temperature sensor	E3	OE 1L2412A648BA	
SPA172	Coolant temperature sensor		E3	OE 1204700			
SAA115	Oil pressure switches		F1	OE 1116647			

FOCUS II Turnier (DA_, FFS, DS)

1.6	74	07/04 → 07/11	APS13	Intake pressure sensor	A3	OE 1141598
			SAD038	Knock sensor	B1	OE 1068159
			SAC004	Camshaft sensor	B2	OE 1111037
			SAC008	Camshaft sensor	B2	OE 3043996
			SAC009	Camshaft sensor	B2	OE 3043998
			SAC092	Camshaft sensor	B2	OE 1319158
			SAG008	Crankshaft sensor	B3	OE 1110834
			SAG170	Crankshaft sensor	B3	OE 1062545
			SAG171	Crankshaft sensor	B3	OE 1048905

		KW			DESCRIPTION	TYPE			
FORD									
FOCUS II Turnier (DA_, FFS, DS)									
1.6	74	07/04 → 11/10	MWSS045	ABS sensor	D1	OE 1223620; Position: front axle left and right			
		07/04 → 02/11	MWSS046	ABS sensor	D1	OE 1223622; Position: rear axle left and right			
			MWSS049	ABS sensor	D1	OE 1356184; Position: front axle left and right			
			MWSS130	ABS sensor	D1	OE 1690865; Position: front axle left and right			
		07/04 → 07/11	SPA170	Coolant temperature sensor	E3	OE 1L2412A648BA			
			SPA179	Coolant temperature sensor	E3	OE 1109340			
			SAA115	Oil pressure switches	F1	OE 1116647			
		1.6 TDCi	80	07/04 → 09/12	ATS22	Air temperature sensor	A1	OE 1251249	
					APS38	Intake pressure sensor	A3	OE 1231463	
					SAC008	Camshaft sensor	B2	OE 3043996	
SAC009	Camshaft sensor				B2	OE 3043998			
SAC096	Camshaft sensor				B2	OE 1229954			
SAG167	Crankshaft sensor				B3	OE 1517990			
SAG170	Crankshaft sensor				B3	OE 1062545			
SAG171	Crankshaft sensor				B3	OE 1048905			
SPS006	Exhaust gas pressure sensor			C2	OE 1315684				
07/04 → 11/10	MWSS045			ABS sensor	D1	OE 1223620; Position: front axle left and right			
	MWSS046			ABS sensor	D1	OE 1223622; Position: rear axle left and right			
07/04 → 02/11	MWSS049			ABS sensor	D1	OE 1356184; Position: front axle left and right			
	MWSS130			ABS sensor	D1	OE 1690865; Position: front axle left and right			
07/04 → 09/12	SPA170			Coolant temperature sensor	E3	OE 1L2412A648BA			
	SPA172		Coolant temperature sensor	E3	OE 1204700				
	SAA118		Oil pressure switches	F1	OE 1145966				
	07/04 → 09/12		ATS22	Air temperature sensor	A1	OE 1251249			
			APS38	Intake pressure sensor	A3	OE 1231463			
			SAC008	Camshaft sensor	B2	OE 3043996			
SAC009			Camshaft sensor	B2	OE 3043998				
SAC096			Camshaft sensor	B2	OE 1229954				
SAG167			Crankshaft sensor	B3	OE 1517990				
SAG170			Crankshaft sensor	B3	OE 1062545				
SAG171			Crankshaft sensor	B3	OE 1048905				
SPS006	Exhaust gas pressure sensor		C2	OE 1315684					
66	07/04 → 11/10		MWSS045	ABS sensor	D1	OE 1223620; Position: front axle left and right			
			MWSS046	ABS sensor	D1	OE 1223622; Position: rear axle left and right			
	07/04 → 02/11		MWSS049	ABS sensor	D1	OE 1356184; Position: front axle left and right			
		MWSS130	ABS sensor	D1	OE 1690865; Position: front axle left and right				
	07/04 → 09/12	SPA170	Coolant temperature sensor	E3	OE 1L2412A648BA				
		SPA172	Coolant temperature sensor	E3	OE 1204700				
	SAA118	Oil pressure switches	F1	OE 1145966					
	07/04 → 09/12	APS13	Intake pressure sensor	A3	OE 1141598				
		SAD038	Knock sensor	B1	OE 1068159				
		SAC004	Camshaft sensor	B2	OE 1111037				
SAC008		Camshaft sensor	B2	OE 3043996					

	kw			DESCRIPTION	TYPE	
FORD						
FOCUS II Turnier (DA_, FFS, DS)						
1.6 Ti	85	07/04 → 09/12	SAC009	Camshaft sensor	B2	OE 3043998
			SAC092	Camshaft sensor	B2	OE 1319158
			SAG008	Crankshaft sensor	B3	OE 1110834
			SAG168	Crankshaft sensor	B3	OE 1148073
			SAG170	Crankshaft sensor	B3	OE 1062545
			SAG171	Crankshaft sensor	B3	OE 1048905
			MWSS045	ABS sensor	D1	OE 1223620; Position: front axle left and right
			MWSS046	ABS sensor	D1	OE 1223622; Position: rear axle left and right
			MWSS049	ABS sensor	D1	OE 1356184; Position: front axle left and right
			MWSS130	ABS sensor	D1	OE 1690865; Position: front axle left and right
			SPA170	Coolant temperature sensor	E3	OE 1L2412A648BA
			SPA179	Coolant temperature sensor	E3	OE 1109340
SAA115	Oil pressure switches	F1	OE 1116647			
1.8	92	03/06 → 09/12	APS19	Intake pressure sensor	A3	OE 1119939
			SAC001	Camshaft sensor	B2	OE 1119942
			SAC008	Camshaft sensor	B2	OE 3043996
			SAC009	Camshaft sensor	B2	OE 3043998
			SAG171	Crankshaft sensor	B3	OE 1048905
		03/06 → 11/10	MWSS045	ABS sensor	D1	OE 1223620; Position: front axle left and right
		03/06 → 02/11	MWSS046	ABS sensor	D1	OE 1223622; Position: rear axle left and right
			MWSS049	ABS sensor	D1	OE 1356184; Position: front axle left and right
		12/10 → 02/11	MWSS130	ABS sensor	D1	OE 1690865; Position: front axle left and right
		03/06 → 09/12	SPA116	Fuel temperature sensor	E2	OE 1047284
			SPA179	Coolant temperature sensor	E3	OE 1109340
		1.8 TDCi	85	07/04 → 09/12	ATS22	Air temperature sensor
APS78	Intake pressure sensor				A3	OE 1352477
SAD041	Knock sensor				B1	OE 1357496
SAC008	Camshaft sensor				B2	OE 3043996
SAC009	Camshaft sensor				B2	OE 3043998
SAC074	Camshaft sensor				B2	OE 1132377
SAG001	Crankshaft sensor				B3	OE 1131913
SAG170	Crankshaft sensor				B3	OE 1062545
SAG171	Crankshaft sensor				B3	OE 1048905
SAG179	Crankshaft sensor				B3	OE 1068171
MWSS045	ABS sensor				D1	OE 1223620; Position: front axle left and right
MWSS046	ABS sensor				D1	OE 1223622; Position: rear axle left and right
MWSS049	ABS sensor				D1	OE 1356184; Position: front axle left and right
MWSS130	ABS sensor				D1	OE 1690865; Position: front axle left and right
SPA158	Coolant temperature sensor				E3	OE 1079267
SPA170	Coolant temperature sensor				E3	OE 1L2412A648BA
SPA172	Coolant temperature sensor				E3	OE 1204700
SAA115	Oil pressure switches				F1	OE 1116647
APS138	Fuel pressure sensor	F2	OE 1445928*			

	KW			DESCRIPTION	TYPE	
FORD						
FOCUS II Turnier (DA_, FFS, DS)						
2.0	107	07/04 → 09/12	APS19	Intake pressure sensor	A3	OE 1119939
			SAD036	Knock sensor	B1	OE 1119941
			SAC001	Camshaft sensor	B2	OE 1119942
			SAC008	Camshaft sensor	B2	OE 3043996
			SAC009	Camshaft sensor	B2	OE 3043998
			SAG016	Camshaft sensor	B2	OE 1119150
			SAG170	Crankshaft sensor	B3	OE 1062545
			SAG171	Crankshaft sensor	B3	OE 1048905
			MWSS045	ABS sensor	D1	OE 1223620; Position: front axle left and right
			MWSS046	ABS sensor	D1	OE 1223622; Position: rear axle left and right
			MWSS049	ABS sensor	D1	OE 1356184; Position: front axle left and right
			MWSS130	ABS sensor	D1	OE 1690865; Position: front axle left and right
			SPA116	Fuel temperature sensor	E2	OE 1047284
			SPA170	Coolant temperature sensor	E3	OE 1L2412A648BA
SPA179	Coolant temperature sensor	E3	OE 1109340			
SAA115	Oil pressure switches	F1	OE 1116647			
2.0 LPG	107	06/08 → 07/11	APS19	Intake pressure sensor	A3	OE 1119939
			SAC001	Camshaft sensor	B2	OE 1119942
			SAG171	Crankshaft sensor	B3	OE 1048905
		06/08 → 11/10	MWSS045	ABS sensor	D1	OE 1223620; Position: front axle left and right
			MWSS046	ABS sensor	D1	OE 1223622; Position: rear axle left and right
		06/08 → 02/11	MWSS049	ABS sensor	D1	OE 1356184; Position: front axle left and right
			MWSS130	ABS sensor	D1	OE 1690865; Position: front axle left and right
		12/10 → 02/11	MWSS130	ABS sensor	D1	OE 1690865; Position: front axle left and right
		06/08 → 07/11	SPA116	Fuel temperature sensor	E2	OE 1047284
			SPA179	Coolant temperature sensor	E3	OE 1109340
2.0 TDCi	100	07/04 → 09/12	ATS22	Air temperature sensor	A1	OE 1251249
			APS38	Intake pressure sensor	A3	OE 1231463
			SAC008	Camshaft sensor	B2	OE 3043996
			SAC009	Camshaft sensor	B2	OE 3043998
			SAC096	Camshaft sensor	B2	OE 1229954
			SAG169	Crankshaft sensor	B3	OE 1231925
			SAG170	Crankshaft sensor	B3	OE 1062545
			SAG171	Crankshaft sensor	B3	OE 1048905
			SPS006	Exhaust gas pressure sensor	C2	OE 1315684
		07/04 → 11/10	MWSS045	ABS sensor	D1	OE 1223620; Position: front axle left and right
		07/04 → 02/11	MWSS046	ABS sensor	D1	OE 1223622; Position: rear axle left and right
			MWSS049	ABS sensor	D1	OE 1356184; Position: front axle left and right
		12/10 → 02/11	MWSS130	ABS sensor	D1	OE 1690865; Position: front axle left and right
		07/04 → 09/12	SPA170	Coolant temperature sensor	E3	OE 1L2412A648BA
SPA172	Coolant temperature sensor		E3	OE 1204700		
SAA118	Oil pressure switches		F1	OE 1145966		



kW



DESCRIPTION

TYPE


FORD
FOCUS III

1.0 EcoBoost	92	02/12 →	ATS20	Intake pressure sensor	A3	OE 1448387	
			APS106	Intake pressure sensor	A3	OE 1682141	
			SAG109	Crankshaft sensor	B3	OE 1690470	
			MWSS046	ABS sensor	D1	OE 1223622; Position: rear axle left and right	
			MWSS130	ABS sensor	D1	OE 1690865; Position: front axle left and right	
			MWSS132	ABS sensor	D1	OE 13042888; Position: rear axle left and right	
			SPA179	Coolant temperature sensor	E3	OE 1109340	
				APS126	Fuel pressure sensor	F2	OE 1729436
	74	02/12 →	ATS20	Intake pressure sensor	A3	OE 1448387	
			APS106	Intake pressure sensor	A3	OE 1682141	
			SAG109	Crankshaft sensor	B3	OE 1690470	
			MWSS046	ABS sensor	D1	OE 1223622; Position: rear axle left and right	
			MWSS130	ABS sensor	D1	OE 1690865; Position: front axle left and right	
			MWSS132	ABS sensor	D1	OE 13042888; Position: rear axle left and right	
SPA179			Coolant temperature sensor	E3	OE 1109340		
1.5 EcoBoost	110	09/14 →	ATS20	Intake pressure sensor	A3	OE 1448387	
			SAG109	Crankshaft sensor	B3	OE 1690470	
			MWSS046	ABS sensor	D1	OE 1223622; Position: rear axle left and right	
			MWSS130	ABS sensor	D1	OE 1690865; Position: front axle left and right	
			MWSS132	ABS sensor	D1	OE 13042888; Position: rear axle left and right	
1.5 TDCi	88	09/14 →	SPA179	Coolant temperature sensor	E3	OE 1109340	
			SAC124	Camshaft sensor	B2	OE 1866401	
			MWSS046	ABS sensor	D1	OE 1223622; Position: rear axle left and right	
			MWSS130	ABS sensor	D1	OE 1690865; Position: front axle left and right	
1.6 EcoBoost	110	07/10 →	MWSS132	ABS sensor	D1	OE 13042888; Position: rear axle left and right	
			ATS20	Intake pressure sensor	A3	OE 1448387	
			APS106	Intake pressure sensor	A3	OE 1682141	
			SAD038	Knock sensor	B1	OE 1068159	
			SAG109	Crankshaft sensor	B3	OE 1690470	
			MWSS046	ABS sensor	D1	OE 1223622; Position: rear axle left and right	
			MWSS130	ABS sensor	D1	OE 1690865; Position: front axle left and right	
			MWSS132	ABS sensor	D1	OE 13042888; Position: rear axle left and right	
1.6 TDCi	70	07/10 →	SPA179	Coolant temperature sensor	E3	OE 1109340	
			APS126	Fuel pressure sensor	F2	OE 1729436	
			APS123	Intake pressure sensor	A3	OE 1683949	
			SAC099	Camshaft sensor	B2	OE 1685774	
			SAG109	Crankshaft sensor	B3	OE 1690470	
			MWSS046	ABS sensor	D1	OE 1223622; Position: rear axle left and right	

			KW			DESCRIPTION	TYPE	
FORD								
FOCUS III								
1.6 TDCi	70	07/10 →	MWSS130	ABS sensor	D1	OE 1690865; Position: front axle left and right		
			MWSS132	ABS sensor	D1	OE 13042888; Position: rear axle left and right		
			SPA172	Coolant temperature sensor	E3	OE 1204700		
	85	07/10 →	APS123	Intake pressure sensor	A3	OE 1683949		
			SAC099	Camshaft sensor	B2	OE 1685774		
			SAG109	Crankshaft sensor	B3	OE 1690470		
			MWSS046	ABS sensor	D1	OE 1223622; Position: rear axle left and right		
			MWSS130	ABS sensor	D1	OE 1690865; Position: front axle left and right		
			MWSS132	ABS sensor	D1	OE 13042888; Position: rear axle left and right		
			SPA172	Coolant temperature sensor	E3	OE 1204700		
1.6 Ti	77	07/10 →	SAD038	Knock sensor	B1	OE 1068159		
			SAC092	Camshaft sensor	B2	OE 1319158		
			SAG171	Crankshaft sensor	B3	OE 1048905		
			MWSS046	ABS sensor	D1	OE 1223622; Position: rear axle left and right		
			MWSS130	ABS sensor	D1	OE 1690865; Position: front axle left and right		
			MWSS132	ABS sensor	D1	OE 13042888; Position: rear axle left and right		
			SPA179	Coolant temperature sensor	E3	OE 1109340		
	92	07/10 →	APS13	Intake pressure sensor	A3	OE 1141598		
			SAD038	Knock sensor	B1	OE 1068159		
			SAC092	Camshaft sensor	B2	OE 1319158		
			SAG171	Crankshaft sensor	B3	OE 1048905		
			MWSS046	ABS sensor	D1	OE 1223622; Position: rear axle left and right		
			MWSS130	ABS sensor	D1	OE 1690865; Position: front axle left and right		
			MWSS132	ABS sensor	D1	OE 13042888; Position: rear axle left and right		
2.0 ST	184	07/12 →	ATS20	Intake pressure sensor	A3	OE 1448387		
			APS106	Intake pressure sensor	A3	OE 1682141		
			APS109	Intake pressure sensor	A3	OE 1751185		
			MWSS046	ABS sensor	D1	OE 1223622; Position: rear axle left and right		
			MWSS130	ABS sensor	D1	OE 1690865; Position: front axle left and right		
			MWSS132	ABS sensor	D1	OE 13042888; Position: rear axle left and right		
			SPA179	Coolant temperature sensor	E3	OE 1109340		
			APS126	Fuel pressure sensor	F2	OE 1729436		
2.0 TDCi ST	136	11/14 →	MWSS046	ABS sensor	D1	OE 1223622; Position: rear axle left and right		
			MWSS130	ABS sensor	D1	OE 1690865; Position: front axle left and right		
			MWSS132	ABS sensor	D1	OE 13042888; Position: rear axle left and right		

	kw			DESCRIPTION	TYPE	
FORD						
FOCUS III						
2.3 RS AWD	257	07/15 →	ATS20	Intake pressure sensor	A3	OE 1448387
			MWSS046	ABS sensor	D1	OE 1223622; Position: rear axle left and right
			MWSS130	ABS sensor	D1	OE 1690865; Position: front axle left and right
			MWSS132	ABS sensor	D1	OE 13042888; Position: rear axle left and right
			SPA179	Coolant temperature sensor	E3	OE 1109340
FOCUS III Turnier						
1.0 EcoBoost	74	02/12 →	ATS20	Intake pressure sensor	A3	OE 1448387
			APS106	Intake pressure sensor	A3	OE 1682141
			SAG109	Crankshaft sensor	B3	OE 1690470
			MWSS046	ABS sensor	D1	OE 1223622; Position: rear axle left and right
			MWSS130	ABS sensor	D1	OE 1690865; Position: front axle left and right
			MWSS132	ABS sensor	D1	OE 13042888; Position: rear axle left and right
			SPA179	Coolant temperature sensor	E3	OE 1109340
	92	02/12 →	APS126	Fuel pressure sensor	F2	OE 1729436
			ATS20	Intake pressure sensor	A3	OE 1448387
			APS106	Intake pressure sensor	A3	OE 1682141
			SAG109	Crankshaft sensor	B3	OE 1690470
			MWSS046	ABS sensor	D1	OE 1223622; Position: rear axle left and right
			MWSS130	ABS sensor	D1	OE 1690865; Position: front axle left and right
			MWSS132	ABS sensor	D1	OE 13042888; Position: rear axle left and right
1.5 EcoBoost	110	09/14 →	SPA179	Coolant temperature sensor	E3	OE 1109340
			APS126	Fuel pressure sensor	F2	OE 1729436
			ATS20	Intake pressure sensor	A3	OE 1448387
			SAG109	Crankshaft sensor	B3	OE 1690470
			MWSS046	ABS sensor	D1	OE 1223622; Position: rear axle left and right
			MWSS130	ABS sensor	D1	OE 1690865; Position: front axle left and right
			MWSS132	ABS sensor	D1	OE 13042888; Position: rear axle left and right
1.5 TDCi	70	09/14 →	SAC124	Camshaft sensor	B2	OE 1866401
			MWSS046	ABS sensor	D1	OE 1223622; Position: rear axle left and right
			MWSS130	ABS sensor	D1	OE 1690865; Position: front axle left and right
			MWSS132	ABS sensor	D1	OE 13042888; Position: rear axle left and right
	88	09/14 →	SAC124	Camshaft sensor	B2	OE 1866401
			MWSS046	ABS sensor	D1	OE 1223622; Position: rear axle left and right
			MWSS130	ABS sensor	D1	OE 1690865; Position: front axle left and right
			MWSS132	ABS sensor	D1	OE 13042888; Position: rear axle left and right

			KW			DESCRIPTION	TYPE	
FORD								
FOCUS III Turnier								
1.6 EcoBoost	110	07/10 →	ATS20	Intake pressure sensor	A3	OE 1448387		
			APS106	Intake pressure sensor	A3	OE 1682141		
			SAD038	Knock sensor	B1	OE 1068159		
			SAG109	Crankshaft sensor	B3	OE 1690470		
			MWSS046	ABS sensor	D1	OE 1223622; Position: rear axle left and right		
			MWSS130	ABS sensor	D1	OE 1690865; Position: front axle left and right		
			MWSS132	ABS sensor	D1	OE 13042888; Position: rear axle left and right		
			SPA179	Coolant temperature sensor	E3	OE 1109340		
1.6 TDCi	70	07/10 →	APS123	Intake pressure sensor	A3	OE 1683949		
			SAC099	Camshaft sensor	B2	OE 1685774		
			SAG109	Crankshaft sensor	B3	OE 1690470		
			MWSS046	ABS sensor	D1	OE 1223622; Position: rear axle left and right		
			MWSS130	ABS sensor	D1	OE 1690865; Position: front axle left and right		
	85	07/10 →	MWSS132	ABS sensor	D1	OE 13042888; Position: rear axle left and right		
			SPA172	Coolant temperature sensor	E3	OE 1204700		
			APS123	Intake pressure sensor	A3	OE 1683949		
			SAC099	Camshaft sensor	B2	OE 1685774		
			SAG109	Crankshaft sensor	B3	OE 1690470		
1.6 Ti	77	07/10 →	MWSS046	ABS sensor	D1	OE 1223622; Position: rear axle left and right		
			MWSS130	ABS sensor	D1	OE 1690865; Position: front axle left and right		
			MWSS132	ABS sensor	D1	OE 13042888; Position: rear axle left and right		
			SPA179	Coolant temperature sensor	E3	OE 1109340		
			SAD038	Knock sensor	B1	OE 1068159		
			SAC092	Camshaft sensor	B2	OE 1319158		
			SAG171	Crankshaft sensor	B3	OE 1048905		
	92	07/10 →	MWSS046	ABS sensor	D1	OE 1223622; Position: rear axle left and right		
			MWSS130	ABS sensor	D1	OE 1690865; Position: front axle left and right		
			MWSS132	ABS sensor	D1	OE 13042888; Position: rear axle left and right		
			SPA179	Coolant temperature sensor	E3	OE 1109340		
			APS13	Intake pressure sensor	A3	OE 1141598		
			SAD038	Knock sensor	B1	OE 1068159		
2.0 TDCi	103	07/10 →	SAC092	Camshaft sensor	B2	OE 1319158		
			SAG171	Crankshaft sensor	B3	OE 1048905		
			MWSS046	ABS sensor	D1	OE 1223622; Position: rear axle left and right		
			MWSS130	ABS sensor	D1	OE 1690865; Position: front axle left and right		
			MWSS132	ABS sensor	D1	OE 13042888; Position: rear axle left and right		
			SPA179	Coolant temperature sensor	E3	OE 1109340		
			APS123	Intake pressure sensor	A3	OE 1683949		
			SAC096	Camshaft sensor	B2	OE 1229954		

	kW			DESCRIPTION	TYPE	
FORD						
FOCUS III Turnier						
2.0 TDCi	103	07/10 →	MWSS046	ABS sensor	D1	OE 1223622; Position: rear axle left and right
			MWSS130	ABS sensor	D1	OE 1690865; Position: front axle left and right
			MWSS132	ABS sensor	D1	OE 13042888; Position: rear axle left and right
			SPA172	Coolant temperature sensor	E3	OE 1204700
	110	11/14 →	MWSS046	ABS sensor	D1	OE 1223622; Position: rear axle left and right
			MWSS130	ABS sensor	D1	OE 1690865; Position: front axle left and right
MWSS132			ABS sensor	D1	OE 13042888; Position: rear axle left and right	
FOCUS Tre volumi (DFW)						
1.6 16V	74	02/99 → 11/04	ATS24	Air temperature sensor	A1	OE 1117860
			SVF008	Throttle position sensors	A2	OE 1053946
			APS12	Intake pressure sensor	A3	OE 1113276
			SAD038	Knock sensor	B1	OE 1068159
			SAC003	Camshaft sensor	B2	OE 1037465
			SAC008	Camshaft sensor	B2	OE 3043996
			SAC009	Camshaft sensor	B2	OE 3043998
			SAC097	Camshaft sensor	B2	OE 4731642
			SAG006	Crankshaft sensor	B3	OE 6602998
			SAG171	Crankshaft sensor	B3	OE 1048905
			SAG179	Crankshaft sensor	B3	OE 1068171
			MWSS038	ABS sensor	D1	OE 1064227; Position: front axle left and right
			MWSS040	ABS sensor	D1	OE 1067210; Position: rear axle left and right
			MWSS041	ABS sensor	D1	OE 1067208; Position: right rear
			SPA113	Coolant temperature sensor	E3	OE 3857955
			1.8 16V	85	02/99 → 11/04	ATS24
SVF008	Throttle position sensors	A2				OE 1053946
SAD038	Knock sensor	B1				OE 1068159
SAC002	Camshaft sensor	B2				OE 6602999
SAC008	Camshaft sensor	B2				OE 3043996
SAC009	Camshaft sensor	B2				OE 3043998
SAG006	Crankshaft sensor	B3				OE 6602998
SAG171	Crankshaft sensor	B3				OE 1048905
SAG179	Crankshaft sensor	B3				OE 1068171
MWSS038	ABS sensor	D1				OE 1064227; Position: front axle left and right
MWSS040	ABS sensor	D1				OE 1067210; Position: rear axle left and right
MWSS041	ABS sensor	D1				OE 1067208; Position: right rear
SPA170	Coolant temperature sensor	E3				OE 1L2412A648BA
SAA112	Oil pressure switches	F1				OE 0409160
SAA113	Oil pressure switches	F1				OE 1053881
1.8 TDCi	74	08/02 → 11/04				ATS24
			APS15	Intake pressure sensor	A3	OE 1041954
			SAD040	Knock sensor	B1	OE 1132002
			SAC008	Camshaft sensor	B2	OE 3043996

	KW			DESCRIPTION	TYPE	
FORD						
FOCUS Tre volumi (DFW)						
1.8 TDCi	74	08/02 → 11/04	SAC009	Camshaft sensor	B2	OE 3043998
			SAC074	Camshaft sensor	B2	OE 1132377
			SAG001	Crankshaft sensor	B3	OE 1131913
			SAG006	Crankshaft sensor	B3	OE 6602998
			SAG179	Crankshaft sensor	B3	OE 1068171
			MWSS038	ABS sensor	D1	OE 1064227; Position: front axle left and right
			MWSS040	ABS sensor	D1	OE 1067210; Position: rear axle left and right
			MWSS041	ABS sensor	D1	OE 1067208; Position: right rear
			SPA158	Coolant temperature sensor	E3	OE 1079267
			SPA170	Coolant temperature sensor	E3	OE 1L2412A648BA
			SA113	Oil pressure switches	F1	OE 1053881
SA115	Oil pressure switches	F1	OE 1116647			
1.8 Turbo DI / TDDi	66	02/99 → 11/04	ATS24	Air temperature sensor	A1	OE 1117860
			APS15	Intake pressure sensor	A3	OE 1041954
			SAC008	Camshaft sensor	B2	OE 3043996
			SAC009	Camshaft sensor	B2	OE 3043998
			SAG006	Crankshaft sensor	B3	OE 6602998
			SAG171	Crankshaft sensor	B3	OE 1048905
			SAG179	Crankshaft sensor	B3	OE 1068171
			MWSS038	ABS sensor	D1	OE 1064227; Position: front axle left and right
			MWSS040	ABS sensor	D1	OE 1067210; Position: rear axle left and right
			MWSS041	ABS sensor	D1	OE 1067208; Position: right rear
			SPA158	Coolant temperature sensor	E3	OE 1079267
SPA170	Coolant temperature sensor	E3	OE 1L2412A648BA			
SA113	Oil pressure switches	F1	OE 1053881			
SA115	Oil pressure switches	F1	OE 1116647			
FOCUS Turnier (DNW)						
1.4 16V	55	02/99 → 11/04	ATS24	Air temperature sensor	A1	OE 1117860
			SVF008	Throttle position sensors	A2	OE 1053946
			APS12	Intake pressure sensor	A3	OE 1113276
			SAD038	Knock sensor	B1	OE 1068159
			SAC003	Camshaft sensor	B2	OE 1037465
			SAC004	Camshaft sensor	B2	OE 1111037
			SAC008	Camshaft sensor	B2	OE 3043996
			SAC009	Camshaft sensor	B2	OE 3043998
			SAC097	Camshaft sensor	B2	OE 4731642
			SAG006	Crankshaft sensor	B3	OE 6602998
			SAG171	Crankshaft sensor	B3	OE 1048905
			SAG179	Crankshaft sensor	B3	OE 1068171
			MWSS038	ABS sensor	D1	OE 1064227; Position: front axle left and right
			MWSS040	ABS sensor	D1	OE 1067210; Position: rear axle left and right
MWSS041	ABS sensor	D1	OE 1067208; Position: right rear			
SPA113	Coolant temperature sensor	E3	OE 3857955			
SPA170	Coolant temperature sensor	E3	OE 1L2412A648BA			
SA112	Oil pressure switches	F1	OE 0409160			
1.6 16V	74	02/99 → 11/04	ATS24	Air temperature sensor	A1	OE 1117860
			SVF008	Throttle position sensors	A2	OE 1053946
			APS12	Intake pressure sensor	A3	OE 1113276
			SAD038	Knock sensor	B1	OE 1068159

	kW			DESCRIPTION	TYPE	
FORD						
FOCUS Turnier (DNW)						
1.6 16V	74	02/99 → 11/04	SAC003	Camshaft sensor	B2	OE 1037465
			SAC008	Camshaft sensor	B2	OE 3043996
			SAC009	Camshaft sensor	B2	OE 3043998
			SAC097	Camshaft sensor	B2	OE 4731642
			SAG006	Crankshaft sensor	B3	OE 6602998
			SAG171	Crankshaft sensor	B3	OE 1048905
			SAG179	Crankshaft sensor	B3	OE 1068171
			MWSS038	ABS sensor	D1	OE 1064227; Position: front axle left and right
			MWSS040	ABS sensor	D1	OE 1067210; Position: rear axle left and right
			MWSS041	ABS sensor	D1	OE 1067208; Position: right rear
			SPA113	Coolant temperature sensor	E3	OE 3857955
			SPA170	Coolant temperature sensor	E3	OE 1L2412A648BA
			SAA112	Oil pressure switches	F1	OE 0409160
1.8 16V	85	02/99 → 11/04	ATS24	Air temperature sensor	A1	OE 1117860
			SVF008	Throttle position sensors	A2	OE 1053946
			SAD038	Knock sensor	B1	OE 1068159
			SAC002	Camshaft sensor	B2	OE 6602999
			SAC008	Camshaft sensor	B2	OE 3043996
			SAC009	Camshaft sensor	B2	OE 3043998
			SAG006	Crankshaft sensor	B3	OE 6602998
			SAG171	Crankshaft sensor	B3	OE 1048905
			SAG179	Crankshaft sensor	B3	OE 1068171
			MWSS038	ABS sensor	D1	OE 1064227; Position: front axle left and right
			MWSS040	ABS sensor	D1	OE 1067210; Position: rear axle left and right
			MWSS041	ABS sensor	D1	OE 1067208; Position: right rear
			SPA170	Coolant temperature sensor	E3	OE 1L2412A648BA
SAA112	Oil pressure switches	F1	OE 0409160			
SAA113	Oil pressure switches	F1	OE 1053881			
1.8 TDCi	85	03/01 → 11/04	ATS24	Air temperature sensor	A1	OE 1117860
			APS11	Intake pressure sensor	A3	OE 1139330
			SAD040	Knock sensor	B1	OE 1132002
			SAC008	Camshaft sensor	B2	OE 3043996
			SAC009	Camshaft sensor	B2	OE 3043998
			SAC074	Camshaft sensor	B2	OE 1132377
			SAG001	Crankshaft sensor	B3	OE 1131913
			SAG006	Crankshaft sensor	B3	OE 6602998
			SAG179	Crankshaft sensor	B3	OE 1068171
			MWSS038	ABS sensor	D1	OE 1064227; Position: front axle left and right
			MWSS040	ABS sensor	D1	OE 1067210; Position: rear axle left and right
			MWSS041	ABS sensor	D1	OE 1067208; Position: right rear
			SPA158	Coolant temperature sensor	E3	OE 1079267
	SPA170	Coolant temperature sensor	E3	OE 1L2412A648BA		
	SAA115	Oil pressure switches	F1	OE 1116647		
	74	08/02 → 11/04	ATS24	Air temperature sensor	A1	OE 1117860
			APS15	Intake pressure sensor	A3	OE 1041954
			SAD040	Knock sensor	B1	OE 1132002
			SAC008	Camshaft sensor	B2	OE 3043996
			SAC009	Camshaft sensor	B2	OE 3043998
SAC074			Camshaft sensor	B2	OE 1132377	

	KW			DESCRIPTION	TYPE	
FORD						
FOCUS Turnier (DNW)						
1.8 TDCi	74	08/02 → 11/04	SAG001	Crankshaft sensor	B3	OE 1131913
			SAG006	Crankshaft sensor	B3	OE 6602998
			SAG179	Crankshaft sensor	B3	OE 1068171
			MWSS038	ABS sensor	D1	OE 1064227; Position: front axle left and right
			MWSS040	ABS sensor	D1	OE 1067210; Position: rear axle left and right
			MWSS041	ABS sensor	D1	OE 1067208; Position: right rear
			SPA158	Coolant temperature sensor	E3	OE 1079267
			SPA170	Coolant temperature sensor	E3	OE 1L2412A648BA
			SAA115	Oil pressure switches	F1	OE 1116647
1.8 Turbo DI / TDDi	66	02/99 → 11/04	ATS24	Air temperature sensor	A1	OE 1117860
			APS15	Intake pressure sensor	A3	OE 1041954
			SAC008	Camshaft sensor	B2	OE 3043996
			SAC009	Camshaft sensor	B2	OE 3043998
			SAG006	Crankshaft sensor	B3	OE 6602998
			SAG171	Crankshaft sensor	B3	OE 1048905
			SAG179	Crankshaft sensor	B3	OE 1068171
			MWSS038	ABS sensor	D1	OE 1064227; Position: front axle left and right
			MWSS040	ABS sensor	D1	OE 1067210; Position: rear axle left and right
			MWSS041	ABS sensor	D1	OE 1067208; Position: right rear
			SPA158	Coolant temperature sensor	E3	OE 1079267
			SPA170	Coolant temperature sensor	E3	OE 1L2412A648BA
			SAA113	Oil pressure switches	F1	OE 1053881
SAA115	Oil pressure switches	F1	OE 1116647			
2.0 16V	96	02/99 → 11/04	ATS24	Air temperature sensor	A1	OE 1117860
			SVF008	Throttle position sensors	A2	OE 1053946
			SAC002	Camshaft sensor	B2	OE 6602999
			SAC008	Camshaft sensor	B2	OE 3043996
			SAC009	Camshaft sensor	B2	OE 3043998
			SAG006	Crankshaft sensor	B3	OE 6602998
			SAG171	Crankshaft sensor	B3	OE 1048905
			SAG179	Crankshaft sensor	B3	OE 1068171
			MWSS038	ABS sensor	D1	OE 1064227; Position: front axle left and right
			MWSS040	ABS sensor	D1	OE 1067210; Position: rear axle left and right
			MWSS041	ABS sensor	D1	OE 1067208; Position: right rear
			SPA170	Coolant temperature sensor	E3	OE 1L2412A648BA
			SAA112	Oil pressure switches	F1	OE 0409160
			SAA113	Oil pressure switches	F1	OE 1053881
FUSION (JU_)						
1.25	55	08/04 → 12/12	ATS24	Air temperature sensor	A1	OE 1117860
			APS13	Intake pressure sensor	A3	OE 1141598
			SAD038	Knock sensor	B1	OE 1068159
			SAC004	Camshaft sensor	B2	OE 1111037
			SAG008	Crankshaft sensor	B3	OE 1110834
			SAG170	Crankshaft sensor	B3	OE 1062545
			MWSS043	ABS sensor	D1	OE 1151951; Position: front axle left and right
			MWSS051	ABS sensor	D1	OE 1151023; Position: rear axle left and right
			SPA170	Coolant temperature sensor	E3	OE 1L2412A648BA

	kW			DESCRIPTION	TYPE	
FORD						
FUSION (JU_)						
1.25	55	08/04 → 12/12	SPA179	Coolant temperature sensor	E3	OE 1109340
			SAA112	Oil pressure switches	F1	OE 0409160
1.4	59	08/02 → 12/12	ATS24	Air temperature sensor	A1	OE 1117860
			APS13	Intake pressure sensor	A3	OE 1141598
			SAD038	Knock sensor	B1	OE 1068159
			SAC004	Camshaft sensor	B2	OE 1111037
			SAG008	Crankshaft sensor	B3	OE 1110834
			SAG170	Crankshaft sensor	B3	OE 1062545
			MWSS043	ABS sensor	D1	OE 1151951; Position: front axle left and right
			MWSS051	ABS sensor	D1	OE 1151023; Position: rear axle left and right
			SPA170	Coolant temperature sensor	E3	OE 1L2412A648BA
			SPA179	Coolant temperature sensor	E3	OE 1109340
1.4 TDCi	50	08/02 → 12/12	ATS22	Air temperature sensor	A1	OE 1251249
		01/04 → 12/12	APS112	Intake pressure sensor	A3	OE 1333353
		08/02 → 12/12	SAC100	Camshaft sensor	B2	OE 1148056
			SAG167	Crankshaft sensor	B3	OE 1517990
			SAG168	Crankshaft sensor	B3	OE 1148073
			MWSS043	ABS sensor	D1	OE 1151951; Position: front axle left and right
			MWSS051	ABS sensor	D1	OE 1151023; Position: rear axle left and right
			SPA170	Coolant temperature sensor	E3	OE 1L2412A648BA
		SPA172	Coolant temperature sensor	E3	OE 1204700	
		SAA118	Oil pressure switches	F1	OE 1145966	
1.6	74	08/02 → 11/08	ATS24	Air temperature sensor	A1	OE 1117860
			APS13	Intake pressure sensor	A3	OE 1141598
			SAD038	Knock sensor	B1	OE 1068159
			SAC004	Camshaft sensor	B2	OE 1111037
			SAG008	Crankshaft sensor	B3	OE 1110834
			SAG170	Crankshaft sensor	B3	OE 1062545
			MWSS043	ABS sensor	D1	OE 1151951; Position: front axle left and right
			MWSS051	ABS sensor	D1	OE 1151023; Position: rear axle left and right
			SPA170	Coolant temperature sensor	E3	OE 1L2412A648BA
			SPA179	Coolant temperature sensor	E3	OE 1109340
1.6 TDCi	66	11/04 → 12/12	ATS22	Air temperature sensor	A1	OE 1251249
			APS38	Intake pressure sensor	A3	OE 1231463
			SAC096	Camshaft sensor	B2	OE 1229954
			SAG167	Crankshaft sensor	B3	OE 1517990
			SAG168	Crankshaft sensor	B3	OE 1148073
			MWSS043	ABS sensor	D1	OE 1151951; Position: front axle left and right
			MWSS051	ABS sensor	D1	OE 1151023; Position: rear axle left and right
			SPA170	Coolant temperature sensor	E3	OE 1L2412A648BA
			SPA172	Coolant temperature sensor	E3	OE 1204700
			SAA118	Oil pressure switches	F1	OE 1145966

	KW			DESCRIPTION	TYPE	
FORD						
GALAXY (WA6)						
1.8 TDCi	92	05/06 → 06/15	ATS22	Air temperature sensor	A1	OE 1251249
			APS78	Intake pressure sensor	A3	OE 1352477
			SAD041	Knock sensor	B1	OE 1357496
			SAC074	Camshaft sensor	B2	OE 1132377
			SAG001	Crankshaft sensor	B3	OE 1131913
			MWSS045	ABS sensor	D1	OE 1223620; Position: front axle left and right
			MWSS046	ABS sensor	D1	OE 1223622; Position: rear axle left and right
			SPA158	Coolant temperature sensor	E3	OE 1079267
			SAA115	Oil pressure switches	F1	OE 1116647
			APS138	Fuel pressure sensor	F2	OE 1445928*
2.0	107	05/06 → 06/15	APS19	Intake pressure sensor	A3	OE 1119939
			SAD036	Knock sensor	B1	OE 1119941
			SAC001	Camshaft sensor	B2	OE 1119942
			SAG016	Camshaft sensor	B2	OE 1119150
			MWSS045	ABS sensor	D1	OE 1223620; Position: front axle left and right
			MWSS046	ABS sensor	D1	OE 1223622; Position: rear axle left and right
			SPA116	Fuel temperature sensor	E2	OE 1047284
			SPA179	Coolant temperature sensor	E3	OE 1109340
			SAA115	Oil pressure switches	F1	OE 1116647
			2.0 TDCi	96	05/06 → 06/15	ATS22
APS124	Intake pressure sensor	A3				OE 1439044
SAC096	Camshaft sensor	B2				OE 1229954
SAG169	Crankshaft sensor	B3				OE 1231925
SPS006	Exhaust gas pressure sensor	C2				OE 1315684
MWSS045	ABS sensor	D1				OE 1223620; Position: front axle left and right
MWSS046	ABS sensor	D1				OE 1223622; Position: rear axle left and right
SPA172	Coolant temperature sensor	E3				OE 1204700
SAA118	Oil pressure switches	F1				OE 1145966
2.0 TDCi	103	05/06 → 06/15				ATS22
			APS124	Intake pressure sensor	A3	OE 1439044
			SAC096	Camshaft sensor	B2	OE 1229954
			SAG169	Crankshaft sensor	B3	OE 1231925
			SPS006	Exhaust gas pressure sensor	C2	OE 1315684
			MWSS045	ABS sensor	D1	OE 1223620; Position: front axle left and right
			MWSS046	ABS sensor	D1	OE 1223622; Position: rear axle left and right
	120	03/10 → 06/15	APS58	Intake pressure sensor	A3	OE 1427942
			APS123	Intake pressure sensor	A3	OE 1683949
			SAC096	Camshaft sensor	B2	OE 1229954
			MWSS045	ABS sensor	D1	OE 1223620; Position: front axle left and right
			MWSS046	ABS sensor	D1	OE 1223622; Position: rear axle left and right
			SPA172	Coolant temperature sensor	E3	OE 1204700
			SAA118	Oil pressure switches	F1	OE 1145966
2.2 TDCi	147	11/10 → 06/15	ATS22	Air temperature sensor	A1	OE 1251249
			APS58	Intake pressure sensor	A3	OE 1427942

	kW			DESCRIPTION	TYPE	
FORD						
GALAXY (WA6)						
2.2 TDCi	147	11/10 → 06/15	SAG167	Crankshaft sensor	B3	OE 1517990
			MWSS045	ABS sensor	D1	OE 1223620; Position: front axle left and right
			MWSS046	ABS sensor	D1	OE 1223622; Position: rear axle left and right
			SPA172	Coolant temperature sensor	E3	OE 1204700
	129	03/08 → 12/12	ATS22	Air temperature sensor	A1	OE 1251249
			APS58	Intake pressure sensor	A3	OE 1427942
			SAG168	Crankshaft sensor	B3	OE 1148073
			MWSS045	ABS sensor	D1	OE 1223620; Position: front axle left and right
			MWSS046	ABS sensor	D1	OE 1223622; Position: rear axle left and right
			SPA172	Coolant temperature sensor	E3	OE 1204700
GALAXY (WGR)						
1.9 TDI	85	04/00 → 05/06	ATS24	Air temperature sensor	A1	OE 1117860
			APS39	Intake pressure sensor	A3	OE 1111222
			APS40	Intake pressure sensor	A3	OE 1136735
			SAC009	Camshaft sensor	B2	OE 3043998
			SAC115	Camshaft sensor	B2	OE 1100748
			SAG015	Camshaft sensor	B2	OE 038907319J
			SPA109	Coolant temperature sensor	E3	OE 1100619
			SPA111	Coolant temperature sensor	E3	OE 1100736
	96	02/03 → 05/06	ATS16	Air temperature sensor	A1	OE 1209552; With integrated air pressure sensor
			ATS24	Air temperature sensor	A1	OE 1117860
			SAC115	Camshaft sensor	B2	OE 1100748
			SAG015	Camshaft sensor	B2	OE 038907319J
			SPA111	Coolant temperature sensor	E3	OE 1100736
			SPA151	Coolant temperature sensor	E3	OE 1626262
2.0 i	85	11/95 → 05/06	SPA151	Coolant temperature sensor	E3	OE 1626262
2.3 16V	107	01/97 → 05/06	SPA151	Coolant temperature sensor	E3	OE 1626262
2.8 i V6	128	11/95 → 04/00	SAD002	Knock sensor	B1	OE 1029801
			SAG014	Camshaft sensor	B2	OE 1021187
			SPA151	Coolant temperature sensor	E3	OE 1626262
2.8 i V6 4x4	128	04/96 → 04/00	SAD002	Knock sensor	B1	OE 1029801
			SAG014	Camshaft sensor	B2	OE 1021187
			SPA151	Coolant temperature sensor	E3	OE 1626262
2.8 V6	150	04/00 → 05/06	SAG065	Crankshaft sensor	B3	OE 1120193
GRANADA (GU)						
2.0	74	08/79 → 08/85	SPA151	Coolant temperature sensor	E3	OE 1626262
	77	08/81 → 08/85	SPA151	Coolant temperature sensor	E3	OE 1626262
	66	08/77 → 08/85	SPA151	Coolant temperature sensor	E3	OE 1626262
GRANADA Turnier (GNU)						
2.0	74	08/79 → 08/85	SPA151	Coolant temperature sensor	E3	OE 1626262
	77	08/81 → 08/85	SPA151	Coolant temperature sensor	E3	OE 1626262
	66	08/77 → 06/85	SPA151	Coolant temperature sensor	E3	OE 1626262
GRAND C-MAX (DXA/CB7, DXA/CEU)						
1.0 EcoBoost	92	10/12 →	APS106	Intake pressure sensor	A3	OE 1682141
			MWSS046	ABS sensor	D1	OE 1223622; Position: rear axle left and right
			MWSS130	ABS sensor	D1	OE 1690865; Position: front axle left and right
			MWSS132	ABS sensor	D1	OE 13042888; Position: rear axle left and right

	KW			DESCRIPTION	TYPE	
FORD						
GRAND C-MAX (DXA/CB7, DXA/CEU)						
1.0 EcoBoost	92	10/12 →	SPA179	Coolant temperature sensor	E3	OE 1109340
			APS126	Fuel pressure sensor	F2	OE 1729436
1.5 TDCi	88	03/15 →	SAC124	Camshaft sensor	B2	OE 1866401
			MWSS046	ABS sensor	D1	OE 1223622; Position: rear axle left and right
			MWSS130	ABS sensor	D1	OE 1690865; Position: front axle left and right
			MWSS132	ABS sensor	D1	OE 13042888; Position: rear axle left and right
1.6 EcoBoost	110	12/10 →	ATS20	Intake pressure sensor	A3	OE 1448387
			APS106	Intake pressure sensor	A3	OE 1682141
			SAD038	Knock sensor	B1	OE 1068159
			MWSS045	ABS sensor	D1	OE 1223620; Position: front axle left and right
		01/11 →	MWSS046	ABS sensor	D1	OE 1223622; Position: rear axle left and right
			MWSS130	ABS sensor	D1	OE 1690865; Position: front axle left and right
		12/10 →	MWSS132	ABS sensor	D1	OE 13042888; Position: rear axle left and right
			SPA179	Coolant temperature sensor	E3	OE 1109340
1.6 TDCi	70	12/10 →	APS123	Intake pressure sensor	A3	OE 1683949
			SAG109	Crankshaft sensor	B3	OE 1690470
			SAG167	Crankshaft sensor	B3	OE 1517990
			MWSS045	ABS sensor	D1	OE 1223620; Position: front axle left and right
		01/11 →	MWSS046	ABS sensor	D1	OE 1223622; Position: rear axle left and right
			MWSS130	ABS sensor	D1	OE 1690865; Position: front axle left and right
		12/10 →	MWSS132	ABS sensor	D1	OE 13042888; Position: rear axle left and right
			SPA172	Coolant temperature sensor	E3	OE 1204700
	85	12/10 →	APS123	Intake pressure sensor	A3	OE 1683949
			SAG109	Crankshaft sensor	B3	OE 1690470
			SAG167	Crankshaft sensor	B3	OE 1517990
			MWSS045	ABS sensor	D1	OE 1223620; Position: front axle left and right
		01/11 →	MWSS046	ABS sensor	D1	OE 1223622; Position: rear axle left and right
			MWSS130	ABS sensor	D1	OE 1690865; Position: front axle left and right
		12/10 →	MWSS132	ABS sensor	D1	OE 13042888; Position: rear axle left and right
			SPA172	Coolant temperature sensor	E3	OE 1204700
1.6 Ti	77	12/10 →	SAD038	Knock sensor	B1	OE 1068159
			SAC092	Camshaft sensor	B2	OE 1319158
			MWSS045	ABS sensor	D1	OE 1223620; Position: front axle left and right
			MWSS046	ABS sensor	D1	OE 1223622; Position: rear axle left and right
			MWSS130	ABS sensor	D1	OE 1690865; Position: front axle left and right

	kw			DESCRIPTION	TYPE	
FORD						
GRAND C-MAX (DXA/CB7, DXA/CEU)						
1.6 Ti	77	12/10 →	MWSS132	ABS sensor	D1	OE 13042888; Position: rear axle left and right
			SPA179	Coolant temperature sensor	E3	OE 1109340
	92	12/10 →	SAD038	Knock sensor	B1	OE 1068159
			SAC092	Camshaft sensor	B2	OE 1319158
			MWSS045	ABS sensor	D1	OE 1223620; Position: front axle left and right
	92	12/10 →	MWSS046	ABS sensor	D1	OE 1223622; Position: rear axle left and right
			MWSS130	ABS sensor	D1	OE 1690865; Position: front axle left and right
			MWSS132	ABS sensor	D1	OE 13042888; Position: rear axle left and right
			SPA179	Coolant temperature sensor	E3	OE 1109340
2.0 TDCi	103	02/11 →	APS123	Intake pressure sensor	A3	OE 1683949
			SAC096	Camshaft sensor	B2	OE 1229954
			MWSS046	ABS sensor	D1	OE 1223622; Position: rear axle left and right
			MWSS130	ABS sensor	D1	OE 1690865; Position: front axle left and right
			MWSS132	ABS sensor	D1	OE 13042888; Position: rear axle left and right
			SPA172	Coolant temperature sensor	E3	OE 1204700
KA (RB_)						
1.0 i	48	09/99 → 11/08	APS17	Intake pressure sensor	A3	OE 1086439
1.3 i	37	09/96 → 10/02	APS17	Intake pressure sensor	A3	OE 1086439
			APS17	Intake pressure sensor	A3	OE 1086439
			APS17	Intake pressure sensor	A3	OE 1086439
			APS17	Intake pressure sensor	A3	OE 1086439
	51	08/02 → 11/08	ATS24	Air temperature sensor	A1	OE 1117860
			SVF008	Throttle position sensors	A2	OE 1053946
			APS13	Intake pressure sensor	A3	OE 1141598
			SAC004	Camshaft sensor	B2	OE 1111037
			SAG006	Crankshaft sensor	B3	OE 6602998
			SAG008	Crankshaft sensor	B3	OE 1110834
			SAG175	Crankshaft sensor	B3	OE 1231609
			SAG179	Crankshaft sensor	B3	OE 1068171
			SPA153	Coolant temperature sensor	E3	OE 1089854
			SPA170	Coolant temperature sensor	E3	OE 1L2412A648BA
SAA112	Oil pressure switches	F1	OE 0409160			
SAA113	Oil pressure switches	F1	OE 1053881			
KA (RU8)						
1.2	51	10/08 →	SAC095	Camshaft sensor	B2	OE 1535717
		06/15 →	SAC102	Camshaft sensor	B2	OE 1544172
		11/10 →	SAG284	Crankshaft sensor	B3	OE 1715419
	51	10/08 →	CVM03/1	Crankshaft sensor	B3	OE 1535716
			MWSS047	ABS sensor	D1	OE 1563623; Position: front axle left and right
			MWSS048	ABS sensor	D1	OE 1563624; Position: rear axle left and right
			SPA156	Coolant temperature sensor	E3	
			SAA101	Oil pressure switches	F1	OE 1535416
			APS23	Intake pressure sensor	A3	OE 1721462
1.3 TDCi	55	10/08 →	SAF001	Fuel water sensor	A4	
		10/08 → 11/10	SPS009	Exhaust gas pressure sensor	C2	OE 1557672
		11/10 →	SPS013	Exhaust gas pressure sensor	C2	OE 1729036

	KW			DESCRIPTION	TYPE		
FORD							
KA (RU8)							
1.3 TDCi	55	10/08 →	MWSS047	ABS sensor	D1	OE 1563623; Position: front axle left and right	
			MWSS048	ABS sensor	D1	OE 1563624; Position: rear axle left and right	
			SPA146	Coolant temperature sensor	E3	OE 1724202	
			SPA177	Coolant temperature sensor	E3	OE 1538606	
			SAA101	Oil pressure switches	F1	OE 1535416	
			APS49	Fuel pressure sensor	F2	OE 9S519G756AB; Position: high pressure side; Pressure [bar] up to: 1800	
			APS134	Fuel pressure sensor	F2	OE 1581708; Number of poles: 3	
KA Van (RB)							
1.3 i	44	05/02 → 05/05	APS17	Intake pressure sensor	A3	OE 1086439	
KA+ (UK, FK)							
1.2	51	06/16 →	SAC092	Camshaft sensor	B2	OE 1319158	
			MWSS110	ABS sensor	D1	OE 1514205; Position: rear axle left and right	
			SPA179	Coolant temperature sensor	E3	OE 1109340	
1.2 Ti-VCT	63	06/16 →	SAC092	Camshaft sensor	B2	OE 1319158	
			MWSS110	ABS sensor	D1	OE 1514205; Position: rear axle left and right	
			SPA179	Coolant temperature sensor	E3	OE 1109340	
KUGA I							
2.0 TDCi	100	03/08 → 11/12	ATS22	Air temperature sensor	A1	OE 1251249	
			APS38	Intake pressure sensor	A3	OE 1231463	
			SAC096	Camshaft sensor	B2	OE 1229954	
			SAG169	Crankshaft sensor	B3	OE 1231925	
			SPS006	Exhaust gas pressure sensor	C2	OE 1315684	
		03/08 → 11/10	MWSS045	ABS sensor	D1	OE 1223620; Position: front axle left and right	
		03/08 → 11/12	MWSS046	ABS sensor	D1	OE 1223622; Position: rear axle left and right	
		12/10 → 11/12	MWSS130	ABS sensor	D1	OE 1690865; Position: front axle left and right	
		03/08 → 11/12	SPA172	Coolant temperature sensor	E3	OE 1204700	
		03/08 → 11/12	SAA118	Oil pressure switches	F1	OE 1145966	
		03/10 → 11/12	APS123	Intake pressure sensor	A3	OE 1683949	
			SAC096	Camshaft sensor	B2	OE 1229954	
			03/10 → 11/10	MWSS045	ABS sensor	D1	OE 1223620; Position: front axle left and right
			03/10 → 11/12	MWSS046	ABS sensor	D1	OE 1223622; Position: rear axle left and right
			12/10 → 11/12	MWSS130	ABS sensor	D1	OE 1690865; Position: front axle left and right
03/10 → 11/12	SPA172	Coolant temperature sensor	E3	OE 1204700			
2.0 TDCi 4x4	100	03/08 → 11/12	ATS22	Air temperature sensor	A1	OE 1251249	
			APS38	Intake pressure sensor	A3	OE 1231463	
			SAC096	Camshaft sensor	B2	OE 1229954	
			SAG169	Crankshaft sensor	B3	OE 1231925	
			SPS006	Exhaust gas pressure sensor	C2	OE 1315684	
		03/08 → 11/10	MWSS045	ABS sensor	D1	OE 1223620; Position: front axle left and right	
		12/10 → 11/12	MWSS130	ABS sensor	D1	OE 1690865; Position: front axle left and right	

	KW			DESCRIPTION	TYPE	
FORD						
KUGA I						
2.0 TDCi 4x4	100	03/08 → 11/12	SPA172	Coolant temperature sensor	E3	OE 1204700
			SAA118	Oil pressure switches	F1	OE 1145966
	103	03/10 → 11/12	APS123	Intake pressure sensor	A3	OE 1683949
			SAC096	Camshaft sensor	B2	OE 1229954
		03/10 → 11/10	MWSS045	ABS sensor	D1	OE 1223620; Position: front axle left and right
		12/10 → 11/12	MWSS130	ABS sensor	D1	OE 1690865; Position: front axle left and right
	120	03/10 → 11/12	SPA172	Coolant temperature sensor	E3	OE 1204700
			APS123	Intake pressure sensor	A3	OE 1683949
		03/10 → 11/12	SAC096	Camshaft sensor	B2	OE 1229954
			SAG169	Crankshaft sensor	B3	OE 1231925
03/10 → 11/10		MWSS045	ABS sensor	D1	OE 1223620; Position: front axle left and right	
12/10 → 11/12		MWSS130	ABS sensor	D1	OE 1690865; Position: front axle left and right	
03/10 → 11/12	SPA172	Coolant temperature sensor	E3	OE 1204700		
KUGA II (DM2)						
1.5 EcoBoost	110	09/14 →	ATS20	Intake pressure sensor	A3	OE 1448387
			MWSS046	ABS sensor	D1	OE 1223622; Position: rear axle left and right
			MWSS130	ABS sensor	D1	OE 1690865; Position: front axle left and right
			MWSS132	ABS sensor	D1	OE 13042888; Position: rear axle left and right
1.5 EcoBoost 4x4	134	09/14 →	ATS20	Intake pressure sensor	A3	OE 1448387
			MWSS046	ABS sensor	D1	OE 1223622; Position: rear axle left and right
			MWSS130	ABS sensor	D1	OE 1690865; Position: front axle left and right
			MWSS132	ABS sensor	D1	OE 13042888; Position: rear axle left and right
1.6 EcoBoost	110	03/13 →	ATS20	Intake pressure sensor	A3	OE 1448387
			APS106	Intake pressure sensor	A3	OE 1682141
			APS109	Intake pressure sensor	A3	OE 1751185
			SAD038	Knock sensor	B1	OE 1068159
			MWSS046	ABS sensor	D1	OE 1223622; Position: rear axle left and right
			MWSS130	ABS sensor	D1	OE 1690865; Position: front axle left and right
			MWSS132	ABS sensor	D1	OE 13042888; Position: rear axle left and right
			SPA179	Coolant temperature sensor	E3	OE 1109340
2.0 TDCi	103	03/13 →	APS123	Intake pressure sensor	A3	OE 1683949
			SAC096	Camshaft sensor	B2	OE 1229954
			MWSS046	ABS sensor	D1	OE 1223622; Position: rear axle left and right
			MWSS130	ABS sensor	D1	OE 1690865; Position: front axle left and right
			MWSS132	ABS sensor	D1	OE 13042888; Position: rear axle left and right
			SPA172	Coolant temperature sensor	E3	OE 1204700

	KW			DESCRIPTION	TYPE	
FORD						
KUGA II (DM2)						
2.0 TDCi	88	09/14 →	APS123	Intake pressure sensor	A3	OE 1683949
			MWSS046	ABS sensor	D1	OE 1223622; Position: rear axle left and right
			MWSS130	ABS sensor	D1	OE 1690865; Position: front axle left and right
			MWSS132	ABS sensor	D1	OE 13042888; Position: rear axle left and right
	110	09/14 →	APS123	Intake pressure sensor	A3	OE 1683949
			MWSS046	ABS sensor	D1	OE 1223622; Position: rear axle left and right
			MWSS130	ABS sensor	D1	OE 1690865; Position: front axle left and right
			MWSS132	ABS sensor	D1	OE 13042888; Position: rear axle left and right
2.0 TDCi 4x4	103	03/13 →	APS123	Intake pressure sensor	A3	OE 1683949
			SAC096	Camshaft sensor	B2	OE 1229954
			MWSS046	ABS sensor	D1	OE 1223622; Position: rear axle left and right
			MWSS130	ABS sensor	D1	OE 1690865; Position: front axle left and right
			MWSS132	ABS sensor	D1	OE 13042888; Position: rear axle left and right
			SPA172	Coolant temperature sensor	E3	OE 1204700
	120	03/13 →	APS123	Intake pressure sensor	A3	OE 1683949
			SAC096	Camshaft sensor	B2	OE 1229954
			MWSS046	ABS sensor	D1	OE 1223622; Position: rear axle left and right
			MWSS130	ABS sensor	D1	OE 1690865; Position: front axle left and right
			MWSS132	ABS sensor	D1	OE 13042888; Position: rear axle left and right
			SPA172	Coolant temperature sensor	E3	OE 1204700
	110	09/14 →	APS123	Intake pressure sensor	A3	OE 1683949
			MWSS046	ABS sensor	D1	OE 1223622; Position: rear axle left and right
			MWSS130	ABS sensor	D1	OE 1690865; Position: front axle left and right
			MWSS132	ABS sensor	D1	OE 13042888; Position: rear axle left and right
132	09/14 →	APS123	Intake pressure sensor	A3	OE 1683949	
		MWSS046	ABS sensor	D1	OE 1223622; Position: rear axle left and right	
		MWSS130	ABS sensor	D1	OE 1690865; Position: front axle left and right	
		MWSS132	ABS sensor	D1	OE 13042888; Position: rear axle left and right	
MAVERICK						
3.0 V6 24V	145	02/01 →	SAC098	Camshaft sensor	B2	OE 1F1E62B288AA
			SAG003	Crankshaft sensor	B3	OE 1S7E6C315BA
	149	03/04 →	SAC098	Camshaft sensor	B2	OE 1F1E62B288AA
			SAG003	Crankshaft sensor	B3	OE 1S7E6C315BA
MAVERICK (UDS, UNS)						
2.4 i	91	02/93 → 08/96	SPA137	Coolant temperature sensor	E3	OE 1953327
	87	09/96 → 04/98	SPA137	Coolant temperature sensor	E3	OE 1953327
2.4 i (UDS)	85	09/96 → 04/98	SPA137	Coolant temperature sensor	E3	OE 1953327

	kW			DESCRIPTION	TYPE			
FORD								
MAVERICK (UDS, UNS)								
2.7 TD	74	02/93 → 08/96	SPA131	Coolant temperature sensor	E3	OE 1957002		
	92	09/96 → 04/98	SPA137	Coolant temperature sensor	E3	OE 1953327		
MONDEO I (GBP)								
1.6 i 16V	66	02/93 → 08/96	SPA151	Coolant temperature sensor	E3	OE 1626262		
	65	07/94 → 08/96	SAG177	Crankshaft sensor	B3	OE 6193226		
SPA151			Coolant temperature sensor	E3	OE 1626262			
1.8 i 16V	85	02/93 → 08/96	SAG177	Crankshaft sensor	B3	OE 6193226		
			SPA151	Coolant temperature sensor	E3	OE 1626262		
	82	07/94 → 08/96	SAG177	Crankshaft sensor	B3	OE 6193226		
SPA151			Coolant temperature sensor	E3	OE 1626262			
1.8 i 16V 4x4	85	02/93 → 08/96	SPA151	Coolant temperature sensor	E3	OE 1626262		
1.8 TD	65	06/93 → 08/96	SAG101	Crankshaft sensor	B3	OE 6859704		
			SPA151	Coolant temperature sensor	E3	OE 1626262		
	66	10/95 → 08/96	SAG101	Crankshaft sensor	B3	OE 6859704		
			SPA151	Coolant temperature sensor	E3	OE 1626262		
			100	02/93 → 08/96	SAG177	Crankshaft sensor	B3	OE 6193226
			SPA151		Coolant temperature sensor	E3	OE 1626262	
2.0 i 16V	97	12/94 → 08/96	SAG177	Crankshaft sensor	B3	OE 6193226		
			SPA151	Coolant temperature sensor	E3	OE 1626262		
2.0 i 16V 4x4	97	12/94 → 08/96	SAG177	Crankshaft sensor	B3	OE 6193226		
2.5 i 24V	125	07/94 → 08/96	SAG177	Crankshaft sensor	B3	OE 6193226		
			SPA151	Coolant temperature sensor	E3	OE 1626262		
			SAC098	Camshaft sensor	B2	OE 1F1E62B288AA		
			SAG003	Crankshaft sensor	B3	OE 1S7E6C315BA		
MONDEO I Tre volumi (GBP)	66	02/93 → 08/96	SAG177	Crankshaft sensor	B3	OE 6193226		
			SPA151	Coolant temperature sensor	E3	OE 1626262		
			65	07/94 → 08/96	SAG177	Crankshaft sensor	B3	OE 6193226
			SPA151		Coolant temperature sensor	E3	OE 1626262	
1.8 i 16V	85	02/93 → 08/96	SAG177	Crankshaft sensor	B3	OE 6193226		
			SPA151	Coolant temperature sensor	E3	OE 1626262		
	82	01/94 → 08/96	SAG177	Crankshaft sensor	B3	OE 6193226		
SPA151			Coolant temperature sensor	E3	OE 1626262			
1.8 TD	65	06/93 → 08/96	SAG101	Crankshaft sensor	B3	OE 6859704		
			SPA151	Coolant temperature sensor	E3	OE 1626262		
	66	10/95 → 08/96	SAG101	Crankshaft sensor	B3	OE 6859704		
			SPA151	Coolant temperature sensor	E3	OE 1626262		
			100	02/93 → 08/96	SAG177	Crankshaft sensor	B3	OE 6193226
			SPA151		Coolant temperature sensor	E3	OE 1626262	
2.0 i 16V	100	02/93 → 08/96	SAG177	Crankshaft sensor	B3	OE 6193226		
2.0 i 16V 4x4	97	12/94 → 08/96	SAG177	Crankshaft sensor	B3	OE 6193226		
			SPA151	Coolant temperature sensor	E3	OE 1626262		
2.5 i 24V	125	07/94 → 08/96	SAG177	Crankshaft sensor	B3	OE 6193226		
			SPA151	Coolant temperature sensor	E3	OE 1626262		
			SAC098	Camshaft sensor	B2	OE 1F1E62B288AA		
			SAG003	Crankshaft sensor	B3	OE 1S7E6C315BA		
MONDEO I Turnier (BNP)	66	04/93 → 08/96	SAG177	Crankshaft sensor	B3	OE 6193226		
			SPA151	Coolant temperature sensor	E3	OE 1626262		
	65	07/94 → 08/96	SAG177	Crankshaft sensor	B3	OE 6193226		
			SPA151	Coolant temperature sensor	E3	OE 1626262		
1.8 i 16V	85	04/93 → 08/96	SAG177	Crankshaft sensor	B3	OE 6193226		
			SPA151	Coolant temperature sensor	E3	OE 1626262		
	82	07/94 → 08/96	SAG177	Crankshaft sensor	B3	OE 6193226		
SPA151			Coolant temperature sensor	E3	OE 1626262			
1.8 i 16V 4x4	85	04/93 → 08/96	SAG177	Crankshaft sensor	B3	OE 6193226		
			SPA151	Coolant temperature sensor	E3	OE 1626262		

	KW			DESCRIPTION	TYPE	
FORD						
MONDEO I Turnier (BNP)						
1.8 TD	65	06/93 → 08/96	SAG101	Crankshaft sensor	B3	OE 6859704
			SPA151	Coolant temperature sensor	E3	OE 1626262
	66	11/95 → 08/96	SAG101	Crankshaft sensor	B3	OE 6859704
			SPA151	Coolant temperature sensor	E3	OE 1626262
2.0 i 16V	100	04/93 → 08/96	SAG177	Crankshaft sensor	B3	OE 6193226
			SPA151	Coolant temperature sensor	E3	OE 1626262
			SAG177	Crankshaft sensor	B3	OE 6193226
2.0 i 16V 4x4	97	01/93 → 08/96	SPA151	Coolant temperature sensor	E3	OE 1626262
			SAG177	Crankshaft sensor	B3	OE 6193226
			SPA151	Coolant temperature sensor	E3	OE 1626262
2.5 i 24V	125	07/94 → 08/96	SAG177	Crankshaft sensor	B3	OE 6193226
			SPA151	Coolant temperature sensor	E3	OE 1626262
			SAC098	Camshaft sensor	B2	OE 1F1E62B288AA
			SAG003	Crankshaft sensor	B3	OE 1S7E6C315BA
MONDEO II (BAP)						
1.6 i	66	08/96 → 09/00	SAG177	Crankshaft sensor	B3	OE 6193226
			SPA151	Coolant temperature sensor	E3	OE 1626262
1.6 i 16V	70	05/98 → 09/00	SPA151	Coolant temperature sensor	E3	OE 1626262
1.8 i	85	08/96 → 09/00	SAG177	Crankshaft sensor	B3	OE 6193226
			SPA151	Coolant temperature sensor	E3	OE 1626262
1.8 TD	66	08/96 → 09/00	SAG177	Crankshaft sensor	B3	OE 6193226
			SPA151	Coolant temperature sensor	E3	OE 1626262
2.0 i	96	08/96 → 09/00	SAG177	Crankshaft sensor	B3	OE 6193226
			SPA151	Coolant temperature sensor	E3	OE 1626262
2.5 24V	125	08/96 → 09/00	SAC098	Camshaft sensor	B2	OE 1F1E62B288AA
			SAG003	Crankshaft sensor	B3	OE 1S7E6C315BA
			SAG177	Crankshaft sensor	B3	OE 6193226
		06/00 → 09/00	SPA151	Coolant temperature sensor	E3	OE 1626262
			SAC098	Camshaft sensor	B2	OE 1F1E62B288AA
			SAG003	Crankshaft sensor	B3	OE 1S7E6C315BA
2.5 ST 200	151	05/99 → 09/00	SPA151	Coolant temperature sensor	E3	OE 1626262
			SAC098	Camshaft sensor	B2	OE 1F1E62B288AA
			SAG003	Crankshaft sensor	B3	OE 1S7E6C315BA
MONDEO II Tre volumi (BFP)						
1.6 i	66	08/96 → 09/00	SAG177	Crankshaft sensor	B3	OE 6193226
			SPA151	Coolant temperature sensor	E3	OE 1626262
1.6 i 16V	70	05/98 → 09/00	SPA151	Coolant temperature sensor	E3	OE 1626262
1.8 i	85	08/96 → 09/00	SAG177	Crankshaft sensor	B3	OE 6193226
			SPA151	Coolant temperature sensor	E3	OE 1626262
1.8 TD	66	08/96 → 09/00	SAG177	Crankshaft sensor	B3	OE 6193226
			SPA151	Coolant temperature sensor	E3	OE 1626262
2.0 i	96	08/96 → 09/00	SAG177	Crankshaft sensor	B3	OE 6193226
			SPA151	Coolant temperature sensor	E3	OE 1626262
2.5 24V	125	08/96 → 09/00	SAC098	Camshaft sensor	B2	OE 1F1E62B288AA
			SAG003	Crankshaft sensor	B3	OE 1S7E6C315BA
			SAG177	Crankshaft sensor	B3	OE 6193226
		06/00 → 09/00	SPA151	Coolant temperature sensor	E3	OE 1626262
			SAC098	Camshaft sensor	B2	OE 1F1E62B288AA
			SAG003	Crankshaft sensor	B3	OE 1S7E6C315BA
2.5 ST 200	151	05/99 → 09/00	SPA151	Coolant temperature sensor	E3	OE 1626262
			SAC098	Camshaft sensor	B2	OE 1F1E62B288AA
			SAG003	Crankshaft sensor	B3	OE 1S7E6C315BA

	kW			DESCRIPTION	TYPE	
FORD						
MONDEO II Tre volumi (BFP)						
2.5 ST 200	151	05/99 → 09/00	SPA151	Coolant temperature sensor	E3	OE 1626262
MONDEO II Turnier (BNP)						
1.6 i	66	08/96 → 09/00	SAG177	Crankshaft sensor	B3	OE 6193226
			SPA151	Coolant temperature sensor	E3	OE 1626262
1.6 i 16V	70	05/98 → 09/00	SPA151	Coolant temperature sensor	E3	OE 1626262
1.8 i	85	08/96 → 09/00	SAG177	Crankshaft sensor	B3	OE 6193226
			SPA151	Coolant temperature sensor	E3	OE 1626262
1.8 TD	66	08/96 → 09/00	SAG177	Crankshaft sensor	B3	OE 6193226
			SPA151	Coolant temperature sensor	E3	OE 1626262
2.0 i	96	08/96 → 09/00	SAG177	Crankshaft sensor	B3	OE 6193226
			SPA151	Coolant temperature sensor	E3	OE 1626262
2.5 24V	125	08/96 → 09/00	SAC098	Camshaft sensor	B2	OE 1F1E62B288AA
			SAG003	Crankshaft sensor	B3	OE 1S7E6C315BA
			SAG177	Crankshaft sensor	B3	OE 6193226
		10/99 → 09/00	SPA151	Coolant temperature sensor	E3	OE 1626262
			SAC098	Camshaft sensor	B2	OE 1F1E62B288AA
			SAG003	Crankshaft sensor	B3	OE 1S7E6C315BA
2.5 ST 200	151	05/99 → 09/00	SPA151	Coolant temperature sensor	E3	OE 1626262
			SAC098	Camshaft sensor	B2	OE 1F1E62B288AA
			SAG003	Crankshaft sensor	B3	OE 1S7E6C315BA
MONDEO III (B5Y)						
1.8 16V	81	10/00 → 03/07	ATS24	Air temperature sensor	A1	OE 1117860
			SVF008	Throttle position sensors	A2	OE 1053946
			APS19	Intake pressure sensor	A3	OE 1119939
			SAD036	Knock sensor	B1	OE 1119941
			SAC001	Camshaft sensor	B2	OE 1119942
			SAC006	Camshaft sensor	B2	OE 3023785
			SAG016	Camshaft sensor	B2	OE 1119150
			SAC007	Crankshaft sensor	B3	OE 1S7P7M101KA
			SAG171	Crankshaft sensor	B3	OE 1048905
			SAG274	Crankshaft sensor	B3	OE 3009084
			MWSS039	ABS sensor	D1	OE 1115018; Position: left and right
			SPA116	Fuel temperature sensor	E2	OE 1047284
	92	10/00 → 03/07	ATS24	Air temperature sensor	A1	OE 1117860
			SVF008	Throttle position sensors	A2	OE 1053946
			APS19	Intake pressure sensor	A3	OE 1119939
			SAD036	Knock sensor	B1	OE 1119941
			SAC001	Camshaft sensor	B2	OE 1119942
			SAC006	Camshaft sensor	B2	OE 3023785
			SAG016	Camshaft sensor	B2	OE 1119150
			SAC007	Crankshaft sensor	B3	OE 1S7P7M101KA
			SAG171	Crankshaft sensor	B3	OE 1048905
			SAG274	Crankshaft sensor	B3	OE 3009084
			MWSS039	ABS sensor	D1	OE 1115018; Position: left and right
			SPA116	Fuel temperature sensor	E2	OE 1047284
2.0 16V	107	10/00 → 03/07	ATS24	Air temperature sensor	A1	OE 1117860
			SVF008	Throttle position sensors	A2	OE 1053946
			APS19	Intake pressure sensor	A3	OE 1119939
			SAD036	Knock sensor	B1	OE 1119941
			SAC001	Camshaft sensor	B2	OE 1119942

	KW			DESCRIPTION	TYPE	
FORD						
MONDEO III (B5Y)						
2.0 16V	107	10/00 → 03/07	SAC006	Camshaft sensor	B2	OE 3023785
			SAG016	Camshaft sensor	B2	OE 1119150
			SAC007	Crankshaft sensor	B3	OE 1S7P7M101KA
			SAG171	Crankshaft sensor	B3	OE 1048905
			SAG274	Crankshaft sensor	B3	OE 3009084
			MWSS039	ABS sensor	D1	OE 1115018; Position: left and right
			SPA116	Fuel temperature sensor	E2	OE 1047284
			SAA115	Oil pressure switches	F1	OE 1116647
2.0 16V TDDi / TDCi	85	10/00 → 03/07	ATS24	Air temperature sensor	A1	OE 1117860
			APS10	Intake pressure sensor	A3	OE 1827054
			SAD040	Knock sensor	B1	OE 1132002
			SAC006	Camshaft sensor	B2	OE 3023785
			SAC083	Camshaft sensor	B2	OE 1219993
			SAC007	Crankshaft sensor	B3	OE 1S7P7M101KA
			SAG002	Crankshaft sensor	B3	OE 1143723
			SAG006	Crankshaft sensor	B3	OE 6602998
			SAG171	Crankshaft sensor	B3	OE 1048905
			SAG274	Crankshaft sensor	B3	OE 3009084
			SPS006	Exhaust gas pressure sensor	C2	OE 1315684
			MWSS039	ABS sensor	D1	OE 1115018; Position: left and right
			SPA116	Fuel temperature sensor	E2	OE 1047284
			SPA148	Coolant temperature sensor	E3	OE 1121670
			SAA113	Oil pressure switches	F1	OE 1053881
			SAA117	Oil pressure switches	F1	OE 1096320
2.0 TDCi	96	10/01 → 03/07	ATS24	Air temperature sensor	A1	OE 1117860
			APS10	Intake pressure sensor	A3	OE 1827054
			SAD040	Knock sensor	B1	OE 1132002
			SAC006	Camshaft sensor	B2	OE 3023785
			SAC083	Camshaft sensor	B2	OE 1219993
			SAC007	Crankshaft sensor	B3	OE 1S7P7M101KA
			SAG002	Crankshaft sensor	B3	OE 1143723
			SAG006	Crankshaft sensor	B3	OE 6602998
			SAG171	Crankshaft sensor	B3	OE 1048905
			SAG274	Crankshaft sensor	B3	OE 3009084
			SPS006	Exhaust gas pressure sensor	C2	OE 1315684
			MWSS039	ABS sensor	D1	OE 1115018; Position: left and right
			SPA116	Fuel temperature sensor	E2	OE 1047284
			SPA148	Coolant temperature sensor	E3	OE 1121670
			SAA113	Oil pressure switches	F1	OE 1053881
			SAA117	Oil pressure switches	F1	OE 1096320
APS133	Fuel pressure sensor	F2	OE 1334946*			
2.2 TDCi	114	09/04 → 03/07	ATS24	Air temperature sensor	A1	OE 1117860
			SAD040	Knock sensor	B1	OE 1132002
			SAC006	Camshaft sensor	B2	OE 3023785
			SAC083	Camshaft sensor	B2	OE 1219993
			SAC007	Crankshaft sensor	B3	OE 1S7P7M101KA
			SAG002	Crankshaft sensor	B3	OE 1143723
			SAG006	Crankshaft sensor	B3	OE 6602998
			SAG171	Crankshaft sensor	B3	OE 1048905
			SAG274	Crankshaft sensor	B3	OE 3009084
			SPS006	Exhaust gas pressure sensor	C2	OE 1315684
			MWSS039	ABS sensor	D1	OE 1115018; Position: left and right
			SPA116	Fuel temperature sensor	E2	OE 1047284
			SPA148	Coolant temperature sensor	E3	OE 1121670
SAA113	Oil pressure switches	F1	OE 1053881			

	kW			DESCRIPTION	TYPE	
FORD						
MONDEO III (B5Y)						
2.2 TDCi	114	09/04 → 03/07	SAA117	Oil pressure switches	F1	OE 1096320
2.5 V6 24V	125	10/00 → 03/07	SAC098	Camshaft sensor	B2	OE 1F1E62B288AA
			SAG003	Crankshaft sensor	B3	OE 1S7E6C315BA
3.0 V6 24V	150	09/04 → 03/07	SAC098	Camshaft sensor	B2	OE 1F1E62B288AA
			SAG003	Crankshaft sensor	B3	OE 1S7E6C315BA
ST220	166	04/02 → 03/07	SAC098	Camshaft sensor	B2	OE 1F1E62B288AA
			SAG003	Crankshaft sensor	B3	OE 1S7E6C315BA
MONDEO III Tre volumi (B4Y)						
1.8 16V	92	10/00 → 03/07	ATS24	Air temperature sensor	A1	OE 1117860
			SVF008	Throttle position sensors	A2	OE 1053946
			APS19	Intake pressure sensor	A3	OE 1119939
			SAD036	Knock sensor	B1	OE 1119941
			SAC001	Camshaft sensor	B2	OE 1119942
			SAC006	Camshaft sensor	B2	OE 3023785
			SAG016	Camshaft sensor	B2	OE 1119150
			SAC007	Crankshaft sensor	B3	OE 1S7P7M101KA
			SAG171	Crankshaft sensor	B3	OE 1048905
			SAG274	Crankshaft sensor	B3	OE 3009084
			MWSS039	ABS sensor	D1	OE 1115018; Position: left and right
			SPA116	Fuel temperature sensor	E2	OE 1047284
			SPA179	Coolant temperature sensor	E3	OE 1109340
2.0 16V	107	10/00 → 03/07	ATS24	Air temperature sensor	A1	OE 1117860
			SVF008	Throttle position sensors	A2	OE 1053946
			APS19	Intake pressure sensor	A3	OE 1119939
			SAD036	Knock sensor	B1	OE 1119941
			SAC001	Camshaft sensor	B2	OE 1119942
			SAC006	Camshaft sensor	B2	OE 3023785
			SAG016	Camshaft sensor	B2	OE 1119150
			SAC007	Crankshaft sensor	B3	OE 1S7P7M101KA
			SAG171	Crankshaft sensor	B3	OE 1048905
			SAG274	Crankshaft sensor	B3	OE 3009084
			MWSS039	ABS sensor	D1	OE 1115018; Position: left and right
			SPA116	Fuel temperature sensor	E2	OE 1047284
			SAA115	Oil pressure switches	F1	OE 1116647
2.0 16V TDDi / TDCi	85	10/00 → 03/07	ATS24	Air temperature sensor	A1	OE 1117860
			APS10	Intake pressure sensor	A3	OE 1827054
			SAD040	Knock sensor	B1	OE 1132002
			SAC006	Camshaft sensor	B2	OE 3023785
			SAC083	Camshaft sensor	B2	OE 1219993
			SAC007	Crankshaft sensor	B3	OE 1S7P7M101KA
			SAG002	Crankshaft sensor	B3	OE 1143723
			SAG006	Crankshaft sensor	B3	OE 6602998
			SAG171	Crankshaft sensor	B3	OE 1048905
			SAG274	Crankshaft sensor	B3	OE 3009084
			SPS006	Exhaust gas pressure sensor	C2	OE 1315684
			MWSS039	ABS sensor	D1	OE 1115018; Position: left and right
			SPA116	Fuel temperature sensor	E2	OE 1047284
			SPA148	Coolant temperature sensor	E3	OE 1121670
2.0 TDCi	96	10/01 → 03/07	ATS24	Air temperature sensor	A1	OE 1117860
			APS10	Intake pressure sensor	A3	OE 1827054
			SAD040	Knock sensor	B1	OE 1132002
			SAC006	Camshaft sensor	B2	OE 3023785

	KW			DESCRIPTION	TYPE	
FORD						
MONDEO III Tre volumi (B4Y)						
2.0 TDCi	96	10/01 → 03/07	SAC083	Camshaft sensor	B2	OE 1219993
			SAC007	Crankshaft sensor	B3	OE 1S7P7M101KA
			SAG002	Crankshaft sensor	B3	OE 1143723
			SAG006	Crankshaft sensor	B3	OE 6602998
			SAG171	Crankshaft sensor	B3	OE 1048905
			SAG274	Crankshaft sensor	B3	OE 3009084
			SPS006	Exhaust gas pressure sensor	C2	OE 1315684
			MWSS039	ABS sensor	D1	OE 1115018; Position: left and right
			SPA116	Fuel temperature sensor	E2	OE 1047284
			SPA148	Coolant temperature sensor	E3	OE 1121670
			SAA113	Oil pressure switches	F1	OE 1053881
SAA117	Oil pressure switches	F1	OE 1096320			
APS133	Fuel pressure sensor	F2	OE 1334946*			
2.5 V6 24V	125	10/00 → 03/07	SAC098	Camshaft sensor	B2	OE 1F1E62B288AA
			SAG003	Crankshaft sensor	B3	OE 1S7E6C315BA
3.0 V6 24V	150	09/04 → 03/07	SAC098	Camshaft sensor	B2	OE 1F1E62B288AA
			SAG003	Crankshaft sensor	B3	OE 1S7E6C315BA
ST220	166	04/02 → 03/07	SAC098	Camshaft sensor	B2	OE 1F1E62B288AA
			SAG003	Crankshaft sensor	B3	OE 1S7E6C315BA
MONDEO III Turnier (BWY)						
1.8 16V	81	10/00 → 03/07	ATS24	Air temperature sensor	A1	OE 1117860
			SVF008	Throttle position sensors	A2	OE 1053946
			APS19	Intake pressure sensor	A3	OE 1119939
			SAD036	Knock sensor	B1	OE 1119941
			SAC001	Camshaft sensor	B2	OE 1119942
			SAC006	Camshaft sensor	B2	OE 3023785
			SAG016	Camshaft sensor	B2	OE 1119150
			SAC007	Crankshaft sensor	B3	OE 1S7P7M101KA
			SAG171	Crankshaft sensor	B3	OE 1048905
			SAG274	Crankshaft sensor	B3	OE 3009084
			MWSS039	ABS sensor	D1	OE 1115018; Position: left and right
			SPA116	Fuel temperature sensor	E2	OE 1047284
	SPA179	Coolant temperature sensor	E3	OE 1109340		
	SAA115	Oil pressure switches	F1	OE 1116647		
	92	10/00 → 03/07	ATS24	Air temperature sensor	A1	OE 1117860
			SVF008	Throttle position sensors	A2	OE 1053946
			APS19	Intake pressure sensor	A3	OE 1119939
			SAD036	Knock sensor	B1	OE 1119941
			SAC001	Camshaft sensor	B2	OE 1119942
			SAC006	Camshaft sensor	B2	OE 3023785
			SAG016	Camshaft sensor	B2	OE 1119150
			SAC007	Crankshaft sensor	B3	OE 1S7P7M101KA
			SAG171	Crankshaft sensor	B3	OE 1048905
			SAG274	Crankshaft sensor	B3	OE 3009084
MWSS039			ABS sensor	D1	OE 1115018; Position: left and right	
SPA116			Fuel temperature sensor	E2	OE 1047284	
SPA179	Coolant temperature sensor	E3	OE 1109340			
SAA115	Oil pressure switches	F1	OE 1116647			
2.0 16V	107	10/00 → 03/07	ATS24	Air temperature sensor	A1	OE 1117860
			SVF008	Throttle position sensors	A2	OE 1053946
			APS19	Intake pressure sensor	A3	OE 1119939
			SAD036	Knock sensor	B1	OE 1119941
			SAC001	Camshaft sensor	B2	OE 1119942
			SAC006	Camshaft sensor	B2	OE 3023785
			SAG016	Camshaft sensor	B2	OE 1119150

	kw			DESCRIPTION	TYPE	
FORD						
MONDEO III Turnier (BWY)						
2.0 16V	107	10/00 → 03/07	SAC007 Crankshaft sensor SAG171 Crankshaft sensor SAG274 Crankshaft sensor MWSS039 ABS sensor SPA116 Fuel temperature sensor SAA115 Oil pressure switches	B3	OE 157P7M101KA OE 1048905 OE 3009084 OE 1115018; Position: left and right OE 1047284 OE 1116647	
2.0 16V TDDi / TDCi	85	10/00 → 03/07	ATS24 Air temperature sensor APS10 Intake pressure sensor SAD040 Knock sensor SAC006 Camshaft sensor SAC083 Camshaft sensor SAC007 Crankshaft sensor SAG002 Crankshaft sensor SAG006 Crankshaft sensor SAG171 Crankshaft sensor SAG274 Crankshaft sensor SPS006 Exhaust gas pressure sensor MWSS039 ABS sensor SPA116 Fuel temperature sensor SPA148 Coolant temperature sensor SAA113 Oil pressure switches SAA117 Oil pressure switches	A1 A3 B1 B2 B2 B3 B3 B3 B3 C2 D1 E2 E3 F1 F1	OE 1117860 OE 1827054 OE 1132002 OE 3023785 OE 1219993 OE 157P7M101KA OE 1143723 OE 6602998 OE 1048905 OE 3009084 OE 1315684 OE 1115018; Position: left and right OE 1047284 OE 1121670 OE 1053881 OE 1096320	
2.0 TDCi	96	10/01 → 03/07	ATS24 Air temperature sensor APS10 Intake pressure sensor SAD040 Knock sensor SAC006 Camshaft sensor SAC083 Camshaft sensor SAC007 Crankshaft sensor SAG002 Crankshaft sensor SAG006 Crankshaft sensor SAG171 Crankshaft sensor SAG274 Crankshaft sensor SPS006 Exhaust gas pressure sensor MWSS039 ABS sensor SPA116 Fuel temperature sensor SPA148 Coolant temperature sensor SAA113 Oil pressure switches SAA117 Oil pressure switches APS133 Fuel pressure sensor	A1 A3 B1 B2 B2 B3 B3 B3 B3 C2 D1 E2 E3 F1 F1 F2	OE 1117860 OE 1827054 OE 1132002 OE 3023785 OE 1219993 OE 157P7M101KA OE 1143723 OE 6602998 OE 1048905 OE 3009084 OE 1315684 OE 1115018; Position: left and right OE 1047284 OE 1121670 OE 1053881 OE 1096320 OE 1334946*	
2.2 TDCi	114	09/04 → 03/07	ATS24 Air temperature sensor SAD040 Knock sensor SAC006 Camshaft sensor SAC083 Camshaft sensor SAC007 Crankshaft sensor SAG002 Crankshaft sensor SAG006 Crankshaft sensor SAG171 Crankshaft sensor SAG274 Crankshaft sensor SPS006 Exhaust gas pressure sensor MWSS039 ABS sensor SPA116 Fuel temperature sensor SPA148 Coolant temperature sensor SAA113 Oil pressure switches SAA117 Oil pressure switches	A1 B1 B2 B2 B3 B3 B3 B3 C2 D1 E2 E3 F1 F1	OE 1117860 OE 1132002 OE 3023785 OE 1219993 OE 157P7M101KA OE 1143723 OE 6602998 OE 1048905 OE 3009084 OE 1315684 OE 1115018; Position: left and right OE 1047284 OE 1121670 OE 1053881 OE 1096320	

	KW			DESCRIPTION	TYPE	
FORD						
MONDEO III Turnier (BWY)						
2.5 V6 24V	125	10/00 → 03/07	SAC098	Camshaft sensor	B2	OE 1F1E62B288AA
			SAG003	Crankshaft sensor	B3	OE 1S7E6C315BA
3.0 V6 24V	150	09/04 → 03/07	SAC098	Camshaft sensor	B2	OE 1F1E62B288AA
			SAG003	Crankshaft sensor	B3	OE 1S7E6C315BA
ST220	166	04/02 → 03/07	SAC098	Camshaft sensor	B2	OE 1F1E62B288AA
			SAG003	Crankshaft sensor	B3	OE 1S7E6C315BA
MONDEO IV (BA7)						
1.6 TDCi	85	02/11 → 01/15	APS123	Intake pressure sensor	A3	OE 1683949
			SAC099	Camshaft sensor	B2	OE 1685774
			SAG109	Crankshaft sensor	B3	OE 1690470
			MWSS045	ABS sensor	D1	OE 1223620; Position: front axle left and right
			MWSS046	ABS sensor	D1	OE 1223622; Position: rear axle left and right
			MWSS049	ABS sensor	D1	OE 1356184; Position: front axle left and right
1.8 TDCi	92	06/07 → 01/15	APS78	Intake pressure sensor	A3	OE 1352477
			SAD041	Knock sensor	B1	OE 1357496
			SAC074	Camshaft sensor	B2	OE 1132377
			SAG001	Crankshaft sensor	B3	OE 1131913
			MWSS045	ABS sensor	D1	OE 1223620; Position: front axle left and right
			MWSS046	ABS sensor	D1	OE 1223622; Position: rear axle left and right
			MWSS049	ABS sensor	D1	OE 1356184; Position: front axle left and right
			SPA158	Coolant temperature sensor	E3	OE 1079267
2.0	107	03/07 → 01/15	SAA115	Oil pressure switches	F1	OE 1116647
			APS19	Intake pressure sensor	A3	OE 1119939
			SAD036	Knock sensor	B1	OE 1119941
			SAC001	Camshaft sensor	B2	OE 1119942
			SAG016	Camshaft sensor	B2	OE 1119150
			MWSS045	ABS sensor	D1	OE 1223620; Position: front axle left and right
			MWSS046	ABS sensor	D1	OE 1223622; Position: rear axle left and right
			MWSS049	ABS sensor	D1	OE 1356184; Position: front axle left and right
			SPA116	Fuel temperature sensor	E2	OE 1047284
			SPA179	Coolant temperature sensor	E3	OE 1109340
2.0 TDCi	103	03/07 → 01/15	SAA115	Oil pressure switches	F1	OE 1116647
			ATS22	Air temperature sensor	A1	OE 1251249
			APS123	Intake pressure sensor	A3	OE 1683949
			APS124	Intake pressure sensor	A3	OE 1439044
			SAC096	Camshaft sensor	B2	OE 1229954
			SAG169	Crankshaft sensor	B3	OE 1231925
			MWSS045	ABS sensor	D1	OE 1223620; Position: front axle left and right
			MWSS046	ABS sensor	D1	OE 1223622; Position: rear axle left and right
			MWSS049	ABS sensor	D1	OE 1356184; Position: front axle left and right
			SPA172	Coolant temperature sensor	E3	OE 1204700
			SAA118	Oil pressure switches	F1	OE 1145966

	kw			DESCRIPTION	TYPE	
FORD						
MONDEO IV (BA7)						
2.0 TDCi	120	03/10 → 01/15	APS123	Intake pressure sensor	A3	OE 1683949
			SAC096	Camshaft sensor	B2	OE 1229954
			MWSS045	ABS sensor	D1	OE 1223620; Position: front axle left and right
			MWSS046	ABS sensor	D1	OE 1223622; Position: rear axle left and right
			MWSS049	ABS sensor	D1	OE 1356184; Position: front axle left and right
			SPA172	Coolant temperature sensor	E3	OE 1204700
MONDEO IV Tre volumi (BA7)						
2.0 TDCi	103	03/07 → 01/15	ATS22	Air temperature sensor	A1	OE 1251249
			APS123	Intake pressure sensor	A3	OE 1683949
			APS124	Intake pressure sensor	A3	OE 1439044
			SAC096	Camshaft sensor	B2	OE 1229954
			SAG169	Crankshaft sensor	B3	OE 1231925
			MWSS045	ABS sensor	D1	OE 1223620; Position: front axle left and right
			MWSS046	ABS sensor	D1	OE 1223622; Position: rear axle left and right
			MWSS049	ABS sensor	D1	OE 1356184; Position: front axle left and right
			SPA172	Coolant temperature sensor	E3	OE 1204700
SAA118	Oil pressure switches	F1	OE 1145966			
MONDEO IV Turnier (BA7)						
1.6 TDCi	85	02/11 → 01/15	APS123	Intake pressure sensor	A3	OE 1683949
			SAC099	Camshaft sensor	B2	OE 1685774
			SAG109	Crankshaft sensor	B3	OE 1690470
			MWSS045	ABS sensor	D1	OE 1223620; Position: front axle left and right
			MWSS046	ABS sensor	D1	OE 1223622; Position: rear axle left and right
			MWSS049	ABS sensor	D1	OE 1356184; Position: front axle left and right
			SPA172	Coolant temperature sensor	E3	OE 1204700
1.8 TDCi	92	06/07 → 12/12	APS78	Intake pressure sensor	A3	OE 1352477
			SAC074	Camshaft sensor	B2	OE 1132377
			MWSS045	ABS sensor	D1	OE 1223620; Position: front axle left and right
			MWSS046	ABS sensor	D1	OE 1223622; Position: rear axle left and right
			MWSS049	ABS sensor	D1	OE 1356184; Position: front axle left and right
			SPA158	Coolant temperature sensor	E3	OE 1079267
			APS138	Fuel pressure sensor	F2	OE 1445928*
2.0	107	03/07 → 01/15	APS19	Intake pressure sensor	A3	OE 1119939
			SAD036	Knock sensor	B1	OE 1119941
			SAC001	Camshaft sensor	B2	OE 1119942
			SAG016	Camshaft sensor	B2	OE 1119150
			MWSS045	ABS sensor	D1	OE 1223620; Position: front axle left and right
			MWSS046	ABS sensor	D1	OE 1223622; Position: rear axle left and right
			MWSS049	ABS sensor	D1	OE 1356184; Position: front axle left and right
			SPA116	Fuel temperature sensor	E2	OE 1047284

	KW			DESCRIPTION	TYPE			
FORD								
MONDEO IV Turnier (BA7)								
2.0	107	03/07 → 01/15	SPA179	Coolant temperature sensor	E3	OE 1109340		
			SAA115	Oil pressure switches	F1	OE 1116647		
2.0 TDCi	103	03/07 → 01/15	ATS22	Air temperature sensor	A1	OE 1251249		
			APS123	Intake pressure sensor	A3	OE 1683949		
			APS124	Intake pressure sensor	A3	OE 1439044		
			SAC096	Camshaft sensor	B2	OE 1229954		
			SAG169	Crankshaft sensor	B3	OE 1231925		
			MWSS045	ABS sensor	D1	OE 1223620; Position: front axle left and right		
			MWSS046	ABS sensor	D1	OE 1223622; Position: rear axle left and right		
		120	03/10 → 01/15	MWSS049	ABS sensor	D1	OE 1356184; Position: front axle left and right	
	SPA172			Coolant temperature sensor	E3	OE 1204700		
	SAA118			Oil pressure switches	F1	OE 1145966		
	APS123			Intake pressure sensor	A3	OE 1683949		
	SAC096			Camshaft sensor	B2	OE 1229954		
	MWSS045			ABS sensor	D1	OE 1223620; Position: front axle left and right		
	MWSS046			ABS sensor	D1	OE 1223622; Position: rear axle left and right		
	129	03/08 → 10/10	MWSS049	ABS sensor	D1	OE 1356184; Position: front axle left and right		
SPA172			Coolant temperature sensor	E3	OE 1204700			
ATS22			Air temperature sensor	A1	OE 1251249			
APS58			Intake pressure sensor	A3	OE 1427942			
SAC096			Camshaft sensor	B2	OE 1229954			
SAG168			Crankshaft sensor	B3	OE 1148073			
MWSS045			ABS sensor	D1	OE 1223620; Position: front axle left and right			
	129	03/08 → 10/10	MWSS046	ABS sensor	D1	OE 1223622; Position: rear axle left and right		
MWSS049			ABS sensor	D1	OE 1356184; Position: front axle left and right			
SPA172			Coolant temperature sensor	E3	OE 1204700			
SAA118			Oil pressure switches	F1	OE 1145966			
ORION II (AFF)								
1.3			44	12/85 → 07/90	SAG005	Crankshaft sensor	B3	OE 6164900
			55	12/85 → 07/90	SAG004	Crankshaft sensor	B3	OE 6502252
1.4	52	03/86 → 07/90	SAG004	Crankshaft sensor	B3	OE 6502252		
	54	01/86 → 07/90	SAG004	Crankshaft sensor	B3	OE 6502252		
1.4 Cat	54	02/87 → 07/90	SAG004	Crankshaft sensor	B3	OE 6502252		
1.6	66	12/85 → 07/90	SAG004	Crankshaft sensor	B3	OE 6502252		
			SPA151	Coolant temperature sensor	E3	OE 1626262		
1.6 i	77	03/86 → 07/90	SAG004	Crankshaft sensor	B3	OE 6502252		
			SPA151	Coolant temperature sensor	E3	OE 1626262		
	75	08/89 → 07/90	SAG004	Crankshaft sensor	B3	OE 6502252		
			SPA151	Coolant temperature sensor	E3	OE 1626262		
1.6 i Cat	66	03/86 → 07/90	SAG004	Crankshaft sensor	B3	OE 6502252		
			SPA151	Coolant temperature sensor	E3	OE 1626262		
ORION III (GAL)								
1.3	44	07/90 → 12/93	APS16	Intake pressure sensor	A3	OE 1648138		
			SAG005	Crankshaft sensor	B3	OE 6164900		
			SPA151	Coolant temperature sensor	E3	OE 1626262		

	kW			DESCRIPTION	TYPE			
FORD								
ORION III (GAL)								
1.4	52	07/90 → 12/93	APS16	Intake pressure sensor	A3	OE 1648138		
			SAG005	Crankshaft sensor	B3	OE 6164900		
			SAG177	Crankshaft sensor	B3	OE 6193226		
	54	07/90 → 12/9	SPA151	Coolant temperature sensor	E3	OE 1626262		
			APS16	Intake pressure sensor	A3	OE 1648138		
			SAG005	Crankshaft sensor	B3	OE 6164900		
1.6	66	07/90 → 12/92	SPA151	Coolant temperature sensor	E3	OE 1626262		
			SAG005	Crankshaft sensor	B3	OE 6164900		
			SAG177	Crankshaft sensor	B3	OE 6193226		
1.6 i	77	07/90 → 09/92	SPA151	Coolant temperature sensor	E3	OE 1626262		
			SAG005	Crankshaft sensor	B3	OE 6164900		
			SAG177	Crankshaft sensor	B3	OE 6193226		
1.6 i 16V	66	07/92 → 12/93	SPA151	Coolant temperature sensor	E3	OE 1626262		
1.8 D	44	11/90 → 12/93	SPA151	Coolant temperature sensor	E3	OE 1626262		
1.8 i 16V	77	02/92 → 12/93	SAG177	Crankshaft sensor	B3	OE 6193226		
	96	01/92 → 12/93	SAG177	Crankshaft sensor	B3	OE 6193226		
P 100 I								
1.6	54	04/82 → 09/87	SPA151	Coolant temperature sensor	E3	OE 1626262		
P 100 II								
1.8 TD	55	10/87 → 12/92	SPA151	Coolant temperature sensor	E3	OE 1626262		
2.0	57	10/87 → 12/92	APS16	Intake pressure sensor	A3	OE 1648138		
			SPA151	Coolant temperature sensor	E3	OE 1626262		
RANGER (ER, EQ, R_)								
1.8	85	06/99 → 02/02	SAG177	Crankshaft sensor	B3	OE 6193226		
2.5 D	57	10/99 → 04/02	SPA168	Coolant temperature sensor	E3	OE 3405645		
2.5 TD	62	04/02 → 06/06	SAG034	Crankshaft sensor	B3	OE 1026696		
2.5 TD 4x4	80	10/99 → 06/06	SPA168	Coolant temperature sensor	E3	OE 3405645		
	62	04/02 → 06/06	SAG034	Crankshaft sensor	B3	OE 1026696		
RANGER (ET)								
2.5 TDCi 4x4	105	05/06 → 07/12	ATS20	Intake pressure sensor	A3	OE 1448387		
			SPA188	Coolant temperature sensor	E3	OE 1448377		
RANGER (TKE)								
2.2 TDCi 4x4	110	04/11 →	ATS22	Air temperature sensor	A1	OE 1251249		
			APS106	Intake pressure sensor	A3	OE 1682141		
			SPS010	Exhaust gas pressure sensor	C2	OE 1545549		
			SPA179	Coolant temperature sensor	E3	OE 1109340		
3.2 TDCi 4x4	147	04/11 →	APS106	Intake pressure sensor	A3	OE 1682141		
			ATS22	Air temperature sensor	A1	OE 1251249		
			APS106	Intake pressure sensor	A3	OE 1682141		
			SPS010	Exhaust gas pressure sensor	C2	OE 1545549		
2.0	77	04/85 → 08/89	SPA151	Coolant temperature sensor	E3	OE 1626262		
			SPA151	Coolant temperature sensor	E3	OE 1626262		
			85	04/85 → 02/92	APS16	Intake pressure sensor	A3	OE 1648138
					SPA151	Coolant temperature sensor	E3	OE 1626262
2.0 i	88	02/92 → 09/94	SAG004	Crankshaft sensor	B3	OE 6502252		
			SPA151	Coolant temperature sensor	E3	OE 1626262		
			88	05/89 → 09/94	SAG004	Crankshaft sensor	B3	OE 6502252
					SPA151	Coolant temperature sensor	E3	OE 1626262
2.4 i	92	10/88 → 02/92	SPA151	Coolant temperature sensor	E3	OE 1626262		
	96	09/86 → 09/88	SPA151	Coolant temperature sensor	E3	OE 1626262		
2.4 i Cat	92	10/88 → 09/94	SPA151	Coolant temperature sensor	E3	OE 1626262		

	KW			DESCRIPTION	TYPE	
FORD						
SCORPIO I (GAE, GGE)						
2.9 i	107	09/86 → 09/94	SPA151	Coolant temperature sensor	E3	OE 1626262
	110	09/86 → 09/94	APS16	Intake pressure sensor	A3	OE 1648138
SPA151			Coolant temperature sensor	E3	OE 1626262	
2.9 i 24V	143	04/91 → 09/94	SPA151	Coolant temperature sensor	E3	OE 1626262
2.9 i 4x4	110	09/86 → 09/94	APS16	Intake pressure sensor	A3	OE 1648138
	107	05/88 → 02/93	SPA151	Coolant temperature sensor	E3	OE 1626262
2.9 i Cat	107	10/87 → 09/94	SPA151	Coolant temperature sensor	E3	OE 1626262
SCORPIO I Tre volumi (GGE)						
1.9	85	11/92 → 09/93	SPA151	Coolant temperature sensor	E3	OE 1626262
2.0 i	85	02/92 → 09/94	APS16	Intake pressure sensor	A3	OE 1648138
			SAG004	Crankshaft sensor	B3	OE 6502252
	88	05/89 → 09/94	SPA151	Coolant temperature sensor	E3	OE 1626262
			SAG004	Crankshaft sensor	B3	OE 6502252
2.4 i	92	05/89 → 02/92	SPA151	Coolant temperature sensor	E3	OE 1626262
2.9 i	107	10/88 → 10/94	SPA151	Coolant temperature sensor	E3	OE 1626262
2.9 i 24V	143	09/86 → 12/94	SPA151	Coolant temperature sensor	E3	OE 1626262
2.9 i 4x4	143	04/91 → 09/94	SPA151	Coolant temperature sensor	E3	OE 1626262
2.9 i 4x4	107	12/89 → 10/94	SPA151	Coolant temperature sensor	E3	OE 1626262
SCORPIO I Turnier (GGE)						
2.0 i	85	09/91 → 09/94	APS16	Intake pressure sensor	A3	OE 1648138
			SAG004	Crankshaft sensor	B3	OE 6502252
			SPA151	Coolant temperature sensor	E3	OE 1626262
88	09/91 → 09/94	SAG004	Crankshaft sensor	B3	OE 6502252	
		SPA151	Coolant temperature sensor	E3	OE 1626262	
2.4 i	92	09/91 → 09/94	SPA151	Coolant temperature sensor	E3	OE 1626262
2.9 24V	143	08/93 → 09/94	SPA151	Coolant temperature sensor	E3	OE 1626262
2.9 i	107	09/91 → 09/94	APS16	Intake pressure sensor	A3	OE 1648138
			SPA151	Coolant temperature sensor	E3	OE 1626262
2.9 i 4x4	107	05/88 → 02/93	APS16	Intake pressure sensor	A3	OE 1648138
			SPA151	Coolant temperature sensor	E3	OE 1626262
SCORPIO II (GFR, GGR)						
2.0 i	85	10/94 → 08/98	SPA151	Coolant temperature sensor	E3	OE 1626262
2.0 i 16V	100	10/94 → 08/98	SPA151	Coolant temperature sensor	E3	OE 1626262
2.5 TD	85	01/95 → 08/98	SAG047	Crankshaft sensor	B3	OE 7072657
	92	09/96 → 08/98	SAG047	Crankshaft sensor	B3	OE 7072657
2.9 i	110	02/95 → 08/98	SPA151	Coolant temperature sensor	E3	OE 1626262
2.9 i 24V	152	10/94 → 08/98	SPA151	Coolant temperature sensor	E3	OE 1626262
SCORPIO II Turnier (GNR, GGR)						
2.0 i	85	10/94 → 08/98	SPA151	Coolant temperature sensor	E3	OE 1626262
2.0 i 16V	100	10/94 → 08/98	SPA151	Coolant temperature sensor	E3	OE 1626262
2.5 TD	85	01/95 → 08/98	SAG047	Crankshaft sensor	B3	OE 7072657
	92	09/96 → 08/98	SAG047	Crankshaft sensor	B3	OE 7072657
2.9 i	110	02/95 → 08/98	SPA151	Coolant temperature sensor	E3	OE 1626262
2.9 i 24V	152	10/94 → 08/98	SPA151	Coolant temperature sensor	E3	OE 1626262
SIERRA (GBG, GB4)						
1.6	55	01/87 → 02/93	SAG004	Crankshaft sensor	B3	OE 6502252
	53	01/88 → 02/93	SAG004	Crankshaft sensor	B3	OE 6502252
1.6 i	59	10/89 → 02/93	APS16	Intake pressure sensor	A3	OE 1648138
			SAG004	Crankshaft sensor	B3	OE 6502252
			SAG005	Crankshaft sensor	B3	OE 6164900
1.8	64	05/88 → 02/93	SPA151	Coolant temperature sensor	E3	OE 1626262
	59	10/87 → 09/89	SPA151	Coolant temperature sensor	E3	OE 1626262
	66	01/87 → 05/88	SPA151	Coolant temperature sensor	E3	OE 1626262
2.0	77	01/87 → 02/93	SPA151	Coolant temperature sensor	E3	OE 1626262

	KW			DESCRIPTION	TYPE	
FORD						
SIERRA (GBG, GB4)						
2.0 4x4	88	01/90 → 02/93	SEN8D	Crankshaft sensor	B3	OE 1639282
			SAG177	Crankshaft sensor	B3	OE 6193226
			SPA151	Coolant temperature sensor	E3	OE 1626262
			SZA103	Coolant temperature sensor	E3	
2.0 i	85	01/90 → 02/93	SAG177	Crankshaft sensor	B3	OE 6193226
			SPA151	Coolant temperature sensor	E3	OE 1626262
			SAG177	Crankshaft sensor	B3	OE 6193226
			SPA151	Coolant temperature sensor	E3	OE 1626262
2.0 i	88	01/90 → 02/93	SAG177	Crankshaft sensor	B3	OE 6193226
			SPA151	Coolant temperature sensor	E3	OE 1626262
			SAG177	Crankshaft sensor	B3	OE 6193226
			SPA151	Coolant temperature sensor	E3	OE 1626262
2.0 i	74	01/87 → 12/89	SPA151	Coolant temperature sensor	E3	OE 1626262
			SAG177	Crankshaft sensor	B3	OE 6193226
			SPA151	Coolant temperature sensor	E3	OE 1626262
			SAG177	Crankshaft sensor	B3	OE 6193226
2.0 i Cat	74	01/87 → 02/93	SPA151	Coolant temperature sensor	E3	OE 1626262
			SAG177	Crankshaft sensor	B3	OE 6193226
			SPA151	Coolant temperature sensor	E3	OE 1626262
			SAG177	Crankshaft sensor	B3	OE 6193226
2.8 i	105	08/87 → 02/93	SPA151	Coolant temperature sensor	E3	OE 1626262
			APS16	Intake pressure sensor	A3	OE 1648138
			SAG177	Crankshaft sensor	B3	OE 6193226
			SPA151	Coolant temperature sensor	E3	OE 1626262
2.9 4x4	110	08/88 → 02/93	APS16	Intake pressure sensor	A3	OE 1648138
			SAG177	Crankshaft sensor	B3	OE 6193226
			SPA151	Coolant temperature sensor	E3	OE 1626262
			APS16	Intake pressure sensor	A3	OE 1648138
2.9 4x4	107	08/88 → 02/93	SAG177	Crankshaft sensor	B3	OE 6193226
			SPA151	Coolant temperature sensor	E3	OE 1626262
			SAG177	Crankshaft sensor	B3	OE 6193226
			SPA151	Coolant temperature sensor	E3	OE 1626262
2.9 i	107	08/88 → 02/93	APS16	Intake pressure sensor	A3	OE 1648138
			SAG177	Crankshaft sensor	B3	OE 6193226
			SPA151	Coolant temperature sensor	E3	OE 1626262
			APS16	Intake pressure sensor	A3	OE 1648138
2.9 i	110	08/88 → 02/93	SAG177	Crankshaft sensor	B3	OE 6193226
			SPA151	Coolant temperature sensor	E3	OE 1626262
			SAG177	Crankshaft sensor	B3	OE 6193226
			SPA151	Coolant temperature sensor	E3	OE 1626262
SIERRA 2 volumi /Coda spiovente (GBC)						
1.8	66	10/84 → 12/86	SPA151	Coolant temperature sensor	E3	OE 1626262
			SPA151	Coolant temperature sensor	E3	OE 1626262
2.0	74	10/85 → 12/86	SPA151	Coolant temperature sensor	E3	OE 1626262
			SPA151	Coolant temperature sensor	E3	OE 1626262
			SPA151	Coolant temperature sensor	E3	OE 1626262
2.0 i	66	08/82 → 10/84	SPA151	Coolant temperature sensor	E3	OE 1626262
			SPA151	Coolant temperature sensor	E3	OE 1626262
2.0 i	85	03/85 → 12/86	SPA151	Coolant temperature sensor	E3	OE 1626262
			SPA151	Coolant temperature sensor	E3	OE 1626262
SIERRA 2 volumi /Coda spiovente (GBC, GBG)						
1.6	55	01/87 → 02/93	SAG004	Crankshaft sensor	B3	OE 6502252
			SAG004	Crankshaft sensor	B3	OE 6502252
1.6 i	59	10/89 → 02/93	APS16	Intake pressure sensor	A3	OE 1648138
			SAG004	Crankshaft sensor	B3	OE 6502252
			SAG005	Crankshaft sensor	B3	OE 6164900
1.8	64	05/88 → 02/93	SPA151	Coolant temperature sensor	E3	OE 1626262
			SPA151	Coolant temperature sensor	E3	OE 1626262
			SPA151	Coolant temperature sensor	E3	OE 1626262
2.0	59	10/87 → 05/88	SPA151	Coolant temperature sensor	E3	OE 1626262
			SPA151	Coolant temperature sensor	E3	OE 1626262
2.0	66	01/87 → 05/88	SPA151	Coolant temperature sensor	E3	OE 1626262
			SPA151	Coolant temperature sensor	E3	OE 1626262
2.0	77	01/87 → 02/93	SPA151	Coolant temperature sensor	E3	OE 1626262
			SPA151	Coolant temperature sensor	E3	OE 1626262
2.0 16V Cosworth 4x4	162	01/90 → 02/93	SAG177	Crankshaft sensor	B3	OE 6193226
			SPA151	Coolant temperature sensor	E3	OE 1626262
2.0 16V Cosworth Cat 4x4	162	01/90 → 02/93	SPA151	Coolant temperature sensor	E3	OE 1626262
			SPA151	Coolant temperature sensor	E3	OE 1626262
2.0 4x4	88	10/91 → 03/93	SAG177	Crankshaft sensor	B3	OE 6193226
			SPA151	Coolant temperature sensor	E3	OE 1626262
2.0 i	85	01/87 → 02/93	SPA151	Coolant temperature sensor	E3	OE 1626262
			SAG177	Crankshaft sensor	B3	OE 6193226
	88	06/89 → 02/93	SPA151	Coolant temperature sensor	E3	OE 1626262
			SAG177	Crankshaft sensor	B3	OE 6193226
	80	06/89 → 02/93	SPA151	Coolant temperature sensor	E3	OE 1626262
			SAG004	Crankshaft sensor	B3	OE 6502252
92	06/89 → 02/93	SPA151	Coolant temperature sensor	E3	OE 1626262	
		SAG004	Crankshaft sensor	B3	OE 6502252	
2.0 i Cat	74	01/87 → 02/93	SPA151	Coolant temperature sensor	E3	OE 1626262
			SPA151	Coolant temperature sensor	E3	OE 1626262

	KW			DESCRIPTION	TYPE	
FORD						
SIERRA 2 volumi /Coda spiovente (GBC, GBG)						
2.0 RS Cosworth	150	11/87 → 01/90	SPA151	Coolant temperature sensor	E3	OE 1626262
2.8 i	105	01/87 → 02/93	SPA151	Coolant temperature sensor	E3	OE 1626262
2.8 i XR 4x4	110	01/87 → 08/88	SAG177	Crankshaft sensor	B3	OE 6193226
	107	01/87 → 02/93	SPA151	Coolant temperature sensor	E3	OE 1626262
2.9 i	107	08/88 → 02/93	APS16	Intake pressure sensor	A3	OE 1648138
			SAG177	Crankshaft sensor	B3	OE 6193226
			SPA151	Coolant temperature sensor	E3	OE 1626262
2.9 i XR 4x4	110	08/88 → 02/93	APS16	Intake pressure sensor	A3	OE 1648138
			SAG177	Crankshaft sensor	B3	OE 6193226
			SPA151	Coolant temperature sensor	E3	OE 1626262
	107	08/88 → 02/93	APS16	Intake pressure sensor	A3	OE 1648138
			SAG177	Crankshaft sensor	B3	OE 6193226
			SPA151	Coolant temperature sensor	E3	OE 1626262
SIERRA Turnier (BNC)						
1.8	66	10/84 → 12/86	SPA151	Coolant temperature sensor	E3	OE 1626262
	74	10/85 → 12/86	SPA151	Coolant temperature sensor	E3	OE 1626262
2.0	85	03/85 → 12/86	SPA151	Coolant temperature sensor	E3	OE 1626262
	66	08/82 → 10/84	SPA151	Coolant temperature sensor	E3	OE 1626262
SIERRA Turnier (BNG)						
1.6	53	01/88 → 02/93	SAG004	Crankshaft sensor	B3	OE 6502252
	55	01/87 → 02/93	SAG004	Crankshaft sensor	B3	OE 6502252
1.6 i	59	10/89 → 02/93	APS16	Intake pressure sensor	A3	OE 1648138
			SAG004	Crankshaft sensor	B3	OE 6502252
			SAG005	Crankshaft sensor	B3	OE 6164900
1.8	64	05/88 → 02/93	SPA151	Coolant temperature sensor	E3	OE 1626262
	59	10/87 → 05/88	SPA151	Coolant temperature sensor	E3	OE 1626262
	66	01/87 → 05/88	SPA151	Coolant temperature sensor	E3	OE 1626262
1.9	80	10/88 → 09/91	SPA151	Coolant temperature sensor	E3	OE 1626262
2.0	77	01/87 → 02/93	SPA151	Coolant temperature sensor	E3	OE 1626262
2.0 4x4	88	02/90 → 02/93	SAG177	Crankshaft sensor	B3	OE 6193226
			SPA151	Coolant temperature sensor	E3	OE 1626262
	92	05/89 → 02/93	SAG177	Crankshaft sensor	B3	OE 6193226
			SPA151	Coolant temperature sensor	E3	OE 1626262
2.0 i	85	01/87 → 02/93	SPA151	Coolant temperature sensor	E3	OE 1626262
	88	05/89 → 02/93	SAG177	Crankshaft sensor	B3	OE 6193226
			SPA151	Coolant temperature sensor	E3	OE 1626262
	74	01/87 → 02/93	SPA151	Coolant temperature sensor	E3	OE 1626262
	92	05/89 → 02/93	SAG177	Crankshaft sensor	B3	OE 6193226
SPA151			Coolant temperature sensor	E3	OE 1626262	
2.0 i Cat	74	01/87 → 02/93	SPA151	Coolant temperature sensor	E3	OE 1626262
2.8 4x4	110	01/87 → 08/88	SAG177	Crankshaft sensor	B3	OE 6193226
2.8 i	105	01/87 → 02/93	SPA151	Coolant temperature sensor	E3	OE 1626262
	107	01/87 → 02/93	SPA151	Coolant temperature sensor	E3	OE 1626262
2.8 i 4x4	107	01/87 → 02/93	SPA151	Coolant temperature sensor	E3	OE 1626262
2.9	107	08/88 → 02/93	APS16	Intake pressure sensor	A3	OE 1648138
			SAG177	Crankshaft sensor	B3	OE 6193226
			SPA151	Coolant temperature sensor	E3	OE 1626262
2.9 4x4	107	08/88 → 02/93	APS16	Intake pressure sensor	A3	OE 1648138
			SAG177	Crankshaft sensor	B3	OE 6193226
			SPA151	Coolant temperature sensor	E3	OE 1626262
	110	08/88 → 02/93	APS16	Intake pressure sensor	A3	OE 1648138
			SAG177	Crankshaft sensor	B3	OE 6193226
			SPA151	Coolant temperature sensor	E3	OE 1626262
2.9 i	110	08/88 → 02/93	APS16	Intake pressure sensor	A3	OE 1648138
			SAG177	Crankshaft sensor	B3	OE 6193226

	kW			DESCRIPTION	TYPE	
FORD						
SIERRA Turnier (BNG)						
2.9 i	110	08/88 → 02/93	SPA151	Coolant temperature sensor	E3	OE 1626262
S-MAX (WA6)						
1.8 TDCi	92	05/06 → 12/14	ATS22	Air temperature sensor	A1	OE 1251249
			APS78	Intake pressure sensor	A3	OE 1352477
			SAD041	Knock sensor	B1	OE 1357496
			SAC074	Camshaft sensor	B2	OE 1132377
			SAG001	Crankshaft sensor	B3	OE 1131913
			MWSS045	ABS sensor	D1	OE 1223620; Position: front axle left and right
			MWSS046	ABS sensor	D1	OE 1223622; Position: rear axle left and right
			SPA158	Coolant temperature sensor	E3	OE 1079267
			SAA115	Oil pressure switches	F1	OE 1116647
2.0 TDCi	103	05/06 → 12/14	ATS22	Air temperature sensor	A1	OE 1251249
			APS124	Intake pressure sensor	A3	OE 1439044
			SAC096	Camshaft sensor	B2	OE 1229954
			SAG169	Crankshaft sensor	B3	OE 1231925
			SPS006	Exhaust gas pressure sensor	C2	OE 1315684
			MWSS045	ABS sensor	D1	OE 1223620; Position: front axle left and right
			MWSS046	ABS sensor	D1	OE 1223622; Position: rear axle left and right
			SPA172	Coolant temperature sensor	E3	OE 1204700
			SAA118	Oil pressure switches	F1	OE 1145966
	120	03/10 → 12/14	APS123	Intake pressure sensor	A3	OE 1683949
			SAC096	Camshaft sensor	B2	OE 1229954
			SAG169	Crankshaft sensor	B3	OE 1231925
			MWSS045	ABS sensor	D1	OE 1223620; Position: front axle left and right
			MWSS046	ABS sensor	D1	OE 1223622; Position: rear axle left and right
			SPA172	Coolant temperature sensor	E3	OE 1204700
STREET KA (RL2)						
1.6	70	05/03 → 07/05	ATS24	Air temperature sensor	A1	OE 1117860
			SVF008	Throttle position sensors	A2	OE 1053946
			APS13	Intake pressure sensor	A3	OE 1141598
			SAC004	Camshaft sensor	B2	OE 1111037
			SAG008	Crankshaft sensor	B3	OE 1110834
			SAG175	Crankshaft sensor	B3	OE 1231609
			SPA153	Coolant temperature sensor	E3	OE 1089854
			SAA113	Oil pressure switches	F1	OE 1053881
TOURNEO CONNECT						
1.8 TDCi	66	06/02 → 12/13	APS15	Intake pressure sensor	A3	OE 1041954
			SAD040	Knock sensor	B1	OE 1132002
			SAD041	Knock sensor	B1	OE 1357496
			SAC074	Camshaft sensor	B2	OE 1132377
			SAG001	Crankshaft sensor	B3	OE 1131913
			SAG179	Crankshaft sensor	B3	OE 1068171
			SPS010	Exhaust gas pressure sensor	C2	OE 1545549
	10/12 → 12/13	MWSS046	ABS sensor	D1	OE 1223622; Position: rear axle left and right	
	06/02 → 12/13	SPA158	Coolant temperature sensor	E3	OE 1079267	
		SAA115	Oil pressure switches	F1	OE 1116647	
APS138		Fuel pressure sensor	F2	OE 1445928*		

	KW			DESCRIPTION	TYPE	
FORD						
TOURNEO CONNECT / GRAND TOURNEO CONNECT V408 Kombi						
1.5 TDCi	88	05/15 →	SAC124	Camshaft sensor	B2	OE 1866401
			MWSS046	ABS sensor	D1	OE 1223622; Position: rear axle left and right
			MWSS130	ABS sensor	D1	OE 1690865; Position: front axle left and right
			MWSS132	ABS sensor	D1	OE 13042888; Position: rear axle left and right
TOURNEO COURIER B460 Kombi						
1.0 EcoBoost	74	02/14 →	SPA179	Coolant temperature sensor	E3	OE 1109340
			APS126	Fuel pressure sensor	F2	OE 1729436
TOURNEO CUSTOM V362 Autobus (F3)						
2.0 EcoBlue	96	12/15 →	APS106	Intake pressure sensor	A3	OE 1682141
2.2 TDCi	74	04/12 →	ATS22	Air temperature sensor	A1	OE 1251249
			SAC083	Camshaft sensor	B2	OE 1219993
			SPA179	Coolant temperature sensor	E3	OE 1109340
	92	04/12 →	ATS22	Air temperature sensor	A1	OE 1251249
			SAC083	Camshaft sensor	B2	OE 1219993
			SPA179	Coolant temperature sensor	E3	OE 1109340
114	04/12 →	ATS22	Air temperature sensor	A1	OE 1251249	
		SAC083	Camshaft sensor	B2	OE 1219993	
TRANSIT Autobus (E_ _)						
2.0	66	09/91 → 09/94	SPA151	Coolant temperature sensor	E3	OE 1626262
2.0 i (EBL, EDL, EGL, ESS, EUS)	72	09/91 → 07/94	SPA151	Coolant temperature sensor	E3	OE 1626262
2.5 DI (EBL, ECL, EDS, EDL)	56	07/94 → 03/00	SAG101	Crankshaft sensor	B3	OE 6859704
	56	07/94 → 03/00	SPA151	Coolant temperature sensor	E3	OE 1626262
2.5 DI (EBL, EDL, EDS, ESL, ESS)	85	08/97 → 03/00	SAG101	Crankshaft sensor	B3	OE 6859704
2.5 DI (EBL, EDS, ESL, ESS, EUS)	51	08/94 → 03/00	SAG101	Crankshaft sensor	B3	OE 6859704
2.5 DI (EBS, EDS, EDL, ESS, EUS)	51	08/91 → 07/94	SAG101	Crankshaft sensor	B3	OE 6859704
2.5 DI (EBS, EDS, EGL, ESS, EUS)	59	09/91 → 07/94	SAG101	Crankshaft sensor	B3	OE 6859704
2.5 TD (EB_ ED_ ES_)	55	08/94 → 06/00	SPA151	Coolant temperature sensor	E3	OE 1626262
2.9 i	107	01/91 → 09/94	APS16	Intake pressure sensor	A3	OE 1648138
TRANSIT Autobus (FD_ , FB_ , FS_ , FZ_ , FC_)						
2.2 TDCi	63	04/06 → 08/14	APS20	Intake pressure sensor	A3	OE 1372511
			SAC083	Camshaft sensor	B2	OE 1219993
			SAG002	Crankshaft sensor	B3	OE 1143723
			SAG172	Crankshaft sensor	B3	OE 2S6T9E731AA
			SAG281	Crankshaft sensor	B3	OE 1717564
			SPS010	Exhaust gas pressure sensor	C2	OE 1545549
			MWSS091	ABS sensor	D1	OE 1371543; Position: front axle left and right
			MWSS092	ABS sensor	D1	OE 1371545; Position: left rear
			MWSS093	ABS sensor	D1	OE 1371544; Position: right rear
			SAA113	Oil pressure switches	F1	OE 1053881
2.2 TDCi	103	10/07 → 08/14	APS135	Fuel pressure sensor	F2	OE 1497163*
			ATS22	Air temperature sensor	A1	OE 1251249
			APS20	Intake pressure sensor	A3	OE 1372511
			SAC083	Camshaft sensor	B2	OE 1219993
			SAG281	Crankshaft sensor	B3	OE 1717564
			SPS010	Exhaust gas pressure sensor	C2	OE 1545549

			kW			DESCRIPTION	TYPE	
FORD								
TRANSIT Autobus (FD_ , FB_ , FS_ , FZ_ , FC_)								
2.2 TDCi	103	10/07 → 08/14	MWSS091	ABS sensor	D1	OE 1371543; Position: front axle left and right		
			MWSS092	ABS sensor	D1	OE 1371545; Position: left rear		
			MWSS093	ABS sensor	D1	OE 1371544; Position: right rear		
			SPA148	Coolant temperature sensor	E3	OE 1121670		
2.2 TDCi	85	10/08 → 08/14	APS20	Intake pressure sensor	A3	OE 1372511		
			SAC083	Camshaft sensor	B2	OE 1219993		
			SAG002	Crankshaft sensor	B3	OE 1143723		
			SAG281	Crankshaft sensor	B3	OE 1717564		
			SPS010	Exhaust gas pressure sensor	C2	OE 1545549		
			MWSS091	ABS sensor	D1	OE 1371543; Position: front axle left and right		
			MWSS092	ABS sensor	D1	OE 1371545; Position: left rear		
			MWSS093	ABS sensor	D1	OE 1371544; Position: right rear		
			APS135	Fuel pressure sensor	F2	OE 1497163*		
TRANSIT Autobus (T_)								
1.6 (TBL, TES)	46	12/85 → 01/89	APS16	Intake pressure sensor	A3	OE 1648138		
2.0 (TBS, TCL, TCS, TEL, TES)	57	11/85 → 09/92	APS16	Intake pressure sensor	A3	OE 1648138		
	57	11/85 → 09/92	SPA151	Coolant temperature sensor	E3	OE 1626262		
2.0 Cat (TBS, TCL, TCS)	57	12/85 → 09/92	APS16	Intake pressure sensor	A3	OE 1648138		
			SPA151	Coolant temperature sensor	E3	OE 1626262		
2.0 L	56	10/85 → 03/91	APS16	Intake pressure sensor	A3	OE 1648138		
2.5 D (TBS, TCL, TCS, TEL, TES)	50	12/85 → 01/89	SPA131	Coolant temperature sensor	E3	OE 1957002		
2.5 D (TBS, TEL, TES)	52	09/88 → 09/92	SPA131	Coolant temperature sensor	E3	OE 1957002		
TRANSIT Autobus (V_)								
2.0 (VAS, VIL, VLS, VUL, VZS)	57	11/77 → 10/86	SPA151	Coolant temperature sensor	E3	OE 1626262		
TRANSIT CONNECT (P65_ , P70_ , P80_)								
1.8 Di	55	06/02 → 12/13	APS15	Intake pressure sensor	A3	OE 1041954		
			SAD040	Knock sensor	B1	OE 1132002		
			SAD041	Knock sensor	B1	OE 1357496		
			SAC074	Camshaft sensor	B2	OE 1132377		
			SAG006	Crankshaft sensor	B3	OE 6602998		
			SAG179	Crankshaft sensor	B3	OE 1068171		
		SPS010	Exhaust gas pressure sensor	C2	OE 1545549			
		10/12 → 12/13	MWSS046	ABS sensor	D1	OE 1223622; Position: rear axle left and right		
		06/02 → 12/13	SPA158	Coolant temperature sensor	E3	OE 1079267		
			SAA115	Oil pressure switches	F1	OE 1116647		
APS138	Fuel pressure sensor		F2	OE 1445928*				
1.8 TDCi	66	06/02 → 12/13	APS15	Intake pressure sensor	A3	OE 1041954		
			SAD040	Knock sensor	B1	OE 1132002		
			SAD041	Knock sensor	B1	OE 1357496		
			SAC074	Camshaft sensor	B2	OE 1132377		
			SAG001	Crankshaft sensor	B3	OE 1131913		
			SAG179	Crankshaft sensor	B3	OE 1068171		
		SPS010	Exhaust gas pressure sensor	C2	OE 1545549			
		10/12 → 12/13	MWSS046	ABS sensor	D1	OE 1223622; Position: rear axle left and right		
		06/02 → 12/13	SPA109	Coolant temperature sensor	E3	OE 1100619		
			SPA158	Coolant temperature sensor	E3	OE 1079267		
			SAA115	Oil pressure switches	F1	OE 1116647		
			APS138	Fuel pressure sensor	F2	OE 1445928*		
81	08/06 → 12/13	APS15	Intake pressure sensor	A3	OE 1041954			
		SAD040	Knock sensor	B1	OE 1132002			

	KW			DESCRIPTION	TYPE	
FORD						
TRANSIT CONNECT (P65_, P70_, P80_)						
1.8 TDCi	81	08/06 → 12/13	SAD041	Knock sensor	B1	OE 1357496
			SAC074	Camshaft sensor	B2	OE 1132377
			SAG179	Crankshaft sensor	B3	OE 1068171
			SPS010	Exhaust gas pressure sensor	C2	OE 1545549
	08/06 → 12/13	MWSS046	ABS sensor	D1	OE 1223622; Position: rear axle left and right	
		SPA158	Coolant temperature sensor	E3	OE 1079267	
		SAA115	Oil pressure switches	F1	OE 1116647	
			APS138	Fuel pressure sensor	F2	OE 1445928*
TRANSIT CONNECT V408 Furgonato						
1.0 EcoBoost	74	02/13 →	ATS20	Intake pressure sensor	A3	OE 1448387
			APS106	Intake pressure sensor	A3	OE 1682141
			MWSS046	ABS sensor	D1	OE 1223622; Position: rear axle left and right
			MWSS130	ABS sensor	D1	OE 1690865; Position: front axle left and right
			MWSS132	ABS sensor	D1	OE 13042888; Position: rear axle left and right
			SPA179	Coolant temperature sensor	E3	OE 1109340
			APS126	Fuel pressure sensor	F2	OE 1729436
1.5 TDCi	74	05/15 →	SAC124	Camshaft sensor	B2	OE 1866401
			MWSS046	ABS sensor	D1	OE 1223622; Position: rear axle left and right
			MWSS130	ABS sensor	D1	OE 1690865; Position: front axle left and right
			MWSS132	ABS sensor	D1	OE 13042888; Position: rear axle left and right
	88	05/15 →	SAC124	Camshaft sensor	B2	OE 1866401
			MWSS046	ABS sensor	D1	OE 1223622; Position: rear axle left and right
			MWSS130	ABS sensor	D1	OE 1690865; Position: front axle left and right
			MWSS132	ABS sensor	D1	OE 13042888; Position: rear axle left and right
1.6 TDCi	85	02/13 →	APS123	Intake pressure sensor	A3	OE 1683949
			SAC099	Camshaft sensor	B2	OE 1685774
			MWSS046	ABS sensor	D1	OE 1223622; Position: rear axle left and right
			MWSS130	ABS sensor	D1	OE 1690865; Position: front axle left and right
			MWSS132	ABS sensor	D1	OE 13042888; Position: rear axle left and right
			SPA172	Coolant temperature sensor	E3	OE 1204700
	70	02/13 →	APS123	Intake pressure sensor	A3	OE 1683949
			SAC099	Camshaft sensor	B2	OE 1685774
			MWSS046	ABS sensor	D1	OE 1223622; Position: rear axle left and right
			MWSS130	ABS sensor	D1	OE 1690865; Position: front axle left and right
			MWSS132	ABS sensor	D1	OE 13042888; Position: rear axle left and right
			SPA172	Coolant temperature sensor	E3	OE 1204700
55	02/13 →	APS123	Intake pressure sensor	A3	OE 1683949	
		MWSS046	ABS sensor	D1	OE 1223622; Position: rear axle left and right	

	kW			DESCRIPTION	TYPE	
FORD						
TRANSIT CONNECT V408 Furgonato						
1.6 TDCi	55	02/13 →	MWSS130	ABS sensor	D1	OE 1690865; Position: front axle left and right
			MWSS132	ABS sensor	D1	OE 13042888; Position: rear axle left and right
			SPA172	Coolant temperature sensor	E3	OE 1204700
TRANSIT COURIER B460 Furgonato						
1.5 TDCi	55	06/15 →	SAC124	Camshaft sensor	B2	OE 1866401
		02/14 →	SPA172	Coolant temperature sensor	E3	OE 1204700
TRANSIT CUSTOM V362 Autobus (F3)						
2.2 TDCi	74	04/12 →	SAC083	Camshaft sensor	B2	OE 1219993
			SPA179	Coolant temperature sensor	E3	OE 1109340
	92	04/12 →	SAC083	Camshaft sensor	B2	OE 1219993
			SPA179	Coolant temperature sensor	E3	OE 1109340
TRANSIT CUSTOM V362 Furgonato (FY, FZ)						
2.2 TDCi	74	04/12 →	SAC083	Camshaft sensor	B2	OE 1219993
			SPA179	Coolant temperature sensor	E3	OE 1109340
	92	04/12 →	SAC083	Camshaft sensor	B2	OE 1219993
			SPA179	Coolant temperature sensor	E3	OE 1109340
	114	04/12 →	SAC083	Camshaft sensor	B2	OE 1219993
			SPA179	Coolant temperature sensor	E3	OE 1109340
TRANSIT Furgonato (E_)						
2.0	66	09/91 → 06/94	SPA151	Coolant temperature sensor	E3	OE 1626262
2.0 i (EAL, EAS)	72	09/91 → 06/94	SPA151	Coolant temperature sensor	E3	OE 1626262
2.5 DI (EAL, EAS)	56	06/94 → 03/00	SAG101	Crankshaft sensor	B3	OE 6859704
			SPA151	Coolant temperature sensor	E3	OE 1626262
	51	05/91 → 06/94	SAG101	Crankshaft sensor	B3	OE 6859704
			SAG101	Crankshaft sensor	B3	OE 6859704
	63	10/92 → 06/94	SAG101	Crankshaft sensor	B3	OE 6859704
			SAG101	Crankshaft sensor	B3	OE 6859704
59	05/99 → 03/00	SAG101	Crankshaft sensor	B3	OE 6859704	
2.5 TD (EAL, EAS)	63	06/94 → 03/00	SPA151	Coolant temperature sensor	E3	OE 1626262
TRANSIT Furgonato (FA_)						
2.0 DI (FAE_ , FAF_ , FAG_)	55	08/00 → 05/06	APS10	Intake pressure sensor	A3	OE 1827054
			SAC003	Camshaft sensor	B2	OE 1037465
			SAC097	Camshaft sensor	B2	OE 4731642
			SAG006	Crankshaft sensor	B3	OE 6602998
			SAG007	Crankshaft sensor	B3	OE 7009578
			SAG172	Crankshaft sensor	B3	OE 256T9E731AA
			SAG173	Crankshaft sensor	B3	OE 1C1T7H103AA
			SPA104	Coolant temperature sensor	E3	OE 1207003
			SPA148	Coolant temperature sensor	E3	OE 1121670
	SAA113	Oil pressure switches	F1	OE 1053881		
	74	08/00 → 05/06	APS10	Intake pressure sensor	A3	OE 1827054
			SAC003	Camshaft sensor	B2	OE 1037465
			SAC097	Camshaft sensor	B2	OE 4731642
			SAG006	Crankshaft sensor	B3	OE 6602998
			SAG007	Crankshaft sensor	B3	OE 7009578
			SAG172	Crankshaft sensor	B3	OE 256T9E731AA
			SAG173	Crankshaft sensor	B3	OE 1C1T7H103AA
			SPA104	Coolant temperature sensor	E3	OE 1207003
SPA148			Coolant temperature sensor	E3	OE 1121670	
SAA113	Oil pressure switches	F1	OE 1053881			
63	08/00 → 05/06	APS10	Intake pressure sensor	A3	OE 1827054	
		SAC003	Camshaft sensor	B2	OE 1037465	
		SAG006	Crankshaft sensor	B3	OE 6602998	

	KW			DESCRIPTION	TYPE		
FORD							
TRANSIT Furgonato (FA_)							
2.0 DI (FAE_, FAF_, FAG_)	63	08/00 → 05/06	SAG007	Crankshaft sensor	B3	OE 7009578	
			SAG172	Crankshaft sensor	B3	OE 2S6T9E731AA	
			SAG173	Crankshaft sensor	B3	OE 1C1T7H103AA	
			SPA104	Coolant temperature sensor	E3	OE 1207003	
			SPA148	Coolant temperature sensor	E3	OE 1121670	
			SAA113	Oil pressure switches	F1	OE 1053881	
2.0 TDCi	92	08/02 → 05/06	APS10	Intake pressure sensor	A3	OE 1827054	
			SAD040	Knock sensor	B1	OE 1132002	
			SAC003	Camshaft sensor	B2	OE 1037465	
			SAC083	Camshaft sensor	B2	OE 1219993	
			SAG002	Crankshaft sensor	B3	OE 1143723	
			SAG007	Crankshaft sensor	B3	OE 7009578	
			SPA104	Coolant temperature sensor	E3	OE 1207003	
			SPA148	Coolant temperature sensor	E3	OE 1121670	
2.2 TDCi	74	10/11 → 08/14	ATS22	Air temperature sensor	A1	OE 1251249	
			SAC083	Camshaft sensor	B2	OE 1219993	
			SAG281	Crankshaft sensor	B3	OE 1717564	
			SPS010	Exhaust gas pressure sensor	C2	OE 1545549	
			SPA179	Coolant temperature sensor	E3	OE 1109340	
	92	10/11 → 08/14	ATS22	Air temperature sensor	A1	OE 1251249	
			SAC083	Camshaft sensor	B2	OE 1219993	
			SAG281	Crankshaft sensor	B3	OE 1717564	
			SPS010	Exhaust gas pressure sensor	C2	OE 1545549	
			SPA179	Coolant temperature sensor	E3	OE 1109340	
	81	04/06 → 08/14	APS20	Intake pressure sensor	A3	OE 1372511	
			SAC083	Camshaft sensor	B2	OE 1219993	
			SAG002	Crankshaft sensor	B3	OE 1143723	
			SAG172	Crankshaft sensor	B3	OE 2S6T9E731AA	
			SAG281	Crankshaft sensor	B3	OE 1717564	
			SPS010	Exhaust gas pressure sensor	C2	OE 1545549	
MWSS091			ABS sensor	D1	OE 1371543; Position: front axle left and right		
MWSS092			ABS sensor	D1	OE 1371545; Position: left rear		
MWSS093			ABS sensor	D1	OE 1371544; Position: right rear		
SAA113			Oil pressure switches	F1	OE 1053881		
96	04/06 → 08/14	APS20	Intake pressure sensor	A3	OE 1372511		
		SAC083	Camshaft sensor	B2	OE 1219993		
		SAG002	Crankshaft sensor	B3	OE 1143723		
		SAG172	Crankshaft sensor	B3	OE 2S6T9E731AA		
		SAG281	Crankshaft sensor	B3	OE 1717564		
		SPS010	Exhaust gas pressure sensor	C2	OE 1545549		
		MWSS091	ABS sensor	D1	OE 1371543; Position: front axle left and right		
		MWSS092	ABS sensor	D1	OE 1371545; Position: left rear		
		MWSS093	ABS sensor	D1	OE 1371544; Position: right rear		
		SAA113	Oil pressure switches	F1	OE 1053881		
		APS135	Fuel pressure sensor	F2	OE 1497163*		
		63	04/06 → 08/14	APS20	Intake pressure sensor	A3	OE 1372511
				SAC083	Camshaft sensor	B2	OE 1219993
				SAG002	Crankshaft sensor	B3	OE 1143723
				SAG172	Crankshaft sensor	B3	OE 2S6T9E731AA
SAG281	Crankshaft sensor			B3	OE 1717564		
SPS010	Exhaust gas pressure sensor			C2	OE 1545549		

	kW			DESCRIPTION	TYPE	
FORD						
TRANSIT Furgonato (FA_)						
2.2 TDCi	63	04/06 → 08/14	MWSS091	ABS sensor	D1	OE 1371543; Position: front axle left and right
			MWSS092	ABS sensor	D1	OE 1371545; Position: left rear
			MWSS093	ABS sensor	D1	OE 1371544; Position: right rear
			SAA113	Oil pressure switches	F1	OE 1053881
			APS135	Fuel pressure sensor	F2	OE 1497163*
	103	10/07 → 08/14	ATS22	Air temperature sensor	A1	OE 1251249
			APS20	Intake pressure sensor	A3	OE 1372511
			SAC083	Camshaft sensor	B2	OE 1219993
			SAG281	Crankshaft sensor	B3	OE 1717564
			SPS010	Exhaust gas pressure sensor	C2	OE 1545549
			MWSS091	ABS sensor	D1	OE 1371543; Position: front axle left and right
			MWSS092	ABS sensor	D1	OE 1371545; Position: left rear
			MWSS093	ABS sensor	D1	OE 1371544; Position: right rear
			SPA148	Coolant temperature sensor	E3	OE 1121670
			SAA113	Oil pressure switches	F1	OE 1053881
	85	10/08 → 08/14	APS20	Intake pressure sensor	A3	OE 1372511
			SAC083	Camshaft sensor	B2	OE 1219993
			SAG002	Crankshaft sensor	B3	OE 1143723
			SAG281	Crankshaft sensor	B3	OE 1717564
			SPS010	Exhaust gas pressure sensor	C2	OE 1545549
MWSS091			ABS sensor	D1	OE 1371543; Position: front axle left and right	
MWSS092			ABS sensor	D1	OE 1371545; Position: left rear	
MWSS093			ABS sensor	D1	OE 1371544; Position: right rear	
SAA113			Oil pressure switches	F1	OE 1053881	
APS135			Fuel pressure sensor	F2	OE 1497163*	
2.2 TDCi RWD	74	10/11 → 08/14	ATS22	Air temperature sensor	A1	OE 1251249
			SAC083	Camshaft sensor	B2	OE 1219993
			SAG281	Crankshaft sensor	B3	OE 1717564
			SPS010	Exhaust gas pressure sensor	C2	OE 1545549
			SPA179	Coolant temperature sensor	E3	OE 1109340
			APS10	Intake pressure sensor	A3	OE 1827054
2.4 DI (FAA_, FAB_, FAC_, FAD_)	66	01/00 → 05/06	SAC003	Camshaft sensor	B2	OE 1037465
			SAC097	Camshaft sensor	B2	OE 4731642
			SAG006	Crankshaft sensor	B3	OE 6602998
			SAG007	Crankshaft sensor	B3	OE 7009578
			SAG172	Crankshaft sensor	B3	OE 256T9E731AA
			SPA104	Coolant temperature sensor	E3	OE 1207003
			SAA113	Oil pressure switches	F1	OE 1053881
			SAA117	Oil pressure switches	F1	OE 1096320
			APS10	Intake pressure sensor	A3	OE 1827054
			SAC003	Camshaft sensor	B2	OE 1037465
2.4 DI RWD (FAA_, FAB_, FAC_, FAD_)	88	01/00 → 05/06	SAC097	Camshaft sensor	B2	OE 4731642
			SAG006	Crankshaft sensor	B3	OE 6602998
			SAG007	Crankshaft sensor	B3	OE 7009578
			SAG172	Crankshaft sensor	B3	OE 256T9E731AA
			SPA104	Coolant temperature sensor	E3	OE 1207003
			SAA113	Oil pressure switches	F1	OE 1053881
			SAA117	Oil pressure switches	F1	OE 1096320
			APS10	Intake pressure sensor	A3	OE 1827054
	55	01/00 → 05/06	SAC003	Camshaft sensor	B2	OE 1037465
			SAC097	Camshaft sensor	B2	OE 4731642
			SAG006	Crankshaft sensor	B3	OE 6602998

	KW			DESCRIPTION	TYPE	
FORD						
TRANSIT Furgonato (FA_ _)						
2.4 DI RWD (FAA_ , FAB_ , FAC_ , FAD_)	55	01/00 → 05/06	SAG007	Crankshaft sensor	B3	OE 7009578
			SAG172	Crankshaft sensor	B3	OE 256T9E731AA
			SPA104	Coolant temperature sensor	E3	OE 1207003
			SAA113	Oil pressure switches	F1	OE 1053881
			SAA117	Oil pressure switches	F1	OE 1096320
2.4 TDCi	101	03/04 → 05/06	APS10	Intake pressure sensor	A3	OE 1827054
			SAD036	Knock sensor	B1	OE 1119941
			SAC003	Camshaft sensor	B2	OE 1037465
			SAC083	Camshaft sensor	B2	OE 1219993
			SAG002	Crankshaft sensor	B3	OE 1143723
			SAG006	Crankshaft sensor	B3	OE 6602998
			SAG007	Crankshaft sensor	B3	OE 7009578
			SPA104	Coolant temperature sensor	E3	OE 1207003
			SAA113	Oil pressure switches	F1	OE 1053881
			SAA117	Oil pressure switches	F1	OE 1096320
			2.4 TDCi RWD	85	04/06 → 08/14	APS20
SAC083	Camshaft sensor	B2				OE 1219993
SAG002	Crankshaft sensor	B3				OE 1143723
SAG172	Crankshaft sensor	B3				OE 256T9E731AA
SPS010	Exhaust gas pressure sensor	C2				OE 1545549
MWSS091	ABS sensor	D1				OE 1371543; Position: front axle left and right
MWSS092	ABS sensor	D1				OE 1371545; Position: left rear
MWSS093	ABS sensor	D1				OE 1371544; Position: right rear
SAA113	Oil pressure switches	F1				OE 1053881
APS135	Fuel pressure sensor	F2		OE 1497163*		
103	04/06 → 08/14	APS20		Intake pressure sensor	A3	OE 1372511
		SAC083		Camshaft sensor	B2	OE 1219993
		SAG002		Crankshaft sensor	B3	OE 1143723
		SAG172		Crankshaft sensor	B3	OE 256T9E731AA
		SPS010		Exhaust gas pressure sensor	C2	OE 1545549
		MWSS091		ABS sensor	D1	OE 1371543; Position: front axle left and right
		MWSS092		ABS sensor	D1	OE 1371545; Position: left rear
		MWSS093		ABS sensor	D1	OE 1371544; Position: right rear
		SAA113		Oil pressure switches	F1	OE 1053881
		APS135	Fuel pressure sensor	F2	OE 1497163*	
2.4 TDCi RWD	74	04/06 → 08/14	APS20	Intake pressure sensor	A3	OE 1372511
			SAC083	Camshaft sensor	B2	OE 1219993
			SAG002	Crankshaft sensor	B3	OE 1143723
			SAG006	Crankshaft sensor	B3	OE 6602998
			SAG172	Crankshaft sensor	B3	OE 256T9E731AA
			SPS010	Exhaust gas pressure sensor	C2	OE 1545549
			MWSS091	ABS sensor	D1	OE 1371543; Position: front axle left and right
			MWSS092	ABS sensor	D1	OE 1371545; Position: left rear
			MWSS093	ABS sensor	D1	OE 1371544; Position: right rear
			SPA179	Coolant temperature sensor	E3	OE 1109340
			SAA113	Oil pressure switches	F1	OE 1053881
			APS135	Fuel pressure sensor	F2	OE 1497163*
			2.4 TDE	92	07/01 → 05/06	APS10
SAC003	Camshaft sensor	B2				OE 1037465
SAG006	Crankshaft sensor	B3				OE 6602998
SAG007	Crankshaft sensor	B3				OE 7009578
SPA104	Coolant temperature sensor	E3				OE 1207003

	KW			DESCRIPTION	TYPE			
FORD								
TRANSIT Furgonato (FA_)								
2.4 TDE	92	07/01 → 05/06	SAA113	Oil pressure switches	F1	OE 1053881		
			SAA117	Oil pressure switches	F1	OE 1096320		
	85	03/04 → 05/06	APS10	Intake pressure sensor	A3	OE 1827054		
			SAC003	Camshaft sensor	B2	OE 1037465		
			SAC083	Camshaft sensor	B2	OE 1219993		
			SAG006	Crankshaft sensor	B3	OE 6602998		
			SAG007	Crankshaft sensor	B3	OE 7009578		
			SPA104	Coolant temperature sensor	E3	OE 1207003		
			SAA113	Oil pressure switches	F1	OE 1053881		
SAA117	Oil pressure switches	F1	OE 1096320					
TRANSIT Furgonato (T_)								
1.6 (TAS)	46	09/85 → 09/92	APS16	Intake pressure sensor	A3	OE 1648138		
2.0	56	10/85 → 03/91	APS16	Intake pressure sensor	A3	OE 1648138		
2.0 (TAL, TAS, TGL, TWS)	57	09/85 → 09/92	APS16	Intake pressure sensor	A3	OE 1648138		
			SPA151	Coolant temperature sensor	E3	OE 1626262		
2.5 D (TAL, TAS, TGL, TWS)	52	10/88 → 09/91	SPA131	Coolant temperature sensor	E3	OE 1957002		
	50	01/86 → 09/91	SPA131	Coolant temperature sensor	E3	OE 1957002		
TRANSIT Pianale piatto/Telaio (E_)								
2.0 (EME/L/S, ENE/L/S)	72	09/91 → 08/94	SPA151	Coolant temperature sensor	E3	OE 1626262		
2.5 DI (EME/L/S, ENE/L/S)	56	08/94 → 03/00	SAG101	Crankshaft sensor	B3	OE 6859704		
	59	09/91 → 08/94	SAG101	Crankshaft sensor	B3	OE 6859704		
2.5 DI (EML, ENE/L)	85	05/99 → 03/00	SAG101	Crankshaft sensor	B3	OE 6859704		
2.5 DI (EML/S, ENL/S)	51	08/94 → 03/00	SAG101	Crankshaft sensor	B3	OE 6859704		
		09/91 → 08/94	SAG101	Crankshaft sensor	B3	OE 6859704		
2.5 TD (EME/L/S, ENE/L/S)	55	10/98 → 07/00	APS14	Intake pressure sensor	A3	OE 1023008		
			SPA141	Coolant temperature sensor	E3	OE 3936774		
			SAA108	Oil pressure switches	F1	OE 1509962		
TRANSIT Pianale piatto/Telaio (FM_ , FN_)								
2.0 DI (F_E_ , F_F_)	55	08/00 → 05/06	APS10	Intake pressure sensor	A3	OE 1827054		
			SAC003	Camshaft sensor	B2	OE 1037465		
			SAC097	Camshaft sensor	B2	OE 4731642		
			SAG006	Crankshaft sensor	B3	OE 6602998		
			SAG007	Crankshaft sensor	B3	OE 7009578		
			SAG172	Crankshaft sensor	B3	OE 256T9E731AA		
			SAG173	Crankshaft sensor	B3	OE 1C1T7H103AA		
			SPA104	Coolant temperature sensor	E3	OE 1207003		
			SPA148	Coolant temperature sensor	E3	OE 1121670		
			SAA113	Oil pressure switches	F1	OE 1053881		
			74	08/00 → 05/06	APS10	Intake pressure sensor	A3	OE 1827054
					SAC003	Camshaft sensor	B2	OE 1037465
	SAC097	Camshaft sensor			B2	OE 4731642		
	SAG006	Crankshaft sensor			B3	OE 6602998		
	SAG007	Crankshaft sensor			B3	OE 7009578		
	SAG172	Crankshaft sensor			B3	OE 256T9E731AA		
	SAG173	Crankshaft sensor			B3	OE 1C1T7H103AA		
	SPA104	Coolant temperature sensor			E3	OE 1207003		
	SPA148	Coolant temperature sensor			E3	OE 1121670		
	SAA113	Oil pressure switches			F1	OE 1053881		
	63	08/00 → 05/06			APS10	Intake pressure sensor	A3	OE 1827054
					SAC003	Camshaft sensor	B2	OE 1037465
			SAG006	Crankshaft sensor	B3	OE 6602998		
			SAG007	Crankshaft sensor	B3	OE 7009578		
			SAG172	Crankshaft sensor	B3	OE 256T9E731AA		
			SPA104	Coolant temperature sensor	E3	OE 1207003		
	SPA148	Coolant temperature sensor	E3	OE 1121670				

	KW			DESCRIPTION	TYPE		
FORD							
TRANSIT Pianale piatto/Telaio (FM_, FN_)							
2.0 DI (F_E_, F_F_)	63	08/00 → 05/06	SAA113	Oil pressure switches	F1	OE 1053881	
2.0 TDCi (F_E_, F_F_)	92	08/02 → 05/06	APS10	Intake pressure sensor	A3	OE 1827054	
			SAD040	Knock sensor	B1	OE 1132002	
			SAC003	Camshaft sensor	B2	OE 1037465	
			SAC083	Camshaft sensor	B2	OE 1219993	
			SAG002	Crankshaft sensor	B3	OE 1143723	
			SAG007	Crankshaft sensor	B3	OE 7009578	
			SPA104	Coolant temperature sensor	E3	OE 1207003	
			SPA148	Coolant temperature sensor	E3	OE 1121670	
2.2 TDCi	74	10/11 → 08/14	SAA113	Oil pressure switches	F1	OE 1053881	
			ATS22	Air temperature sensor	A1	OE 1251249	
			SAC083	Camshaft sensor	B2	OE 1219993	
			SAG281	Crankshaft sensor	B3	OE 1717564	
			SPS010	Exhaust gas pressure sensor	C2	OE 1545549	
	92	10/11 → 08/14	SPA179	Coolant temperature sensor	E3	OE 1109340	
			ATS22	Air temperature sensor	A1	OE 1251249	
			SAC083	Camshaft sensor	B2	OE 1219993	
			SAG281	Crankshaft sensor	B3	OE 1717564	
	81	04/06 → 08/14	SPS010	Exhaust gas pressure sensor	C2	OE 1545549	
			APS20	Intake pressure sensor	A3	OE 1372511	
			SAC083	Camshaft sensor	B2	OE 1219993	
			SAG002	Crankshaft sensor	B3	OE 1143723	
			SAG172	Crankshaft sensor	B3	OE 256T9E731AA	
			SAG281	Crankshaft sensor	B3	OE 1717564	
			MWSS091	ABS sensor	D1	OE 1371543; Position: front axle left and right	
MWSS092			ABS sensor	D1	OE 1371545; Position: left rear		
MWSS093			ABS sensor	D1	OE 1371544; Position: right rear		
SAA113			Oil pressure switches	F1	OE 1053881		
APS135			Fuel pressure sensor	F2	OE 1497163*		
63	04/06 → 08/14	SPS010	Exhaust gas pressure sensor	C2	OE 1545549		
		APS20	Intake pressure sensor	A3	OE 1372511		
		SAC083	Camshaft sensor	B2	OE 1219993		
		SAG002	Crankshaft sensor	B3	OE 1143723		
		SAG172	Crankshaft sensor	B3	OE 256T9E731AA		
		SAG281	Crankshaft sensor	B3	OE 1717564		
		MWSS091	ABS sensor	D1	OE 1371543; Position: front axle left and right		
		MWSS092	ABS sensor	D1	OE 1371545; Position: left rear		
		MWSS093	ABS sensor	D1	OE 1371544; Position: right rear		
		SAA113	Oil pressure switches	F1	OE 1053881		
		APS135	Fuel pressure sensor	F2	OE 1497163*		
		96	04/06 → 08/14	SPS010	Exhaust gas pressure sensor	C2	OE 1545549
				APS20	Intake pressure sensor	A3	OE 1372511
				SAC083	Camshaft sensor	B2	OE 1219993
				SAG002	Crankshaft sensor	B3	OE 1143723
				SAG172	Crankshaft sensor	B3	OE 256T9E731AA
				SAG281	Crankshaft sensor	B3	OE 1717564
MWSS091	ABS sensor			D1	OE 1371543; Position: front axle left and right		
MWSS092	ABS sensor			D1	OE 1371545; Position: left rear		
MWSS093	ABS sensor			D1	OE 1371544; Position: right rear		
SAA113	Oil pressure switches			F1	OE 1053881		



kW



PARTS & SERVICES

DESCRIPTION

TYPE


FORD
TRANSIT Pianale piatto/Telaio (FM_, FN_)

2.2 TDCi	96	04/06 → 08/14	APS135	Fuel pressure sensor	F2	OE 1497163*			
	103	10/07 → 09/11	ATS22	Air temperature sensor	A1	OE 1251249			
			APS20	Intake pressure sensor	A3	OE 1372511			
			SAC083	Camshaft sensor	B2	OE 1219993			
			SAG281	Crankshaft sensor	B3	OE 1717564			
			SPS010	Exhaust gas pressure sensor	C2	OE 1545549			
			MWSS091	ABS sensor	D1	OE 1371543; Position: front axle left and right			
			MWSS092	ABS sensor	D1	OE 1371545; Position: left rear			
			MWSS093	ABS sensor	D1	OE 1371544; Position: right rear			
			SPA148	Coolant temperature sensor	E3	OE 1121670			
			APS135	Fuel pressure sensor	F2	OE 1497163*			
	85	10/08 → 08/14	APS20	Intake pressure sensor	A3	OE 1372511			
			SAC083	Camshaft sensor	B2	OE 1219993			
			SAG002	Crankshaft sensor	B3	OE 1143723			
			SAG281	Crankshaft sensor	B3	OE 1717564			
			SPS010	Exhaust gas pressure sensor	C2	OE 1545549			
			MWSS091	ABS sensor	D1	OE 1371543; Position: front axle left and right			
			MWSS092	ABS sensor	D1	OE 1371545; Position: left rear			
			MWSS093	ABS sensor	D1	OE 1371544; Position: right rear			
			APS135	Fuel pressure sensor	F2	OE 1497163*			
2.2 TDCi RWD			74	10/11 → 08/14	ATS22	Air temperature sensor	A1	OE 1251249	
	APS20	Intake pressure sensor			A3	OE 1372511			
	SAC083	Camshaft sensor			B2	OE 1219993			
	SAG281	Crankshaft sensor			B3	OE 1717564			
	SPS010	Exhaust gas pressure sensor			C2	OE 1545549			
	SPA179	Coolant temperature sensor			E3	OE 1109340			
	92	10/11 → 08/14	ATS22	Air temperature sensor	A1	OE 1251249			
			SAC083	Camshaft sensor	B2	OE 1219993			
			SAG281	Crankshaft sensor	B3	OE 1717564			
			SPS010	Exhaust gas pressure sensor	C2	OE 1545549			
			SPA179	Coolant temperature sensor	E3	OE 1109340			
			2.4 DI (F.A., F.B., F.C., F.D.)	66	01/00 → 05/06	APS10	Intake pressure sensor	A3	OE 1827054
						SAC003	Camshaft sensor	B2	OE 1037465
						SAC097	Camshaft sensor	B2	OE 4731642
SAG006	Crankshaft sensor	B3				OE 6602998			
SAG007	Crankshaft sensor	B3				OE 7009578			
SAG172	Crankshaft sensor	B3				OE 256T9E731AA			
SPA104	Coolant temperature sensor	E3				OE 1207003			
SAA113	Oil pressure switches	F1				OE 1053881			
SAA117	Oil pressure switches	F1				OE 1096320			
2.4 DI (F.A., F.B., F.C., F.D.)	88	01/00 → 05/06				APS10	Intake pressure sensor	A3	OE 1827054
			SAC003	Camshaft sensor	B2	OE 1037465			
			SAC097	Camshaft sensor	B2	OE 4731642			
			SAG006	Crankshaft sensor	B3	OE 6602998			
			SAG007	Crankshaft sensor	B3	OE 7009578			
			SAG172	Crankshaft sensor	B3	OE 256T9E731AA			
			SPA104	Coolant temperature sensor	E3	OE 1207003			
			SAA113	Oil pressure switches	F1	OE 1053881			
			SAA117	Oil pressure switches	F1	OE 1096320			
	55	01/00 → 05/06	APS10	Intake pressure sensor	A3	OE 1827054			
			SAC003	Camshaft sensor	B2	OE 1037465			
			SAC097	Camshaft sensor	B2	OE 4731642			
			SAG006	Crankshaft sensor	B3	OE 6602998			

	KW			DESCRIPTION	TYPE			
FORD								
TRANSIT Pianale piatto/Telaio (FM_, FN_)								
2.4 DI (F_A_, F_B_, F_C_, F_D_)	55	01/00 → 05/06	SAG007	Crankshaft sensor	B3	OE 7009578		
			SAG172	Crankshaft sensor	B3	OE 256T9E731AA		
			SPA104	Coolant temperature sensor	E3	OE 1207003		
			SAA113	Oil pressure switches	F1	OE 1053881		
			SAA117	Oil pressure switches	F1	OE 1096320		
2.4 TDCi	101	03/04 → 05/06	APS10	Intake pressure sensor	A3	OE 1827054		
			SAD036	Knock sensor	B1	OE 1119941		
			SAC003	Camshaft sensor	B2	OE 1037465		
			SAC083	Camshaft sensor	B2	OE 1219993		
			SAG002	Crankshaft sensor	B3	OE 1143723		
			SAG006	Crankshaft sensor	B3	OE 6602998		
			SAG007	Crankshaft sensor	B3	OE 7009578		
			SPA104	Coolant temperature sensor	E3	OE 1207003		
			SAA113	Oil pressure switches	F1	OE 1053881		
			SAA117	Oil pressure switches	F1	OE 1096320		
			2.4 TDCi RWD	74	04/06 → 08/14	APS20	Intake pressure sensor	A3
SAC083	Camshaft sensor	B2				OE 1219993		
SAG002	Crankshaft sensor	B3				OE 1143723		
SAG006	Crankshaft sensor	B3				OE 6602998		
SAG172	Crankshaft sensor	B3				OE 256T9E731AA		
SPS010	Exhaust gas pressure sensor	C2				OE 1545549		
MWSS091	ABS sensor	D1				OE 1371543; Position: front axle left and right		
MWSS092	ABS sensor	D1				OE 1371545; Position: left rear		
MWSS093	ABS sensor	D1				OE 1371544; Position: right rear		
SPA179	Coolant temperature sensor	E3				OE 1109340		
SAA113	Oil pressure switches	F1				OE 1053881		
APS135	Fuel pressure sensor	F2		OE 1497163*				
85	04/06 → 08/14	APS20		Intake pressure sensor	A3	OE 1372511		
		SAC083		Camshaft sensor	B2	OE 1219993		
		SAG002		Crankshaft sensor	B3	OE 1143723		
		SAG172		Crankshaft sensor	B3	OE 256T9E731AA		
		SPS010		Exhaust gas pressure sensor	C2	OE 1545549		
		MWSS091		ABS sensor	D1	OE 1371543; Position: front axle left and right		
		MWSS092		ABS sensor	D1	OE 1371545; Position: left rear		
		MWSS093		ABS sensor	D1	OE 1371544; Position: right rear		
		SAA113		Oil pressure switches	F1	OE 1053881		
		APS135		Fuel pressure sensor	F2	OE 1497163*		
		103		04/06 → 08/14	APS20	Intake pressure sensor	A3	OE 1372511
					SAC083	Camshaft sensor	B2	OE 1219993
					SAG002	Crankshaft sensor	B3	OE 1143723
					SAG172	Crankshaft sensor	B3	OE 256T9E731AA
			SPS010		Exhaust gas pressure sensor	C2	OE 1545549	
MWSS091	ABS sensor		D1		OE 1371543; Position: front axle left and right			
MWSS092	ABS sensor		D1		OE 1371545; Position: left rear			
MWSS093	ABS sensor		D1		OE 1371544; Position: right rear			
SAA113	Oil pressure switches		F1		OE 1053881			
APS135	Fuel pressure sensor		F2		OE 1497163*			
2.4 TDE	92	07/01 → 05/06	APS10	Intake pressure sensor	A3	OE 1827054		
			SAC003	Camshaft sensor	B2	OE 1037465		
			SAG006	Crankshaft sensor	B3	OE 6602998		
			SAG007	Crankshaft sensor	B3	OE 7009578		
			SPA104	Coolant temperature sensor	E3	OE 1207003		

	kW			DESCRIPTION	TYPE	
FORD						
TRANSIT Pianale piatto/Telaio (FM_ , FN_)						
2.4 TDE	92	07/01 → 05/06	SAA113	Oil pressure switches	F1	OE 1053881
			SAA117	Oil pressure switches	F1	OE 1096320
TRANSIT Pianale piatto/Telaio (T_)						
2.0 (TTE, TTL, TTS)	57	01/86 → 09/92	APS16	Intake pressure sensor	A3	OE 1648138
			SPA151	Coolant temperature sensor	E3	OE 1626262
2.0 Cat (TUL)	57	11/85 → 09/92	APS16	Intake pressure sensor	A3	OE 1648138
			SPA151	Coolant temperature sensor	E3	OE 1626262
2.5 DI (TTE, TTL, TTS, TUL)	52	09/88 → 09/92	SPA131	Coolant temperature sensor	E3	OE 1957002
TRANSIT Pianale piatto/Telaio (V_)						
2.0 (VGL, VSL, VTL, VCS, VDS)	57	11/77 → 10/86	SPA151	Coolant temperature sensor	E3	OE 1626262
TRANSIT TOURNEO						
2.4 D	55	08/94 → 06/00	SPA151	Coolant temperature sensor	E3	OE 1626262
2.5 DI	56	11/94 → 12/00	SPA151	Coolant temperature sensor	E3	OE 1626262
TRANSIT V363 Furgonato (FCD, FDD)						
2.2 TDCi	92	08/13 →	APS106	Intake pressure sensor	A3	OE 1682141
			SPA179	Coolant temperature sensor	E3	OE 1109340
	74	08/13 →	APS106	Intake pressure sensor	A3	OE 1682141
			SPA179	Coolant temperature sensor	E3	OE 1109340
2.2 TDCi RWD	92	08/13 →	APS106	Intake pressure sensor	A3	OE 1682141
			SPA179	Coolant temperature sensor	E3	OE 1109340
TRANSIT V363 Pianale piatto/Telaio (FED, FFD)						
2.2 TDCi	74	08/13 →	APS106	Intake pressure sensor	A3	OE 1682141
			SPA179	Coolant temperature sensor	E3	OE 1109340
	92	08/13 →	APS106	Intake pressure sensor	A3	OE 1682141
			SPA179	Coolant temperature sensor	E3	OE 1109340
114	08/13 →	APS106	Intake pressure sensor	A3	OE 1682141	
		SPA179	Coolant temperature sensor	E3	OE 1109340	
2.2 TDCi RWD	92	08/13 →	APS106	Intake pressure sensor	A3	OE 1682141
			SPA179	Coolant temperature sensor	E3	OE 1109340
HONDA						
ACCORD VI (CK, CG, CH, CF8)						
1.8 i (CG8)	100	10/98 → 12/02	APS73	Intake pressure sensor	A3	OE 37830P05A01
			SAA109	Oil pressure switches	F1	OE 37240PD2003
2.0 i (CG9)	108	10/98 → 01/01	APS73	Intake pressure sensor	A3	OE 37830P05A01
			SAA109	Oil pressure switches	F1	OE 37240PD2003
ACCORD VI Hatchback (CH, CL)						
1.8 i (CH6)	100	12/99 → 12/02	APS73	Intake pressure sensor	A3	OE 37830P05A01
			SAA109	Oil pressure switches	F1	OE 37240PD2003
ACCORD VII (CL, CN)						
2.0 (CL7)	114	02/03 → 05/08	APS74	Intake pressure sensor	A3	OE 37830PGKA01
		07/06 → 05/08	SAC113	Camshaft sensor	B2	OE 37510-PNA-003
		02/03 → 12/05	SAG211	Crankshaft sensor	B3	OE 37500PNC006
		02/03 → 05/08	SPA157	Coolant temperature sensor	E3	OE 37870PLC004
SAA109	Oil pressure switches		F1	OE 37240PD2003		
2.2 i-CTDi (CN1)	103	01/04 → 05/08	ATS20	Intake pressure sensor	A3	OE 37830R3LBG000
			SAC094	Camshaft sensor	B2	OE 37501PLZD00
			SPA103	Coolant temperature sensor	E3	OE 37870-PLZ-D00
			APS134	Fuel pressure sensor	F2	
2.4 (CL9)	140	02/03 → 05/08	APS74	Intake pressure sensor	A3	OE 37830PGKA01
		07/06 → 05/08	SAC113	Camshaft sensor	B2	OE 37510-PNA-003
		02/03 → 05/08	SAG211	Crankshaft sensor	B3	OE 37500PNC006
			SPA157	Coolant temperature sensor	E3	OE 37870PLC004
SAA109	Oil pressure switches	F1	OE 37240PD2003			

	KW			DESCRIPTION	TYPE	
HONDA						
ACCORD VII Tourer (CM, CN)						
2.0 (CM1)	114	04/03 → 05/08	APS74	Intake pressure sensor	A3	OE 37830PGKA01
		07/06 → 05/08	SAC113	Camshaft sensor	B2	OE 37510-PNA-003
		04/03 → 12/05	SAG211	Crankshaft sensor	B3	OE 37500PNC006
		04/03 → 05/08	SPA157	Coolant temperature sensor	E3	OE 37870PLC004
			SAA109	Oil pressure switches	F1	OE 37240PD2003
2.2 i-CTDi (CN2)	103	01/04 → 05/08	ATS20	Intake pressure sensor	A3	OE 37830R3LBG000
			SAC094	Camshaft sensor	B2	OE 37501PLZD00
			SPA103	Coolant temperature sensor	E3	OE 37870-PLZ-D00
			APS134	Fuel pressure sensor	F2	
ACCORD VIII (CU)						
2.0 i (CU1)	115	06/08 → 06/15	SPA152	Coolant temperature sensor	E3	OE 37870RTA005
2.2 i-DTEC (CU3)	110	07/08 → 06/15	ATS20	Intake pressure sensor	A3	OE 37830R3LBG000
			SPA152	Coolant temperature sensor	E3	OE 37870RTA005
ACCORD VIII Station wagon (CW)						
2.2 i-DTEC (CW3)	110	07/08 →	ATS20	Intake pressure sensor	A3	OE 37830R3LBG000
			SPA152	Coolant temperature sensor	E3	OE 37870RTA005
CIVIC IX (FK)						
2.2 i-DTEC (FK3)	110	02/12 →	ATS20	Intake pressure sensor	A3	OE 37830R3LBG000
CIVIC VII Hatchback (EU, EP, EV)						
1.4 iS (EP1)	66	02/01 → 09/05	APS74	Intake pressure sensor	A3	OE 37830PGKA01
			SAC056	Camshaft sensor	B2	OE 37840PLC000
			SPA157	Coolant temperature sensor	E3	OE 37870PLC004
			SAA109	Oil pressure switches	F1	OE 37240PD2003
1.6 i	81	02/01 → 09/05	APS74	Intake pressure sensor	A3	OE 37830PGKA01
			SAC056	Camshaft sensor	B2	OE 37840PLC000
			SPA157	Coolant temperature sensor	E3	OE 37870PLC004
1.7 CTDi	74	01/02 → 09/05	SAA109	Oil pressure switches	F1	OE 37240PD2003
			SAC094	Camshaft sensor	B2	OE 37501PLZD00
			SAG174	Crankshaft sensor	B3	OE 37841PLZD00
			SPA103	Coolant temperature sensor	E3	OE 37870-PLZ-D00
2.0 Type-R	147	09/01 → 09/05	SAA109	Oil pressure switches	F1	OE 37240PD2003
			APS53	Fuel pressure sensor	F2	OE 37830PLZD00
			APS74	Intake pressure sensor	A3	OE 37830PGKA01
			SAC069	Camshaft sensor	B2	OE 37500PNA003
			SAC113	Camshaft sensor	B2	OE 37510-PNA-003
1.4 (FK1)	61	09/05 →	SPA157	Coolant temperature sensor	E3	OE 37870PLC004
			SAA109	Oil pressure switches	F1	OE 37240PD2003
			APS74	Intake pressure sensor	A3	OE 37830PGKA01
			SAC113	Camshaft sensor	B2	OE 37510-PNA-003
			SAG211	Crankshaft sensor	B3	OE 37500PNC006
1.4 (FK1, FN4)	73	10/08 →	SPA152	Coolant temperature sensor	E3	OE 37870RTA005
			SPA157	Coolant temperature sensor	E3	OE 37870PLC004
			SAG211	Crankshaft sensor	B3	OE 37500PNC006
1.8 (FN1, FK2)	103	09/05 →	SPA152	Coolant temperature sensor	E3	OE 37870RTA005
			SPA157	Coolant temperature sensor	E3	OE 37870PLC004
			SAG211	Crankshaft sensor	B3	OE 37500PNC006
2.2 CTDi (FK3)	103	09/05 →	ATS20	Intake pressure sensor	A3	OE 37830R3LBG000
			SAC094	Camshaft sensor	B2	OE 37501PLZD00
			SPA103	Coolant temperature sensor	E3	OE 37870-PLZ-D00
			SPA152	Coolant temperature sensor	E3	OE 37870RTA005
			APS134	Fuel pressure sensor	F2	

	kW			DESCRIPTION	TYPE	
HONDA						
CIVIC VIII Hatchback (FN, FK)						
Type R (FN2)	148	09/06 →	SAC069	Camshaft sensor	B2	OE 37500PNA003
			SAC113	Camshaft sensor	B2	OE 37510-PNA-003
			SPA152	Coolant temperature sensor	E3	OE 37870RTA005
			SPA157	Coolant temperature sensor	E3	OE 37870PLC004
CIVIC VIII Tre volumi (FD, FA)						
1.3 Hybrid (FA3, FD3)	70	01/06 →	APS74	Intake pressure sensor	A3	OE 37830PGKA01
			SAC069	Camshaft sensor	B2	OE 37500PNA003
		04/06 → 11/11	SAC113	Camshaft sensor	B2	OE 37510-PNA-003
			SPA152	Coolant temperature sensor	E3	OE 37870RTA005
01/06 →	SPA157	Coolant temperature sensor	E3	OE 37870PLC004		
	1.8 (FD1, FD7)	103	09/05 → 02/12	SPA152	Coolant temperature sensor	E3
SPA157				Coolant temperature sensor	E3	OE 37870PLC004
CR-V I (RD)						
2.0 16V 4WD (RD1, RD3)	108	01/99 → 02/02	APS73	Intake pressure sensor	A3	OE 37830P05A01
			SPA155	Coolant temperature sensor	E3	OE 37870PJ7003
			SAA109	Oil pressure switches	F1	OE 37240PD2003
CR-V II (RD_)						
2.0 (RD5)	110	09/01 → 03/07	APS74	Intake pressure sensor	A3	OE 37830PGKA01
			SAC069	Camshaft sensor	B2	OE 37500PNA003
			SAC113	Camshaft sensor	B2	OE 37510-PNA-003
			SPA157	Coolant temperature sensor	E3	OE 37870PLC004
			SAA109	Oil pressure switches	F1	OE 37240PD2003
2.2 CTDi (RD9)	103	02/05 → 09/06	ATS20	Intake pressure sensor	A3	OE 37830R3LBG000
			SAC094	Camshaft sensor	B2	OE 37501PLZD00
			SPA103	Coolant temperature sensor	E3	OE 37870-PLZ-D00
			APS134	Fuel pressure sensor	F2	
CR-V III (RE_)						
2.0 i-VTEC 4WD (RE5, RE2)	110	10/06 → 06/12	SAC069	Camshaft sensor	B2	OE 37500PNA003
			SAG211	Crankshaft sensor	B3	OE 37500PNC006
			SPA103	Coolant temperature sensor	E3	OE 37870-PLZ-D00
			SPA152	Coolant temperature sensor	E3	OE 37870RTA005
			SPA157	Coolant temperature sensor	E3	OE 37870PLC004
2.2 i-CTDi 4WD (RE6)	103	01/07 →	ATS20	Intake pressure sensor	A3	OE 37830R3LBG000
			SAC094	Camshaft sensor	B2	OE 37501PLZD00
			SPA103	Coolant temperature sensor	E3	OE 37870-PLZ-D00
			SPA152	Coolant temperature sensor	E3	OE 37870RTA005
			APS134	Fuel pressure sensor	F2	
2.2 i-DTEC 4WD (RE6)	110	01/07 →	ATS20	Intake pressure sensor	A3	OE 37830R3LBG000
CR-V IV (RM_)						
2.0 AWD (RE5, RM2)	114	10/12 →	SAG211	Crankshaft sensor	B3	OE 37500PNC006
2.0 iVtec (RE5, RM1)	114	10/12 →	SAG211	Crankshaft sensor	B3	OE 37500PNC006
2.2 i-DTEC AWD (RE6)	110	10/12 →	ATS20	Intake pressure sensor	A3	OE 37830R3LBG000
FR-V (BE)						
1.8 (BE1)	103	01/07 →	SAG211	Crankshaft sensor	B3	OE 37500PNC006
			SPA152	Coolant temperature sensor	E3	OE 37870RTA005
2.2 i CTDi (BE5)	103	07/05 →	ATS20	Intake pressure sensor	A3	OE 37830R3LBG000
			SAC094	Camshaft sensor	B2	OE 37501PLZD00
			SPA103	Coolant temperature sensor	E3	OE 37870-PLZ-D00
			APS134	Fuel pressure sensor	F2	
HR-V (GH)						
1.6 16V (GH1, GH3)	77	03/99 →	APS73	Intake pressure sensor	A3	OE 37830P05A01
			SPA155	Coolant temperature sensor	E3	OE 37870PJ7003
			SAA109	Oil pressure switches	F1	OE 37240PD2003
1.6 16V 4WD (GH2, GH4)	77	03/99 →	APS73	Intake pressure sensor	A3	OE 37830P05A01
			SPA155	Coolant temperature sensor	E3	OE 37870PJ7003

	KW			DESCRIPTION	TYPE	
HONDA						
HR-V (GH)						
1.6 16V 4WD (GH2, GH4)	77	03/99 →	SAA109	Oil pressure switches	F1	OE 37240PD2003
INSIGHT (ZE)						
1.3 Hybrid (ZE28, ZE2)	65	04/09 →	SPA152	Coolant temperature sensor	E3	OE 37870RTA005
JAZZ II (GD , GE3, GE2)						
1.2 i-DSI (GD5, GE2)	57	03/02 → 07/08	APS74	Intake pressure sensor	A3	OE 37830PGKA01
			SAD026	Knock sensor	B1	OE 30530PWEG01
			SAC113	Camshaft sensor	B2	OE 37510-PNA-003
			SAG211	Crankshaft sensor	B3	OE 37500PNC006
			SPA157	Coolant temperature sensor	E3	OE 37870PLC004
1.3 iDSI (GD1)	61	03/02 → 07/08	APS74	Intake pressure sensor	A3	OE 37830PGKA01
			SAD026	Knock sensor	B1	OE 30530PWEG01
			SAC069	Camshaft sensor	B2	OE 37500PNA003
			SAC113	Camshaft sensor	B2	OE 37510-PNA-003
			SAG211	Crankshaft sensor	B3	OE 37500PNC006
SPA157	Coolant temperature sensor	E3	OE 37870PLC004			
1.4 iDSI (GE3, GD1)	61	12/06 → 10/08	APS74	Intake pressure sensor	A3	OE 37830PGKA01
JAZZ III (GE , GG , GP , ZA)						
1.2	66	07/08 →	SAC113	Camshaft sensor	B2	OE 37510-PNA-003
			SAG211	Crankshaft sensor	B3	OE 37500PNC006
			SPA157	Coolant temperature sensor	E3	OE 37870PLC004
1.3 i	73	07/08 →	APS74	Intake pressure sensor	A3	OE 37830PGKA01
			SAD026	Knock sensor	B1	OE 30530PWEG01
			SPA157	Coolant temperature sensor	E3	OE 37870PLC004
LOGO (GA)						
1.3 (GA3)	48	03/99 → 03/02	APS73	Intake pressure sensor	A3	OE 37830P05A01
			SPA188	Coolant temperature sensor	E3	OE 37870P7A005
			SAA109	Oil pressure switches	F1	OE 37240PD2003
S2000 (AP)						
2.0 (AP1)	177	06/99 →	APS73	Intake pressure sensor	A3	OE 37830P05A01
			SPA155	Coolant temperature sensor	E3	OE 37870PJ7003
			SAA106	Oil pressure switches	F1	OE 37200611154
HYUNDAI						
ACCENT I (X-3)						
1.3	44	10/94 → 01/00	SAC045	Camshaft sensor	B2	OE 3935022040
			SAG105	Crankshaft sensor	B3	OE 3918022030
	55	10/94 → 01/00	SAC045	Camshaft sensor	B2	OE 3935022040
			SAG105	Crankshaft sensor	B3	OE 3918022030
1.3 i 12V	62	10/94 → 01/00	SAC045	Camshaft sensor	B2	OE 3935022040
			SAG105	Crankshaft sensor	B3	OE 3918022030
1.5	69	10/94 → 12/97	APS54	Fuel pressure sensor	F2	OE 3933026300
1.5 i 12V	65	10/94 → 01/00	SAC045	Camshaft sensor	B2	OE 3935022040
			SAG105	Crankshaft sensor	B3	OE 3918022030
			APS54	Fuel pressure sensor	F2	OE 3933026300
1.5 i 16V	73	12/95 → 01/00	SAC045	Camshaft sensor	B2	OE 3935022040
			SAG105	Crankshaft sensor	B3	OE 3918022030
			APS54	Fuel pressure sensor	F2	OE 3933026300
ACCENT II (LC)						
1.3	63	01/00 → 11/05	SVF016	Throttle position sensors	A2	OE 3517022600
			SAG135	Crankshaft sensor	B3	OE 3918022600
			SPA138	Coolant temperature sensor	E3	OE 3922038020
	62	08/02 → 11/05	SVF016	Throttle position sensors	A2	OE 3517022600
			SAG094	Crankshaft sensor	B3	OE 3918027000
			SAG135	Crankshaft sensor	B3	OE 3918022600
			SPA138	Coolant temperature sensor	E3	OE 3922038020

	kW			DESCRIPTION	TYPE	
HYUNDAI						
ACCENT II (LC)						
1.5	75	09/00 → 11/05	SAC045	Camshaft sensor	B2	OE 3935022040
1.5 CRDi	60	04/02 → 11/05	SPA138	Coolant temperature sensor	E3	OE 3922038020
			APS132	Fuel pressure sensor	F2	OE 3140027500*
ACCENT II Tre volumi (LC)						
1.3	55	01/00 → 11/05	SAG105	Crankshaft sensor	B3	OE 3918022030
ACCENT Tre volumi (X-3)						
1.3	44	10/94 → 01/00	SAC045	Camshaft sensor	B2	OE 3935022040
			SAG105	Crankshaft sensor	B3	OE 3918022030
	55	10/94 → 01/00	SAC045	Camshaft sensor	B2	OE 3935022040
			SAG105	Crankshaft sensor	B3	OE 3918022030
1.3 i 12V	62	10/94 → 01/00	SAC045	Camshaft sensor	B2	OE 3935022040
			SAG105	Crankshaft sensor	B3	OE 3918022030
1.5	63	10/94 → 07/99	APS54	Fuel pressure sensor	F2	OE 3933026300
1.5 i 12V	65	10/94 → 01/00	SAC045	Camshaft sensor	B2	OE 3935022040
			SAG105	Crankshaft sensor	B3	OE 3918022030
			APS54	Fuel pressure sensor	F2	OE 3933026300
1.5 i 16V	73	10/95 → 01/00	SAC045	Camshaft sensor	B2	OE 3935022040
			SAG105	Crankshaft sensor	B3	OE 3918022030
			APS54	Fuel pressure sensor	F2	OE 3933026300
ATOS (MX)						
1.0 i	40	02/98 → 12/00	APS81	Intake pressure sensor	A3	OE 3930022600
			SAC030	Camshaft sensor	B2	OE 3931038030
			SAG074	Crankshaft sensor	B3	OE 3931002600
			SPA190	Coolant temperature sensor	E3	OE 3922002500
	43	03/01 → 07/03	SVF011	Throttle position sensors	A2	OE 3517037100
			SAC030	Camshaft sensor	B2	OE 3931038030
1.1	46	08/03 → 12/08	APS81	Intake pressure sensor	A3	OE 3930022600
			SAC030	Camshaft sensor	B2	OE 3931038030
			SAA106	Oil pressure switches	F1	OE 3475045001
	43	08/03 → 12/08	APS81	Intake pressure sensor	A3	OE 3930022600
			SAC030	Camshaft sensor	B2	OE 3931038030
COUPE (GK)						
1.6 16V	77	03/02 → 08/09	SVF016	Throttle position sensors	A2	OE 3517022600
			SAD014	Knock sensor	B1	OE 3925002400
			SAG135	Crankshaft sensor	B3	OE 3918022600
			SAG182	Crankshaft sensor	B3	OE 964204A000
			SAG207	Crankshaft sensor	B3	OE 42620-39200
2.0	102	03/02 → 08/09	SVF016	Throttle position sensors	A2	OE 3517022600
			APS81	Intake pressure sensor	A3	OE 3930022600
			SAD014	Knock sensor	B1	OE 3925002400
			SAG182	Crankshaft sensor	B3	OE 964204A000
2.0 GLS	105	02/03 → 08/09	SPA138	Coolant temperature sensor	E3	OE 3922038020
			SVF016	Throttle position sensors	A2	OE 3517022600
			APS81	Intake pressure sensor	A3	OE 3930022600
			SAD014	Knock sensor	B1	OE 3925002400
2.7 V6	123	03/02 → 08/09	SAG182	Crankshaft sensor	B3	OE 964204A000
			SPA138	Coolant temperature sensor	E3	OE 3922038020
	121	01/01 → 08/09	SAG037	Crankshaft sensor	B3	OE 3918037150
			SAG037	Crankshaft sensor	B3	OE 3918037150
COUPE (RD)						
1.6 16V	85	03/98 → 04/02	SAD006	Knock sensor	B1	OE 0K01D18921
			SAC039	Camshaft sensor	B2	OE 3935023010
			SAG105	Crankshaft sensor	B3	OE 3918022030

	KW			DESCRIPTION	TYPE		
HYUNDAI							
COUPE (RD)							
1.6 i 16V	84	12/96 → 04/02	SAD006	Knock sensor	B1	OE 0K01D18921	
			SAC039	Camshaft sensor	B2	OE 3935023010	
			SAG105	Crankshaft sensor	B3	OE 3918022030	
2.0 16V	102	08/96 → 04/02	SAD006	Knock sensor	B1	OE 0K01D18921	
			SAC039	Camshaft sensor	B2	OE 3935023010	
			SAG105	Crankshaft sensor	B3	OE 3918022030	
	99	03/01 → 04/02	SAG105	Crankshaft sensor	B3	OE 3918022030	
GETZ (TB)							
1.1	46	09/02 → 09/05	SVF016	Throttle position sensors	A2	OE 3517022600	
			APS81	Intake pressure sensor	A3	OE 3930022600	
			SAC030	Camshaft sensor	B2	OE 3931038030	
			SAG074	Crankshaft sensor	B3	OE 3931002600	
			SAG112	Crankshaft sensor	B3	OE 3931002200	
			SAG182	Crankshaft sensor	B3	OE 964204A000	
	49	09/05 → 06/09	APS81	Intake pressure sensor	A3	OE 3930022600	
			SAC030	Camshaft sensor	B2	OE 3931038030	
			SAG112	Crankshaft sensor	B3	OE 3931002200	
			SAG182	Crankshaft sensor	B3	OE 964204A000	
1.3	63	09/03 → 09/05	SVF016	Throttle position sensors	A2	OE 3517022600	
			SAG094	Crankshaft sensor	B3	OE 3918027000	
			SAG135	Crankshaft sensor	B3	OE 3918022600	
			SAG182	Crankshaft sensor	B3	OE 964204A000	
			SPA138	Coolant temperature sensor	E3	OE 3922038020	
1.3 i	60	09/02 → 03/04	SVF016	Throttle position sensors	A2	OE 3517022600	
			APS81	Intake pressure sensor	A3	OE 3930022600	
			SAC030	Camshaft sensor	B2	OE 3931038030	
			SAG135	Crankshaft sensor	B3	OE 3918022600	
			SAG182	Crankshaft sensor	B3	OE 964204A000	
			SPA138	Coolant temperature sensor	E3	OE 3922038020	
1.4 i	71	08/05 → 12/10	APS81	Intake pressure sensor	A3	OE 3930022600	
			SAD014	Knock sensor	B1	OE 3925002400	
			SAG135	Crankshaft sensor	B3	OE 3918022600	
			SAG182	Crankshaft sensor	B3	OE 964204A000	
1.5 CRDi	60	03/03 → 09/05	APS81	Intake pressure sensor	A3	OE 3930022600	
			APS132	Fuel pressure sensor	F2	OE 3140027500*	
	65	08/05 → 06/09	APS101	Intake pressure sensor	A3	OE 393002G000	
			SAC058	Camshaft sensor	B2	OE 393002A000	
			SAG182	Crankshaft sensor	B3	OE 964204A000	
			SPA138	Coolant temperature sensor	E3	OE 3922038020	
				APS137	Fuel pressure sensor	F2	OE 31401-4A400
	H-1 / STAREX MPV / Space wagon (A1)						
2.5 TD 4WD	73	03/01 → 04/04	SAC018	Camshaft sensor	B2	OE 393504A000	
	74	11/01 → 04/04	SAC018	Camshaft sensor	B2	OE 393504A000	
H-1 Furgonato (A1)							
2.5 CRDi	103	08/03 → 12/07	APS101	Intake pressure sensor	A3	OE 393002G000	
			APS137	Fuel pressure sensor	F2	OE 31401-4A400	
H-1 Travel (TQ)							
2.5 CRDi	125	05/08 →	APS101	Intake pressure sensor	A3	OE 393002G000	
			SPS011	Exhaust gas pressure sensor	C2	OE 39210-2A800	
			SPA138	Coolant temperature sensor	E3	OE 3922038020	
			APS137	Fuel pressure sensor	F2	OE 31401-4A400	

	kW			DESCRIPTION	TYPE				
HYUNDAI									
i10 (BA, IA)									
1,0 LPG	49	02/14 →	APS80	Intake pressure sensor	A3	OE 3930003000			
1.2	64	12/13 →	APS80	Intake pressure sensor	A3	OE 3930003000			
			SAG182	Crankshaft sensor	B3	OE 964204A000			
			SAG193	Crankshaft sensor	B3	OE 39180-03000			
i10 (PA)									
1.1	51	04/11 → 12/13	APS80	Intake pressure sensor	A3	OE 3930003000			
			SAG182	Crankshaft sensor	B3	OE 964204A000			
			SAG262	Crankshaft sensor	B3	OE 3931002700			
			SPA190	Coolant temperature sensor	E3	OE 3922002500			
	49	01/08 → 12/13	APS80	Intake pressure sensor	A3	OE 3930003000			
			SAG182	Crankshaft sensor	B3	OE 964204A000			
			SAG262	Crankshaft sensor	B3	OE 3931002700			
			SPA190	Coolant temperature sensor	E3	OE 3922002500			
	48	12/07 → 12/13	APS80	Intake pressure sensor	A3	OE 3930003000			
			SAG262	Crankshaft sensor	B3	OE 3931002700			
	1.2	63	04/11 → 12/13	APS80	Intake pressure sensor	A3	OE 3930003000		
				SAC041	Camshaft sensor	B2	OE 393502B000		
SAG182				Crankshaft sensor	B3	OE 964204A000			
SAG193				Crankshaft sensor	B3	OE 39180-03000			
SPA138				Coolant temperature sensor	E3	OE 3922038020			
57		11/08 → 12/11	APS80	Intake pressure sensor	A3	OE 3930003000			
			SAC041	Camshaft sensor	B2	OE 393502B000			
			SAG182	Crankshaft sensor	B3	OE 964204A000			
			SAG193	Crankshaft sensor	B3	OE 39180-03000			
			SPA138	Coolant temperature sensor	E3	OE 3922038020			
i20 (GB, IB)									
1.2	55	11/14 →	APS80	Intake pressure sensor	A3	OE 3930003000			
			SAG193	Crankshaft sensor	B3	OE 39180-03000			
	62	11/14 →	APS80	Intake pressure sensor	A3	OE 3930003000			
			SAG193	Crankshaft sensor	B3	OE 39180-03000			
i20 (PB, PBT)									
1.1 CRDi	55	03/12 → 12/15	SAG182	Crankshaft sensor	B3	OE 964204A000			
1.2	57	09/08 → 12/12	SPS011	Exhaust gas pressure sensor	C2	OE 39210-2A800			
			APS80	Intake pressure sensor	A3	OE 3930003000			
			SAC041	Camshaft sensor	B2	OE 393502B000			
			SAG182	Crankshaft sensor	B3	OE 964204A000			
			SAG193	Crankshaft sensor	B3	OE 39180-03000			
			SAG207	Crankshaft sensor	B3	OE 42620-39200			
			SPA138	Coolant temperature sensor	E3	OE 3922038020			
			63	03/12 → 12/15	APS80	Intake pressure sensor	A3	OE 3930003000	
	SAC041	Camshaft sensor			B2	OE 393502B000			
	SAG182	Crankshaft sensor			B3	OE 964204A000			
	SAG193	Crankshaft sensor			B3	OE 39180-03000			
	SAG207	Crankshaft sensor			B3	OE 42620-39200			
	1.4	74			09/08 → 12/15	APS80	Intake pressure sensor	A3	OE 3930003000
						SAC041	Camshaft sensor	B2	OE 393502B000
						SAG182	Crankshaft sensor	B3	OE 964204A000
			SAG204	Crankshaft sensor		B3	OE 391802B000		
SAG207			Crankshaft sensor	B3		OE 42620-39200			
SPA138			Coolant temperature sensor	E3		OE 3922038020			
1.4 CRDi			55	09/08 → 12/12		APS101	Intake pressure sensor	A3	OE 393002G000
						SAC058	Camshaft sensor	B2	OE 393002A000
	SAG182	Crankshaft sensor			B3	OE 964204A000			
	SPS011	Exhaust gas pressure sensor			C2	OE 39210-2A800			
	SPA138	Coolant temperature sensor			E3	OE 3922038020			

	KW			DESCRIPTION	TYPE	
HYUNDAI						
i20 (PB, PBT)						
1.4 CRDi	55	09/08 → 12/12	APS137	Fuel pressure sensor	F2	OE 31401-4A400
i30 (FD)						
1.4	80	10/07 → 11/11	APS80	Intake pressure sensor	A3	OE 3930003000
			SAC041	Camshaft sensor	B2	OE 393502B000
			SAG204	Crankshaft sensor	B3	OE 391802B000
			SPA138	Coolant temperature sensor	E3	OE 3922038020
	77	10/07 → 11/11	APS80	Intake pressure sensor	A3	OE 3930003000
			SAC041	Camshaft sensor	B2	OE 393502B000
			SAG204	Crankshaft sensor	B3	OE 391802B000
			SPA138	Coolant temperature sensor	E3	OE 3922038020
1.6 CRDi	85	10/07 → 11/11	APS101	Intake pressure sensor	A3	OE 393002G000
			SAC058	Camshaft sensor	B2	OE 393002A000
			SAG182	Crankshaft sensor	B3	OE 964204A000
			SPA138	Coolant temperature sensor	E3	OE 3922038020
	66	10/07 → 11/11	APS101	Intake pressure sensor	A3	OE 393002G000
			SAC058	Camshaft sensor	B2	OE 393002A000
			SAG182	Crankshaft sensor	B3	OE 964204A000
			SPA138	Coolant temperature sensor	E3	OE 3922038020
APS137	Fuel pressure sensor	F2	OE 31401-4A400			
i30 (GD)						
1.4	73	12/11 → 12/15	APS80	Intake pressure sensor	A3	OE 3930003000
			MWSS182	ABS sensor	D1	OE 59910-A6350; Position: left rear
			MWSS183	ABS sensor	D1	OE 59930-A6350; Position: right rear
			MWSS184	ABS sensor	D1	OE 59910-A6450; Position: left rear
	74	12/14 → 12/16	MWSS185	ABS sensor	D1	OE 59930-A6450; Position: right rear
			MWSS182	ABS sensor	D1	OE 59910-A6350; Position: left rear
			MWSS183	ABS sensor	D1	OE 59930-A6350; Position: right rear
			MWSS184	ABS sensor	D1	OE 59910-A6450; Position: left rear
1.4 CRDi	66	12/11 → 12/16	MWSS185	ABS sensor	D1	OE 59930-A6450; Position: right rear
			APS101	Intake pressure sensor	A3	OE 393002G000
			APS103	Intake pressure sensor	A3	OE 393002A600
			SAC058	Camshaft sensor	B2	OE 393002A000
			SAG182	Crankshaft sensor	B3	OE 964204A000
			SPS011	Exhaust gas pressure sensor	C2	OE 39210-2A800
			MWSS182	ABS sensor	D1	OE 59910-A6350; Position: left rear
			MWSS183	ABS sensor	D1	OE 59930-A6350; Position: right rear
1.6 CRDi	81	12/11 → 12/16	MWSS184	ABS sensor	D1	OE 59910-A6450; Position: left rear
			MWSS185	ABS sensor	D1	OE 59930-A6450; Position: right rear
			APS137	Fuel pressure sensor	F2	OE 31401-4A400
			APS101	Intake pressure sensor	A3	OE 393002G000
			APS103	Intake pressure sensor	A3	OE 393002A600
			SAC058	Camshaft sensor	B2	OE 393002A000
			SAG182	Crankshaft sensor	B3	OE 964204A000
			SPS011	Exhaust gas pressure sensor	C2	OE 39210-2A800
1.6 GDI	99	12/11 → 12/16	MWSS182	ABS sensor	D1	OE 59910-A6350; Position: left rear
			MWSS183	ABS sensor	D1	OE 59930-A6350; Position: right rear
			MWSS184	ABS sensor	D1	OE 59910-A6450; Position: left rear
			SAG197	Crankshaft sensor	B3	OE 391802B030
			APS103	Intake pressure sensor	A3	OE 393002A600

	kW			DESCRIPTION	TYPE	
HYUNDAI						
i30 (GD)						
1.6 GDI	99	12/11 → 12/16	MWSS185	ABS sensor	D1	OE 59930-A6450; Position: right rear
i30 Coupé						
1.4	73	05/13 →	MWSS182	ABS sensor	D1	OE 59910-A6350; Position: left rear
			MWSS183	ABS sensor	D1	OE 59930-A6350; Position: right rear
			MWSS184	ABS sensor	D1	OE 59910-A6450; Position: left rear
			MWSS185	ABS sensor	D1	OE 59930-A6450; Position: right rear
	74	12/14 →	MWSS182	ABS sensor	D1	OE 59910-A6350; Position: left rear
			MWSS183	ABS sensor	D1	OE 59930-A6350; Position: right rear
			MWSS184	ABS sensor	D1	OE 59910-A6450; Position: left rear
			MWSS185	ABS sensor	D1	OE 59930-A6450; Position: right rear
1.6 CRDi	81	11/15 →	MWSS182	ABS sensor	D1	OE 59910-A6350; Position: left rear
			MWSS183	ABS sensor	D1	OE 59930-A6350; Position: right rear
			MWSS184	ABS sensor	D1	OE 59910-A6450; Position: left rear
			MWSS185	ABS sensor	D1	OE 59930-A6450; Position: right rear
			APS137	Fuel pressure sensor	F2	OE 31401-4A400
i30 Station wagon (FD)						
1.4	80	11/09 → 06/12	APS80	Intake pressure sensor	A3	OE 3930003000
			SAC041	Camshaft sensor	B2	OE 393502B000
			SAG204	Crankshaft sensor	B3	OE 391802B000
			SPA138	Coolant temperature sensor	E3	OE 3922038020
1.6	93	02/08 → 06/12	APS80	Intake pressure sensor	A3	OE 3930003000
			SAC041	Camshaft sensor	B2	OE 393502B000
			SAG204	Crankshaft sensor	B3	OE 391802B000
			SPA138	Coolant temperature sensor	E3	OE 3922038020
1.6 CRDi	85	02/08 → 06/12	APS101	Intake pressure sensor	A3	OE 393002G000
			SAC058	Camshaft sensor	B2	OE 393002A000
			SAG182	Crankshaft sensor	B3	OE 964204A000
			SPA138	Coolant temperature sensor	E3	OE 3922038020
			APS137	Fuel pressure sensor	F2	OE 31401-4A400
	66	02/08 → 06/12	APS101	Intake pressure sensor	A3	OE 393002G000
			SAC058	Camshaft sensor	B2	OE 393002A000
			SAG182	Crankshaft sensor	B3	OE 964204A000
			SPA138	Coolant temperature sensor	E3	OE 3922038020
			APS137	Fuel pressure sensor	F2	OE 31401-4A400
i30 Station wagon (GD)						
1.4	73	06/12 → 12/15	APS80	Intake pressure sensor	A3	OE 3930003000
			SAG204	Crankshaft sensor	B3	OE 391802B000
			MWSS182	ABS sensor	D1	OE 59910-A6350; Position: left rear
			MWSS183	ABS sensor	D1	OE 59930-A6350; Position: right rear
			MWSS184	ABS sensor	D1	OE 59910-A6450; Position: left rear
			MWSS185	ABS sensor	D1	OE 59930-A6450; Position: right rear
1.6 CRDi	81	06/12 →	APS101	Intake pressure sensor	A3	OE 393002G000
			APS103	Intake pressure sensor	A3	OE 393002A600
			SAC058	Camshaft sensor	B2	OE 393002A000
			SAG182	Crankshaft sensor	B3	OE 964204A000
	06/12 → 04/14	06/12 →	SPS011	Exhaust gas pressure sensor	C2	OE 39210-2A800
			MWSS182	ABS sensor	D1	OE 59910-A6350; Position: left rear
			MWSS183	ABS sensor	D1	OE 59930-A6350; Position: right rear
			MWSS184	ABS sensor	D1	OE 59910-A6450; Position: left rear
			MWSS185	ABS sensor	D1	OE 59930-A6450; Position: right rear
			APS137	Fuel pressure sensor	F2	OE 31401-4A400
i40 (VF)						
1.7 CRDi	85	03/12 →	APS80	Intake pressure sensor	A3	OE 3930003000
			APS101	Intake pressure sensor	A3	OE 393002G000
			APS103	Intake pressure sensor	A3	OE 393002A600

	KW			DESCRIPTION	TYPE	
HYUNDAI						
i40 (VF)						
1.7 CRDi	85	03/12 →	SAC058	Camshaft sensor	B2	OE 393002A000
			SAG196	Crankshaft sensor	B3	OE 391802A900
		03/12 → 01/15	SPS011	Exhaust gas pressure sensor	C2	OE 39210-2A800
		03/12 →	APS137	Fuel pressure sensor	F2	OE 31401-4A400
	100	03/12 →	APS80	Intake pressure sensor	A3	OE 3930003000
			APS101	Intake pressure sensor	A3	OE 393002G000
			APS103	Intake pressure sensor	A3	OE 393002A600
			SAC058	Camshaft sensor	B2	OE 393002A000
		SAG196	Crankshaft sensor	B3	OE 391802A900	
		03/12 → 01/15	SPS011	Exhaust gas pressure sensor	C2	OE 39210-2A800
	03/12 →	APS137	Fuel pressure sensor	F2	OE 31401-4A400	
i40 CW (VF)						
1.6 GDI	99	07/11 →	APS80	Intake pressure sensor	A3	OE 3930003000
			APS103	Intake pressure sensor	A3	OE 393002A600
			SAG204	Crankshaft sensor	B3	OE 391802B000
			SPA138	Coolant temperature sensor	E3	OE 3922038020
1.7 CRDi	85	07/11 →	APS80	Intake pressure sensor	A3	OE 3930003000
			APS101	Intake pressure sensor	A3	OE 393002G000
			APS103	Intake pressure sensor	A3	OE 393002A600
			SAC058	Camshaft sensor	B2	OE 393002A000
			SAG196	Crankshaft sensor	B3	OE 391802A900
	07/11 → 01/15	SPS011	Exhaust gas pressure sensor	C2	OE 39210-2A800	
	100	07/11 →	SPA138	Coolant temperature sensor	E3	OE 3922038020
			APS137	Fuel pressure sensor	F2	OE 31401-4A400
		07/11 →	APS80	Intake pressure sensor	A3	OE 3930003000
			APS101	Intake pressure sensor	A3	OE 393002G000
APS103			Intake pressure sensor	A3	OE 393002A600	
07/11 → 01/15	SPS011	Exhaust gas pressure sensor	C2	OE 39210-2A800		
07/11 →	SPA138	Coolant temperature sensor	E3	OE 3922038020		
1.7 CRDi	104	01/15 →	APS137	Fuel pressure sensor	F2	OE 31401-4A400
ix20 (JC)						
1.4	66	11/10 →	APS80	Intake pressure sensor	A3	OE 3930003000
			SAC041	Camshaft sensor	B2	OE 393502B000
			SAG182	Crankshaft sensor	B3	OE 964204A000
			SAG204	Crankshaft sensor	B3	OE 391802B000
			SAG207	Crankshaft sensor	B3	OE 42620-39200
			SPA138	Coolant temperature sensor	E3	OE 3922038020
1.4 CRDi	66	11/10 →	APS101	Intake pressure sensor	A3	OE 393002G000
			SAC058	Camshaft sensor	B2	OE 393002A000
			SAG182	Crankshaft sensor	B3	OE 964204A000
			SPS011	Exhaust gas pressure sensor	C2	OE 39210-2A800
1.6	92	11/10 →	SPA138	Coolant temperature sensor	E3	OE 3922038020
			APS80	Intake pressure sensor	A3	OE 3930003000
			SAC041	Camshaft sensor	B2	OE 393502B000
			SAG182	Crankshaft sensor	B3	OE 964204A000
			SAG204	Crankshaft sensor	B3	OE 391802B000
1.6 CRDi	85	06/11 →	SAG207	Crankshaft sensor	B3	OE 42620-39200
			SPA138	Coolant temperature sensor	E3	OE 3922038020
			APS101	Intake pressure sensor	A3	OE 393002G000
			SAC058	Camshaft sensor	B2	OE 393002A000
			SAG182	Crankshaft sensor	B3	OE 964204A000
			SPS011	Exhaust gas pressure sensor	C2	OE 39210-2A800

	KW			DESCRIPTION	TYPE	
HYUNDAI						
ix20 (JC)						
1.6 CRDI	85	06/11 →	SPA138	Coolant temperature sensor	E3	OE 3922038020
			APS137	Fuel pressure sensor	F2	OE 31401-4A400
ix35 (LM, EL, ELH)						
1.6	99	11/10 →	APS80	Intake pressure sensor	A3	OE 3930003000
			SAG204	Crankshaft sensor	B3	OE 391802B000
			SPA138	Coolant temperature sensor	E3	OE 3922038020
1.7 CRDi	85	11/10 →	APS101	Intake pressure sensor	A3	OE 393002G000
			SAC058	Camshaft sensor	B2	OE 393002A000
			SAG196	Crankshaft sensor	B3	OE 391802A900
		11/10 → 04/14	SPS011	Exhaust gas pressure sensor	C2	OE 39210-2A800
		11/10 →	SPA138	Coolant temperature sensor	E3	OE 3922038020
			APS137	Fuel pressure sensor	F2	OE 31401-4A400
2.0	120	01/10 →	APS80	Intake pressure sensor	A3	OE 3930003000
			SAG240	Crankshaft sensor	B3	OE 3918025200
			SPA190	Coolant temperature sensor	E3	OE 3922002500
2.0 CRDi	100	01/10 →	APS101	Intake pressure sensor	A3	OE 393002G000
		01/10 → 06/14	SPS011	Exhaust gas pressure sensor	C2	OE 39210-2A800
		01/10 →	SPA138	Coolant temperature sensor	E3	OE 3922038020
2.0 CRDi 4WD	100	01/10 →	APS101	Intake pressure sensor	A3	OE 393002G000
		01/10 → 06/14	SPS011	Exhaust gas pressure sensor	C2	OE 39210-2A800
		01/10 →	SPA138	Coolant temperature sensor	E3	OE 3922038020
	135	01/10 →	APS101	Intake pressure sensor	A3	OE 393002G000
		01/10 → 06/14	SPS011	Exhaust gas pressure sensor	C2	OE 39210-2A800
		01/10 →	SPA138	Coolant temperature sensor	E3	OE 3922038020
LANTRA I (J-1)						
1.8 i.e. 16V	93	10/90 → 11/95	SAG105	Crankshaft sensor	B3	OE 3918022030
LANTRA II (J-2)						
1.5 12V	65	12/96 → 09/00	SAC045	Camshaft sensor	B2	OE 3935022040
			SAG105	Crankshaft sensor	B3	OE 3918022030
1.6 16V	84	11/95 → 09/00	SAC039	Camshaft sensor	B2	OE 3935023010
			SAG105	Crankshaft sensor	B3	OE 3918022030
1.6 i	66	11/95 → 09/00	SAD006	Knock sensor	B1	OE 0K01D18921
			SAC039	Camshaft sensor	B2	OE 3935023010
			SAG105	Crankshaft sensor	B3	OE 3918022030
1.8 16V	94	11/95 → 09/00	SAD006	Knock sensor	B1	OE 0K01D18921
			SAC039	Camshaft sensor	B2	OE 3935023010
			SAG105	Crankshaft sensor	B3	OE 3918022030
2.0 16V	102	08/96 → 09/00	SAD006	Knock sensor	B1	OE 0K01D18921
			SAC039	Camshaft sensor	B2	OE 3935023010
			SAG105	Crankshaft sensor	B3	OE 3918022030
LANTRA II Station wagon (J-2)						
1.5 12V	65	04/97 → 10/00	SAC045	Camshaft sensor	B2	OE 3935022040
			SAG105	Crankshaft sensor	B3	OE 3918022030
1.6 16V	84	02/96 → 10/00	SAC039	Camshaft sensor	B2	OE 3935023010
			SAG105	Crankshaft sensor	B3	OE 3918022030
1.6 i	66	02/96 → 10/00	SAD006	Knock sensor	B1	OE 0K01D18921
			SAC039	Camshaft sensor	B2	OE 3935023010
			SAG105	Crankshaft sensor	B3	OE 3918022030
1.8 16V	94	02/96 → 10/00	SAD006	Knock sensor	B1	OE 0K01D18921
			SAC039	Camshaft sensor	B2	OE 3935023010
			SAG105	Crankshaft sensor	B3	OE 3918022030
2.0 16V	102	11/95 → 10/00	SAD006	Knock sensor	B1	OE 0K01D18921
			SAC039	Camshaft sensor	B2	OE 3935023010
			SAG105	Crankshaft sensor	B3	OE 3918022030







	KW			DESCRIPTION	TYPE				
HYUNDAI									
MATRIX (FC)									
1.5 CRDi	60	10/01 → 08/10	SAC058	Camshaft sensor	B2	OE 393002A000			
			SPA138	Coolant temperature sensor	E3	OE 3922038020			
			APS132	Fuel pressure sensor	F2	OE 3140027500*			
	75	12/04 → 08/10	APS101	Intake pressure sensor	A3	OE 393002G000			
			SAC058	Camshaft sensor	B2	OE 393002A000			
			SAG182	Crankshaft sensor	B3	OE 964204A000			
1.5 CRDi VGT	81	08/05 → 08/10	APS137	Fuel pressure sensor	F2	OE 31401-4A400			
			APS101	Intake pressure sensor	A3	OE 393002G000			
			SAC058	Camshaft sensor	B2	OE 393002A000			
1.6	76	06/01 → 08/10	SAG182	Crankshaft sensor	B3	OE 964204A000			
			APS137	Fuel pressure sensor	F2	OE 31401-4A400			
			SVF016	Throttle position sensors	A2	OE 3517022600			
			APS81	Intake pressure sensor	A3	OE 3930022600			
			SAD014	Knock sensor	B1	OE 3925002400			
			SAG094	Crankshaft sensor	B3	OE 3918027000			
1.5 i	65	04/92 → 05/96	SAG135	Crankshaft sensor	B3	OE 3918022600			
			SPA138	Coolant temperature sensor	E3	OE 3922038020			
			S COUPE (SLC)						
			1.5 i Turbo	85	04/91 → 05/96	SAC045	Camshaft sensor	B2	OE 3935022040
			SANTA FÉ I (SM)						
			2.0 CRDi	83	08/01 → 03/06	APS81	Intake pressure sensor	A3	OE 3930022600
SAG094	Crankshaft sensor	B3				OE 3918027000			
SAG182	Crankshaft sensor	B3				OE 964204A000			
SPA138	Coolant temperature sensor	E3				OE 3922038020			
APS132	Fuel pressure sensor	F2				OE 3140027500*			
2.0 CRDi 4x4	83	04/01 → 03/06	APS81	Intake pressure sensor	A3	OE 3930022600			
			SAG094	Crankshaft sensor	B3	OE 3918027000			
			SAG182	Crankshaft sensor	B3	OE 964204A000			
	92	08/03 → 03/06	SPA138	Coolant temperature sensor	E3	OE 3922038020			
			APS132	Fuel pressure sensor	F2	OE 3140027500*			
			SAG094	Crankshaft sensor	B3	OE 3918027000			
2.4 16V	107	02/01 → 03/06	SAG182	Crankshaft sensor	B3	OE 964204A000			
2.7 V6 4x4	127	02/01 → 03/06	SPA138	Coolant temperature sensor	E3	OE 3922038020			
			SAG037	Crankshaft sensor	B3	OE 3918037150			
SANTA FÉ II (CM)									
2.2 CRDi 4x4	114	03/06 → 12/09	SAC030	Camshaft sensor	B2	OE 3931038030			
			SPA138	Coolant temperature sensor	E3	OE 3922038020			
			APS132	Fuel pressure sensor	F2	OE 3140027500*			
			APS101	Intake pressure sensor	A3	OE 393002G000			
2.2 CRDi GLS 4x4	110	03/06 → 12/09	SAC092	Camshaft sensor	B2	OE 3930027400			
			SPA138	Coolant temperature sensor	E3	OE 3922038020			
2.7	125	03/06 → 12/12	APS137	Fuel pressure sensor	F2	OE 31401-4A400			
2.7 4x4	125	03/06 → 12/12	SAG037	Crankshaft sensor	B3	OE 3918037150			
SANTA FÉ III (DM, DMA)									
2.2 CRDi	145	09/12 → 12/15	SAG037	Crankshaft sensor	B3	OE 3918037150			
2.2 CRDi 4WD	145	09/12 → 12/15	SPS011	Exhaust gas pressure sensor	C2	OE 39210-2A800			
			SPS011	Exhaust gas pressure sensor	C2	OE 39210-2A800			
	147	10/15 →	SPS011	Exhaust gas pressure sensor	C2	OE 39210-2A800			

	kW			DESCRIPTION	TYPE	
HYUNDAI						
SONICA IV (EF)						
2.5 V6 24V	118	06/98 → 10/01	SAG037	Crankshaft sensor	B3	OE 3918037150
2.7 V6	127	10/01 → 11/04	SAG037	Crankshaft sensor	B3	OE 3918037150
SONICA V (NF)						
2.0 CRDi	103	02/06 → 12/10	APS101	Intake pressure sensor	A3	OE 393002G000
			SAC092	Camshaft sensor	B2	OE 3930027400
			SAG182	Crankshaft sensor	B3	OE 964204A000
			SPA138	Coolant temperature sensor	E3	OE 3922038020
			APS137	Fuel pressure sensor	F2	OE 31401-4A400
TRAJET (FO)						
2.0 CRDi	83	04/01 → 07/08	SAC092	Camshaft sensor	B2	OE 3930027400
			SAG182	Crankshaft sensor	B3	OE 964204A000
			APS132	Fuel pressure sensor	F2	OE 3140027500*
2.7 V6	127	09/00 → 07/08	SAG037	Crankshaft sensor	B3	OE 3918037150
TUCSON (JM)						
2.0	104	08/04 →	SVF016	Throttle position sensors	A2	OE 3517022600
			SAD014	Knock sensor	B1	OE 3925002400
			SAG094	Crankshaft sensor	B3	OE 3918027000
			SAG182	Crankshaft sensor	B3	OE 964204A000
			SPA138	Coolant temperature sensor	E3	OE 3922038020
2.0 CRDi	83	08/04 → 03/10	APS101	Intake pressure sensor	A3	OE 393002G000
			SAC092	Camshaft sensor	B2	OE 3930027400
			SAG182	Crankshaft sensor	B3	OE 964204A000
			SPA138	Coolant temperature sensor	E3	OE 3922038020
			APS132	Fuel pressure sensor	F2	OE 3140027500*
			APS137	Fuel pressure sensor	F2	OE 31401-4A400
	103	01/06 → 03/10	APS101	Intake pressure sensor	A3	OE 393002G000
			SAC092	Camshaft sensor	B2	OE 3930027400
			SAG182	Crankshaft sensor	B3	OE 964204A000
			SPA138	Coolant temperature sensor	E3	OE 3922038020
			APS132	Fuel pressure sensor	F2	OE 3140027500*
2.0 CRDi Trazione integrale	83	08/04 → 03/10	APS101	Intake pressure sensor	A3	OE 393002G000
			SAC092	Camshaft sensor	B2	OE 3930027400
			SAG182	Crankshaft sensor	B3	OE 964204A000
			SPA138	Coolant temperature sensor	E3	OE 3922038020
			APS132	Fuel pressure sensor	F2	OE 3140027500*
			APS137	Fuel pressure sensor	F2	OE 31401-4A400
	103	01/06 → 03/10	APS101	Intake pressure sensor	A3	OE 393002G000
			SAC092	Camshaft sensor	B2	OE 3930027400
			SAG182	Crankshaft sensor	B3	OE 964204A000
			SPA138	Coolant temperature sensor	E3	OE 3922038020
			APS132	Fuel pressure sensor	F2	OE 3140027500*
2.7 Trazione integrale	129	08/04 → 11/10	SAG037	Crankshaft sensor	B3	OE 3918037150
TUCSON (TL, TLE)						
1.6 GDi	97	06/15 →	SAG197	Crankshaft sensor	B3	OE 391802B030
1.6 T-GDi	130	06/15 →	SAG197	Crankshaft sensor	B3	OE 391802B030
1.6 T-GDi Trazione integrale	130	06/15 →	SAG197	Crankshaft sensor	B3	OE 391802B030
XG (XG)						
250	120	12/98 → 12/05	SAG037	Crankshaft sensor	B3	OE 3918037150






	KW			DESCRIPTION	TYPE	
INFINITI						
J30						
3.0	157	01/92 → 12/97	SPA137	Coolant temperature sensor	E3	
Q45 I						
4.5	205	01/89 → 12/93	SPA137	Coolant temperature sensor	E3	OE 22630D5900; Dimension spanner: 19 mm - Number of poles: 2
INNOCENTI						
ELBA (146)						
1.4 i.e. (146EN, 146EQ)	49	09/94 → 12/96	SEN8M	Crankshaft sensor	B3	
1.5 i.e. (146C9)	55	08/92 → 09/94	SEN8D	Crankshaft sensor	B3	
1.6 i.e. (146EO, 146ER)	55	09/94 → 12/96	SEN8M	Crankshaft sensor	B3	
ISUZU						
TROOPER III						
3.0 DTI	117	05/98 → 08/04	APS45	Intake pressure sensor	A3	OE 8160174600
IVECO						
DAILY II Ribaltabile						
35-8 K (14930304, 14931104, 14931111, 14931115, 14931204, ...)	62	09/98 → 05/99	WTS05-1	Coolant temperature sensor	E3	
DAILY III Cassone / Furgonato / Promiscuo						
35 C 12 V, 35 S 12 V (AGKA43A2, AGKB43A2, AGKB46A2, ...)	85	09/02 → 07/07	APS50	Intake pressure sensor	A3	OE 500351377; With integrated air temperature sensor
35 C 12 V, 35 S 12 V (AGKA43A2, AGKB43A2, AGKB46A2, ...)	85	09/02 → 07/07	SAC038	Camshaft sensor	B2	OE 500371540
			SPA103	Coolant temperature sensor	E3	OE 500382599
			APS134	Fuel pressure sensor	F2	OE 504088732
35 S 10 (ANJA41A1, ANJA42A2, ANJA42AB, ANJA43A, ANJAV1A, ...)	70	09/02 → 07/07	APS50	Intake pressure sensor	A3	OE 500351377; With integrated air temperature sensor
			SAC038	Camshaft sensor	B2	OE 500371540
			SPA103	Coolant temperature sensor	E3	OE 500382599
			APS134	Fuel pressure sensor	F2	OE 504088732
35 S 11 V, 35 C 11 V	78	05/99 → 07/07	APS50	Intake pressure sensor	A3	OE 500351377; With integrated air temperature sensor
			SAG089	Crankshaft sensor	B3	OE 500343018
			APS132	Fuel pressure sensor	F2	OE 42569152
35 S 13 V, 35 C 13 V	92	05/99 → 07/07	APS64	Intake pressure sensor	A3	OE 5001848543
			APS50	Intake pressure sensor	A3	OE 500351377; With integrated air temperature sensor
			SAC092	Camshaft sensor	B2	OE 504048261
			SAG089	Crankshaft sensor	B3	OE 500343018
			SPA103	Coolant temperature sensor	E3	OE 500382599
			APS132	Fuel pressure sensor	F2	OE 42569152
			APS64	Intake pressure sensor	A3	OE 5001848543
35 S 9 V	66	11/01 → 04/06	APS50	Intake pressure sensor	A3	OE 500351377; With integrated air temperature sensor
			SAG089	Crankshaft sensor	B3	OE 500343018
			APS132	Fuel pressure sensor	F2	OE 42569152
40 C 13	92	05/99 → 04/06	APS64	Intake pressure sensor	A3	OE 5001848543
			APS50	Intake pressure sensor	A3	OE 500351377; With integrated air temperature sensor
			SAG089	Crankshaft sensor	B3	OE 500343018
			APS132	Fuel pressure sensor	F2	OE 42569152

	kW			DESCRIPTION	TYPE	
IVECO						
DAILY III Cassone / Furgonato / Promiscuo						
50 C 11	78	05/99 → 07/07	APS50	Intake pressure sensor	A3	OE 500351377; With integrated air temperature sensor
			SAG089	Crankshaft sensor	B3	OE 500343018
			APS132	Fuel pressure sensor	F2	OE 42569152
50 C 13	92	05/99 → 07/07	APS64	Intake pressure sensor	A3	OE 5001848543
			APS50	Intake pressure sensor	A3	OE 500351377; With integrated air temperature sensor
			SAC092	Camshaft sensor	B2	OE 504048261
			SAG089	Crankshaft sensor	B3	OE 500343018
			APS132	Fuel pressure sensor	F2	OE 42569152
DAILY III Pianale piatto/Telaio						
35 C 12 , 35 S 12 (AEKA14A1, AEKA14AA, AEKA64A1, ...)	85	09/02 → 04/06	APS50	Intake pressure sensor	A3	OE 500351377; With integrated air temperature sensor
			SAC038	Camshaft sensor	B2	OE 500371540
			SPA103	Coolant temperature sensor	E3	OE 500382599
			APS134	Fuel pressure sensor	F2	OE 504088732
35 C 9, 35 S 9	66	11/01 → 04/06	APS64	Intake pressure sensor	A3	OE 5001848543
			APS50	Intake pressure sensor	A3	OE 500351377; With integrated air temperature sensor
			SAG089	Crankshaft sensor	B3	OE 500343018
			APS132	Fuel pressure sensor	F2	OE 42569152
35 S 11,35 C 11 (A2FC13AA, A6FBU4AB, A2NB14A1, A2ND13A1, ...)	78	05/99 → 04/06	APS50	Intake pressure sensor	A3	OE 500351377; With integrated air temperature sensor
35 S 13,35 C 13	92	05/99 → 04/06	APS64	Intake pressure sensor	A3	OE 5001848543
			APS50	Intake pressure sensor	A3	OE 500351377; With integrated air temperature sensor
			SAG089	Crankshaft sensor	B3	OE 500343018
			SPA103	Coolant temperature sensor	E3	OE 500382599
			APS132	Fuel pressure sensor	F2	OE 42569152
40 C 13	92	05/99 → 04/06	APS64	Intake pressure sensor	A3	OE 5001848543
			APS50	Intake pressure sensor	A3	OE 500351377; With integrated air temperature sensor
			SAG089	Crankshaft sensor	B3	OE 500343018
			APS132	Fuel pressure sensor	F2	OE 42569152
50 C 11	78	05/99 → 04/06	APS50	Intake pressure sensor	A3	OE 500351377; With integrated air temperature sensor
			SAG089	Crankshaft sensor	B3	OE 500343018
			APS132	Fuel pressure sensor	F2	OE 42569152
50 C 13	92	05/99 → 04/06	APS64	Intake pressure sensor	A3	OE 5001848543
			APS50	Intake pressure sensor	A3	OE 500351377; With integrated air temperature sensor
			SAC092	Camshaft sensor	B2	OE 504048261
			SAG089	Crankshaft sensor	B3	OE 500343018
			APS132	Fuel pressure sensor	F2	OE 42569152
DAILY IV Cassone / Furgonato / Promiscuo						
35C12 V, 35C12 V/P, 35S12 V, 35S12 V/P	85	05/06 → 08/11	APS25	Intake pressure sensor	A3	OE 504245257
			SAC038	Camshaft sensor	B2	OE 500371540
			SAC054	Camshaft sensor	B2	OE 504052598
			SAG058	Crankshaft sensor	B3	OE 500374763
			SAG110	Crankshaft sensor	B3	OE 504129943
			SPA103	Coolant temperature sensor	E3	OE 500382599
			APS49	Fuel pressure sensor	F2	OE 2831362
			APS134	Fuel pressure sensor	F2	OE 504088732

	KW			DESCRIPTION	TYPE	
IVECO						
DAILY IV Cassone / Furgonato / Promiscuo						
35S14 C, 35S14 C/P, 35S14 V, 35S14 V/P, 35C14 V, ...)	100	05/06 → 08/11	APS25	Intake pressure sensor	A3	OE 504245257
			SAC038	Camshaft sensor	B2	OE 500371540
			SAC054	Camshaft sensor	B2	OE 504052598
			SAG058	Crankshaft sensor	B3	OE 500374763
			SAG110	Crankshaft sensor	B3	OE 504129943
			SPA103	Coolant temperature sensor	E3	OE 500382599
			APS49	Fuel pressure sensor	F2	OE 2831362
			APS134	Fuel pressure sensor	F2	OE 504088732
40C12 V, 40C14 V/P	85	05/06 → 08/11	APS25	Intake pressure sensor	A3	OE 504245257
			SAC038	Camshaft sensor	B2	OE 500371540
			SAC054	Camshaft sensor	B2	OE 504052598
			SAG058	Crankshaft sensor	B3	OE 500374763
			SAG110	Crankshaft sensor	B3	OE 504129943
			SPA103	Coolant temperature sensor	E3	OE 500382599
			APS49	Fuel pressure sensor	F2	OE 2831362
			APS134	Fuel pressure sensor	F2	OE 504088732
40C13 V, 40C13 V/P	93	07/07 → 08/11	APS25	Intake pressure sensor	A3	OE 504245257
			APS121	Intake pressure sensor	A3	OE 504307953
			SAC038	Camshaft sensor	B2	OE 500371540
			SAC054	Camshaft sensor	B2	OE 504052598
			SAG058	Crankshaft sensor	B3	OE 500374763
			SAG110	Crankshaft sensor	B3	OE 504129943
			SPA103	Coolant temperature sensor	E3	OE 500382599
			APS49	Fuel pressure sensor	F2	OE 2831362
APS134	Fuel pressure sensor	F2	OE 504088732			
DAILY IV Pianale piatto/Telaio						
35C12, 35S12	85	05/06 → 08/11	APS25	Intake pressure sensor	A3	OE 504245257
			SAC038	Camshaft sensor	B2	OE 500371540
			SAC054	Camshaft sensor	B2	OE 504052598
			SAG058	Crankshaft sensor	B3	OE 500374763
			SAG110	Crankshaft sensor	B3	OE 504129943
			SPA103	Coolant temperature sensor	E3	OE 500382599
			APS49	Fuel pressure sensor	F2	OE 2831362
			APS134	Fuel pressure sensor	F2	OE 504088732
35C14, 35S14, 35S14 /P	100	05/06 → 08/11	APS25	Intake pressure sensor	A3	OE 504245257
			SAC038	Camshaft sensor	B2	OE 500371540
			SAC054	Camshaft sensor	B2	OE 504052598
			SAG058	Crankshaft sensor	B3	OE 500374763
			SAG110	Crankshaft sensor	B3	OE 504129943
			SPA103	Coolant temperature sensor	E3	OE 500382599
			APS49	Fuel pressure sensor	F2	OE 2831362
			APS134	Fuel pressure sensor	F2	OE 504088732
40C12	85	05/06 → 08/11	APS25	Intake pressure sensor	A3	OE 504245257
			SAC038	Camshaft sensor	B2	OE 500371540
			SAC054	Camshaft sensor	B2	OE 504052598
			SAG058	Crankshaft sensor	B3	OE 500374763
			SAG110	Crankshaft sensor	B3	OE 504129943
			SPA103	Coolant temperature sensor	E3	OE 500382599
			APS49	Fuel pressure sensor	F2	OE 2831362
			APS134	Fuel pressure sensor	F2	OE 504088732
DAILY V Cassone / Furgonato / Promiscuo						
35C15 V, 40C15 V, 45C15 V, 50C15 V, 60C15 V, 65C15 V	107	09/11 → 02/14	APS63	Intake pressure sensor	A3	
		09/11 → 12/11	APS121	Intake pressure sensor	A3	OE 504307953
		09/11 → 02/14	SAC038	Camshaft sensor	B2	OE 500371540
			SAC054	Camshaft sensor	B2	OE 504052598

  	kW			DESCRIPTION	TYPE	
IVECO						
DAILY V Cassone / Furgonato / Promiscuo						
35C15 V, 40C15 V, 45C15 V, 50C15 V, 60C15 V, 65C15 V	107	09/11 → 02/14	SAC092	Camshaft sensor	B2	OE 504048261
			SAG058	Crankshaft sensor	B3	OE 500374763
			SAG110	Crankshaft sensor	B3	OE 504129943
			SPS013	Exhaust gas pressure sensor	C2	OE 5801356473
			SPA103	Coolant temperature sensor	E3	OE 500382599
DAILY V Ribaltabile						
35C13K, 35C13DKP	93	09/11 → 02/14	APS63	Intake pressure sensor	A3	
			SAC038	Camshaft sensor	B2	OE 500371540
			SAC054	Camshaft sensor	B2	OE 504052598
			SAC092	Camshaft sensor	B2	OE 504048261
			SAG058	Crankshaft sensor	B3	OE 500374763
			SAG110	Crankshaft sensor	B3	OE 504129943
			SPS013	Exhaust gas pressure sensor	C2	OE 5801356473
			SPA103	Coolant temperature sensor	E3	OE 500382599
EuroCargo I-III						
100 E 15 K	105	01/91 → 09/15	APR140-1	Oil pressure switches	F1	OE 099469897
100 E 15, 100 E 15 P	105	01/91 → 09/15	APR140-1	Oil pressure switches	F1	OE 099469897
100 E 18 K	130	01/91 → 09/15	APR140-1	Oil pressure switches	F1	OE 099469897
100 E 18 K tector	130	09/06 → 09/15	APS97	Intake pressure sensor	A3	OE 501073323
100 E 18, 100 E 18 P	130	01/91 → 09/15	APR140-1	Oil pressure switches	F1	OE 099469897
100 E 21, 100 E 21 P	152	01/91 → 09/15	APR140-1	Oil pressure switches	F1	OE 099469897
100 E 22 K tector	160	09/06 → 09/15	APS97	Intake pressure sensor	A3	OE 501073323
120 E 20 CNG, 120 E 20 P CNG	147	09/06 → 01/14	APS94	Intake pressure sensor	A3	OE 5801699032
		01/11 → 09/15	APS97	Intake pressure sensor	A3	OE 501073323
120 E 21 K tector	154	09/03 → 08/05	APS97	Intake pressure sensor	A3	OE 501073323
		09/00 → 09/15	APS134	Fuel pressure sensor	F2	OE 504088732
120 E 22 K tector	160	09/06 → 09/15	APS97	Intake pressure sensor	A3	OE 501073323
160 E 18 K tector	134	09/06 → 09/15	APS97	Intake pressure sensor	A3	OE 501073323
180 E 21 T	152	01/91 → 09/15	APR140-1	Oil pressure switches	F1	OE 099469897
60 E 16 tector, 60 E 16 P tector	118	05/09 → 09/15	APS97	Intake pressure sensor	A3	OE 501073323
65 E 14 K tector	103	05/10 → 09/15	APS97	Intake pressure sensor	A3	OE 501073323
65 E 16 K tector	118	05/10 → 09/15	APS97	Intake pressure sensor	A3	OE 501073323
75 E 13 K tector	95	09/03 → 08/05	APS97	Intake pressure sensor	A3	OE 501073323
		09/00 → 09/15	APS134	Fuel pressure sensor	F2	OE 504088732
75 E 15 K	105	01/91 → 09/15	APR140-1	Oil pressure switches	F1	OE 099469897
75 E 15, 75 E 15 P, 80 E 15	105	01/91 → 09/15	APR140-1	Oil pressure switches	F1	OE 099469897
80 E 15 K	105	01/91 → 09/15	APR140-1	Oil pressure switches	F1	OE 099469897
			APR140-1	Oil pressure switches	F1	OE 099469897
80 E 15, 80 E 15 P	105	01/91 → 09/15	APR140-1	Oil pressure switches	F1	OE 099469897
80 E 17, 80 E 17 D tector, 80 E 17 DP tector, 80 E 18 tector	125/ 130	09/00 → 09/15	APS134	Fuel pressure sensor	F2	OE 504088732
80 E 18 K	130	01/91 → 09/15	APR140-1	Oil pressure switches	F1	OE 099469897
			APR140-1	Oil pressure switches	F1	OE 099469897
80 E 18 tector, 80 E 18 P tector, 80 E 18 FP tector	130	09/06 → 09/15	APS97	Intake pressure sensor	A3	OE 501073323
80 E 18, 80 E 18 P, 18 E 80 FP	130	01/91 → 09/15	APR140-1	Oil pressure switches	F1	OE 099469897
			APR140-1	Oil pressure switches	F1	OE 099469897
80 E 21, 80 E 21 P, 21 E 80 FP	152	01/91 → 09/15	APR140-1	Oil pressure switches	F1	OE 099469897
			APR140-1	Oil pressure switches	F1	OE 099469897
80 EL 18 tector, 80 EL 18 P tector	130	09/06 → 09/15	APS97	Intake pressure sensor	A3	OE 501073323

	KW			DESCRIPTION	TYPE	
IVECO						
EuroCargo I-III						
90 E 17, 90 E 17D tector, 90 E 17 DP tector, 90 E 18 tector	125/ 130	09/03 → 09/05	APS97	Intake pressure sensor	A3	OE 501073323
		09/00 → 09/15	APS134	Fuel pressure sensor	F2	OE 504088732
Stralis						
450S33 T	243	04/12 →	SAG019	Crankshaft sensor	B3	OE 5010412449
			SPA103	Coolant temperature sensor	E3	OE 500382599
490S42 T	309	02/08 →	SPA103	Coolant temperature sensor	E3	OE 500382599
AD 190S27, AT 190S27	200	04/04 → 03/06	APS97	Intake pressure sensor	A3	OE 501073323
		04/04 →	SPA103	Coolant temperature sensor	E3	OE 500382599
AD 190S35	259	04/04 → 03/06	APS97	Intake pressure sensor	A3	OE 501073323
		04/04 →	SPA103	Coolant temperature sensor	E3	OE 500382599
AD 190S46, AT 190S46, AS 190S46	331/ 338	01/13 →	APS97	Intake pressure sensor	A3	OE 501073323
			SAG019	Crankshaft sensor	B3	OE 5010412449
			SPA103	Coolant temperature sensor	E3	OE 500382599
AD 190S48, AT 190S48, AS 190S48	353	01/13 →	APS97	Intake pressure sensor	A3	OE 501073323
			SAG019	Crankshaft sensor	B3	OE 5010412449
AD 260S40, AT 260S40	294	01/13 →	APS97	Intake pressure sensor	A3	OE 501073323
			SAG019	Crankshaft sensor	B3	OE 5010412449
AD 260S42, AT 260S42	309	01/13 →	APS97	Intake pressure sensor	A3	OE 501073323
			SAG019	Crankshaft sensor	B3	OE 5010412449
AD 260S42, AT 260S42, AS 260S42	310	05/07 → 12/12	APS97	Intake pressure sensor	A3	OE 501073323
		05/07 →	SAG019	Crankshaft sensor	B3	OE 5010412449
			SPA103	Coolant temperature sensor	E3	OE 500382599
AD 260S48, AT 260S48, AS 260S48	353	01/13 →	APS97	Intake pressure sensor	A3	OE 501073323
			SAG019	Crankshaft sensor	B3	OE 5010412449
AD 320S36	265	01/13 →	APS97	Intake pressure sensor	A3	OE 501073323
			SAG019	Crankshaft sensor	B3	OE 5010412449
			SPA103	Coolant temperature sensor	E3	OE 500382599
AD 440S35, AT 440S35, AD 440S36, AT 440S36	259/ 265	06/03 →	SAG019	Crankshaft sensor	B3	OE 5010412449
AD 440S42, AT 440S42, AS 440S42	309	01/13 →	APS97	Intake pressure sensor	A3	OE 501073323
			SAG019	Crankshaft sensor	B3	OE 5010412449
AD 440S46, AT 440S46, AS 440S46	338	01/13 →	APS97	Intake pressure sensor	A3	OE 501073323
			SAG019	Crankshaft sensor	B3	OE 5010412449
AD 440S48, AT 440S48, AS 440S48	353	01/13 →	APS97	Intake pressure sensor	A3	OE 501073323
			SAG019	Crankshaft sensor	B3	OE 5010412449
Trakker						
AD 190T44 W, AD 190T45 W, AT 190T44 W, AD 190T45 W	324/ 332	10/04 →	SAG019	Crankshaft sensor	B3	OE 5010412449
			SPA103	Coolant temperature sensor	E3	OE 500382599
AD 260T33, AT 260T33	243	01/13 →	APS97	Intake pressure sensor	A3	OE 501073323
			SAG019	Crankshaft sensor	B3	OE 5010412449
AD 260T36 W, AD 380T36 W, AT 260T36 W, AT 380T36 W	265	01/13 →	APS94	Intake pressure sensor	A3	OE 5801699032
		04/06 →	APS97	Intake pressure sensor	A3	OE 501073323
		10/04 →	SAG019	Crankshaft sensor	B3	OE 5010412449
			SPA103	Coolant temperature sensor	E3	OE 500382599
AD 340T36, AT 340T36	265	01/13 →	APS97	Intake pressure sensor	A3	OE 501073323
		03/06 →	SAG019	Crankshaft sensor	B3	OE 5010412449
AD 340T41, AT 340T41	302	03/06 →	SAG019	Crankshaft sensor	B3	OE 5010412449
			SPA103	Coolant temperature sensor	E3	OE 500382599
AD 380T44 W, AT 380T44 W	324	06/05 →	SAG019	Crankshaft sensor	B3	OE 5010412449
			SPA103	Coolant temperature sensor	E3	OE 500382599
AD 380T45 W, AT 380T45 W	331	01/13 →	APS97	Intake pressure sensor	A3	OE 501073323
			SAG019	Crankshaft sensor	B3	OE 5010412449

				DESCRIPTION	TYPE	
IVECO						
Trakker						
AD 400T36 T, AT 400T36 T	265	10/04 →	SAG019	Crankshaft sensor	B3	OE 5010412449
		01/13 →	APS97	Intake pressure sensor	A3	OE 501073323
			SAG019	Crankshaft sensor	B3	OE 5010412449
AD 400T41 T, AT 400T41 T	302	03/06 →	SAG019	Crankshaft sensor	B3	OE 5010412449
			SPA103	Coolant temperature sensor	E3	OE 500382599
AD 400T41 WT, AT 400T41 WT	302	03/06 →	SAG019	Crankshaft sensor	B3	OE 5010412449
			SPA103	Coolant temperature sensor	E3	OE 500382599
AD 400T45 T, AT 400T45 T	331	03/06 →	SAG019	Crankshaft sensor	B3	OE 5010412449
			SPA103	Coolant temperature sensor	E3	OE 500382599
AD 400T45 WT, AT 400T45 WT	332	03/06 →	SAG019	Crankshaft sensor	B3	OE 5010412449
			SPA103	Coolant temperature sensor	E3	OE 500382599
AD 410T45 W	332	03/06 →	SAG019	Crankshaft sensor	B3	OE 5010412449
			SPA103	Coolant temperature sensor	E3	OE 500382599
AD 410T45, AT 410T45	332	11/13 →	APS97	Intake pressure sensor	A3	OE 501073323
		06/06 →	SAG019	Crankshaft sensor	B3	OE 5010412449
			SPA103	Coolant temperature sensor	E3	OE 500382599
AD 440T41 T, AT 440T41 T	302	03/06 →	SAG019	Crankshaft sensor	B3	OE 5010412449
			SPA103	Coolant temperature sensor	E3	OE 500382599
AD 440T50 T, AT 440T50 T	368	07/07 →	APS97	Intake pressure sensor	A3	OE 501073323
		03/06 →	SAG019	Crankshaft sensor	B3	OE 5010412449
			SPA103	Coolant temperature sensor	E3	OE 500382599
AD 720T41 WT, AT 720T41 WT	302	03/06 →	SAG019	Crankshaft sensor	B3	OE 5010412449
			SPA103	Coolant temperature sensor	E3	OE 500382599
AD 740T48T, AT 740/48T	353	02/05 →	APS97	Intake pressure sensor	A3	OE 501073323
			SAG019	Crankshaft sensor	B3	OE 5010412449
			SPA103	Coolant temperature sensor	E3	OE 500382599
AT 720T42 WT	309	06/05 →	SAG019	Crankshaft sensor	B3	OE 5010412449
			SPA103	Coolant temperature sensor	E3	OE 500382599
JAGUAR						
S-TYPE (X200)						
2.5 V6	147	04/02 → 10/07	SAD038	Knock sensor	B1	OE JDE1296
			SPA116	Fuel temperature sensor	E2	OE LRA1600BA
			SPA168	Coolant temperature sensor	E3	OE LNA1600AA
			SPA170	Coolant temperature sensor	E3	OE LRA1600AA
3.0 V6	175	01/99 → 10/07	SAD038	Knock sensor	B1	OE JDE1296
			SPA168	Coolant temperature sensor	E3	OE LNA1600AA
			SPA170	Coolant temperature sensor	E3	OE LRA1600AA
XF (X250)						
2.2 D	140	05/11 → 04/15	ATS22	Air temperature sensor	A1	OE C2Z14371
			APS58	Intake pressure sensor	A3	OE C2Z14334
			SAC096	Camshaft sensor	B2	
			SPA172	Coolant temperature sensor	E3	
	147	03/12 → 04/15	ATS22	Air temperature sensor	A1	OE C2Z14371
			APS58	Intake pressure sensor	A3	OE C2Z14334
			SAC096	Camshaft sensor	B2	
			SPA172	Coolant temperature sensor	E3	
XJ (XJ40, XJ81)						
6 2.9	108	10/86 → 08/90	SPA129	Coolant temperature sensor	E3	OE EAC5713
	117					
	123					
X-TYPE (X400)						
2.0 D	96	07/03 → 11/09	APS10	Intake pressure sensor	A3	OE AJ82719
			SAD040	Knock sensor	B1	OE JD61212
			SAC083	Camshaft sensor	B2	OE JDE3763

	KW			DESCRIPTION	TYPE	
JAGUAR						
X-TYPE (X400)						
2.0 D	96	07/03 → 11/09	SAG002	Crankshaft sensor	B3	OE JD61138
			MWSS039	ABS sensor	D1	OE C2S17482; Position: left and right
			SPA148	Coolant temperature sensor	E3	OE JDE10862
2.1 V6	115	03/02 → 11/09	SAG171	Crankshaft sensor	B3	OE C2S2688
			MWSS039	ABS sensor	D1	OE C2S17482; Position: left and right
			SPA168	Coolant temperature sensor	E3	OE LNA1600AA
2.2 D	114	10/05 → 11/09	SPA170	Coolant temperature sensor	E3	OE LRA1600AA
			SAD040	Knock sensor	B1	OE JD61212
			SAC083	Camshaft sensor	B2	OE JDE3763
2.5 V6 Trazione integrale	144	06/01 → 11/09	SAG002	Crankshaft sensor	B3	OE JD61138
			MWSS039	ABS sensor	D1	OE C2S17482; Position: left and right
			SPA148	Coolant temperature sensor	E3	OE JDE10862
2.5 V6 Trazione integrale	144	06/01 → 11/09	SAG171	Crankshaft sensor	B3	OE C2S2688
			MWSS039	ABS sensor	D1	OE C2S17482; Position: left and right
			SPA168	Coolant temperature sensor	E3	OE LNA1600AA
2.5 V6 Trazione integrale	144	06/01 → 11/09	SPA170	Coolant temperature sensor	E3	OE LRA1600AA
			SAD040	Knock sensor	B1	OE JD61212
			SAC083	Camshaft sensor	B2	OE JDE3763
X-TYPE Station wagon (X400)						
2.0 D	96	02/04 → 12/09	APS10	Intake pressure sensor	A3	OE AJ82719
			SAD040	Knock sensor	B1	OE JD61212
			SAC083	Camshaft sensor	B2	OE JDE3763
			SAG002	Crankshaft sensor	B3	OE JD61138
			MWSS039	ABS sensor	D1	OE C2S17482; Position: left and right
2.0 D	96	02/04 → 12/09	SPA148	Coolant temperature sensor	E3	OE JDE10862
			SAC083	Camshaft sensor	B2	OE JDE3763
JEEP						
CHEROKEE (K)						
2.5 CRD 4x4	105	09/01 → 01/08	SPA103	Coolant temperature sensor	E3	
2.8 CRD 4x4	110	11/02 → 01/08	SAC092	Camshaft sensor	B2	OE 5066856AA
			SPA103	Coolant temperature sensor	E3	
	120	11/04 → 01/08	SAC092	Camshaft sensor	B2	OE 5066856AA
2.8 CRD 4x4	120	11/04 → 01/08	SPA103	Coolant temperature sensor	E3	
			SAC092	Camshaft sensor	B2	OE 5066856AA
CHEROKEE (KL)						
2.0 CRD 4x4	125	04/14 → 08/18	SAG080	Crankshaft sensor	B3	OE 68093400AA
			SPS013	Exhaust gas pressure sensor	C2	OE 5146842AD
2.2 CRD 4x4	147	08/15 → 08/18	APS97	Intake pressure sensor	A3	OE 55219299
			SAG080	Crankshaft sensor	B3	OE 68093400AA
			SPS013	Exhaust gas pressure sensor	C2	OE 5146842AD
CHEROKEE (X)						
2.5 i 4x4	90	12/91 → 09/01	SAG044	Crankshaft sensor	B3	OE 56027865
	87	10/84 → 09/01	SAG044	Crankshaft sensor	B3	OE 56027865
2.5 SE	87	10/96 → 09/99	SAG044	Crankshaft sensor	B3	OE 56027865
4.0 i	135	12/91 → 09/01	SAG044	Crankshaft sensor	B3	OE 56027865
	136	01/88 → 09/01	SAG044	Crankshaft sensor	B3	OE 56027865
4.0 i	127	07/98 → 09/01	SAG044	Crankshaft sensor	B3	OE 56027865
	135	02/99 → 09/01	SAG044	Crankshaft sensor	B3	OE 56027865
4.0 i 4x4	131	01/95 → 09/01	SAG044	Crankshaft sensor	B3	OE 56027865
COMMANDER (XK, XH)						
3.0 CRD 4x4	160	04/06 → 12/10	APS104	Intake pressure sensor	A3	
			SAG023	Crankshaft sensor	B3	OE 5080350AA
			SAG248	Crankshaft sensor	B3	OE 5175763AA
			SPA189	Coolant temperature sensor	E3	OE 5269870AB
COMPASS (MK49)						
2.0 CRD 4x4	103	09/06 →	SPS003	Exhaust gas pressure sensor	C2	OE 5149175AA
2.2 CRD	100	05/11 →	SAG023	Crankshaft sensor	B3	OE 5080350AA

	kW			DESCRIPTION	TYPE	
JEEP						
COMPASS (MP, M6)						
1.6 CRD	88	03/17 →	APS97	Intake pressure sensor	A3	OE 55219299
			SAG080	Crankshaft sensor	B3	OE 68093400AA
GRAND CHEROKEE II (WJ, WG)						
2.7 CRD 4x4	120	10/01 → 09/05	SAG023	Crankshaft sensor	B3	OE 5080350AA
GRAND CHEROKEE III (WH, WK)						
3.0 CRD 4x4	160	06/05 → 12/10	APS104	Intake pressure sensor	A3	
			SAG023	Crankshaft sensor	B3	OE 5080350AA
			SAG248	Crankshaft sensor	B3	OE 5175763AA
			SPA189	Coolant temperature sensor	E3	OE 5269870AB
GRAND CHEROKEE IV (WK, WK2)						
3.0 CRD V6 4x4	177	02/11 →	SAC092	Camshaft sensor	B2	OE 5066856AA
		02/11 → 12/13	SPS007	Exhaust gas pressure sensor	C2	OE 5149278AB
		02/11 →	SPA103	Coolant temperature sensor	E3	
3.0 CRD V6 4x4	184	07/13 →	SAC092	Camshaft sensor	B2	OE 5066856AA
		07/13 → 12/13	SPS007	Exhaust gas pressure sensor	C2	OE 5149278AB
		07/13 →	SPA103	Coolant temperature sensor	E3	
PATRIOT (MK74)						
2.0 CRD 4x4	103	02/07 → 12/17	SPS003	Exhaust gas pressure sensor	C2	OE 5149175AA
RENEGADE Fuoristrada chiuso (BU, B1)						
1.4	103	07/14 →	SAD026	Knock sensor	B1	OE 50046873
			SAC095	Camshaft sensor	B2	
			SAG284	Crankshaft sensor	B3	
			SPA156	Coolant temperature sensor	E3	
1.4 4x4	125	07/14 →	SAD026	Knock sensor	B1	OE 50046873
			SAC095	Camshaft sensor	B2	
			SAG284	Crankshaft sensor	B3	
			SPA156	Coolant temperature sensor	E3	
1.6	81	07/14 →	KITLDF6T	Intake pressure sensor	A3	OE 68143574AA
			SAD026	Knock sensor	B1	OE 50046873
			SAC095	Camshaft sensor	B2	
			SAG284	Crankshaft sensor	B3	
1.6 CRD	88	07/14 →	SAG080	Crankshaft sensor	B3	OE 68093400AA
			SPS013	Exhaust gas pressure sensor	C2	OE 5146842AD
			SPA146	Coolant temperature sensor	E3	OE 55206393; Assembly depth [mm]: 22,5 - Outer diameter [mm]: 18 - Number of poles: 2
			SPA175	Coolant temperature sensor	E3	OE K68101520AA; Dimension spanner: 19 mm - Number of poles: 2
2.0 CRD 4x4	103	07/14 →	SAG080	Crankshaft sensor	B3	OE 68093400AA
			SPS013	Exhaust gas pressure sensor	C2	OE 5146842AD
			SPA146	Coolant temperature sensor	E3	OE 55206393; Assembly depth [mm]: 22,5 - Outer diameter [mm]: 18 - Number of poles: 2
			SPA175	Coolant temperature sensor	E3	OE K68101520AA; Dimension spanner: 19 mm - Number of poles: 2
WRANGLER II (TJ)						
2.5	87	08/96 → 04/07	SAG044	Crankshaft sensor	B3	OE 56027865
4.0	130	08/96 → 04/07	SAG044	Crankshaft sensor	B3	OE 56027865
	124	06/98 → 04/07	SAG044	Crankshaft sensor	B3	OE 56027865
4.0 Rubicon	128	08/03 → 04/07	SAG044	Crankshaft sensor	B3	OE 56027865

	KW			DESCRIPTION	TYPE	
JEEP						
WRANGLER III (JK)						
2.8 CRD	147	11/10 →	SAC092	Camshaft sensor	B2	OE 5066856AA
			SPA103	Coolant temperature sensor	E3	
			SPA189	Coolant temperature sensor	E3	OE 5269870AB
	130	04/07 →	SAC092	Camshaft sensor	B2	OE 5066856AA
			SPA103	Coolant temperature sensor	E3	
			SPA189	Coolant temperature sensor	E3	OE 5269870AB
KIA						
AVELLA						
1.3	55	11/95 → 12/01	SPA137	Coolant temperature sensor	E3	OE 0K01118840
1.5	55	02/97 → 12/01	SPA137	Coolant temperature sensor	E3	OE 0K01118840
AVELLA 2 volumi /Coda spiovente						
1.3	55	11/95 → 12/01	SPA137	Coolant temperature sensor	E3	OE 0K01118840
1.5	55	02/97 → 12/01	SPA137	Coolant temperature sensor	E3	OE 0K01118840
CARENS II MPV / Space wagon (FJ)						
1.6	77	07/02 →	APS56	Intake pressure sensor	A3	OE 0K30E18211A
2.0 CRDi	83	07/02 →	SPA138	Coolant temperature sensor	E3	OE 3922038020
			APS132	Fuel pressure sensor	F2	OE 3140027500*
	103	11/05 →	APS101	Intake pressure sensor	A3	OE 393002G000
			SAC092	Camshaft sensor	B2	OE 3930027400
			SPA138	Coolant temperature sensor	E3	OE 3922038020
			APS132	Fuel pressure sensor	F2	OE 3140027500*
CARENS III MPV / Space wagon (UN)						
2.0 CRDi 140	103	09/06 →	APS101	Intake pressure sensor	A3	OE 393002G000
			SAC092	Camshaft sensor	B2	OE 3930027400
			SAG182	Crankshaft sensor	B3	OE 964204A000
			APS137	Fuel pressure sensor	F2	OE 31401-4A400
2.0 CWV	106	09/06 →	SAG182	Crankshaft sensor	B3	OE 964204A000
			SAG240	Crankshaft sensor	B3	OE 3918025200
			SPA138	Coolant temperature sensor	E3	OE 3922038020
CARENS IV						
1.6 GD	99	03/13 →	APS80	Intake pressure sensor	A3	OE 3930003000
1.7 CRDi	85	03/13 →	APS137	Fuel pressure sensor	F2	OE 31401-4A400
	100	03/13 →	APS137	Fuel pressure sensor	F2	OE 31401-4A400
CARNIVAL / GRAND CARNIVAL III (VQ)						
2.9 CRDi	136	06/06 →	SAG041	Crankshaft sensor	B3	OE 396004X300
CARNIVAL I (UP)						
2.5 V6	121	08/99 → 10/01	SPA137	Coolant temperature sensor	E3	OE 0K01118840
2.9 TD	93	08/99 → 10/01	SPA137	Coolant temperature sensor	E3	OE 0K01118840
CARNIVAL II (GQ)						
2.9 CRDi	106	10/01 → 06/06	SAG054	Crankshaft sensor	B3	OE 0K30E18131B
			SAG066	Crankshaft sensor	B3	OE 0K2A618891
			SAG276	Crankshaft sensor	B3	OE 0K9A121412
CEE'D (JD)						
1.4 CRDi 90	66	05/12 →	APS101	Intake pressure sensor	A3	OE 393002G000
			SAC058	Camshaft sensor	B2	OE 393002A000
		05/12 → 03/14	SPS011	Exhaust gas pressure sensor	C2	OE 392102A800
		05/12 →	MWSS182	ABS sensor	D1	OE 59910-A6350; Position: left rear
			MWSS183	ABS sensor	D1	OE 59930-A6350; Position: right rear
			MWSS184	ABS sensor	D1	OE 59910-A6450; Position: left rear
MWSS185	ABS sensor		D1	OE 59930-A6450; Position: right rear		
1.4 CWV	73	05/12 →	APS80	Intake pressure sensor	A3	OE 3930003000
			MWSS182	ABS sensor	D1	OE 59910-A6350; Position: left rear
			MWSS183	ABS sensor	D1	OE 59930-A6350; Position: right rear
			MWSS184	ABS sensor	D1	OE 59910-A6450; Position: left rear

						DESCRIPTION	TYPE	
KIA								
CEE'D (JD)								
1.4 CVT	73	05/12 →	MWSS185	ABS sensor	D1	OE 59930-A6450; Position: right rear		
1.6 CRDi 128	94	05/12 →	APS101	Intake pressure sensor	A3	OE 393002G000		
			SAC058	Camshaft sensor	B2	OE 393002A000		
		05/12 → 03/14	SPS011	Exhaust gas pressure sensor	C2	OE 392102A800		
		05/12 →	MWSS182	ABS sensor	D1	OE 59910-A6350; Position: left rear		
			MWSS183	ABS sensor	D1	OE 59930-A6350; Position: right rear		
			MWSS184	ABS sensor	D1	OE 59910-A6450; Position: left rear		
			MWSS185	ABS sensor	D1	OE 59930-A6450; Position: right rear		
APS137	Fuel pressure sensor		F2	OE 31401-4A400				
1.6 CRDi 136	100	07/15 →	MWSS182	ABS sensor	D1	OE 59910-A6350; Position: left rear		
			MWSS183	ABS sensor	D1	OE 59930-A6350; Position: right rear		
			MWSS184	ABS sensor	D1	OE 59910-A6450; Position: left rear		
			MWSS185	ABS sensor	D1	OE 59930-A6450; Position: right rear		
1.6 GDI	99	05/12 →	APS80	Intake pressure sensor	A3	OE 3930003000		
			SAG197	Crankshaft sensor	B3	OE 391802B030		
			SAG204	Crankshaft sensor	B3	OE 391802B000		
			MWSS182	ABS sensor	D1	OE 59910-A6350; Position: left rear		
			MWSS183	ABS sensor	D1	OE 59930-A6350; Position: right rear		
			MWSS184	ABS sensor	D1	OE 59910-A6450; Position: left rear		
			MWSS185	ABS sensor	D1	OE 59930-A6450; Position: right rear		
CEE'D 2 volumi /Coda spiovente (ED)								
1.4	80	12/06 → 12/12	APS80	Intake pressure sensor	A3	OE 3930003000		
			SAC041	Camshaft sensor	B2	OE 393502B000		
			SAG204	Crankshaft sensor	B3	OE 391802B000		
			SPA138	Coolant temperature sensor	E3	OE 3922038020		
1.4 CVT	66	08/09 → 12/12	APS80	Intake pressure sensor	A3	OE 3930003000		
			SAC041	Camshaft sensor	B2	OE 393502B000		
			SAG204	Crankshaft sensor	B3	OE 391802B000		
			SPA138	Coolant temperature sensor	E3	OE 3922038020		
1.6	90	12/06 → 12/12	APS80	Intake pressure sensor	A3	OE 3930003000		
			SAC041	Camshaft sensor	B2	OE 393502B000		
			SAG182	Crankshaft sensor	B3	OE 964204A000		
			SAG204	Crankshaft sensor	B3	OE 391802B000		
			SPA138	Coolant temperature sensor	E3	OE 3922038020		
1.6 CRDi 115	85	12/06 → 12/12	APS101	Intake pressure sensor	A3	OE 393002G000		
			SAC058	Camshaft sensor	B2	OE 393002A000		
			SAG182	Crankshaft sensor	B3	OE 964204A000		
			SPA138	Coolant temperature sensor	E3	OE 3922038020		
			APS137	Fuel pressure sensor	F2	OE 31401-4A400		
1.6 CRDi 90	66	12/06 → 12/12	APS101	Intake pressure sensor	A3	OE 393002G000		
			SAC058	Camshaft sensor	B2	OE 393002A000		
			SAG182	Crankshaft sensor	B3	OE 964204A000		
			SPA138	Coolant temperature sensor	E3	OE 3922038020		
			APS137	Fuel pressure sensor	F2	OE 31401-4A400		
CEE'D Sportswagon (JD)								
1.6 CRDi 110	81	03/13 →	APS101	Intake pressure sensor	A3	OE 393002G000		
		03/13 → 03/14	SPS011	Exhaust gas pressure sensor	C2	OE 392102A800		
		03/13 →	MWSS182	ABS sensor	D1	OE 59910-A6350; Position: left rear		
			MWSS183	ABS sensor	D1	OE 59930-A6350; Position: right rear		
			MWSS184	ABS sensor	D1	OE 59910-A6450; Position: left rear		
			MWSS185	ABS sensor	D1	OE 59930-A6450; Position: right rear		
			APS137	Fuel pressure sensor	F2	OE 31401-4A400		
1.6 CRDi 128	94	09/12 →	APS101	Intake pressure sensor	A3	OE 393002G000		
			SAC058	Camshaft sensor	B2	OE 393002A000		
		09/12 → 03/14	SPS011	Exhaust gas pressure sensor	C2	OE 392102A800		

	KW			DESCRIPTION	TYPE	
KIA						
CEE'D Sportswagon (JD)						
1.6 CRDi 128	94	09/12 →	MWSS182	ABS sensor	D1	OE 59910-A6350; Position: left rear
			MWSS183	ABS sensor	D1	OE 59930-A6350; Position: right rear
			MWSS184	ABS sensor	D1	OE 59910-A6450; Position: left rear
			MWSS185	ABS sensor	D1	OE 59930-A6450; Position: right rear
			APS137	Fuel pressure sensor	F2	OE 31401-4A400
1.6 CRDi 136	100	07/15 →	MWSS182	ABS sensor	D1	OE 59910-A6350; Position: left rear
			MWSS183	ABS sensor	D1	OE 59930-A6350; Position: right rear
			MWSS184	ABS sensor	D1	OE 59910-A6450; Position: left rear
			MWSS185	ABS sensor	D1	OE 59930-A6450; Position: right rear
1.6 GDI	99	09/12 →	APS80	Intake pressure sensor	A3	OE 3930003000
			SAG197	Crankshaft sensor	B3	OE 391802B030
			SAG204	Crankshaft sensor	B3	OE 391802B000
			MWSS182	ABS sensor	D1	OE 59910-A6350; Position: left rear
			MWSS183	ABS sensor	D1	OE 59930-A6350; Position: right rear
			MWSS184	ABS sensor	D1	OE 59910-A6450; Position: left rear
MWSS185	ABS sensor	D1	OE 59930-A6450; Position: right rear			
CEE'D SW (ED)						
1.4	80	09/07 → 12/12	APS80	Intake pressure sensor	A3	OE 3930003000
			SAC041	Camshaft sensor	B2	OE 393502B000
			SAG182	Crankshaft sensor	B3	OE 964204A000
			SAG204	Crankshaft sensor	B3	OE 391802B000
			SPA138	Coolant temperature sensor	E3	OE 3922038020
1.6 CRDi 115	85	09/07 → 12/12	APS101	Intake pressure sensor	A3	OE 393002G000
			SAC058	Camshaft sensor	B2	OE 393002A000
			SAG182	Crankshaft sensor	B3	OE 964204A000
			SPA138	Coolant temperature sensor	E3	OE 3922038020
1.6 CRDi 90	66	09/07 → 12/12	APS137	Fuel pressure sensor	F2	OE 31401-4A400
			APS101	Intake pressure sensor	A3	OE 393002G000
			SAC058	Camshaft sensor	B2	OE 393002A000
			SAG182	Crankshaft sensor	B3	OE 964204A000
			SPA138	Coolant temperature sensor	E3	OE 3922038020
APS137	Fuel pressure sensor	F2	OE 31401-4A400			
CLARUS (K9A)						
1.8 i 16V	85	07/96 → 08/01	SAG067	Crankshaft sensor	B3	OE 0K08A18891
2.0 i 16V	98	07/96 → 11/01	SPA137	Coolant temperature sensor	E3	OE 0K01118840
2.0 i 16V	98	07/96 → 11/01	SPA137	Coolant temperature sensor	E3	OE 0K01118840
CLARUS Station wagon (GC)						
1.8 i 16V	85	05/98 →	SAG067	Crankshaft sensor	B3	OE 0K08A18891
2.0 i 16V	98	05/98 →	SPA137	Coolant temperature sensor	E3	OE 0K01118840
2.0 i 16V	98	05/98 →	SPA137	Coolant temperature sensor	E3	OE 0K01118840
K2500 (SD)						
2.5 D	69	07/04 →	SAG182	Crankshaft sensor	B3	OE 964204A000
		01/03 →	SPA138	Coolant temperature sensor	E3	OE 3922038020
MAGENTIS (GD, MS)						
2.5 V6	124	05/01 →	SAG037	Crankshaft sensor	B3	OE 3918037150
OPTIMA						
1.7 CRDi	100	03/12 →	APS101	Intake pressure sensor	A3	OE 393002G000
			SAG196	Crankshaft sensor	B3	OE 391802A900
			SPS011	Exhaust gas pressure sensor	C2	OE 392102A800
			APS137	Fuel pressure sensor	F2	OE 31401-4A400
PICANTO (SA)						
1.0	45	04/04 →	APS81	Intake pressure sensor	A3	OE 3930022600
			SAC030	Camshaft sensor	B2	OE 3931038030
			SAG112	Crankshaft sensor	B3	OE 3931002200
			SAG182	Crankshaft sensor	B3	OE 964204A000

	kW			DESCRIPTION	TYPE	
KIA						
PICANTO (SA)						
1.0	45	04/04 →	SPA190	Coolant temperature sensor	E3	OE 3922002500
	46	09/07 →	APS81	Intake pressure sensor	A3	OE 3930022600
			SAG112	Crankshaft sensor	B3	OE 3931002200
			SAG182	Crankshaft sensor	B3	OE 964204A000
			SPA190	Coolant temperature sensor	E3	OE 3922002500
1.1	48	04/04 →	APS81	Intake pressure sensor	A3	OE 3930022600
			SAC030	Camshaft sensor	B2	OE 3931038030
			SAG112	Crankshaft sensor	B3	OE 3931002200
			SAG182	Crankshaft sensor	B3	OE 964204A000
			SAG262	Crankshaft sensor	B3	OE 3931002700
			SPA190	Coolant temperature sensor	E3	OE 3922002500
			APS101	Intake pressure sensor	A3	OE 393002G000
1.1 CRDi	55	11/05 →	APS81	Intake pressure sensor	A3	OE 3930022600
			APS101	Intake pressure sensor	A3	OE 393002G000
			SAC058	Camshaft sensor	B2	OE 393002A000
			SAG182	Crankshaft sensor	B3	OE 964204A000
			SPA138	Coolant temperature sensor	E3	OE 3922038020
			APS137	Fuel pressure sensor	F2	OE 31401-4A400
PICANTO (TA)						
1.0	51	05/11 →	APS80	Intake pressure sensor	A3	OE 3930003000
			SAG182	Crankshaft sensor	B3	OE 964204A000
			SPA138	Coolant temperature sensor	E3	OE 3922038020
	49	04/15 →	SAG182	Crankshaft sensor	B3	OE 964204A000
1.0 LPG	49	08/13 →	SAG182	Crankshaft sensor	B3	OE 964204A000
1.2	63	09/11 →	APS80	Intake pressure sensor	A3	OE 3930003000
			SAG182	Crankshaft sensor	B3	OE 964204A000
			SAG193	Crankshaft sensor	B3	OE 39180-03000
			SPA138	Coolant temperature sensor	E3	OE 3922038020
PRIDE (DA)						
1.1 i	38	01/91 → 10/00	SPA137	Coolant temperature sensor	E3	OE 0K01118840
1.3	44	01/90 → 10/00	SPA137	Coolant temperature sensor	E3	OE 0K01118840
	47	10/96 → 05/01	SPA137	Coolant temperature sensor	E3	OE 0K01118840
1.3 16V	53	01/90 → 09/01	SPA137	Coolant temperature sensor	E3	OE 0K01118840
1.3 i	51	01/90 → 05/97	SPA137	Coolant temperature sensor	E3	OE 0K01118840
PRIDE Station wagon						
1.3	47	08/99 → 05/01	SPA137	Coolant temperature sensor	E3	OE 0K01118840
PRO CEE'D (ED)						
1.6 CRDi 115	85	02/08 → 09/12	APS101	Intake pressure sensor	A3	OE 393002G000
			SAC058	Camshaft sensor	B2	OE 393002A000
			SAG182	Crankshaft sensor	B3	OE 964204A000
			SPA138	Coolant temperature sensor	E3	OE 3922038020
			APS137	Fuel pressure sensor	F2	OE 31401-4A400
1.6 CRDi 90	66	02/08 → 09/12	APS101	Intake pressure sensor	A3	OE 393002G000
			SAC058	Camshaft sensor	B2	OE 393002A000
			SAG182	Crankshaft sensor	B3	OE 964204A000
			SPA138	Coolant temperature sensor	E3	OE 3922038020
			APS137	Fuel pressure sensor	F2	OE 31401-4A400
PRO CEE'D (JD)						
1.4 CRDi 90	66	03/13 →	SAC058	Camshaft sensor	B2	OE 393002A000
		03/13 → 03/14	SPS011	Exhaust gas pressure sensor	C2	OE 392102A800
		03/13 →	MWSS182	ABS sensor	D1	OE 59910-A6350; Position: left rear
			MWSS183	ABS sensor	D1	OE 59930-A6350; Position: right rear
			MWSS184	ABS sensor	D1	OE 59910-A6450; Position: left rear
			MWSS185	ABS sensor	D1	OE 59930-A6450; Position: right rear
1.4 CWT	73	03/13 →	APS80	Intake pressure sensor	A3	OE 3930003000
			MWSS182	ABS sensor	D1	OE 59910-A6350; Position: left rear

	KW			DESCRIPTION	TYPE	
KIA						
PRO CEE'D (JD)						
1.4 CVT	73	03/13 →	MWSS183	ABS sensor	D1	OE 59930-A6350; Position: right rear
			MWSS184	ABS sensor	D1	OE 59910-A6450; Position: left rear
			MWSS185	ABS sensor	D1	OE 59930-A6450; Position: right rear
1.6 CRDi 128	94	03/13 →	SAC058	Camshaft sensor	B2	OE 393002A000
		03/13 → 03/14	SPS011	Exhaust gas pressure sensor	C2	OE 392102A800
		03/13 →	MWSS182	ABS sensor	D1	OE 59910-A6350; Position: left rear
			MWSS183	ABS sensor	D1	OE 59930-A6350; Position: right rear
			MWSS184	ABS sensor	D1	OE 59910-A6450; Position: left rear
			MWSS185	ABS sensor	D1	OE 59930-A6450; Position: right rear
			APS137	Fuel pressure sensor	F2	OE 31401-4A400
1.6 CRDi 136	100	07/15 →	MWSS182	ABS sensor	D1	OE 59910-A6350; Position: left rear
			MWSS183	ABS sensor	D1	OE 59930-A6350; Position: right rear
			MWSS184	ABS sensor	D1	OE 59910-A6450; Position: left rear
			MWSS185	ABS sensor	D1	OE 59930-A6450; Position: right rear
1.6 GDI	99	03/13 →	APS80	Intake pressure sensor	A3	OE 3930003000
			SAG197	Crankshaft sensor	B3	OE 391802B030
			MWSS182	ABS sensor	D1	OE 59910-A6350; Position: left rear
			MWSS183	ABS sensor	D1	OE 59930-A6350; Position: right rear
			MWSS184	ABS sensor	D1	OE 59910-A6450; Position: left rear
			MWSS185	ABS sensor	D1	OE 59930-A6450; Position: right rear
RETONA Fuoristrada chiuso (FK)						
2.0 16V	94	05/00 → 12/01	SAD006	Knock sensor	B1	OE 0K01D18921
			SAG067	Crankshaft sensor	B3	OE 0K08A18891
			SPA137	Coolant temperature sensor	E3	OE 0K01118840
2.0 TD	61	06/99 → 12/00	SAG067	Crankshaft sensor	B3	OE 0K08A18891
		06/99 → 12/01	SPA137	Coolant temperature sensor	E3	OE 0K01118840
RIO II (JB)						
1.4 16V	71	03/05 →	APS81	Intake pressure sensor	A3	OE 3930022600
			SAG135	Crankshaft sensor	B3	OE 3918022600
		04/05 →	SAG182	Crankshaft sensor	B3	OE 964204A000
		03/05 →	SPA138	Coolant temperature sensor	E3	OE 3922038020
1.5 CRDi	81	03/05 →	APS101	Intake pressure sensor	A3	OE 393002G000
			SAC058	Camshaft sensor	B2	OE 393002A000
		04/05 →	SAG182	Crankshaft sensor	B3	OE 964204A000
		03/05 →	SPA138	Coolant temperature sensor	E3	OE 3922038020
			APS137	Fuel pressure sensor	F2	OE 31401-4A400
RIO III (UB)						
1.1 CRDi	55	09/11 →	APS101	Intake pressure sensor	A3	OE 393002G000
			SAC058	Camshaft sensor	B2	OE 393002A000
			SAG182	Crankshaft sensor	B3	OE 964204A000
		09/11 → 04/14	SPS011	Exhaust gas pressure sensor	C2	OE 392102A800
		09/11 →	SPA138	Coolant temperature sensor	E3	OE 3922038020
1.2 CVT	62	11/14 →	SAG193	Crankshaft sensor	B3	OE 39180-03000
1.25 CWT	63	09/11 →	APS80	Intake pressure sensor	A3	OE 3930003000
			SAG182	Crankshaft sensor	B3	OE 964204A000
			SAG193	Crankshaft sensor	B3	OE 39180-03000
			SPA138	Coolant temperature sensor	E3	OE 3922038020
1.25 LPG	63	09/11 →	APS80	Intake pressure sensor	A3	OE 3930003000
			SAG193	Crankshaft sensor	B3	OE 39180-03000
			SPA138	Coolant temperature sensor	E3	OE 3922038020
1.4 CRDi	66	09/11 →	APS101	Intake pressure sensor	A3	OE 393002G000
			SAC058	Camshaft sensor	B2	OE 393002A000
			SAG182	Crankshaft sensor	B3	OE 964204A000
		09/11 → 04/14	SPS011	Exhaust gas pressure sensor	C2	OE 392102A800
		09/11 →	SPA138	Coolant temperature sensor	E3	OE 3922038020

	kW			DESCRIPTION	TYPE	
KIA						
RIO III (UB)						
1.4 CWT	80	09/11 →	APS80	Intake pressure sensor	A3	OE 3930003000
			SAG204	Crankshaft sensor	B3	OE 391802B000
			SPA138	Coolant temperature sensor	E3	OE 3922038020
RIO Station wagon (DC)						
1.3	60	08/00 → 02/05	SVF015	Throttle position sensors	A2	OE 0K01118911
			SAG054	Crankshaft sensor	B3	OE 0K30E18131B
			SAA111	Oil pressure switches	F1	OE 0K71E18501
RIO Tre volumi (DC_)						
1.3	55	09/00 → 02/05	APS56	Intake pressure sensor	A3	OE 0K30E18211A
			SVF015	Throttle position sensors	A2	OE 0K01118911
	60	08/02 → 02/05	SAG054	Crankshaft sensor	B3	OE 0K30E18131B
			SAA111	Oil pressure switches	F1	OE 0K71E18501
1.5 16V	72	09/00 → 02/05	APS56	Intake pressure sensor	A3	OE 0K30E18211A
SEPHIA (FA)						
1.5 i	59	02/96 → 10/97	SPA137	Coolant temperature sensor	E3	OE 0K01118840
1.6 i	59	01/95 → 10/97	SPA137	Coolant temperature sensor	E3	OE 0K01118840
1.8 i 16V	82	01/95 → 10/97	SPA137	Coolant temperature sensor	E3	OE 0K01118840
SEPHIA Tre volumi (FA)						
1.5 i	59	02/96 → 10/97	SPA137	Coolant temperature sensor	E3	OE 0K01118840
1.6 i	59	09/93 → 10/97	SPA137	Coolant temperature sensor	E3	OE 0K01118840
1.8 i 16V	82	01/95 → 10/97	SPA137	Coolant temperature sensor	E3	OE 0K01118840
SHUMA (FB)						
1.5 i 16V	65	10/97 → 03/01	SPA137	Coolant temperature sensor	E3	OE 0K01118840
1.6	75	01/01 → 12/01	APS56	Intake pressure sensor	A3	OE 0K30E18211A
1.8 i 16V	81	10/97 → 03/01	SPA137	Coolant temperature sensor	E3	OE 0K01118840
SHUMA II (FB)						
1.6	75	05/01 → 08/04	APS56	Intake pressure sensor	A3	OE 0K30E18211A
1.8	84	04/03 → 08/04	SPA137	Coolant temperature sensor	E3	OE 0K01118840
SHUMA II Tre volumi (FB)						
1.6	75	05/01 → 05/04	APS56	Intake pressure sensor	A3	OE 0K30E18211A
SHUMA Tre volumi (FB)						
1.5	59	03/96 → 12/98	SPA137	Coolant temperature sensor	E3	OE 0K01118840
1.5 i 16V	65	10/97 → 10/01	SPA137	Coolant temperature sensor	E3	OE 0K01118840
SORENTO I (JC)						
2.5 CRDi	103	08/02 →	APS101	Intake pressure sensor	A3	OE 393002G000
			SAG068	Crankshaft sensor	B3	OE 391804A000
			APS132	Fuel pressure sensor	F2	OE 3140027500*
	125	12/06 →	APS101	Intake pressure sensor	A3	OE 393002G000
			SAG182	Crankshaft sensor	B3	OE 964204A000
			APS137	Fuel pressure sensor	F2	OE 31401-4A400
SORENTO II (XM)						
2.2 CRDi 4WD	145	11/09 →	SPS011	Exhaust gas pressure sensor	C2	OE 392102A800
SOUL (AM)						
1.6 CRDi 128	94	02/09 →	APS101	Intake pressure sensor	A3	OE 393002G000
			SAC058	Camshaft sensor	B2	OE 393002A000
			SAG182	Crankshaft sensor	B3	OE 964204A000
			SPS011	Exhaust gas pressure sensor	C2	OE 392102A800
			SPA138	Coolant temperature sensor	E3	OE 3922038020
			APS137	Fuel pressure sensor	F2	OE 31401-4A400
1.6 CWT	93	02/09 →	APS80	Intake pressure sensor	A3	OE 3930003000
		02/09 → 08/11	APS81	Intake pressure sensor	A3	OE 3930022600
		02/09 →	SAC041	Camshaft sensor	B2	OE 393502B000
			SAG182	Crankshaft sensor	B3	OE 964204A000
			SAG204	Crankshaft sensor	B3	OE 391802B000
			SPA138	Coolant temperature sensor	E3	OE 3922038020

	KW			DESCRIPTION	TYPE	
KIA						
SPORTAGE (JE, KM)						
2.0 16V 4WD	104	09/04 →	SVF016	Throttle position sensors	A2	OE 3517022600
		09/07 →	APS81	Intake pressure sensor	A3	OE 3930022600
		09/04 →	SAD014	Knock sensor	B1	OE 3925002400
			SAG182	Crankshaft sensor	B3	OE 964204A000
			SPA138	Coolant temperature sensor	E3	OE 3922038020
2.0 CRDi 4WD	83	09/04 →	APS101	Intake pressure sensor	A3	OE 393002G000
			SAC092	Camshaft sensor	B2	OE 3930027400
		09/04 → 01/07	SAG182	Crankshaft sensor	B3	OE 964204A000
		09/04 →	SPA138	Coolant temperature sensor	E3	OE 3922038020
			APS132	Fuel pressure sensor	F2	OE 3140027500*
	103	01/06 →	APS101	Intake pressure sensor	A3	OE 393002G000
			SAC092	Camshaft sensor	B2	OE 3930027400
			SAG182	Crankshaft sensor	B3	OE 964204A000
			SPA138	Coolant temperature sensor	E3	OE 3922038020
			APS137	Fuel pressure sensor	F2	OE 31401-4A400
2.0 i 16V	104	09/04 →	SVF016	Throttle position sensors	A2	OE 3517022600
		09/07 →	APS81	Intake pressure sensor	A3	OE 3930022600
		09/04 →	SAD014	Knock sensor	B1	OE 3925002400
		01/07 →	SAG182	Crankshaft sensor	B3	OE 964204A000
		09/04 →	SPA138	Coolant temperature sensor	E3	OE 3922038020
2.7 V6 4WD	129	09/04 →	SAG037	Crankshaft sensor	B3	OE 3918037150
SPORTAGE (QL, QLE)						
1.6 GDI	97	09/15 →	SAG197	Crankshaft sensor	B3	OE 391802B030
1.6 TGDI AWD	130	09/15 →	SAG197	Crankshaft sensor	B3	OE 391802B030
SPORTAGE (SL)						
1.6 GDI	99	02/11 →	APS80	Intake pressure sensor	A3	OE 3930003000
			SAG204	Crankshaft sensor	B3	OE 391802B000
			SPA138	Coolant temperature sensor	E3	OE 3922038020
1.7 CRDi	85	12/10 →	APS101	Intake pressure sensor	A3	OE 393002G000
			SAC058	Camshaft sensor	B2	OE 393002A000
			SAG196	Crankshaft sensor	B3	OE 391802A900
			SPA138	Coolant temperature sensor	E3	OE 3922038020
			APS137	Fuel pressure sensor	F2	OE 31401-4A400
2.0 CRDi	100	07/10 →	APS101	Intake pressure sensor	A3	OE 393002G000
		07/10 → 03/14	SPS011	Exhaust gas pressure sensor	C2	OE 392102A800
2.0 CRDi AWD	135	08/10 → 03/14	SPS011	Exhaust gas pressure sensor	C2	OE 392102A800
		07/10 →	APS101	Intake pressure sensor	A3	OE 393002G000
		07/10 → 03/14	SPS011	Exhaust gas pressure sensor	C2	OE 392102A800
SPORTAGE Fuoristrada chiuso (K00)						
2.0	87	10/00 → 08/03	SAD006	Knock sensor	B1	OE 0K01D18921
			SAC026	Camshaft sensor	B2	OE 0K0131813A
			SAG067	Crankshaft sensor	B3	OE 0K08A18891
			SPA137	Coolant temperature sensor	E3	OE 0K01118840
2.0 4WD	87	10/00 → 08/03	SAD006	Knock sensor	B1	OE 0K01D18921
			SAC026	Camshaft sensor	B2	OE 0K0131813A
			SAG067	Crankshaft sensor	B3	OE 0K08A18891
			SPA137	Coolant temperature sensor	E3	OE 0K01118840
2.0 i 16V	94	10/99 → 08/03	SAD006	Knock sensor	B1	OE 0K01D18921
			SAC026	Camshaft sensor	B2	OE 0K0131813A
			SAG067	Crankshaft sensor	B3	OE 0K08A18891
			SPA137	Coolant temperature sensor	E3	OE 0K01118840
2.0 i 16V 4WD	94	04/94 → 08/03	SAG067	Crankshaft sensor	B3	OE 0K08A18891
			SPA137	Coolant temperature sensor	E3	OE 0K01118840
2.0 i 4WD	70	04/94 → 08/99	SAG067	Crankshaft sensor	B3	OE 0K08A18891
			SPA137	Coolant temperature sensor	E3	OE 0K01118840

	kW			DESCRIPTION	TYPE	
KIA						
SPORTAGE Fuoristrada chiuso (K00)						
2.0 TD 4WD	61	10/97 → 08/03	SAC026	Camshaft sensor	B2	OE 0K0131813A
			SAG067	Crankshaft sensor	B3	OE 0K08A18891
			SPA137	Coolant temperature sensor	E3	OE 0K01118840
VENGA (YN)						
1.4 CRDi 90	66	02/10 →	APS101	Intake pressure sensor	A3	OE 393002G000
			SAC058	Camshaft sensor	B2	OE 393002A000
		05/12 →	SAG182	Crankshaft sensor	B3	OE 964204A000
		02/10 → 04/14	SPS011	Exhaust gas pressure sensor	C2	OE 392102A800
1.4 CVT	66	02/10 →	SPA138	Coolant temperature sensor	E3	OE 3922038020
			APS80	Intake pressure sensor	A3	OE 3930003000
			SAC041	Camshaft sensor	B2	OE 393502B000
			SAG182	Crankshaft sensor	B3	OE 964204A000
			SAG204	Crankshaft sensor	B3	OE 391802B000
1.6 CRDi 115	85	02/10 →	SPA138	Coolant temperature sensor	E3	OE 3922038020
			APS101	Intake pressure sensor	A3	OE 393002G000
			SAC058	Camshaft sensor	B2	OE 393002A000
		02/10 → 04/14	SAG182	Crankshaft sensor	B3	OE 964204A000
		02/10 →	SPS011	Exhaust gas pressure sensor	C2	OE 392102A800
1.6 CVT	92	02/10 →	SPA138	Coolant temperature sensor	E3	OE 3922038020
			APS137	Fuel pressure sensor	F2	OE 31401-4A400
			APS80	Intake pressure sensor	A3	OE 3930003000
			SAC041	Camshaft sensor	B2	OE 393502B000
			SAG182	Crankshaft sensor	B3	OE 964204A000
			SAG204	Crankshaft sensor	B3	OE 391802B000
			SPA138	Coolant temperature sensor	E3	OE 3922038020
LANCIA						
A 112						
0.9 Junior (A112B/2)	29	03/81 → 06/86	SAA107	Oil pressure switches	F1	OE 4151243
BETA H.P.E. (828_)						
2000 i.e.	90	05/81 → 09/84	SPA131	Coolant temperature sensor	E3	OE 119111101000
BETA Coupé (828_)						
2000 i.e.	90	12/81 → 12/84	SPA131	Coolant temperature sensor	E3	OE 119111101000
DEDRA (835_)						
1.6 i.e. (835AA)	66	08/89 → 06/94	SEN8M	Crankshaft sensor	B3	OE 7564592
			SPA134	Coolant temperature sensor	E3	OE 7669143
1.6 i.e. (835AB)	57	08/89 → 03/93	SEN8M	Crankshaft sensor	B3	OE 7564592
			SZA103	Coolant temperature sensor	E3	
1.6 i.e. (835AN)	55	04/93 → 07/99	SEN8M	Crankshaft sensor	B3	OE 7564592
		04/93 → 10/94	SAG076	Crankshaft sensor	B3	OE 7756924
1.6 LE Cat (835EB)	66	07/94 → 07/99	SEN8I	Crankshaft sensor	B3	OE 60806494
1.8 16V LE (835FG)	83	03/96 → 07/99	SAG012	Crankshaft sensor	B3	OE 46432909
1.8 GT 16V (835EH)	96	03/96 → 07/99	SAG012	Crankshaft sensor	B3	OE 46432909
1.8 i.e. (835AC, 835BC)	80	09/89 → 06/94	SEN8I	Crankshaft sensor	B3	OE 60806494
			SPA134	Coolant temperature sensor	E3	OE 7669143
1.8 i.e. (835AT)	66	08/93 → 07/99	SEN8I	Crankshaft sensor	B3	OE 60806494
			SPA134	Coolant temperature sensor	E3	OE 7669143
1.8 i.e. (835BD, 835AD)	77	09/89 → 07/99	SEN8I	Crankshaft sensor	B3	OE 60806494
			SPA134	Coolant temperature sensor	E3	OE 7669143
			SZA103	Coolant temperature sensor	E3	
1.8 i.e. (835FA)	74	07/94 → 07/99	SEN8I3	Crankshaft sensor	B3	OE 60603937
			SZA103	Coolant temperature sensor	E3	
2.0 16V (835ED)	102	07/94 → 07/99	SEN8I	Crankshaft sensor	B3	OE 60806494
			SZA103	Coolant temperature sensor	E3	

	KW			DESCRIPTION	TYPE	
LANCIA						
DEDRA (835_)						
2.0 HF Integrale (835AP)	124	11/90 → 07/94	SEN8I	Crankshaft sensor	B3	OE 60806494
		11/90 → 12/92	SZA103	Coolant temperature sensor	E3	
2.0 i.e. (835AI)	86	09/89 → 07/92	SEN8I	Crankshaft sensor	B3	OE 60806494
2.0 i.e. (835AL)	83	09/89 → 07/99	SEN8I	Crankshaft sensor	B3	OE 60806494
			SZA103	Coolant temperature sensor	E3	
2.0 i.e. Turbo (835AR)	119	04/91 → 07/99	SEN8I	Crankshaft sensor	B3	OE 60806494
			SZA103	Coolant temperature sensor	E3	
2.0 i.e. Turbo Integrale (835AO)	121	04/90 → 08/91	SEN8I	Crankshaft sensor	B3	OE 60806494
2.0 Turbo (835AQ)	130	11/90 → 06/94	SEN8I	Crankshaft sensor	B3	OE 60806494
DEDRA SW (835_)						
1.6 (835EB)	66	10/94 → 07/99	SEN8I	Crankshaft sensor	B3	OE 60806494
1.8 16V LE (835FG)	83	03/96 → 07/99	SAG012	Crankshaft sensor	B3	OE 46432909
1.8 GT 16V (835EH)	96	03/96 → 07/99	SAG012	Crankshaft sensor	B3	OE 46432909
1.8 i.e. (835FA)	74	07/94 → 07/99	SEN8I3	Crankshaft sensor	B3	OE 60603937
			SZA103	Coolant temperature sensor	E3	
2.0 16V (835ED)	102	07/94 → 07/99	SEN8I	Crankshaft sensor	B3	OE 60806494
			SZA103	Coolant temperature sensor	E3	
2.0 Integrale (835ED)	102	07/94 → 07/99	SEN8I	Crankshaft sensor	B3	OE 60806494
			SZA103	Coolant temperature sensor	E3	
DELTA I (831_)						
1.5 (831AB.025)	63	09/79 → 12/92	SEN8D	Crankshaft sensor	B3	OE 4460206
1.6 GT	77	11/82 → 04/86	SEN8D	Crankshaft sensor	B3	OE 4460206
1.6 GT i.e. (831AB.016)	80	08/86 → 08/88	SEN8D	Crankshaft sensor	B3	OE 4460206
			SZA103	Coolant temperature sensor	E3	
1.6 HF Turbo (831AB.020)	103	08/86 → 08/88	SEN8D	Crankshaft sensor	B3	OE 4460206
			SZA103	Coolant temperature sensor	E3	
2.0 16V HF Evo Integrale (831AB.027)	155	06/93 → 01/94	PRT06/00	Intake pressure sensor	A3	OE 60809804
			SAD009	Knock sensor	B1	OE 60592752
			SEN8D	Crankshaft sensor	B3	OE 4460206
			SZA103	Coolant temperature sensor	E3	
2.0 16V HF Integrale (831AB.026)	144	03/89 → 09/91	SEN8D	Crankshaft sensor	B3	OE 4460206
			SZA103	Coolant temperature sensor	E3	
2.0 HF Integrale (831AB.019)	122	11/86 → 08/88	SEN8D	Crankshaft sensor	B3	OE 4460206
			SZA103	Coolant temperature sensor	E3	
2.0 HF Integrale (831AB.024)	133	10/87 → 12/91	SEN8D	Crankshaft sensor	B3	OE 4460206
			SZA103	Coolant temperature sensor	E3	
2.0 HF Integrale (831AB.024S, 831AB.028)	130	12/86 → 12/92	SEN8D	Crankshaft sensor	B3	OE 4460206
		01/87 → 12/92	SZA103	Coolant temperature sensor	E3	
DELTA II (836_)						
1.4 i.e. (836AF, 836AH)	51	10/94 → 08/99	SEN8M	Crankshaft sensor	B3	OE 7564592
			SAG076	Crankshaft sensor	B3	OE 7756924
			SPA134	Coolant temperature sensor	E3	OE 7669143
1.6 i.e. (836AD)	55	06/93 → 08/99	SAG076	Crankshaft sensor	B3	OE 7756924
			SPA134	Coolant temperature sensor	E3	OE 7669143
1.6 i.e. (836AP)	66	03/96 → 08/99	SZA104	Coolant temperature sensor	E3	OE 46414596
1.6 i.e. 16V (836AO)	76	01/96 → 08/99	SZA104	Coolant temperature sensor	E3	OE 46414596
1.8 i.e. (836AE)	76	06/93 → 08/99	SEN8I3	Crankshaft sensor	B3	OE 60603937
			SZA103	Coolant temperature sensor	E3	
1.8 i.e. (836AG, 836AL)	66	07/94 → 08/99	SEN8I3	Crankshaft sensor	B3	OE 60603937
			SZA103	Coolant temperature sensor	E3	
1.8 i.e. 16V (836AQ)	83	03/96 → 08/99	SAG012	Crankshaft sensor	B3	OE 46432909
1.8 i.e. 16V GT (836AR)	96	03/96 → 08/99	SAG012	Crankshaft sensor	B3	OE 46432909
2.0 16V (836AA, 836CA)	102	06/93 → 08/99	SEN8I	Crankshaft sensor	B3	OE 60806494
			SZA103	Coolant temperature sensor	E3	

	kW			DESCRIPTION	TYPE	
LANCIA						
DELTA II (836_)						
2.0 16V Turbo (836AB)	137	06/93 → 08/99	PRT06/00	Intake pressure sensor	A3	OE 60809804
			SEN8I	Crankshaft sensor	B3	OE 60806494
			SZA103	Coolant temperature sensor	E3	
2.0 16V Turbo (836AS)	142	07/96 → 08/99	PRT06/00	Intake pressure sensor	A3	OE 60809804
			SAD009	Knock sensor	B1	OE 60592752
DELTA III (844_)						
1.4 Bifuel	88	07/11 → 08/14	APS94	Intake pressure sensor	A3	OE 55238125
			APS117	Intake pressure sensor	A3	OE 55238216
			SAD026	Knock sensor	B1	OE 46552951
			SAC095	Camshaft sensor	B2	OE 46798368
			SAG189	Crankshaft sensor	B3	OE 46815160
			SPA156	Coolant temperature sensor	E3	OE 55190791
1.6 D Multijet	88	09/08 → 08/14	SAF001	Fuel water sensor	A4	OE 77363659
			SAG080	Crankshaft sensor	B3	OE 55208561
			STS0227	Exhaust gas temperature sensor	C1	Position: before soot particulate filter; Cable length: 270
			SPS013	Exhaust gas pressure sensor	C2	OE 51855119
			SPA175	Coolant temperature sensor	E3	OE 55203964
			SAA101	Oil pressure switches	F1	OE 46420838
			APS49	Fuel pressure sensor	F2	OE 504247741
GAMMA (830_)						
2500	103	03/78 → 10/86	SPA131	Coolant temperature sensor	E3	OE 119111101000
GAMMA Coupé (830_)						
2500 (830AC_)	103	09/77 → 10/86	SPA131	Coolant temperature sensor	E3	OE 119111101000
KAPPA (838_)						
2.0 16V Turbo (838AB1AA)	151	02/95 → 10/01	ATS11	Air temperature sensor	A1	OE 7686599
			SAD009	Knock sensor	B1	OE 60592752
2.0 20V (838AA1AA)	107	10/94 → 10/01	SAD009	Knock sensor	B1	OE 60592752
			SAG043	Crankshaft sensor	B3	OE 7790917
			SPA129	Coolant temperature sensor	E3	OE 195051110100
2.0 20V (838AG1AA, 838AG11A)	114	07/96 → 10/01	SAD003	Knock sensor	B1	OE 46525288
			SAD009	Knock sensor	B1	OE 60592752
		06/98 → 10/01	SAG043	Crankshaft sensor	B3	OE 7790917
			SAG122	Crankshaft sensor	B3	OE 195321101900
07/96 → 10/01	SPA129	Coolant temperature sensor	E3	OE 195051110100		
	2.0 20V Turbo (838AM1AA)	162	06/98 → 10/01	ATS11	Air temperature sensor	A1
SAD009				Knock sensor	B1	OE 60592752
SAG043				Crankshaft sensor	B3	OE 7790917
2.4 20V (838AC1AA, 838AC11A)	129	08/94 → 10/01	SAD009	Knock sensor	B1	OE 60592752
			SAG043	Crankshaft sensor	B3	OE 7790917
		06/98 → 10/01	SAG122	Crankshaft sensor	B3	OE 195321101900
08/94 → 10/01	SPA129	Coolant temperature sensor	E3	OE 195051110100		
2.4 T.DS (838AE1AA, 838AH1AA)	91	08/94 → 10/01	SAG043	Crankshaft sensor	B3	OE 7790917
3.0 24V (838AD1AA, 838AD11A, 838XD1AA, 838ZD1AA)	150	10/94 → 10/01	SAC029	Camshaft sensor	B2	OE 46811123
KAPPA Coupé (838_)						
2.0 16V Turbo (838CB)	151	11/96 → 03/01	ATS11	Air temperature sensor	A1	OE 7686599
			SAD009	Knock sensor	B1	OE 60592752
2.0 20V	114	07/96 → 06/98	SAG043	Crankshaft sensor	B3	OE 7790917
		06/98 → 03/01	SAG122	Crankshaft sensor	B3	OE 195321101900
2.0 20V Turbo (838CM)	162	06/98 → 03/01	ATS11	Air temperature sensor	A1	OE 7686599
			SAD009	Knock sensor	B1	OE 60592752
			SAG043	Crankshaft sensor	B3	OE 7790917

	KW			DESCRIPTION	TYPE	
LANCIA						
KAPPA Coupé (838_)						
2.4 20V (838CC)	129	11/96 → 03/01	SAD009	Knock sensor	B1	OE 60592752
			SAG043	Crankshaft sensor	B3	OE 7790917
		06/98 → 03/01	SAG122	Crankshaft sensor	B3	OE 195321101900
3.0 24V (838CD, 838CD11A)	150	09/96 → 03/01	SAC029	Camshaft sensor	B2	OE 46811123
KAPPA SW (838_)						
2.0 16V Turbo (838BB1AA)	151	07/96 → 10/01	ATS11	Air temperature sensor	A1	OE 7686599
2.0 20V (838BG1AA)	114	07/96 → 10/01	SAD009	Knock sensor	B1	OE 60592752
			SAD003	Knock sensor	B1	OE 46525288
			SAD009	Knock sensor	B1	OE 60592752
			SAC024	Camshaft sensor	B2	OE 46520138
		SAG043	Crankshaft sensor	B3	OE 7790917	
		SAG122	Crankshaft sensor	B3	OE 195321101900	
		07/96 → 10/01	SPA129	Coolant temperature sensor	E3	OE 195051110100
2.0 20V Turbo (838BM1AA)	162	06/98 → 10/01	ATS11	Air temperature sensor	A1	OE 7686599
			SAD009	Knock sensor	B1	OE 60592752
			SAG043	Crankshaft sensor	B3	OE 7790917
2.4 20V (838BC1AA, 838BC11A)	129	07/96 → 10/01	SAD003	Knock sensor	B1	OE 46525288
			SAD009	Knock sensor	B1	OE 60592752
			SAC024	Camshaft sensor	B2	OE 46520138
			SAG043	Crankshaft sensor	B3	OE 7790917
2.4 20V (838BC1AA, 838BC11A)	129	06/98 → 10/01	SAG122	Crankshaft sensor	B3	OE 195321101900
2.4 T.DS (838BH1AA)	91	07/96 → 10/01	SAG043	Crankshaft sensor	B3	OE 7790917
3.0 24V (838BD11A)	150	07/96 → 10/01	SAC029	Camshaft sensor	B2	OE 46811123
LYBRA (839_)						
1.9 JTD	85	05/01 → 10/05	APS31	Intake pressure sensor	A3	OE 46468682
			APS23	Intake pressure sensor	A3	OE 46811235
			SAC088	Camshaft sensor	B2	OE 46432103
			SAG214	Crankshaft sensor	B3	OE 46806128
			SPA103	Coolant temperature sensor	E3	OE 46462179
			SZA105	Coolant temperature sensor	E3	OE 46753479
			SAA101	Oil pressure switches	F1	OE 46420838
			APS132	Fuel pressure sensor	F2	OE 46481638; Position: high pressure side
			APS136	Fuel pressure sensor	F2	Pressure [bar] up to: 1500
2.0 20V (839AXC11, 839AXC1A)	113	07/99 → 09/00	SAD003	Knock sensor	B1	OE 46525288
			SAC024	Camshaft sensor	B2	OE 46520138
			SAG122	Crankshaft sensor	B3	OE 195321101900
2.0 20V (839AXH1A)	110	09/00 → 10/05	SAD003	Knock sensor	B1	OE 46525288
			SAC024	Camshaft sensor	B2	OE 46520138
			SAG122	Crankshaft sensor	B3	OE 195321101900
2.4 20V	125	10/01 → 10/05	SAD003	Knock sensor	B1	OE 46525288
			SAC024	Camshaft sensor	B2	OE 46520138
LYBRA SW (839_)						
1.9 JTD	85	05/01 → 10/05	APS31	Intake pressure sensor	A3	OE 46468682
			APS23	Intake pressure sensor	A3	OE 46811235
			SAC088	Camshaft sensor	B2	OE 46432103
			SAG214	Crankshaft sensor	B3	OE 46806128
			SPA103	Coolant temperature sensor	E3	OE 46462179
			SZA105	Coolant temperature sensor	E3	OE 46753479
			SAA101	Oil pressure switches	F1	OE 46420838
			APS132	Fuel pressure sensor	F2	OE 46481638; Position: high pressure side
			APS136	Fuel pressure sensor	F2	Pressure [bar] up to: 1500

	KW			DESCRIPTION	TYPE		
LANCIA							
LYBRA SW (839_)							
2.0 20V (839BXC11, 839BXC1A)	113	07/99 → 09/00	SAD003	Knock sensor	B1	OE 46525288	
			SAC024	Camshaft sensor	B2	OE 46520138	
			SAG122	Crankshaft sensor	B3	OE 195321101900	
2.0 20V (839BXH1A)	110	09/00 → 10/05	SAD003	Knock sensor	B1	OE 46525288	
			SAC024	Camshaft sensor	B2	OE 46520138	
			SAG122	Crankshaft sensor	B3	OE 195321101900	
MUSA (350_)							
1.3 D Multijet	51	10/04 → 09/12	KITPF2C	Throttle position sensors	A2	OE 7076359	
			APS23	Intake pressure sensor	A3	OE 46811235	
			SAC068	Camshaft sensor	B2	OE 46798364; Assembly depth [mm]: 28	
			SAC077	Camshaft sensor	B2	Assembly depth [mm]: 28,5	
			SAC093	Camshaft sensor	B2	OE 46798365; Assembly depth [mm]: 28	
			SAG025	Crankshaft sensor	B3	OE 73502752	
			SPA146	Coolant temperature sensor	E3	OE 55206393	
			SPA177	Coolant temperature sensor	E3	OE 46554621	
			SAA101	Oil pressure switches	F1	OE 46420838	
	APS49	Fuel pressure sensor	F2	OE 504247741			
	66	09/06 → 09/12	ATS20	Intake pressure sensor	A3	OE 504088431	
			SAC068	Camshaft sensor	B2	OE 46798364	
			SAC093	Camshaft sensor	B2	OE 46798365	
			SAG025	Crankshaft sensor	B3	OE 73502752	
			SPS009	Exhaust gas pressure sensor	C2	OE 51792301	
			SPA146	Coolant temperature sensor	E3	OE 55206393	
			SPA177	Coolant temperature sensor	E3	OE 46554621	
			SAA101	Oil pressure switches	F1	OE 46420838	
			APS49	Fuel pressure sensor	F2	OE 504247741	
	APS134	Fuel pressure sensor	F2	OE 46812910			
	70	03/09 → 09/12	ATS20	Intake pressure sensor	A3	OE 504088431	
			SAF001	Fuel water sensor	A4	OE 77363659	
			SAC068	Camshaft sensor	B2	OE 46798364	
			SAC093	Camshaft sensor	B2	OE 46798365	
			SPS013	Exhaust gas pressure sensor	C2	OE 51855119	
			SPA146	Coolant temperature sensor	E3	OE 55206393	
			SPA177	Coolant temperature sensor	E3	OE 46554621	
	1.4	70	10/04 → 09/12	KITLDF6T	Intake pressure sensor	A3	OE 46533518
				SAD026	Knock sensor	B1	OE 46552951
				SAC095	Camshaft sensor	B2	OE 46798368
				SAG189	Crankshaft sensor	B3	OE 46815160
				SAG284	Crankshaft sensor	B3	OE 55224031
				SPA156	Coolant temperature sensor	E3	OE 55190791
SPA177				Coolant temperature sensor	E3	OE 46554621	
SAA101		Oil pressure switches	F1	OE 46420838			
57		09/05 → 09/12	APS55	Intake pressure sensor	A3	OE 46769979	
			APS110	Intake pressure sensor	A3	OE 100496101	
			KITLDF6T	Intake pressure sensor	A3	OE 46533518	
			SAC095	Camshaft sensor	B2	OE 46798368	
			CVM03/1	Crankshaft sensor	B3	OE 55187380	
			SPA156	Coolant temperature sensor	E3	OE 55190791	
			SPA177	Coolant temperature sensor	E3	OE 46554621	
			SAA101	Oil pressure switches	F1	OE 46420838	
	1.4 LPG		57	11/10 → 09/12	APS55	Intake pressure sensor	A3
APS110		Intake pressure sensor			A3	OE 100496101	
KITLDF6T		Intake pressure sensor			A3	OE 46533518	

	KW			DESCRIPTION	TYPE	
LANCIA						
MUSA (350_)						
1.4 LPG	57	11/10 → 09/12	SAC095	Camshaft sensor	B2	OE 46798368
			SPA156	Coolant temperature sensor	E3	OE 55190791
1.9 D Multijet	74	10/04 → 09/12	ATS20	Intake pressure sensor	A3	OE 504088431
			SAC088	Camshaft sensor	B2	OE 46432103
			SPA177	Coolant temperature sensor	E3	OE 46554621
			SAA101	Oil pressure switches	F1	OE 46420838
			APS49	Fuel pressure sensor	F2	OE 504247741
			APS134	Fuel pressure sensor	F2	OE 46812910
PHEDRA (179_)						
2.2 JTD (179AXC1A)	94	09/02 → 11/10	APS35	Intake pressure sensor	A3	OE 9631716680
		06/03 → 11/10	APS112	Intake pressure sensor	A3	OE 9642789980
		09/02 → 11/10	SAG167	Crankshaft sensor	B3	OE 9664387280
			SPA107	Coolant temperature sensor	E3	OE 9628454680
			SPA172	Coolant temperature sensor	E3	OE 9632562080
			SAA118	Oil pressure switches	F1	OE 9631846480
3.0 V6	150	09/02 → 11/10	SAD008	Knock sensor	B1	OE 9621334480
PRISMA (831_)						
1.5 (831AB)	55	09/85 → 02/92	SPA131	Coolant temperature sensor	E3	OE 119111101000
	59	05/86 → 07/89	SEN8D	Crankshaft sensor	B3	OE 4460206
1.6 (831AB)	77	01/83 → 04/86	SEN8D	Crankshaft sensor	B3	OE 4460206
1.6 i.e. (831AB)	80	01/88 → 12/89	SEN8D	Crankshaft sensor	B3	OE 4460206
			SZA103	Coolant temperature sensor	E3	
2.0 i.e. Trazione integrale (831AB)	85	01/88 → 12/89	SEN8D	Crankshaft sensor	B3	OE 4460206
			SZA103	Coolant temperature sensor	E3	
THEMA (834_)						
2000 16V (834FA)	112	08/92 → 12/93	SAD009	Knock sensor	B1	OE 60592752
2000 16V Turbo (834AC)	133	12/88 → 06/90	SEN8D	Crankshaft sensor	B3	OE 4460206
			SEN8K	Crankshaft sensor	B3	OE 7679221
2000 16V Turbo (834GC, 834FC)	148	10/92 → 07/94	SAD009	Knock sensor	B1	OE 60592752
2000 i.e. (834AB)	86	09/88 → 05/92	SEN8D	Crankshaft sensor	B3	OE 4460206
	83	03/86 → 09/88	SVF012	Throttle position sensors	A2	
SEN8D			Crankshaft sensor	B3	OE 4460206	
2000 i.e. (834B)	88	11/84 → 09/88	SVF012	Throttle position sensors	A2	
			SEN8D	Crankshaft sensor	B3	OE 4460206
			SZA103	Coolant temperature sensor	E3	
2000 i.e. (834BV)	85	09/87 → 05/92	SVF012	Throttle position sensors	A2	
			SEN8D	Crankshaft sensor	B3	OE 4460206
2000 i.e. 16V (834AA)	108	05/88 → 08/92	SVF009	Throttle position sensors	A2	OE 195001102200
			SEN8K	Crankshaft sensor	B3	OE 7679221
2000 i.e. 16V (834AI)	104	02/89 → 05/92	SVF009	Throttle position sensors	A2	OE 195001102200
			SEN8D	Crankshaft sensor	B3	OE 4460206
			SEN8K	Crankshaft sensor	B3	OE 7679221
2000 i.e. 16V Turbo (834AL)	130	04/89 → 05/92	SEN8D	Crankshaft sensor	B3	OE 4460206
			SEN8K	Crankshaft sensor	B3	OE 7679221
2000 i.e. Turbo (834C)	122	11/84 → 12/89	SEN8D	Crankshaft sensor	B3	OE 4460206
2500 Turbo DS (834FE, 834LE)	85	05/92 → 07/94	SEN8I	Crankshaft sensor	B3	OE 60806494
2850 V6 i.e. (834AD, 834CD, 834BD)	108	06/88 → 05/92	SPA129	Coolant temperature sensor	E3	OE 195051110100
3000 V6 (834GD, 834FD)	126	08/92 → 07/94	SAD009	Knock sensor	B1	OE 60592752
			SAG040	Crankshaft sensor	B3	OE 60573739

	KW			DESCRIPTION	TYPE	
LANCIA						
THEMA SW (834_)						
2000 16V (834FA)	112	05/92 → 07/94	SAD009	Knock sensor	B1	OE 60592752
2000 i.e. 16V (834AA)	108	05/89 → 08/92	SVF009	Throttle position sensors	A2	OE 195001102200
			SEN8K	Crankshaft sensor	B3	OE 7679221
2000 i.e. 16V (834AI)	104	02/89 → 05/92	SVF009	Throttle position sensors	A2	OE 195001102200
			SEN8D	Crankshaft sensor	B3	OE 4460206
			SEN8K	Crankshaft sensor	B3	OE 7679221
2000 i.e. 16V Turbo (834AC)	133	12/88 → 06/90	SEN8D	Crankshaft sensor	B3	OE 4460206
2000 i.e. 16V Turbo (834AL)	130	04/89 → 03/93	SEN8K	Crankshaft sensor	B3	OE 7679221
2000 Turbo 16V (834GC, 834FC)	148	11/92 → 07/94	SAD009	Knock sensor	B1	OE 60592752
2500 Turbo DS (834FE, 834LE)	85	09/92 → 07/94	SEN8I	Crankshaft sensor	B3	OE 60806494
3000 V6 (834GD, 834FD)	126	09/92 → 07/94	SAD009	Knock sensor	B1	OE 60592752
			SAG040	Crankshaft sensor	B3	OE 60573739
THEISIS (841_)						
2.0 Turbo (841AXA1B03)	136	07/02 → 07/09	SAC024	Camshaft sensor	B2	OE 46520138
			SAG122	Crankshaft sensor	B3	OE 195321101900
2.4 (841AXB1B00)	125	07/02 → 07/09	SAD003	Knock sensor	B1	OE 46525288
			SAC024	Camshaft sensor	B2	OE 46520138
3.0 V6 (841AXC1101)	158	07/02 → 07/09	SAG122	Crankshaft sensor	B3	OE 195321101900
			SAC029	Camshaft sensor	B2	OE 46811123
3.2 V6	169	05/03 → 07/09	SAG039	Crankshaft sensor	B3	OE 46808734
			SAC029	Camshaft sensor	B2	OE 46811123
TREVI (828_)						
2000 i.e.	90	05/80 → 01/87	SPA131	Coolant temperature sensor	E3	OE 119111101000
Y (840_)						
1.1 (840AE)	40	11/95 → 09/03	SZA103	Coolant temperature sensor	E3	
1.2 (840AA, 840AF1A)	44	03/96 → 06/00	SAG121	Crankshaft sensor	B3	OE 7766251
		03/96 → 09/03	SZA103	Coolant temperature sensor	E3	
1.2 16V (840AD)	63	04/97 → 09/03	SZA103	Coolant temperature sensor	E3	
1.2 16V (840AG1A)	59	10/00 → 09/03	KITLDF6T	Intake pressure sensor	A3	OE 46533518
			SAD026	Knock sensor	B1	OE 46552951
			SAC095	Camshaft sensor	B2	OE 46798368
			SAG188	Crankshaft sensor	B3	OE 46466696
			SAG191	Crankshaft sensor	B3	OE 46779352
			SZA105	Coolant temperature sensor	E3	OE 46753479
1.4 12V (840AB)	59	10/96 → 06/00	SAA101	Oil pressure switches	F1	OE 46420838
1.4 12V (840AC)	55	03/96 → 06/00	SAG121	Crankshaft sensor	B3	OE 7766251
Y10 (156_)						
1.0 Turbo (156D)	62	03/85 → 02/89	SAG121	Crankshaft sensor	B3	OE 7766251
1.1 Fire (156AG)	40	01/95 → 12/95	SEN8D	Crankshaft sensor	B3	OE 4460206
1.1 Fire Trazione integrale (156AG)	40	01/95 → 12/95	SAG290	Crankshaft sensor	B3	OE 46406454
1.1 i.e. Fire (156AG)	37	09/92 → 09/95	SAG290	Crankshaft sensor	B3	OE 46406454
1.1 i.e. Fire Trazione integrale (156AG)	37	09/92 → 12/95	SAG290	Crankshaft sensor	B3	OE 46406454
1.3 i.e. (156AB)	56	11/87 → 05/93	SAG290	Crankshaft sensor	B3	OE 46406454
YPSILON (312_)						
0.9 CNG	63	05/11 →	SEN8D	Crankshaft sensor	B3	OE 4460206
			SAD026	Knock sensor	B1	OE 46552951
			SAC095	Camshaft sensor	B2	OE 46798368
			MWSS107	ABS sensor	D1	OE 51846660; Position: front axle left and right







	KW			DESCRIPTION	TYPE		
LANCIA							
YPSILON (312_)							
0.9 CNG	63	05/11 →	SPA156	Coolant temperature sensor	E3	OE 55190791	
0.9 TwinAir	63	05/11 →	APS99	Intake pressure sensor	A3	OE 55209194	
			SAD026	Knock sensor	B1	OE 46552951	
			SAC095	Camshaft sensor	B2	OE 46798368	
			MWSS107	ABS sensor	D1	OE 51846660; Position: front axle left and right	
			SPA156	Coolant temperature sensor	E3	OE 55190791	
1.2	51	05/11 →	APS110	Intake pressure sensor	A3	OE 100496101	
			KITLDF6T	Intake pressure sensor	A3	OE 46533518	
			SAC095	Camshaft sensor	B2	OE 46798368	
			SAG284	Crankshaft sensor	B3	OE 55224031	
			MWSS107	ABS sensor	D1	OE 51846660; Position: front axle left and right	
1.2 Bi-fuel	51	05/11 →	KITLDF6T	Intake pressure sensor	A3	OE 46533518	
			SAC095	Camshaft sensor	B2	OE 46798368	
		02/12 →	SAG284	Crankshaft sensor	B3	OE 55224031	
		05/11 →	MWSS107	ABS sensor	D1	OE 51846660; Position: front axle left and right	
1.3 D Multijet	70	05/11 →	SAF001	Fuel water sensor	A4	OE 77363659	
			SAC068	Camshaft sensor	B2	OE 46798364	
			SAC093	Camshaft sensor	B2	OE 46798365	
			SPS013	Exhaust gas pressure sensor	C2	OE 51855119	
			MWSS107	ABS sensor	D1	OE 51846660; Position: front axle left and right	
			SPA146	Coolant temperature sensor	E3	OE 55206393	
YPSILON (843_)							
1.2	51	08/10 → 12/11	KITLDF6T	Intake pressure sensor	A3	OE 46533518	
			SAC095	Camshaft sensor	B2	OE 46798368	
	44	10/03 → 12/11	KITLDF6T	Intake pressure sensor	A3	OE 46533518	
			SAC095	Camshaft sensor	B2	OE 46798368	
			CWM02/3	Crankshaft sensor	B3	OE 46774532	
			CVM03/1	Crankshaft sensor	B3	OE 55187380	
			816001633701	Coolant temperature sensor	E3	OE 46824133	
			SPA177	Coolant temperature sensor	E3	OE 46554621	
	59	10/03 → 12/11	KITLDF6T	Intake pressure sensor	A3	OE 46533518	
			SAD026	Knock sensor	B1	OE 46552951	
		10/03 → 09/06	SAG189	Crankshaft sensor	B3	OE 46815160	
		10/03 → 12/11	CWM02/3	Crankshaft sensor	B3	OE 46774532	
			SPA177	Coolant temperature sensor	E3	OE 46554621	
	1.3 D Multijet	55	09/06 → 12/11	SAC068	Camshaft sensor	B2	OE 46798364
				SAC093	Camshaft sensor	B2	OE 46798365
SAG025				Crankshaft sensor	B3	OE 73502752	
SPS013				Exhaust gas pressure sensor	C2	OE 51855119	
SPA146				Coolant temperature sensor	E3	OE 55206393	
SPA177				Coolant temperature sensor	E3	OE 46554621	
SAA101				Oil pressure switches	F1	OE 46420838	
APS49				Fuel pressure sensor	F2	OE 504247741	
66		09/06 → 12/11	APS25	Intake pressure sensor	A3	OE 55206797	
			ATS20	Intake pressure sensor	A3	OE 504088431	
			SAC068	Camshaft sensor	B2	OE 46798364	
			SAC093	Camshaft sensor	B2	OE 46798365	
			SAG025	Crankshaft sensor	B3	OE 73502752	

	KW			DESCRIPTION	TYPE	
LANCIA						
YPSILON (843_)						
1.3 D Multijet	66	09/06 → 12/11	SPS013	Exhaust gas pressure sensor	C2	OE 51855119
			SPA177	Coolant temperature sensor	E3	OE 46554621
			SAA101	Oil pressure switches	F1	OE 46420838
			APS49	Fuel pressure sensor	F2	OE 504247741
			APS134	Fuel pressure sensor	F2	OE 46812910
1.3 JTD	51	10/03 → 12/11	KITPF2C	Throttle position sensors	A2	OE 7076359
			APS23	Intake pressure sensor	A3	OE 46811235
			SAC068	Camshaft sensor	B2	OE 46798364
			SAC093	Camshaft sensor	B2	OE 46798365
			SAG025	Crankshaft sensor	B3	OE 73502752
			SPA177	Coolant temperature sensor	E3	OE 46554621
			SAA101	Oil pressure switches	F1	OE 46420838
			APS49	Fuel pressure sensor	F2	OE 504247741
1.4	57	02/06 → 12/11	APS55	Intake pressure sensor	A3	OE 46769979
			KITLDF6T	Intake pressure sensor	A3	OE 46533518
			SAC095	Camshaft sensor	B2	OE 46798368
			SPA156	Coolant temperature sensor	E3	OE 55190791
			SAA101	Oil pressure switches	F1	OE 46420838
1.4 16V	70	10/03 → 12/11	KITLDF6T	Intake pressure sensor	A3	OE 46533518
			SAD026	Knock sensor	B1	OE 46552951
			SAG189	Crankshaft sensor	B3	OE 46815160
			SPA156	Coolant temperature sensor	E3	OE 55190791
			SPA177	Coolant temperature sensor	E3	OE 46554621
			SAA101	Oil pressure switches	F1	OE 46420838
1.4 LPG	57	11/10 → 12/11	APS55	Intake pressure sensor	A3	OE 46769979
			KITLDF6T	Intake pressure sensor	A3	OE 46533518
			SAC095	Camshaft sensor	B2	OE 46798368
			SPA156	Coolant temperature sensor	E3	OE 55190791
ZETA (22_)						
2.0 16V (220AL5)	97	05/98 → 07/00	SAD008	Knock sensor	B1	OE 9621334480
2.0 Turbo (220AD5, 220CD5)	108	05/95 → 09/02	SAD008	Knock sensor	B1	OE 9621334480
LAND ROVER						
DEFENDER Pick-up (L316)						
2.4 Td4 4x4 (L317)	90	05/07 → 02/16	SAC083	Camshaft sensor	B2	OE LR004492
			SAG002	Crankshaft sensor	B3	OE LR004396
2.5 Td5 4x4 (L316)	90	06/98 → 02/16	APS64	Intake pressure sensor	A3	OE MHK100640
			SPA104	Coolant temperature sensor	E3	OE ERR2081
DEFENDER Station Wagon (L316)						
2.2 Td4 4x4 (L317)	90	08/11 → 02/16	ATS22	Air temperature sensor	A1	OE LR003575
2.4 Td4 4x4 (L316)	90	10/06 → 02/16	SAC083	Camshaft sensor	B2	OE LR004492
			SAG002	Crankshaft sensor	B3	OE LR004396
2.5 Td5 4x4 (L316)	90	06/98 → 02/16	APS64	Intake pressure sensor	A3	OE MHK100640
			SPA104	Coolant temperature sensor	E3	OE ERR2081
DISCOVERY I (LJ)						
2.5 D 4x4	90	06/93 → 10/98	SAG045	Crankshaft sensor	B3	OE ERR2079
2.5 TDI 4x4	83	10/89 → 10/98	SAG045	Crankshaft sensor	B3	OE ERR2079
	81	06/92 → 10/96	SAG045	Crankshaft sensor	B3	OE ERR2079
DISCOVERY II (L318)						
2.5 Td5 4x4	102	11/98 → 06/04	APS64	Intake pressure sensor	A3	OE MHK100640
			SPA104	Coolant temperature sensor	E3	OE ERR2081







	KW			DESCRIPTION	TYPE	
LAND ROVER						
DISCOVERY SPORT (L550)						
2.0 D	110	08/15 →	APS58	Intake pressure sensor	A3	OE LR001324
2.2 D 4x4	140	09/14 →	APS58	Intake pressure sensor	A3	OE LR001324
			SPA172	Coolant temperature sensor	E3	
FREELANDER (L314)						
1.8 16V 4x4	86	04/98 → 10/06	APS69	Intake pressure sensor	A3	OE MHK100820L
			SAG091	Crankshaft sensor	B3	OE ERR6119
			SGA113	Oil temperature sensor	E1	OE MEK000030L
			SGA114	Oil temperature sensor	E1	OE MEK100060L
1.8 i 16V 4x4	88	02/98 → 11/00	APS69	Intake pressure sensor	A3	OE MHK100820L
			SAG091	Crankshaft sensor	B3	OE ERR6119
			SGA113	Oil temperature sensor	E1	OE MEK000030L
2.0 DI 4x4	72	02/98 → 11/00	SGA114	Oil temperature sensor	E1	OE MEK100060L
			SAG081	Crankshaft sensor	B3	OE NSC100110L
2.0 Td4 4x4	82	11/00 → 10/06	SPA104	Coolant temperature sensor	E3	OE ERR2081
			ATS15	Air temperature sensor	A1	OE 6670669
			APS30	Intake pressure sensor	A3	OE MHK101060L
			SAC112	Camshaft sensor	B2	OE 8510297
			SGA113	Oil temperature sensor	E1	OE MEK000030L
	80	03/01 → 10/06	APS132	Fuel pressure sensor	F2	
			ATS15	Air temperature sensor	A1	OE 6670669
			APS30	Intake pressure sensor	A3	OE MHK101060L
			SAC112	Camshaft sensor	B2	OE 8510297
			SGA113	Oil temperature sensor	E1	OE MEK000030L
APS132	Fuel pressure sensor	F2				
FREELANDER 2 (L359)						
2.2 SD4 4x4	140	08/10 → 10/14	ATS22	Air temperature sensor	A1	OE LR003575
			APS58	Intake pressure sensor	A3	OE LR001324
			SAC096	Camshaft sensor	B2	OE LR004249
			SAG109	Crankshaft sensor	B3	OE LR021649
			SPS006	Exhaust gas pressure sensor	C2	OE LR007083
			SPA172	Coolant temperature sensor	E3	
2.2 TD4 4x4	110	10/06 → 10/14	ATS22	Air temperature sensor	A1	OE LR003575
			APS58	Intake pressure sensor	A3	OE LR001324
			SAC096	Camshaft sensor	B2	OE LR004249
			SAG109	Crankshaft sensor	B3	OE LR021649
			SPS006	Exhaust gas pressure sensor	C2	OE LR007083
			SPA172	Coolant temperature sensor	E3	
	118	10/06 → 10/14	ATS22	Air temperature sensor	A1	OE LR003575
			APS58	Intake pressure sensor	A3	OE LR001324
			SAC096	Camshaft sensor	B2	OE LR004249
			SAG109	Crankshaft sensor	B3	OE LR021649
			SPS006	Exhaust gas pressure sensor	C2	OE LR007083
			SPA172	Coolant temperature sensor	E3	
112	01/07 → 10/14	ATS22	Air temperature sensor	A1	OE LR003575	
		APS58	Intake pressure sensor	A3	OE LR001324	
		SAC096	Camshaft sensor	B2	OE LR004249	
		SAG109	Crankshaft sensor	B3	OE LR021649	
		SPS006	Exhaust gas pressure sensor	C2	OE LR007083	
		SPA172	Coolant temperature sensor	E3		
FREELANDER Soft Top (L314)						
2.0 DI 4x4	72	02/98 → 10/06	SAG081	Crankshaft sensor	B3	OE NSC100110L
			SPA104	Coolant temperature sensor	E3	OE ERR2081
RANGE ROVER EVOQUE (L538)						
2.2 D	110	06/11 →	APS58	Intake pressure sensor	A3	OE LR001324
			SAC096	Camshaft sensor	B2	OE LR004249

	kW			DESCRIPTION	TYPE	
LAND ROVER						
RANGE ROVER EVOQUE (L538)						
2.2 D	110	06/11 →	SPA172	Coolant temperature sensor	E3	
2.2 D 4x4	110	06/11 →	APS58	Intake pressure sensor	A3	OE LR001324
			SAC096	Camshaft sensor	B2	OE LR004249
			SPA172	Coolant temperature sensor	E3	
	140	06/11 →	APS58	Intake pressure sensor	A3	OE LR001324
			SAC096	Camshaft sensor	B2	OE LR004249
			SPA172	Coolant temperature sensor	E3	
RANGE ROVER II (P38A)						
2.5 D 4x4	100	07/94 → 03/02	APS42	Intake pressure sensor	A3	OE ERR3561
RANGE ROVER III (L322)						
3.0 D 4x4	130	03/02 → 08/12	APS30	Intake pressure sensor	A3	OE MHK101060L
			APS57	Intake pressure sensor	A3	OE WKW000060
			SAC112	Camshaft sensor	B2	OE 8510297
			SPA112	Coolant temperature sensor	E3	OE MEK105210
			APS132	Fuel pressure sensor	F2	
3.6 D 4x4	200	04/06 → 08/12	SAC092	Camshaft sensor	B2	OE LR000634
			SPS017	Exhaust gas pressure sensor	C2	OE LR023134
			SPA179	Coolant temperature sensor	E3	OE LR000241
RANGE ROVER IV (L405)						
4.4 SDV8 4x4	250	08/12 →	SAC092	Camshaft sensor	B2	OE LR000634
			SPA179	Coolant temperature sensor	E3	OE LR000241
LEXUS						
CT (ZWA10_)						
200h (ZWA10_)	73	12/10 →	SAC105	Camshaft sensor	B2	OE 9091905060
			SPA162	Coolant temperature sensor	E3	
IS I (_E1_)						
200 (GXE10)	114	04/99 → 07/05	SAC055	Camshaft sensor	B2	OE 8941150010
			SAG269	Crankshaft sensor	B3	OE 8941322010
IS II (_E2_)						
220d (ALE20)	130	08/05 → 07/12	SAG267	Crankshaft sensor	B3	OE 9091905069
			SPA162	Coolant temperature sensor	E3	
250 (GSE20)	153	08/05 → 03/13	SAC105	Camshaft sensor	B2	OE 9091905060
			SPA162	Coolant temperature sensor	E3	
NX (_Z1_)						
300h (AYZ10_)	114	07/14 →	SAC105	Camshaft sensor	B2	OE 9091905060
300h AWD (AYZ15_)	114	07/14 →	SAC105	Camshaft sensor	B2	OE 9091905060
RX (_L1_)						
450h (GYL10_)	183	12/08 → 10/15	APS75	Intake pressure sensor	A3	
			SAC105	Camshaft sensor	B2	OE 9091905060
			SPA162	Coolant temperature sensor	E3	
450h AWD (GYL15_)	183	12/08 → 10/15	APS75	Intake pressure sensor	A3	
			SAC105	Camshaft sensor	B2	OE 9091905060
			SPA162	Coolant temperature sensor	E3	
RX (_L2_)						
450h AWD (GYL25_, GYL25, GYL26)	193	11/15 →	SAC105	Camshaft sensor	B2	OE 9091905060
RX (_U3_)						
300 (MCU35_)	150	05/03 → 12/08	SAC060	Camshaft sensor	B2	OE 9008019014
			SAC066	Camshaft sensor	B2	OE 9008019009
400h (MHU38_)	155	09/05 → 12/08	SAC060	Camshaft sensor	B2	OE 9008019014
			SAC066	Camshaft sensor	B2	OE 9008019009
			SPA117	Coolant temperature sensor	E3	OE 8942220010; Dimension spanner: 19 mm - Number of poles: 2







	KW			DESCRIPTION	TYPE	
LEXUS						
RX (_U3)						
400h (MHU38_)	155	09/05 → 12/08	SPA127	Coolant temperature sensor	E3	OE 8942233020; Dimension spanner: 19 mm - Number of poles: 2
400h AWD (MHU38_)	155	09/04 → 12/08	SAC060	Camshaft sensor	B2	OE 9008019014
			SAC066	Camshaft sensor	B2	OE 9008019009
			SPA117	Coolant temperature sensor	E3	OE 8942220010; Dimension spanner: 19 mm - Number of poles: 2
			SPA127	Coolant temperature sensor	E3	OE 8942233020; Dimension spanner: 19 mm - Number of poles: 2
RX (MCU15)						
300 AWD (MCU15)	148	10/00 → 05/03	SAC060	Camshaft sensor	B2	OE 9008019014
			SAC066	Camshaft sensor	B2	OE 9008019009
MAN						
LION S CITY						
A 20	191	07/98 →	SAG019	Crankshaft sensor	B3	OE 51271207037
			SAG069	Crankshaft sensor	B3	OE 51271207038
			APS134	Fuel pressure sensor	F2	OE 51274210178
A 35	213	10/09 →	SAG069	Crankshaft sensor	B3	OE 51271207038
A 66	184	02/09 →	SAG069	Crankshaft sensor	B3	OE 51271207038
TGA						
18.430, 18.440	316/ 324	05/04 →	SAG019	Crankshaft sensor	B3	OE 51271207037
			SAG069	Crankshaft sensor	B3	OE 51271207038
			APS134	Fuel pressure sensor	F2	OE 51274210178
18.480	353	01/06 →	SAG069	Crankshaft sensor	B3	OE 51271207038
			APS134	Fuel pressure sensor	F2	OE 51274210178
		02/06 →	SAG069	Crankshaft sensor	B3	OE 51271207038
			APS134	Fuel pressure sensor	F2	OE 51274210178
18.540	397	08/06 →	SAG069	Crankshaft sensor	B3	OE 51271207038
			APS134	Fuel pressure sensor	F2	OE 51274210178
24.540	397	01/06 →	SAG069	Crankshaft sensor	B3	OE 51271207038
			APS134	Fuel pressure sensor	F2	OE 51274210178
26.310	228	01/04 →	SAG019	Crankshaft sensor	B3	OE 51271207037
			SAG069	Crankshaft sensor	B3	OE 51271207038
			APS134	Fuel pressure sensor	F2	OE 51274210178
			SAG019	Crankshaft sensor	B3	OE 51271207037
			SAG069	Crankshaft sensor	B3	OE 51271207038
26.310, 26.320	228/ 235	02/04 →	APS134	Fuel pressure sensor	F2	OE 51274210178
26.350	257	05/04 →	SAG019	Crankshaft sensor	B3	OE 51271207037
			SAG069	Crankshaft sensor	B3	OE 51271207038
			APS134	Fuel pressure sensor	F2	OE 51274210178
		06/05 →	SAG019	Crankshaft sensor	B3	OE 51271207037
			SAG069	Crankshaft sensor	B3	OE 51271207038
			APS134	Fuel pressure sensor	F2	OE 51274210178
		07/05 →	SAG019	Crankshaft sensor	B3	OE 51271207037
			SAG069	Crankshaft sensor	B3	OE 51271207038
			APS134	Fuel pressure sensor	F2	OE 51274210178
26.350, 26.360	257/ 265	05/04 →	SAG019	Crankshaft sensor	B3	OE 51271207037
			SAG069	Crankshaft sensor	B3	OE 51271207038
			APS134	Fuel pressure sensor	F2	OE 51274210178
			SAG019	Crankshaft sensor	B3	OE 51271207037

  	kW		 PARTS & SERVICES	DESCRIPTION	TYPE	
MAN						
TGA						
26.350, 26.360	257/ 265	05/04 →	SAG069	Crankshaft sensor	B3	OE 51271207038
			APS134	Fuel pressure sensor	F2	OE 51274210178
			SAG019	Crankshaft sensor	B3	OE 51271207037
			SAG069	Crankshaft sensor	B3	OE 51271207038
			APS134	Fuel pressure sensor	F2	OE 51274210178
26.360	265	04/06 →	SAG019	Crankshaft sensor	B3	OE 51271207037
			SAG069	Crankshaft sensor	B3	OE 51271207038
			APS134	Fuel pressure sensor	F2	OE 51274210178
			SAG019	Crankshaft sensor	B3	OE 51271207037
			SAG069	Crankshaft sensor	B3	OE 51271207038
26.390, 26.400	287/ 294	06/05 →	APS134	Fuel pressure sensor	F2	OE 51274210178
			SAG019	Crankshaft sensor	B3	OE 51271207037
			SAG069	Crankshaft sensor	B3	OE 51271207038
			APS134	Fuel pressure sensor	F2	OE 51274210178
			SAG019	Crankshaft sensor	B3	OE 51271207037
26.430	316/ 324	02/04 →	SAG019	Crankshaft sensor	B3	OE 51271207037
			SAG069	Crankshaft sensor	B3	OE 51271207038
			APS134	Fuel pressure sensor	F2	OE 51274210178
	316	01/04 →	SAG019	Crankshaft sensor	B3	OE 51271207037
			SAG069	Crankshaft sensor	B3	OE 51271207038
		07/05 →	APS134	Fuel pressure sensor	F2	OE 51274210178
			SAG019	Crankshaft sensor	B3	OE 51271207037
			SAG069	Crankshaft sensor	B3	OE 51271207038
			APS134	Fuel pressure sensor	F2	OE 51274210178
26.430, 26.440	316/ 324	05/04 →	SAG019	Crankshaft sensor	B3	OE 51271207037
			SAG069	Crankshaft sensor	B3	OE 51271207038
			APS134	Fuel pressure sensor	F2	OE 51274210178
	06/05 →	SAG019	Crankshaft sensor	B3	OE 51271207037	
		SAG069	Crankshaft sensor	B3	OE 51271207038	
		APS134	Fuel pressure sensor	F2	OE 51274210178	
		SAG019	Crankshaft sensor	B3	OE 51271207037	
		SAG069	Crankshaft sensor	B3	OE 51271207038	
		APS134	Fuel pressure sensor	F2	OE 51274210178	
26.480	353	09/02 →	APS134	Fuel pressure sensor	F2	OE 51274210178
			SAG069	Crankshaft sensor	B3	OE 51271207038
		02/06 →	APS134	Fuel pressure sensor	F2	OE 51274210178
			SAG069	Crankshaft sensor	B3	OE 51271207038
			APS134	Fuel pressure sensor	F2	OE 51274210178
			SAG069	Crankshaft sensor	B3	OE 51271207038
			APS134	Fuel pressure sensor	F2	OE 51274210178
			SAG069	Crankshaft sensor	B3	OE 51271207038
			APS134	Fuel pressure sensor	F2	OE 51274210178
			SAG069	Crankshaft sensor	B3	OE 51271207038
			APS134	Fuel pressure sensor	F2	OE 51274210178
			SAG069	Crankshaft sensor	B3	OE 51271207038
APS134	Fuel pressure sensor	F2	OE 51274210178			
26.530	390	01/01 →	APS134	Fuel pressure sensor	F2	OE 51274210178
28.310	228	09/02 →	SAG019	Crankshaft sensor	B3	OE 51271207037
			SAG069	Crankshaft sensor	B3	OE 51271207038
			APS134	Fuel pressure sensor	F2	OE 51274210178







			KW			DESCRIPTION	TYPE	
MAN								
TGA								
28.310	228/ 235	07/06 →	SAG019	Crankshaft sensor	B3	OE 51271207037		
			SAG069	Crankshaft sensor	B3	OE 51271207038		
			APS134	Fuel pressure sensor	F2	OE 51274210178		
28.310, 28.320	228/ 235	07/06 →	SAG019	Crankshaft sensor	B3	OE 51271207037		
			SAG069	Crankshaft sensor	B3	OE 51271207038		
			APS134	Fuel pressure sensor	F2	OE 51274210178		
28.360	265	07/06 →	SAG019	Crankshaft sensor	B3	OE 51271207037		
			SAG069	Crankshaft sensor	B3	OE 51271207038		
			APS134	Fuel pressure sensor	F2	OE 51274210178		
28.390	287	05/04 →	SAG019	Crankshaft sensor	B3	OE 51271207037		
			SAG069	Crankshaft sensor	B3	OE 51271207038		
			APS134	Fuel pressure sensor	F2	OE 51274210178		
28.430	316	05/04 →	SAG019	Crankshaft sensor	B3	OE 51271207037		
			SAG069	Crankshaft sensor	B3	OE 51271207038		
			APS134	Fuel pressure sensor	F2	OE 51274210178		
		07/06 →	SAG019	Crankshaft sensor	B3	OE 51271207037		
			SAG069	Crankshaft sensor	B3	OE 51271207038		
			APS134	Fuel pressure sensor	F2	OE 51274210178		
28.440	324	07/06 →	SAG019	Crankshaft sensor	B3	OE 51271207037		
			SAG069	Crankshaft sensor	B3	OE 51271207038		
			APS134	Fuel pressure sensor	F2	OE 51274210178		
28.530	390	09/02 →	APS134	Fuel pressure sensor	F2	OE 51274210178		
32.390, 32.400	287/ 294	05/04 →	SAG019	Crankshaft sensor	B3	OE 51271207037		
			SAG069	Crankshaft sensor	B3	OE 51271207038		
			APS134	Fuel pressure sensor	F2	OE 51274210178		
			SAG019	Crankshaft sensor	B3	OE 51271207037		
			SAG069	Crankshaft sensor	B3	OE 51271207038		
			APS134	Fuel pressure sensor	F2	OE 51274210178		
33.350, 33.360	257/ 265	06/05 →	SAG019	Crankshaft sensor	B3	OE 51271207037		
			SAG069	Crankshaft sensor	B3	OE 51271207038		
			APS134	Fuel pressure sensor	F2	OE 51274210178		
33.390, 33.400	287/ 294	05/04 →	SAG019	Crankshaft sensor	B3	OE 51271207037		
			SAG069	Crankshaft sensor	B3	OE 51271207038		
			APS134	Fuel pressure sensor	F2	OE 51274210178		
	287/ 295	06/05 →	APS134	Fuel pressure sensor	F2	OE 51274210178		
			APS134	Fuel pressure sensor	F2	OE 51274210178		
			APS134	Fuel pressure sensor	F2	OE 51274210178		
33.430, 33.440	316/ 324	05/04 →	SAG019	Crankshaft sensor	B3	OE 51271207037		
			SAG069	Crankshaft sensor	B3	OE 51271207038		
			APS134	Fuel pressure sensor	F2	OE 51274210178		
		06/05 →	APS134	Fuel pressure sensor	F2	OE 51274210178		
			APS134	Fuel pressure sensor	F2	OE 51274210178		
33.440	324	06/05 →	SAG069	Crankshaft sensor	B3	OE 51271207038		
			APS134	Fuel pressure sensor	F2	OE 51274210178		
33.480	353	02/06 →	APS134	Fuel pressure sensor	F2	OE 51274210178		
			APS134	Fuel pressure sensor	F2	OE 51274210178		
33.530	390	09/02 →	APS134	Fuel pressure sensor	F2	OE 51274210178		
35.390, 35.400	287/ 294	02/04 →	SAG019	Crankshaft sensor	B3	OE 51271207037		
			SAG069	Crankshaft sensor	B3	OE 51271207038		
			APS134	Fuel pressure sensor	F2	OE 51274210178		
35.400	294	02/04 →	SAG019	Crankshaft sensor	B3	OE 51271207037		
			SAG069	Crankshaft sensor	B3	OE 51271207038		
			APS134	Fuel pressure sensor	F2	OE 51274210178		
		07/06 →	SAG019	Crankshaft sensor	B3	OE 51271207037		
			SAG069	Crankshaft sensor	B3	OE 51271207038		

  	kw			DESCRIPTION	TYPE	
MAN						
TGA						
35.400	294	07/06 →	APS134	Fuel pressure sensor	F2	OE 51274210178
35.430	316	07/06 →	SAG019	Crankshaft sensor	B3	OE 51271207037
			SAG069	Crankshaft sensor	B3	OE 51271207038
			APS134	Fuel pressure sensor	F2	OE 51274210178
			SAG019	Crankshaft sensor	B3	OE 51271207037
			SAG069	Crankshaft sensor	B3	OE 51271207038
			APS134	Fuel pressure sensor	F2	OE 51274210178
			SAG019	Crankshaft sensor	B3	OE 51271207037
			SAG069	Crankshaft sensor	B3	OE 51271207038
			APS134	Fuel pressure sensor	F2	OE 51274210178
35.430, 35.440	316/ 324	02/04 →	SAG019	Crankshaft sensor	B3	OE 51271207037
			SAG069	Crankshaft sensor	B3	OE 51271207038
			APS134	Fuel pressure sensor	F2	OE 51274210178
			SAG019	Crankshaft sensor	B3	OE 51271207037
			SAG069	Crankshaft sensor	B3	OE 51271207038
35.480	353	02/04 →	SAG069	Crankshaft sensor	B3	OE 51271207038
			APS134	Fuel pressure sensor	F2	OE 51274210178
37.350, 37.360	257/ 265	12/04 →	SAG019	Crankshaft sensor	B3	OE 51271207037
			SAG069	Crankshaft sensor	B3	OE 51271207038
			APS134	Fuel pressure sensor	F2	OE 51274210178
			SAG019	Crankshaft sensor	B3	OE 51271207037
			SAG069	Crankshaft sensor	B3	OE 51271207038
			APS134	Fuel pressure sensor	F2	OE 51274210178
			SAG019	Crankshaft sensor	B3	OE 51271207037
			SAG069	Crankshaft sensor	B3	OE 51271207038
			APS134	Fuel pressure sensor	F2	OE 51274210178
37.390, 37.400	287/ 294	12/04 →	SAG019	Crankshaft sensor	B3	OE 51271207037
			SAG069	Crankshaft sensor	B3	OE 51271207038
			APS134	Fuel pressure sensor	F2	OE 51274210178
			SAG019	Crankshaft sensor	B3	OE 51271207037
			SAG069	Crankshaft sensor	B3	OE 51271207038
			APS134	Fuel pressure sensor	F2	OE 51274210178
37.430, 37.440	316/ 324	12/04 →	SAG019	Crankshaft sensor	B3	OE 51271207037
			SAG069	Crankshaft sensor	B3	OE 51271207038
			APS134	Fuel pressure sensor	F2	OE 51274210178
			SAG019	Crankshaft sensor	B3	OE 51271207037
			SAG069	Crankshaft sensor	B3	OE 51271207038
			APS134	Fuel pressure sensor	F2	OE 51274210178
37.480	353	02/06 →	SAG069	Crankshaft sensor	B3	OE 51271207038
			APS134	Fuel pressure sensor	F2	OE 51274210178
39.440	324	07/06 →	APS134	Fuel pressure sensor	F2	OE 51274210178
			SAG019	Crankshaft sensor	B3	OE 51271207037
39.480	353	07/06 →	SAG069	Crankshaft sensor	B3	OE 51271207038
			APS134	Fuel pressure sensor	F2	OE 51274210178
40.440	324	06/05 →	SAG069	Crankshaft sensor	B3	OE 51271207038
			APS134	Fuel pressure sensor	F2	OE 51274210178
41.350, 41.360	257/ 265	12/04 →	SAG019	Crankshaft sensor	B3	OE 51271207037
			SAG069	Crankshaft sensor	B3	OE 51271207038
			APS134	Fuel pressure sensor	F2	OE 51274210178
41.440	324	07/06 →	SAG019	Crankshaft sensor	B3	OE 51271207037
			SAG069	Crankshaft sensor	B3	OE 51271207038
			APS134	Fuel pressure sensor	F2	OE 51274210178

				DESCRIPTION	TYPE	
MAN						
TGA						
41.440	324	07/06 →	SAG019	Crankshaft sensor	B3	OE 51271207037
			SAG069	Crankshaft sensor	B3	OE 51271207038
			APS134	Fuel pressure sensor	F2	OE 51274210178
41.480	353	12/08 →	SAG069	Crankshaft sensor	B3	OE 51271207038
			APS134	Fuel pressure sensor	F2	OE 51274210178
		07/06 →	APS134	Fuel pressure sensor	F2	OE 51274210178
			12/04 →	APS134	Fuel pressure sensor	F2
		07/06 →		SAG069	Crankshaft sensor	B3
			APS134	Fuel pressure sensor	F2	OE 51274210178
41.530	390	12/04 →	APS134	Fuel pressure sensor	F2	OE 51274210178
			APS134	Fuel pressure sensor	F2	OE 51274210178
			APS134	Fuel pressure sensor	F2	OE 51274210178
41.540	397	11/06 →	SAG069	Crankshaft sensor	B3	OE 51271207038
			APS134	Fuel pressure sensor	F2	OE 51274210178
TGL						
10.250	184	04/05 →	SAG069	Crankshaft sensor	B3	OE 51271207038
12.210	151	04/05 →	SAG069	Crankshaft sensor	B3	OE 51271207038
			APS134	Fuel pressure sensor	F2	OE 51274210178
12.240	176	04/05 →	SAG069	Crankshaft sensor	B3	OE 51271207038
			APS134	Fuel pressure sensor	F2	OE 51274210178
8.180	132	04/05 →	SAG069	Crankshaft sensor	B3	OE 51271207038
			APS134	Fuel pressure sensor	F2	OE 51274210178
8.220	162	04/05 →	SAG069	Crankshaft sensor	B3	OE 51271207038
8.250	184	04/05 →	SAG069	Crankshaft sensor	B3	OE 51271207038
TGM						
13.240	176	10/05 →	SAG069	Crankshaft sensor	B3	OE 51271207038
			APS134	Fuel pressure sensor	F2	OE 51274210178
15.290	213	10/05 →	SAG069	Crankshaft sensor	B3	OE 51271207038
15.330	240	10/05 →	SAG069	Crankshaft sensor	B3	OE 51271207038
			APS134	Fuel pressure sensor	F2	OE 51274210178
			SAG069	Crankshaft sensor	B3	OE 51271207038
			APS134	Fuel pressure sensor	F2	OE 51274210178
18.250	184	10/05 →	SAG069	Crankshaft sensor	B3	OE 51271207038
18.330	240	10/05 →	SAG069	Crankshaft sensor	B3	OE 51271207038
			APS134	Fuel pressure sensor	F2	OE 51274210178
26.280	206	10/05 →	SAG069	Crankshaft sensor	B3	OE 51271207038
			APS134	Fuel pressure sensor	F2	OE 51274210178
26.290	213	10/05 →	SAG069	Crankshaft sensor	B3	OE 51271207038
			SAG069	Crankshaft sensor	B3	OE 51271207038
			SAG069	Crankshaft sensor	B3	OE 51271207038
26.340	250	10/05 →	SAG069	Crankshaft sensor	B3	OE 51271207038
TGS						
18.320	235	10/07 →	SAG069	Crankshaft sensor	B3	OE 51271207038
			APS134	Fuel pressure sensor	F2	OE 51274210178
			SAG069	Crankshaft sensor	B3	OE 51271207038
			APS134	Fuel pressure sensor	F2	OE 51274210178
18.350	257	10/07 →	SAG069	Crankshaft sensor	B3	OE 51271207038
			APS134	Fuel pressure sensor	F2	OE 51274210178
			SAG069	Crankshaft sensor	B3	OE 51271207038
18.400	294	10/07 →	APS134	Fuel pressure sensor	F2	OE 51274210178
			SAG069	Crankshaft sensor	B3	OE 51271207038
			APS134	Fuel pressure sensor	F2	OE 51274210178
18.440	324	10/07 →	SAG069	Crankshaft sensor	B3	OE 51271207038
			SAG069	Crankshaft sensor	B3	OE 51271207038

  	kW		 PARTS & SERVICES	DESCRIPTION	TYPE	
MAN						
TGS						
18.480	353	10/07 →	SAG069	Crankshaft sensor	B3	OE 51271207038
			APS134	Fuel pressure sensor	F2	OE 51274210178
18.540	397	10/07 →	SAG069	Crankshaft sensor	B3	OE 51271207038
			APS134	Fuel pressure sensor	F2	OE 51274210178
19.350	257	10/07 →	SAG069	Crankshaft sensor	B3	OE 51271207038
			APS134	Fuel pressure sensor	F2	OE 51274210178
19.390	287	06/08 →	SAG069	Crankshaft sensor	B3	OE 51271207038
			APS134	Fuel pressure sensor	F2	OE 51274210178
19.430	316	10/07 →	SAG069	Crankshaft sensor	B3	OE 51271207038
			APS134	Fuel pressure sensor	F2	OE 51274210178
21.480	353	10/07 →	SAG069	Crankshaft sensor	B3	OE 51271207038
			APS134	Fuel pressure sensor	F2	OE 51274210178
24.440	324	10/07 →	SAG069	Crankshaft sensor	B3	OE 51271207038
			APS134	Fuel pressure sensor	F2	OE 51274210178
24.480	353	10/07 →	SAG069	Crankshaft sensor	B3	OE 51271207038
26.320	235	07/08 →	SAG069	Crankshaft sensor	B3	OE 51271207038
			APS134	Fuel pressure sensor	F2	OE 51274210178
			SAG069	Crankshaft sensor	B3	OE 51271207038
			APS134	Fuel pressure sensor	F2	OE 51274210178
			SAG069	Crankshaft sensor	B3	OE 51271207038
			APS134	Fuel pressure sensor	F2	OE 51274210178
26.360	265	08/08 →	SAG069	Crankshaft sensor	B3	OE 51271207038
			APS134	Fuel pressure sensor	F2	OE 51274210178
			SAG069	Crankshaft sensor	B3	OE 51271207038
			APS134	Fuel pressure sensor	F2	OE 51274210178
26.390	287	06/08 →	SAG069	Crankshaft sensor	B3	OE 51271207038
			APS134	Fuel pressure sensor	F2	OE 51274210178
			SAG069	Crankshaft sensor	B3	OE 51271207038
			APS134	Fuel pressure sensor	F2	OE 51274210178
26.400	294	02/09 →	SAG069	Crankshaft sensor	B3	OE 51271207038
			APS134	Fuel pressure sensor	F2	OE 51274210178
		07/08 →	SAG069	Crankshaft sensor	B3	OE 51271207038
			APS134	Fuel pressure sensor	F2	OE 51274210178
		02/09 →	SAG069	Crankshaft sensor	B3	OE 51271207038
			APS134	Fuel pressure sensor	F2	OE 51274210178
26.430	316	10/07 →	SAG069	Crankshaft sensor	B3	OE 51271207038
			APS134	Fuel pressure sensor	F2	OE 51274210178
26.440	324	07/08 →	SAG069	Crankshaft sensor	B3	OE 51271207038
			APS134	Fuel pressure sensor	F2	OE 51274210178
		10/07 →	SAG069	Crankshaft sensor	B3	OE 51271207038
		02/09 →	SAG069	Crankshaft sensor	B3	OE 51271207038
		10/07 →	SAG069	Crankshaft sensor	B3	OE 51271207038
		05/08 →	SAG069	Crankshaft sensor	B3	OE 51271207038
26.480	353	10/07 →	SAG069	Crankshaft sensor	B3	OE 51271207038
			APS134	Fuel pressure sensor	F2	OE 51274210178
		02/09 →	SAG069	Crankshaft sensor	B3	OE 51271207038
			APS134	Fuel pressure sensor	F2	OE 51274210178
			SAG069	Crankshaft sensor	B3	OE 51271207038
			APS134	Fuel pressure sensor	F2	OE 51274210178
		07/08 →	SAG069	Crankshaft sensor	B3	OE 51271207038
			APS134	Fuel pressure sensor	F2	OE 51274210178
		05/08 →	SAG069	Crankshaft sensor	B3	OE 51271207038
			APS134	Fuel pressure sensor	F2	OE 51274210178

	KW			DESCRIPTION	TYPE	
MAN						
TGS						
28.320	235	07/08 →	SAG069	Crankshaft sensor	B3	OE 51271207038
			APS134	Fuel pressure sensor	F2	OE 51274210178
28.400	294	08/08 →	SAG069	Crankshaft sensor	B3	OE 51271207038
			APS134	Fuel pressure sensor	F2	OE 51274210178
28.430	316	08/08 →	SAG069	Crankshaft sensor	B3	OE 51271207038
			APS134	Fuel pressure sensor	F2	OE 51274210178
32.320	235	08/08 →	SAG069	Crankshaft sensor	B3	OE 51271207038
			APS134	Fuel pressure sensor	F2	OE 51274210178
32.360	265	10/07 →	SAG069	Crankshaft sensor	B3	OE 51271207038
			APS134	Fuel pressure sensor	F2	OE 51274210178
32.400	294	10/07 →	SAG069	Crankshaft sensor	B3	OE 51271207038
			APS134	Fuel pressure sensor	F2	OE 51274210178
32.440	324	08/08 →	SAG069	Crankshaft sensor	B3	OE 51271207038
33.320	235	06/08 →	SAG069	Crankshaft sensor	B3	OE 51271207038
			APS134	Fuel pressure sensor	F2	OE 51274210178
33.350	257	06/08 →	SAG069	Crankshaft sensor	B3	OE 51271207038
			APS134	Fuel pressure sensor	F2	OE 51274210178
			SAG069	Crankshaft sensor	B3	OE 51271207038
			APS134	Fuel pressure sensor	F2	OE 51274210178
33.360	265	06/08 →	SAG069	Crankshaft sensor	B3	OE 51271207038
			APS134	Fuel pressure sensor	F2	OE 51274210178
33.390	287	06/08 →	SAG069	Crankshaft sensor	B3	OE 51271207038
			APS134	Fuel pressure sensor	F2	OE 51274210178
			SAG069	Crankshaft sensor	B3	OE 51271207038
			APS134	Fuel pressure sensor	F2	OE 51274210178
33.400	294	06/08 →	SAG069	Crankshaft sensor	B3	OE 51271207038
			APS134	Fuel pressure sensor	F2	OE 51274210178
		07/08 →	SAG069	Crankshaft sensor	B3	OE 51271207038
			APS134	Fuel pressure sensor	F2	OE 51274210178
33.430	316	06/08 →	SAG069	Crankshaft sensor	B3	OE 51271207038
			APS134	Fuel pressure sensor	F2	OE 51274210178
33.440	324	10/07 →	SAG069	Crankshaft sensor	B3	OE 51271207038
			APS134	Fuel pressure sensor	F2	OE 51274210178
		07/08 →	SAG069	Crankshaft sensor	B3	OE 51271207038
			APS134	Fuel pressure sensor	F2	OE 51274210178
		10/07 →	SAG069	Crankshaft sensor	B3	OE 51271207038
			APS134	Fuel pressure sensor	F2	OE 51274210178
33.480	353	08/08 →	SAG069	Crankshaft sensor	B3	OE 51271207038
			APS134	Fuel pressure sensor	F2	OE 51274210178
33.540	397	02/09 →	SAG069	Crankshaft sensor	B3	OE 51271207038
			APS134	Fuel pressure sensor	F2	OE 51274210178
35.320	235	10/07 →	SAG069	Crankshaft sensor	B3	OE 51271207038
			APS134	Fuel pressure sensor	F2	OE 51274210178
35.360	265	10/07 →	SAG069	Crankshaft sensor	B3	OE 51271207038
			APS134	Fuel pressure sensor	F2	OE 51274210178
35.400	294	06/08 →	SAG069	Crankshaft sensor	B3	OE 51271207038
			APS134	Fuel pressure sensor	F2	OE 51274210178
		10/07 →	SAG069	Crankshaft sensor	B3	OE 51271207038
			APS134	Fuel pressure sensor	F2	OE 51274210178
35.440	324	06/08 →	SAG069	Crankshaft sensor	B3	OE 51271207038
			SAG069	Crankshaft sensor	B3	OE 51271207038
			SAG069	Crankshaft sensor	B3	OE 51271207038
			APS134	Fuel pressure sensor	F2	OE 51274210178
			SAG069	Crankshaft sensor	B3	OE 51271207038

  	kW		 PARTS & SERVICES	DESCRIPTION	TYPE	
MAN						
TGS						
35.480	353	06/08 →	SAG069	Crankshaft sensor	B3	OE 51271207038
			APS134	Fuel pressure sensor	F2	OE 51274210178
35.540	397	06/08 →	SAG069	Crankshaft sensor	B3	OE 51271207038
			APS134	Fuel pressure sensor	F2	OE 51274210178
37.440	324	07/08 →	SAG069	Crankshaft sensor	B3	OE 51271207038
			SAG069	Crankshaft sensor	B3	OE 51271207038
37.540	397	02/09 →	SAG069	Crankshaft sensor	B3	OE 51271207038
			APS134	Fuel pressure sensor	F2	OE 51274210178
40.390	287	10/07 →	SAG069	Crankshaft sensor	B3	OE 51271207038
			APS134	Fuel pressure sensor	F2	OE 51274210178
40.430	316	06/08 →	SAG069	Crankshaft sensor	B3	OE 51271207038
			APS134	Fuel pressure sensor	F2	OE 51274210178
40.440	324	06/08 →	SAG069	Crankshaft sensor	B3	OE 51271207038
			APS134	Fuel pressure sensor	F2	OE 51274210178
			SAG069	Crankshaft sensor	B3	OE 51271207038
			APS134	Fuel pressure sensor	F2	OE 51274210178
			SAG069	Crankshaft sensor	B3	OE 51271207038
			APS134	Fuel pressure sensor	F2	OE 51274210178
40.480	353	06/08 →	SAG069	Crankshaft sensor	B3	OE 51271207038
			APS134	Fuel pressure sensor	F2	OE 51274210178
			SAG069	Crankshaft sensor	B3	OE 51271207038
			APS134	Fuel pressure sensor	F2	OE 51274210178
41.350	257	06/08 →	SAG069	Crankshaft sensor	B3	OE 51271207038
			APS134	Fuel pressure sensor	F2	OE 51274210178
41.360	265	07/08 →	SAG069	Crankshaft sensor	B3	OE 51271207038
			APS134	Fuel pressure sensor	F2	OE 51274210178
41.390	287	06/08 →	SAG069	Crankshaft sensor	B3	OE 51271207038
			APS134	Fuel pressure sensor	F2	OE 51274210178
			SAG069	Crankshaft sensor	B3	OE 51271207038
			APS134	Fuel pressure sensor	F2	OE 51274210178
			SAG069	Crankshaft sensor	B3	OE 51271207038
			APS134	Fuel pressure sensor	F2	OE 51274210178
41.400	294	07/08 →	SAG069	Crankshaft sensor	B3	OE 51271207038
			APS134	Fuel pressure sensor	F2	OE 51274210178
41.440	324	06/08 →	SAG069	Crankshaft sensor	B3	OE 51271207038
			APS134	Fuel pressure sensor	F2	OE 51274210178
			SAG069	Crankshaft sensor	B3	OE 51271207038
			APS134	Fuel pressure sensor	F2	OE 51274210178
41.480	353	06/08 →	SAG069	Crankshaft sensor	B3	OE 51271207038
			APS134	Fuel pressure sensor	F2	OE 51274210178
41.540	397	10/07 →	SAG069	Crankshaft sensor	B3	OE 51271207038
			APS134	Fuel pressure sensor	F2	OE 51274210178
TGX						
18.440	324	10/12 →	SAG069	Crankshaft sensor	B3	OE 51271207038
26.360	265	10/07 →	SAG069	Crankshaft sensor	B3	OE 51271207038
			APS134	Fuel pressure sensor	F2	OE 51274210178
26.400	294	10/07 →	SAG069	Crankshaft sensor	B3	OE 51271207038
			APS134	Fuel pressure sensor	F2	OE 51274210178
26.440	324	10/07 →	SAG069	Crankshaft sensor	B3	OE 51271207038
			APS134	Fuel pressure sensor	F2	OE 51274210178
		09/07 →	SAG069	Crankshaft sensor	B3	OE 51271207038
			APS134	Fuel pressure sensor	F2	OE 51274210178
		12/07 →	SAG069	Crankshaft sensor	B3	OE 51271207038
			APS134	Fuel pressure sensor	F2	OE 51274210178

	KW			DESCRIPTION	TYPE	
MAN						
TGX						
26.440	324	10/12 →	SAG069	Crankshaft sensor	B3	OE 51271207038
			SAG069	Crankshaft sensor	B3	OE 51271207038
26.480	353	10/07 →	SAG069	Crankshaft sensor	B3	OE 51271207038
			APS134	Fuel pressure sensor	F2	OE 51274210178
		09/07 →	SAG069	Crankshaft sensor	B3	OE 51271207038
			APS134	Fuel pressure sensor	F2	OE 51274210178
26.540	397	02/09 →	SAG069	Crankshaft sensor	B3	OE 51271207038
			APS134	Fuel pressure sensor	F2	OE 51274210178
		10/12 →	SAG069	Crankshaft sensor	B3	OE 51271207038
			APS134	Fuel pressure sensor	F2	OE 51274210178
27.440	324	10/12 →	SAG069	Crankshaft sensor	B3	OE 51271207038
			APS134	Fuel pressure sensor	F2	OE 51274210178
28.440	324	10/12 →	SAG069	Crankshaft sensor	B3	OE 51271207038
			APS134	Fuel pressure sensor	F2	OE 51274210178
			SAG069	Crankshaft sensor	B3	OE 51271207038
35.360	265	06/08 →	SAG069	Crankshaft sensor	B3	OE 51271207038
			APS134	Fuel pressure sensor	F2	OE 51274210178
35.440	324	06/08 →	SAG069	Crankshaft sensor	B3	OE 51271207038
MASERATI						
228						
2.8 i	184	12/86 → 12/90	SEN8D	Crankshaft sensor	B3	OE 470069400
		01/88 → 12/90	SZA103	Coolant temperature sensor	E3	
420/430 (69, 78, AF3)						
420 i	138	01/87 → 12/88	SEN8D	Crankshaft sensor	B3	OE 470069400
			SZA103	Coolant temperature sensor	E3	
BITURBO (70, 77)						
2.24V	180	03/89 → 12/94	SEN8D	Crankshaft sensor	B3	OE 470069400
		03/89 → 12/92	SZA103	Coolant temperature sensor	E3	
4.24V	180	04/90 → 12/94	SEN8D	Crankshaft sensor	B3	OE 470069400
		04/90 → 12/92	SZA103	Coolant temperature sensor	E3	
BITURBO Coupé						
2.0	136	07/85 → 04/87	SEN8D	Crankshaft sensor	B3	OE 470069400
		01/86 → 04/87	SZA103	Coolant temperature sensor	E3	
Si 2.0	151	09/87 → 12/88	SEN8D	Crankshaft sensor	B3	OE 470069400
			SZA103	Coolant temperature sensor	E3	
BITURBO Spider						
2.0	136	07/85 → 04/87	SEN8D	Crankshaft sensor	B3	OE 470069400
		01/86 → 04/87	SZA103	Coolant temperature sensor	E3	
GHIBLI II						
2.0 24V Biturbo	225	01/93 → 12/97	PRT06/00	Intake pressure sensor	A3	OE 7750716
		05/92 → 12/97	SEN8D	Crankshaft sensor	B3	OE 470069400
		01/93 → 12/97	SZA103	Coolant temperature sensor	E3	
2.8 24V Biturbo	209	06/92 → 12/97	SEN8D	Crankshaft sensor	B3	OE 470069400
QUATTROPORTE IV						
2.0 Biturbo	211	01/97 → 09/98	PRT06/00	Intake pressure sensor	A3	OE 7750716
		03/94 → 09/98	SEN8D	Crankshaft sensor	B3	OE 470069400
		01/97 → 09/98	SZA103	Coolant temperature sensor	E3	
2.8 Biturbo	209	01/97 → 09/98	PRT06/00	Intake pressure sensor	A3	OE 7750716
		03/94 → 09/98	SEN8D	Crankshaft sensor	B3	OE 470069400
		01/97 → 09/98	SZA103	Coolant temperature sensor	E3	
SHAMAL						
3.2	240	12/89 → 11/95	SEN8D	Crankshaft sensor	B3	OE 470069400
			SEN8M	Crankshaft sensor	B3	
			SZA103	Coolant temperature sensor	E3	

	KW			DESCRIPTION	TYPE	
MAZDA						
2 (DE_, DH_3)						
1.3	55	10/07 → 06/15	SAC044	Camshaft sensor	B2	OE ZJ0118230
		09/10 → 08/13	SAG200	Crankshaft sensor	B3	OE FN1121551
		10/07 → 06/15	SAG213	Crankshaft sensor	B3	OE ZJ0118221
			SPA168	Coolant temperature sensor	E3	OE B3C818840
	63	10/07 → 06/15	SAC044	Camshaft sensor	B2	OE ZJ0118230
		09/10 → 08/13	SAG200	Crankshaft sensor	B3	OE FN1121551
		10/07 → 06/15	SAG213	Crankshaft sensor	B3	OE ZJ0118221
			SPA168	Coolant temperature sensor	E3	OE B3C818840
1.3 MZR	62	01/10 → 06/15	SAC044	Camshaft sensor	B2	OE ZJ0118230
		09/10 → 08/13	SAG200	Crankshaft sensor	B3	OE FN1121551
		01/10 → 06/15	SAG213	Crankshaft sensor	B3	OE ZJ0118221
1.4 MZR-CD	50	01/08 → 06/15	APS112	Intake pressure sensor	A3	OE Y40418211
			SAC100	Camshaft sensor	B2	OE Y40118230
			SAG168	Crankshaft sensor	B3	OE Y40118221
		09/10 → 08/13	SAG200	Crankshaft sensor	B3	OE FN1121551
		01/08 → 06/15	SPA172	Coolant temperature sensor	E3	OE Y402-18-840A
1.5	76	10/07 → 06/15	SAC044	Camshaft sensor	B2	OE ZJ0118230
		09/10 → 08/13	SAG200	Crankshaft sensor	B3	OE FN1121551
		10/07 → 06/15	SAG213	Crankshaft sensor	B3	OE ZJ0118221
			SPA168	Coolant temperature sensor	E3	OE B3C818840
2 (DY)						
1.25	55	04/03 → 06/07	APS13	Intake pressure sensor	A3	OE C20118211
			SAD038	Knock sensor	B1	OE AJ0318921
			SAG008	Crankshaft sensor	B3	OE C20118221
			SAG170	Crankshaft sensor	B3	OE C20221551
			MWSS043	ABS sensor	D1	OE DD324370X; Position: front axle left and right
			MWSS051	ABS sensor	D1	Position: rear axle left and right
			SPA170	Coolant temperature sensor	E3	OE 1E0018510
			SAA112	Oil pressure switches	F1	OE 1E0018501
1.4	59	04/03 → 06/07	APS13	Intake pressure sensor	A3	OE C20118211
			SAD038	Knock sensor	B1	OE AJ0318921
			SAG008	Crankshaft sensor	B3	OE C20118221
			SAG170	Crankshaft sensor	B3	OE C20221551
			MWSS043	ABS sensor	D1	OE DD324370X; Position: front axle left and right
			MWSS051	ABS sensor	D1	Position: rear axle left and right
			SPA170	Coolant temperature sensor	E3	OE 1E0018510
			SAA112	Oil pressure switches	F1	OE 1E0018501
1.4 CD	50	04/03 → 06/07	SAC100	Camshaft sensor	B2	OE Y40118230
			SAG168	Crankshaft sensor	B3	OE Y40118221
			SAG170	Crankshaft sensor	B3	OE C20221551
			MWSS043	ABS sensor	D1	OE DD324370X; Position: front axle left and right
			MWSS051	ABS sensor	D1	Position: rear axle left and right
			SPA172	Coolant temperature sensor	E3	OE Y402-18-840A
SAA118	Oil pressure switches	F1	OE Y40118501			
3 (BK)						
1.6	77	10/03 → 06/09	SAC044	Camshaft sensor	B2	OE ZJ0118230
			SAG200	Crankshaft sensor	B3	OE FN1121551
			SAG213	Crankshaft sensor	B3	OE ZJ0118221
			MWSS045	ABS sensor	D1	OE BP4K43701A; Position: front axle left and right
			MWSS046	ABS sensor	D1	OE BP4K43711A; Position: rear axle left and right

	KW			DESCRIPTION	TYPE	
MAZDA						
3 (BK)						
1.6	77	10/03 → 06/09	SPA168	Coolant temperature sensor	E3	OE B3C818840
1.6 DI Turbo	80	06/04 → 06/09	APS38	Intake pressure sensor	A3	OE Y60118211A
			SAC096	Camshaft sensor	B2	OE Y60118230A
			SAG168	Crankshaft sensor	B3	OE Y40118221
			SAG200	Crankshaft sensor	B3	OE FN1121551
			SPS006	Exhaust gas pressure sensor	C2	OE Y401-20-360
			MWSS045	ABS sensor	D1	OE BP4K43701A; Position: front axle left and right
			MWSS046	ABS sensor	D1	OE BP4K43711A; Position: rear axle left and right
			SPA172	Coolant temperature sensor	E3	OE Y402-18-840A
2.0	110	10/03 → 12/09	SAA118	Oil pressure switches	F1	OE Y40118501
			SAD036	Knock sensor	B1	OE 30757381AA
			SAC001	Camshaft sensor	B2	OE 1F2018194
			SAC044	Camshaft sensor	B2	OE ZJ0118230
			SAG016	Camshaft sensor	B2	OE LF0118221
			SAG200	Crankshaft sensor	B3	OE FN1121551
			MWSS045	ABS sensor	D1	OE BP4K43701A; Position: front axle left and right
			MWSS046	ABS sensor	D1	OE BP4K43711A; Position: rear axle left and right
3 (BL)	77	12/08 → 09/14	SPA116	Fuel temperature sensor	E2	OE FSB918840
		09/11 → 11/13	SAA115	Oil pressure switches	F1	OE LF0118501
		12/08 → 09/14	SAG044	Camshaft sensor	B2	OE ZJ0118230
			SAG200	Crankshaft sensor	B3	OE FN1121551
			SAG213	Crankshaft sensor	B3	OE ZJ0118221
			MWSS045	ABS sensor	D1	OE BP4K43701A; Position: front axle left and right
			MWSS046	ABS sensor	D1	OE BP4K43711A; Position: rear axle left and right
			ATS22	Air temperature sensor	A1	OE Y40418845
1.6 MZR CD	85	09/10 → 05/13	APS123	Intake pressure sensor	A3	OE Y65018845
			SAC099	Camshaft sensor	B2	
			SPS006	Exhaust gas pressure sensor	C2	OE Y401-20-360
			MWSS045	ABS sensor	D1	OE BP4K43701A; Position: front axle left and right
			MWSS046	ABS sensor	D1	OE BP4K43711A; Position: rear axle left and right
			SPA172	Coolant temperature sensor	E3	OE Y402-18-840A
			ATS22	Air temperature sensor	A1	OE Y40418845
	80	12/08 → 05/13	APS123	Intake pressure sensor	A3	OE Y65018845
			SAG168	Crankshaft sensor	B3	OE Y40118221
			SPS006	Exhaust gas pressure sensor	C2	OE Y401-20-360
			MWSS045	ABS sensor	D1	OE BP4K43701A; Position: front axle left and right
			MWSS046	ABS sensor	D1	OE BP4K43711A; Position: rear axle left and right
			SPA172	Coolant temperature sensor	E3	OE Y402-18-840A
			SAAC044	Camshaft sensor	B2	OE ZJ0118230
3 Tre volumi (BK)	77	02/04 → 06/09	SAG200	Crankshaft sensor	B3	OE FN1121551
			SAG213	Crankshaft sensor	B3	OE ZJ0118221

	kW			DESCRIPTION	TYPE	
MAZDA						
3 Tre volumi (BK)						
1.6	77	02/04 → 06/09	MWSS045	ABS sensor	D1	OE BP4K43701A; Position: front axle left and right
			MWSS046	ABS sensor	D1	OE BP4K43711A; Position: rear axle left and right
			SPA168	Coolant temperature sensor	E3	OE B3C818840
1.6 DI Turbo	80	06/04 → 06/09	APS38	Intake pressure sensor	A3	OE Y60118211A
			SAC096	Camshaft sensor	B2	OE Y60118230A
			SAG168	Crankshaft sensor	B3	OE Y40118221
			SAG200	Crankshaft sensor	B3	OE FN1121551
			SPS006	Exhaust gas pressure sensor	C2	OE Y401-20-360
			MWSS045	ABS sensor	D1	OE BP4K43701A; Position: front axle left and right
			MWSS046	ABS sensor	D1	OE BP4K43711A; Position: rear axle left and right
			SPA172	Coolant temperature sensor	E3	OE Y402-18-840A
2.0	110	10/03 → 12/09	SAD036	Knock sensor	B1	OE 30757381AA
			SAC001	Camshaft sensor	B2	OE 1F2018194
			SAG016	Camshaft sensor	B2	OE LF0118221
			SAG200	Crankshaft sensor	B3	OE FN1121551
			MWSS045	ABS sensor	D1	OE BP4K43701A; Position: front axle left and right
			MWSS046	ABS sensor	D1	OE BP4K43711A; Position: rear axle left and right
			SPA116	Fuel temperature sensor	E2	OE FSB918840
			SAA115	Oil pressure switches	F1	OE LF0118501
323 F VI (BJ)						
1.5 16V	65	09/98 → 01/01	SPA168	Coolant temperature sensor	E3	OE B3C818840
			SPA188	Coolant temperature sensor	E3	OE KLK118840
1.6	72	01/01 → 05/04	SAC044	Camshaft sensor	B2	OE ZJ0118230
			SPA168	Coolant temperature sensor	E3	OE B3C818840
5 (CR19)						
1.8	85	02/05 → 05/10	SAD036	Knock sensor	B1	OE 30757381AA
			SAC001	Camshaft sensor	B2	OE 1F2018194; Without cable; Number of poles: 2 - Resistance [Ohm]: 450
			SAC023	Camshaft sensor	B2	Number of poles: 3
			SAG016	Camshaft sensor	B2	OE LF0118221; Resistance [Ohm]: 400 - Number of poles: 2
		09/05 → 05/10	SAG200	Crankshaft sensor	B3	OE FN1121551
		02/05 → 05/10	MWSS045	ABS sensor	D1	OE BP4K43701A; Position: front axle left and right
			MWSS046	ABS sensor	D1	OE BP4K43711A; Position: rear axle left and right
			SPA116	Fuel temperature sensor	E2	OE FSB918840
			SAA115	Oil pressure switches	F1	OE LF0118501
		2.0	107	02/05 → 05/10	SAD036	Knock sensor
SAC001	Camshaft sensor				B2	OE 1F2018194; Without cable; Number of poles: 2 - Resistance [Ohm]: 450
SAC023	Camshaft sensor				B2	Number of poles: 3
SAG016	Camshaft sensor				B2	OE LF0118221; Resistance [Ohm]: 400 - Number of poles: 2
09/05 → 05/10	SAG200			Crankshaft sensor	B3	OE FN1121551

		KW		 PARTS & SERVICES	DESCRIPTION	TYPE	
MAZDA							
5 (CR19)							
2.0	107	02/05 → 05/10	MWSS045	ABS sensor	D1	OE BP4K43701A; Position: front axle left and right	
			MWSS046	ABS sensor	D1	OE BP4K43711A; Position: rear axle left and right	
			SPA116	Fuel temperature sensor	E2	OE FSB918840	
			SAA115	Oil pressure switches	F1	OE LF0118501	
2.0 CD	81	02/05 → 05/10	SAG016	Camshaft sensor	B2	OE LF0118221	
		09/05 → 05/10	SAG200	Crankshaft sensor	B3	OE FN1121551	
		02/05 → 05/10	MWSS045	ABS sensor	D1	OE BP4K43701A; Position: front axle left and right	
			MWSS046	ABS sensor	D1	OE BP4K43711A; Position: rear axle left and right	
			SPA116	Fuel temperature sensor	E2	OE FSB918840	
		SPA168	Coolant temperature sensor	E3	OE B3C818840		
	105	02/05 → 05/10	SAG016	Camshaft sensor	B2	OE LF0118221	
		09/05 → 05/10	SAG200	Crankshaft sensor	B3	OE FN1121551	
		02/05 → 05/10	MWSS045	ABS sensor	D1	OE BP4K43701A; Position: front axle left and right	
			MWSS046	ABS sensor	D1	OE BP4K43711A; Position: rear axle left and right	
			SPA116	Fuel temperature sensor	E2	OE FSB918840	
		SPA168	Coolant temperature sensor	E3	OE B3C818840		
5 (CW)							
1.6 CD	85	09/10 →	APS123	Intake pressure sensor	A3	OE Y65018845	
			SAG167	Crankshaft sensor	B3	OE Y60318221	
		09/10 → 10/13	SAG200	Crankshaft sensor	B3	OE FN1121551	
		09/10 →	SPS006	Exhaust gas pressure sensor	C2	OE Y401-20-360	
			MWSS045	ABS sensor	D1	OE BP4K43701A; Position: front axle left and right	
			MWSS046	ABS sensor	D1	OE BP4K43711A; Position: rear axle left and right	
SPA172	Coolant temperature sensor	E3	OE Y402-18-840A				
2.0	110	09/10 →	SAC023	Camshaft sensor	B2		
		09/10 → 10/13	SAG200	Crankshaft sensor	B3	OE FN1121551	
		09/10 →	MWSS045	ABS sensor	D1	OE BP4K43701A; Position: front axle left and right	
			MWSS046	ABS sensor	D1	OE BP4K43711A; Position: rear axle left and right	
			SPA116	Fuel temperature sensor	E2	OE FSB918840	
6 Hatchback (GG)							
1.8	88	08/02 → 08/07	SAD036	Knock sensor	B1	OE 30757381AA	
			SAC001	Camshaft sensor	B2	OE 1F2018194	
			SPA116	Fuel temperature sensor	E2	OE FSB918840	
			SAA115	Oil pressure switches	F1	OE LF0118501	
2.0	104	08/02 → 08/07	SAD036	Knock sensor	B1	OE 30757381AA	
			SAC001	Camshaft sensor	B2	OE 1F2018194	
			SPA116	Fuel temperature sensor	E2	OE FSB918840	
	108	03/05 → 08/07	SAA115	Oil pressure switches	F1	OE LF0118501	
			SAC001	Camshaft sensor	B2	OE 1F2018194	
			SPA116	Fuel temperature sensor	E2	OE FSB918840	
SAA115	Oil pressure switches	F1	OE LF0118501				
2.0 DI	100	08/02 → 08/07	SAG092	Crankshaft sensor	B3	OE RF5C18230	
		08/02 → 08/05	SAG200	Crankshaft sensor	B3	OE FN1121551	
		08/02 → 08/07	SPA116	Fuel temperature sensor	E2	OE FSB918840	
			SPA168	Coolant temperature sensor	E3	OE B3C818840	

	kW			DESCRIPTION	TYPE		
MAZDA							
6 Hatchback (GG)							
2.0 DI	89	08/02 → 08/07	SAG092	Crankshaft sensor	B3	OE RF5C18230	
			SAG200	Crankshaft sensor	B3	OE FN1121551	
			SPA116	Fuel temperature sensor	E2	OE FSB918840	
			SPA168	Coolant temperature sensor	E3	OE B3C818840	
	105	09/05 → 08/07	SAG200	Crankshaft sensor	B3	OE FN1121551	
		06/05 → 08/07	SPA116	Fuel temperature sensor	E2	OE FSB918840	
			SPA168	Coolant temperature sensor	E3	OE B3C818840	
6 Hatchback (GH)							
2.0 MZR	108	08/07 → 07/13	SAD036	Knock sensor	B1	OE 30757381AA	
			SAG200	Crankshaft sensor	B3	OE FN1121551	
			SPA116	Fuel temperature sensor	E2	OE FSB918840	
			SAA115	Oil pressure switches	F1	OE LF0118501	
2.2 MZR-CD	120	01/09 → 12/12	SAG200	Crankshaft sensor	B3	OE FN1121551	
6 Station wagon (GH)							
2.0 MZR-CD	103	12/07 → 12/10	SAG200	Crankshaft sensor	B3	OE FN1121551	
			SPA168	Coolant temperature sensor	E3	OE B3C818840	
2.2 MZR-CD	120	08/08 → 07/13	SAG200	Crankshaft sensor	B3	OE FN1121551	
6 Station Wagon (GY)							
1.8	88	08/02 → 08/07	SAC001	Camshaft sensor	B2	OE 1F2018194	
			SPA116	Fuel temperature sensor	E2	OE FSB918840	
2.0	104	08/02 → 08/07	SAD036	Knock sensor	B1	OE 30757381AA	
			SAC001	Camshaft sensor	B2	OE 1F2018194	
			SPA116	Fuel temperature sensor	E2	OE FSB918840	
			SAA115	Oil pressure switches	F1	OE LF0118501	
	108	03/05 → 08/07	SAC001	Camshaft sensor	B2	OE 1F2018194	
			SPA116	Fuel temperature sensor	E2	OE FSB918840	
			SAA115	Oil pressure switches	F1	OE LF0118501	
2.0 DI	100	08/02 → 02/05	SAG092	Crankshaft sensor	B3	OE RF5C18230	
			SAG200	Crankshaft sensor	B3	OE FN1121551	
			SPA168	Coolant temperature sensor	E3	OE B3C818840	
	89	08/02 → 08/07	SAG092	Crankshaft sensor	B3	OE RF5C18230	
			08/02 → 08/05	SAG200	Crankshaft sensor	B3	OE FN1121551
			08/02 → 08/07	SPA168	Coolant temperature sensor	E3	OE B3C818840
	105	06/05 → 08/07	SAG200	Crankshaft sensor	B3	OE FN1121551	
			SPA168	Coolant temperature sensor	E3	OE B3C818840	
	626 III (GD)						
	2.0 D	44	07/87 → 07/91	SPA151	Coolant temperature sensor	E3	OE ZZL018707
626 III Hatchback (GD)							
2.0 D	44	07/87 → 07/91	SPA151	Coolant temperature sensor	E3	OE ZZL018707	
626 III Station Wagon (GV)							
2.0 D	44	09/88 → 07/91	SPA151	Coolant temperature sensor	E3	OE ZZL018707	
CX-5 (KE, GH)							
2.2 D	110	04/12 → 02/17	SPA162	Coolant temperature sensor	E3	OE SH01-18-840	
2.2 D AWD	110	04/12 → 02/17	SPA162	Coolant temperature sensor	E3	OE SH01-18-840	
	129	04/12 → 02/17	SPA162	Coolant temperature sensor	E3	OE SH01-18-840	
CX-7 (ER)							
2.2 MZR-CD AWD	127	07/09 → 10/12	SAG200	Crankshaft sensor	B3	OE FN1121551	
DEMIO (DW)							
1.3 16V	46	08/98 → 07/03	SPA168	Coolant temperature sensor	E3	OE B3C818840	
			SPA188	Coolant temperature sensor	E3	OE KLK118840	
1.5 16V	55	04/00 → 07/03	SAG088	Crankshaft sensor	B3	OE FSD18221	
			SPA168	Coolant temperature sensor	E3	OE B3C818840	

	KW			DESCRIPTION	TYPE	
MAZDA						
MPV II (LW)						
2.0 DI	100	07/02 → 02/06	SAG092	Crankshaft sensor	B3	OE RF5C18230
			SPA168	Coolant temperature sensor	E3	OE B3C818840
2.5 V6	125	09/99 → 03/02	SAC098	Camshaft sensor	B2	OE GY0118230
3.0 i V6	147	01/02 → 12/06	SAC098	Camshaft sensor	B2	OE GY0118230
			SAG003	Crankshaft sensor	B3	OE GY0118221
MX-5 II (NB)						
1.6 16V	81	05/98 → 10/05	SPA188	Coolant temperature sensor	E3	OE KLK118840
1.8 16V	103	05/98 → 10/05	SPA168	Coolant temperature sensor	E3	OE B3C818840
			SPA188	Coolant temperature sensor	E3	OE KLK118840
	107	11/00 → 10/05	SPA188	Coolant temperature sensor	E3	OE KLK118840
MX-5 III (NC)						
1.8	93	03/05 → 12/14	SAD036	Knock sensor	B1	OE 30757381AA
			SAC023	Camshaft sensor	B2	
		03/05 → 10/08	SAG200	Crankshaft sensor	B3	OE FN1121551
		03/05 → 12/14	SPA116	Fuel temperature sensor	E2	OE FSB918840
SAA115	Oil pressure switches		F1	OE LF0118501		
2.0	118	07/05 → 12/14	SAD036	Knock sensor	B1	OE 30757381AA
			SAC023	Camshaft sensor	B2	
		07/05 → 10/08	SAG200	Crankshaft sensor	B3	OE FN1121551
		07/05 → 12/14	SPA116	Fuel temperature sensor	E2	OE FSB918840
SAA115	Oil pressure switches		F1	OE LF0118501		
PREMACY (CP)						
1.9	74	07/99 → 03/05	SAC023	Camshaft sensor	B2	
			SAG108	Crankshaft sensor	B3	OE FSD718221B
			SPA168	Coolant temperature sensor	E3	OE B3C818840
2.0 TD	74	07/00 → 03/05	SPA168	Coolant temperature sensor	E3	OE B3C818840
RX-8 (SE, FE)						
1.3	170	10/03 → 06/12	SPA168	Coolant temperature sensor	E3	OE B3C818840
	141	10/03 → 06/12	SPA168	Coolant temperature sensor	E3	OE B3C818840
TRIBUTE (EP)						
3.0 V6 24V 4WD	145	03/00 → 05/08	SAC098	Camshaft sensor	B2	OE GY0118230
			SAG003	Crankshaft sensor	B3	OE GY0118221
3.0 V6 AWD	149	04/04 → 05/08	SAC098	Camshaft sensor	B2	OE GY0118230
			SAG003	Crankshaft sensor	B3	OE GY0118221
MERCEDES-BENZ						
190 (W201)						
2.0 (201.022)	66	10/82 → 10/84	SPA136	Coolant temperature sensor	E3	OE 0085423217
2.0 (201.023)	75	01/86 → 05/90	SAG264	Crankshaft sensor	B3	OE 0021531728
			SPA136	Coolant temperature sensor	E3	OE 0085423217
	77	08/83 → 05/90	SAG264	Crankshaft sensor	B3	OE 0021531728
			SPA136	Coolant temperature sensor	E3	OE 0085423217
2.3	97	09/87 → 09/88	SAG264	Crankshaft sensor	B3	OE 0021531728
			SPA136	Coolant temperature sensor	E3	OE 0085423217
2.3 E	100	08/84 → 09/88	SAG264	Crankshaft sensor	B3	OE 0021531728
		10/82 → 09/88	SPA136	Coolant temperature sensor	E3	OE 0085423217
E 1.8 (201.018)	80	04/90 → 08/93	SAG264	Crankshaft sensor	B3	OE 0021531728
			SPA136	Coolant temperature sensor	E3	OE 0085423217
E 2.0	87	01/85 → 08/93	SAG264	Crankshaft sensor	B3	OE 0021531728
			SPA136	Coolant temperature sensor	E3	OE 0085423217
	93	10/82 → 06/93	SAG264	Crankshaft sensor	B3	OE 0021531728
			SPA136	Coolant temperature sensor	E3	OE 0085423217
E 2.0 (201.024)	83	02/85 → 12/86	SAG264	Crankshaft sensor	B3	OE 0021531728
			SPA136	Coolant temperature sensor	E3	OE 0085423217

	KW			DESCRIPTION	TYPE	
MERCEDES-BENZ						
190 (W201)						
E 2.0 (201.024)	85	02/85 → 12/86	SAG264	Crankshaft sensor	B3	OE 0021531728
			SPA136	Coolant temperature sensor	E3	OE 0085423217
E 2.3	90	10/82 → 06/93	SAG264	Crankshaft sensor	B3	OE 0021531728
			SPA136	Coolant temperature sensor	E3	OE 0085423217
E 2.3 (201.028)	97	09/86 → 08/91	SAG264	Crankshaft sensor	B3	OE 0021531728
			SPA136	Coolant temperature sensor	E3	OE 0085423217
E 2.3-16	125	09/85 → 12/87	SAG264	Crankshaft sensor	B3	OE 0021531728
			SPA136	Coolant temperature sensor	E3	OE 0085423217
E 2.3-16 (201.034)	130	09/85 → 08/88	SAG264	Crankshaft sensor	B3	OE 0021531728
			SPA136	Coolant temperature sensor	E3	OE 0085423217
E 2.5-16	136	04/84 → 01/87	SAG264	Crankshaft sensor	B3	OE 0021531728
			SPA136	Coolant temperature sensor	E3	OE 0085423217
E 2.6	143	03/89 → 08/93	SAG264	Crankshaft sensor	B3	OE 0021531728
			SPA136	Coolant temperature sensor	E3	OE 0085423217
E 2.6 (201.029)	150	09/88 → 08/93	SAG264	Crankshaft sensor	B3	OE 0021531728
			SPA136	Coolant temperature sensor	E3	OE 0085423217
E Evolution II 2.5	173	05/90 → 08/93	SPA136	Coolant temperature sensor	E3	OE 0085423217
ACTROS MP4 / MP5						
1836 LS	265	07/11 →	APS129	Fuel pressure sensor	F2	OE 0051535828
2042 L	310	07/11 →	APS129	Fuel pressure sensor	F2	OE 0051535828
2042 LS	310	07/11 →	APS129	Fuel pressure sensor	F2	OE 0051535828
2043 LS	315	07/11 →	APS129	Fuel pressure sensor	F2	OE 0051535828
2048 LS	350	07/11 →	APS129	Fuel pressure sensor	F2	OE 0051535828
2433 LS	240	07/11 →	APS129	Fuel pressure sensor	F2	OE 0051535828
2436 LS	265	07/11 →	APS129	Fuel pressure sensor	F2	OE 0051535828
2445 LS	330	07/11 →	APS129	Fuel pressure sensor	F2	OE 0051535828
2448 LS	350	07/11 →	APS129	Fuel pressure sensor	F2	OE 0051535828
2533 L	240	07/11 →	APS129	Fuel pressure sensor	F2	OE 0051535828
2536 LS	265	07/11 →	APS129	Fuel pressure sensor	F2	OE 0051535828
2540 L	290	07/11 →	APS129	Fuel pressure sensor	F2	OE 0051535828
2543 L	315	07/11 →	APS129	Fuel pressure sensor	F2	OE 0051535828
2543 LS	315	07/11 →	APS129	Fuel pressure sensor	F2	OE 0051535828
2545 LS	330	07/11 →	APS129	Fuel pressure sensor	F2	OE 0051535828
2551 L	375	07/11 →	APS129	Fuel pressure sensor	F2	OE 0051535828
2636 LS	265	07/11 →	APS129	Fuel pressure sensor	F2	OE 0051535828
2640 L	290	07/11 →	APS129	Fuel pressure sensor	F2	OE 0051535828
2640 LS	290	07/11 →	APS129	Fuel pressure sensor	F2	OE 0051535828
2642 L	310	07/11 →	APS129	Fuel pressure sensor	F2	OE 0051535828
2642 LS	310	07/11 →	APS129	Fuel pressure sensor	F2	OE 0051535828
2643 L	315	07/11 →	APS129	Fuel pressure sensor	F2	OE 0051535828
2645 LS	330	07/11 →	APS129	Fuel pressure sensor	F2	OE 0051535828
2648 L	350	07/11 →	APS129	Fuel pressure sensor	F2	OE 0051535828
3340 L	290	07/11 →	APS129	Fuel pressure sensor	F2	OE 0051535828
3348 L	350	07/11 →	APS129	Fuel pressure sensor	F2	OE 0051535828
3348 LS	350	07/11 →	APS129	Fuel pressure sensor	F2	OE 0051535828
3351 LS	375	07/11 →	APS129	Fuel pressure sensor	F2	OE 0051535828
ANTOS						
1836 L	265	07/12 →	APS129	Fuel pressure sensor	F2	OE 0051535828
1836 LS	265	07/12 →	APS129	Fuel pressure sensor	F2	OE 0051535828
1848 L	350	07/12 →	APS129	Fuel pressure sensor	F2	OE 0051535828
1851 L	375	07/12 →	APS129	Fuel pressure sensor	F2	OE 0051535828
2033 L	240	07/12 →	APS129	Fuel pressure sensor	F2	OE 0051535828
2036 L	265	07/12 →	APS129	Fuel pressure sensor	F2	OE 0051535828
2043 L	315	07/12 →	APS129	Fuel pressure sensor	F2	OE 0051535828
2048 LS	350	07/12 →	APS129	Fuel pressure sensor	F2	OE 0051535828
2440 LS	290	07/12 →	APS129	Fuel pressure sensor	F2	OE 0051535828

	KW			DESCRIPTION	TYPE	
MERCEDES-BENZ						
ANTOS						
2448 LS	350	07/12 →	APS129	Fuel pressure sensor	F2	OE 0051535828
2451 LS	375	07/12 →	APS129	Fuel pressure sensor	F2	OE 0051535828
2542 L	310	07/12 →	APS129	Fuel pressure sensor	F2	OE 0051535828
2543 L	315	07/12 →	APS129	Fuel pressure sensor	F2	OE 0051535828
2543 LS	315	07/12 →	APS129	Fuel pressure sensor	F2	OE 0051535828
2545 LS	330	07/12 →	APS129	Fuel pressure sensor	F2	OE 0051535828
2548 LS	350	07/12 →	APS129	Fuel pressure sensor	F2	OE 0051535828
2633 L	240	07/12 →	APS129	Fuel pressure sensor	F2	OE 0051535828
2636 L	265	07/12 →	APS129	Fuel pressure sensor	F2	OE 0051535828
2640 L	290	07/12 →	APS129	Fuel pressure sensor	F2	OE 0051535828
2640 LS	290	07/12 →	APS129	Fuel pressure sensor	F2	OE 0051535828
2642 L	310	07/12 →	APS129	Fuel pressure sensor	F2	OE 0051535828
2642 LS	310	07/12 →	APS129	Fuel pressure sensor	F2	OE 0051535828
2645 L	330	07/12 →	APS129	Fuel pressure sensor	F2	OE 0051535828
2648 LS	350	07/12 →	APS129	Fuel pressure sensor	F2	OE 0051535828
2651 L	375	07/12 →	APS129	Fuel pressure sensor	F2	OE 0051535828
3336 LS	265	07/12 →	APS129	Fuel pressure sensor	F2	OE 0051535828
3340 L	290	07/12 →	APS129	Fuel pressure sensor	F2	OE 0051535828
3342 LS	310	07/12 →	APS129	Fuel pressure sensor	F2	OE 0051535828
3343 LS	315	07/12 →	APS129	Fuel pressure sensor	F2	OE 0051535828
3345 LS	330	07/12 →	APS129	Fuel pressure sensor	F2	OE 0051535828
3348 LS	350	07/12 →	APS129	Fuel pressure sensor	F2	OE 0051535828
3351 L	375	07/12 →	APS129	Fuel pressure sensor	F2	OE 0051535828
AROCS						
1833	240	01/13 →	APS129	Fuel pressure sensor	F2	OE 0051535828
1833 AK	240	01/13 →	APS129	Fuel pressure sensor	F2	OE 0051535828
1833 LS	240	01/13 →	APS129	Fuel pressure sensor	F2	OE 0051535828
1836 AK	265	01/13 →	APS129	Fuel pressure sensor	F2	OE 0051535828
1836 AS	265	01/13 →	APS129	Fuel pressure sensor	F2	OE 0051535828
1842 K	310	01/13 →	APS129	Fuel pressure sensor	F2	OE 0051535828
1843 K	315	01/13 →	APS129	Fuel pressure sensor	F2	OE 0051535828
2033 AK	240	01/13 →	APS129	Fuel pressure sensor	F2	OE 0051535828
2033 K	240	01/13 →	APS129	Fuel pressure sensor	F2	OE 0051535828
2036 K	265	01/13 →	APS129	Fuel pressure sensor	F2	OE 0051535828
2036 S, 2036 LS	265	01/13 →	APS129	Fuel pressure sensor	F2	OE 0051535828
2040 A	290	01/13 →	APS129	Fuel pressure sensor	F2	OE 0051535828
2042 AS	310	01/13 →	APS129	Fuel pressure sensor	F2	OE 0051535828
2043	315	01/13 →	APS129	Fuel pressure sensor	F2	OE 0051535828
2043 AS	315	01/13 →	APS129	Fuel pressure sensor	F2	OE 0051535828
2043 S, 2043 LS	315	01/13 →	APS129	Fuel pressure sensor	F2	OE 0051535828
2045	330	01/13 →	APS129	Fuel pressure sensor	F2	OE 0051535828; Position: high pressure side; Pressure [bar] up to: 1500
2045 AS	330	01/13 →	APS129	Fuel pressure sensor	F2	OE 0051535828
2045 K	330	01/13 →	APS129	Fuel pressure sensor	F2	OE 0051535828
2045 S, 2045 LS	330	01/13 →	APS129	Fuel pressure sensor	F2	OE 0051535828; Position: high pressure side; Pressure [bar] up to: 1500
2051 A	375	01/13 →	APS129	Fuel pressure sensor	F2	OE 0051535828
2051 AS	375	01/13 →	APS129	Fuel pressure sensor	F2	OE 0051535828
2051 K	375	01/13 →	APS129	Fuel pressure sensor	F2	OE 0051535828
2533 L	240	01/13 →	APS129	Fuel pressure sensor	F2	OE 0051535828
2536 L	265	01/13 →	APS129	Fuel pressure sensor	F2	OE 0051535828
2540 L	290	01/13 →	APS129	Fuel pressure sensor	F2	OE 0051535828
2542 LS	310	01/13 →	APS129	Fuel pressure sensor	F2	OE 0051535828



kW



PARTS & SERVICES

DESCRIPTION

TYPE


MERCEDES-BENZ
AROCS

2543 L	315	01/13 →	APS129	Fuel pressure sensor	F2	OE 0051535828
2543 LS	315	01/13 →	APS129	Fuel pressure sensor	F2	OE 0051535828
2545 LS	330	01/13 →	APS129	Fuel pressure sensor	F2	OE 0051535828
2548 LS	350	01/13 →	APS129	Fuel pressure sensor	F2	OE 0051535828
2551 L	375	01/13 →	APS129	Fuel pressure sensor	F2	OE 0051535828
2551 LS	375	01/13 →	APS129	Fuel pressure sensor	F2	OE 0051535828
2552 L	380	01/14 →	APS129	Fuel pressure sensor	F2	OE 0051535828
2558 L	425	01/14 →	APS129	Fuel pressure sensor	F2	OE 0051535828
2563 L	460	01/14 →	APS129	Fuel pressure sensor	F2	OE 0051535828
2633 K, 2633 LK	240	01/13 →	APS129	Fuel pressure sensor	F2	OE 0051535828
2633, 2633 L	240	01/13 →	APS129	Fuel pressure sensor	F2	OE 0051535828
2640 B, 2640 LB	290	01/13 →	APS129	Fuel pressure sensor	F2	OE 0051535828
2640 LS	290	01/13 →	APS129	Fuel pressure sensor	F2	OE 0051535828
2640, 2640 L	290	01/13 →	APS129	Fuel pressure sensor	F2	OE 0051535828
2642 B, 2642 LB	310	01/13 →	APS129	Fuel pressure sensor	F2	OE 0051535828
2642 K, 2642 LK	310	01/13 →	APS129	Fuel pressure sensor	F2	OE 0051535828
2642 L	310	01/13 →	APS129	Fuel pressure sensor	F2	OE 0051535828
2642 LS	310	01/13 →	APS129	Fuel pressure sensor	F2	OE 0051535828
2642, 2642 L	310	01/13 →	APS129	Fuel pressure sensor	F2	OE 0051535828
2643 B, 2643 LB	315	01/13 →	APS129	Fuel pressure sensor	F2	OE 0051535828
2643 L	315	01/13 →	APS129	Fuel pressure sensor	F2	OE 0051535828
2643 LS	315	01/13 →	APS129	Fuel pressure sensor	F2	OE 0051535828
2645 B, 2645 LB	330	01/13 →	APS129	Fuel pressure sensor	F2	OE 0051535828
2645 L	330	01/13 →	APS129	Fuel pressure sensor	F2	OE 0051535828
2645 LS	330	01/13 →	APS129	Fuel pressure sensor	F2	OE 0051535828
2645 S, 2645 LS	330	01/13 →	APS129	Fuel pressure sensor	F2	OE 0051535828
2648 L	350	01/13 →	APS129	Fuel pressure sensor	F2	OE 0051535828
2651 B, 2651 LB	375	01/13 →	APS129	Fuel pressure sensor	F2	OE 0051535828
2651 LS	375	01/13 →	APS129	Fuel pressure sensor	F2	OE 0051535828
3233 LK	240	01/13 →	APS129	Fuel pressure sensor	F2	OE 0051535828
3233, 3233 L	240	01/13 →	APS129	Fuel pressure sensor	F2	OE 0051535828
3236 B, 3236 LB	265	01/13 →	APS129	Fuel pressure sensor	F2	OE 0051535828
3236 K, 3236 LK	265	01/13 →	APS129	Fuel pressure sensor	F2	OE 0051535828
3236, 3236 L	265	01/13 →	APS129	Fuel pressure sensor	F2	OE 0051535828
3240 K, 3240 LK	290	01/13 →	APS129	Fuel pressure sensor	F2	OE 0051535828
3240 LB	290	01/13 →	APS129	Fuel pressure sensor	F2	OE 0051535828
3242 LB	310	01/13 →	APS129	Fuel pressure sensor	F2	OE 0051535828
3243 L	315	01/13 →	APS129	Fuel pressure sensor	F2	OE 0051535828
3245 K, 3245 LK	330	01/13 →	APS129	Fuel pressure sensor	F2	OE 0051535828
3245 L	330	01/13 →	APS129	Fuel pressure sensor	F2	OE 0051535828
3248 L	350	01/13 →	APS129	Fuel pressure sensor	F2	OE 0051535828
3251 K, 3251 LK	375	01/13 →	APS129	Fuel pressure sensor	F2	OE 0051535828
3251 L	375	01/13 →	APS129	Fuel pressure sensor	F2	OE 0051535828
3251 LB	375	01/13 →	APS129	Fuel pressure sensor	F2	OE 0051535828
3333 AS	240	01/13 →	APS129	Fuel pressure sensor	F2	OE 0051535828
3336 A	265	01/13 →	APS129	Fuel pressure sensor	F2	OE 0051535828
3340 S, 3340 LS	290	01/13 →	APS129	Fuel pressure sensor	F2	OE 0051535828
3340, 3340 L	290	01/13 →	APS129	Fuel pressure sensor	F2	OE 0051535828
3351 K, 3351 LK	375	01/13 →	APS129	Fuel pressure sensor	F2	OE 0051535828
4133 AK	240	01/13 →	APS129	Fuel pressure sensor	F2	OE 0051535828
4133 B	240	01/13 →	APS129	Fuel pressure sensor	F2	OE 0051535828
4133 K	240	01/13 →	APS129	Fuel pressure sensor	F2	OE 0051535828
4136	265	01/13 →	APS129	Fuel pressure sensor	F2	OE 0051535828
4140 B	290	01/13 →	APS129	Fuel pressure sensor	F2	OE 0051535828
4142 AK	310	01/13 →	APS129	Fuel pressure sensor	F2	OE 0051535828

	KW			DESCRIPTION	TYPE	
MERCEDES-BENZ						
AROCS						
4143	315	01/13 →	APS129	Fuel pressure sensor	F2	OE 0051535828
4143 AK	315	01/13 →	APS129	Fuel pressure sensor	F2	OE 0051535828
4148	350	01/13 →	APS129	Fuel pressure sensor	F2	OE 0051535828
CABRIOLET (A124)						
300 CE-24 (124.061)	162	04/92 → 06/93	SAC043	Camshaft sensor	B2	OE 0021539528
			SPA136	Coolant temperature sensor	E3	OE 0085423217
	170	04/92 → 06/93	SAC043	Camshaft sensor	B2	OE 0021539528
			SPA136	Coolant temperature sensor	E3	OE 0085423217
CITAN Combi (415)						
111 CDI (415.703, 415.705)	81	06/13 →	SAC103	Camshaft sensor	B2	OE 6079050700
			SAG209	Crankshaft sensor	B3	OE 6079050300
CITAN Furgonato (415)						
108 CDI (415.601, 415.603)	55	11/12 →	SAC103	Camshaft sensor	B2	OE 6079050700
			SAG209	Crankshaft sensor	B3	OE 6079050300
109 CDI (415.601, 415.603, 415.605)	66	11/12 →	SAC103	Camshaft sensor	B2	OE 6079050700
			SAG209	Crankshaft sensor	B3	OE 6079050300
111 CDI (415.603, 415.605)	81	06/13 →	SAC103	Camshaft sensor	B2	OE 6079050700
			SAG209	Crankshaft sensor	B3	OE 6079050300
			SPS012	Exhaust gas pressure sensor	C2	OE A6079050500
CITARO (O 530)						
Citaro GNG	240	04/00 →	SAD030	Knock sensor	B1	OE 0041536228
CLA Coupé (C117)						
CLA 180 (117.342)	90	01/13 → 03/19	SAC128	Camshaft sensor	B2	OE 2709050400
			MWSS136	ABS sensor	D1	OE 2465402510; Position: front axle left and right
			MWSS137	ABS sensor	D1	OE 2465400417; Position: rear axle left and right
CLA 200 (117.343)	115	01/13 → 03/19	SAC128	Camshaft sensor	B2	OE 2709050400
			MWSS136	ABS sensor	D1	OE 2465402510; Position: front axle left and right
			MWSS137	ABS sensor	D1	OE 2465400417; Position: rear axle left and right
CLA 200 CDI (117.301)	100	06/13 → 08/14	APS33	Intake pressure sensor	A3	OE 0041533028
			SAC127	Camshaft sensor	B2	OE 0061537728
			SAG219	Crankshaft sensor	B3	OE 2761530128
			STS0151	Exhaust gas temperature sensor	C1	OE A0009056704; Position: before turbocharger; Cable length: 320
			SPS014	Exhaust gas pressure sensor	C2	OE A6429050200
			MWSS136	ABS sensor	D1	OE 2465402510; Position: front axle left and right
			MWSS137	ABS sensor	D1	OE 2465400417; Position: rear axle left and right
CLA 220 CDI / d (117.303)	125	01/13 → 03/19	APS33	Intake pressure sensor	A3	OE 0041533028
			SAC127	Camshaft sensor	B2	OE 0061537728
			SAG219	Crankshaft sensor	B3	OE 2761530128
			STS0151	Exhaust gas temperature sensor	C1	OE A0009056704; Position: before turbocharger; Cable length: 320
			SPS014	Exhaust gas pressure sensor	C2	OE A6429050200
			MWSS136	ABS sensor	D1	OE 2465402510; Position: front axle left and right
			MWSS137	ABS sensor	D1	OE 2465400417; Position: rear axle left and right
	130	09/14 → 03/19 09/14 → 06/15	APS33	Intake pressure sensor	A3	OE 0041533028
			SAC127	Camshaft sensor	B2	OE 0061537728

	kw			DESCRIPTION	TYPE		
MERCEDES-BENZ							
CLA Coupé (C117)							
CLA 220 CDI / d (117.303)	130	09/14 → 03/19	SAG219	Crankshaft sensor	B3	OE 2761530128	
			STS0151	Exhaust gas temperature sensor	C1	OE A0009056704; Position: before turbocharger; Cable length: 320	
			SPS014	Exhaust gas pressure sensor	C2	OE A6429050200	
			MWSS136	ABS sensor	D1	OE 2465402510; Position: front axle left and right	
CLA Shooting Brake (X117)							
CLA 180 (117.942)	90	01/15 → 03/19	SAC128	Camshaft sensor	B2	OE 2709050400	
			MWSS136	ABS sensor	D1	OE 2465402510; Position: front axle left and right	
CLA 200 CDI / d (117.908)	100	01/15 → 03/19	APS33	Intake pressure sensor	A3	OE 0041533028	
			SAC127	Camshaft sensor	B2	OE 0061537728	
			SAG219	Crankshaft sensor	B3	OE 2761530128	
			SPS014	Exhaust gas pressure sensor	C2	OE A6429050200	
			MWSS136	ABS sensor	D1	OE 2465402510; Position: front axle left and right	
CLA 220 CDI / d (117.903)	130	01/15 → 03/19	APS33	Intake pressure sensor	A3	OE 0041533028	
		03/15 → 03/19	SAC127	Camshaft sensor	B2	OE 0061537728	
		01/15 → 03/19	SAG219	Crankshaft sensor	B3	OE 2761530128	
			SPS014	Exhaust gas pressure sensor	C2	OE A6429050200	
			MWSS136	ABS sensor	D1	OE 2465402510; Position: front axle left and right	
CLASSE A (W168)							
A 140 (168.031, 168.131)	60	07/97 → 12/97	01/01 → 08/04	SAG146	Crankshaft sensor	B3	OE 0031537228
				ATS21	Air temperature sensor	A1	OE 0005422818
				APS33	Intake pressure sensor	A3	OE 0041533028
				SAD028	Knock sensor	B1	OE 0041534628
				SAD033	Knock sensor	B1	OE 0031538928
				SAC012	Camshaft sensor	B2	OE 0031539728
				SAG023	Crankshaft sensor	B3	OE 0031532728
				MWSS100	ABS sensor	D1	OE 1685400017; Position: left front
				MWSS101	ABS sensor	D1	OE 1685400117; Position: right front
A 160 (168.033, 168.133)	75	07/97 → 12/97	01/01 → 08/04	MWSS102	ABS sensor	D1	OE 1685400317; Position: rear axle left and right
				SPA163	Coolant temperature sensor	E3	OE 0009050700
				SAG146	Crankshaft sensor	B3	OE 0031537228
				ATS21	Air temperature sensor	A1	OE 0005422818
				APS60	Intake pressure sensor	A3	OE 0041533128
				SAC012	Camshaft sensor	B2	OE 0031539728
				SAG023	Crankshaft sensor	B3	OE 0031532728
				MWSS100	ABS sensor	D1	OE 1685400017; Position: left front
				MWSS101	ABS sensor	D1	OE 1685400117; Position: right front
A 160 CDI (168.006)	55	02/01 → 08/04	01/01 → 08/04	MWSS102	ABS sensor	D1	OE 1685400317; Position: rear axle left and right
				SPA163	Coolant temperature sensor	E3	OE 0009050700
				APS130	Fuel pressure sensor	F2	OE 0041531528
				ATS21	Air temperature sensor	A1	OE 0005422818
				APS60	Intake pressure sensor	A3	OE 0041533128
				SAC012	Camshaft sensor	B2	OE 0031539728
				SAG023	Crankshaft sensor	B3	OE 0031532728
				MWSS100	ABS sensor	D1	OE 1685400017; Position: left front
				MWSS101	ABS sensor	D1	OE 1685400117; Position: right front
A 170 CDI (168.008)	66	07/98 → 02/01	01/01 → 08/04	MWSS102	ABS sensor	D1	OE 1685400317; Position: rear axle left and right
				SPA163	Coolant temperature sensor	E3	OE 0009050700
				ATS21	Air temperature sensor	A1	OE 0005422818
				APS60	Intake pressure sensor	A3	OE 0041533128
				SAC012	Camshaft sensor	B2	OE 0031539728
				SAG023	Crankshaft sensor	B3	OE 0031532728
				MWSS100	ABS sensor	D1	OE 1685400017; Position: left front

	KW			DESCRIPTION	TYPE	
MERCEDES-BENZ						
CLASSE A (W168)						
A 170 CDI (168.008)	66	07/98 → 02/01	APS130	Fuel pressure sensor	F2	OE 0041531528
A 170 CDI (168.009, 168.109)	70	02/01 → 08/04	ATS21	Air temperature sensor	A1	OE 0005422818
			APS60	Intake pressure sensor	A3	OE 0041533128
			SAC012	Camshaft sensor	B2	OE 0031539728
			SAG023	Crankshaft sensor	B3	OE 0031532728
			MWSS100	ABS sensor	D1	OE 1685400017; Position: left front
			MWSS101	ABS sensor	D1	OE 1685400117; Position: right front
			MWSS102	ABS sensor	D1	OE 1685400317; Position: rear axle left and right
			SPA163	Coolant temperature sensor	E3	OE 0009050700
A 190 (168.032, 168.132)	92	03/99 → 08/04	APS130	Fuel pressure sensor	F2	OE 0041531528
			ATS21	Air temperature sensor	A1	OE 0005422818
			APS33	Intake pressure sensor	A3	OE 0041533028
			SAD028	Knock sensor	B1	OE 0041534628
			SAD033	Knock sensor	B1	OE 0031538928
			SAC012	Camshaft sensor	B2	OE 0031539728
			SAG023	Crankshaft sensor	B3	OE 0031532728
			MWSS100	ABS sensor	D1	OE 1685400017; Position: left front
MWSS101	ABS sensor	D1	OE 1685400117; Position: right front			
MWSS102	ABS sensor	D1	OE 1685400317; Position: rear axle left and right			
SPA163	Coolant temperature sensor	E3	OE 0009050700			
CLASSE A (W169)						
A 150 (169.031, 169.331)	70	09/04 → 06/12	ATS21	Air temperature sensor	A1	OE 0005422818
			APS33	Intake pressure sensor	A3	OE 0041533028
			SAD028	Knock sensor	B1	OE 0041534628
			SAC012	Camshaft sensor	B2	OE 0031539728
			SAC031	Camshaft sensor	B2	OE 0009050443
			SAG023	Crankshaft sensor	B3	OE 0031532728
			09/04 → 04/09	MWSS135	ABS sensor	D1
A 160 (169.031, 169.331)	70	04/09 → 06/12	ATS21	Air temperature sensor	A1	OE 0005422818
			APS33	Intake pressure sensor	A3	OE 0041533028
			SAD028	Knock sensor	B1	OE 0041534628
			SAC012	Camshaft sensor	B2	OE 0031539728
			SAC031	Camshaft sensor	B2	OE 0009050443
		SAG023	Crankshaft sensor	B3	OE 0031532728	
04/09 → 10/11	MWSS135	ABS sensor	D1	OE 1695400417; Position: front axle left and right		
A 160 CDI (169.006, 169.306)	60	09/04 → 06/12	ATS21	Air temperature sensor	A1	OE 0005422818
			SAC012	Camshaft sensor	B2	OE 0031539728
			SAG023	Crankshaft sensor	B3	OE 0031532728
			STS0023	Exhaust gas temperature sensor	C1	OE A0009055205; Position: before turbocharger; Cable length: 540
			STS0119	Exhaust gas temperature sensor	C1	OE A0051539228; Position: post-catalyst; Cable length: 808
			STS0147	Exhaust gas temperature sensor	C1	OE A0071530928; Cable length: 663
			SPS007	Exhaust gas pressure sensor	C2	OE A0041539528
		09/04 → 10/11	MWSS135	ABS sensor	D1	OE 1695400417; Position: front axle left and right
		09/04 → 06/12	SPA163	Coolant temperature sensor	E3	OE 0009050700
			SPA181	Coolant temperature sensor	E3	OE 0005426218
APS127	Fuel pressure sensor		F2	OE 0041536728		
APS128	Fuel pressure sensor	F2	OE 0041531428			

	KW			DESCRIPTION	TYPE	
MERCEDES-BENZ						
CLASSE A (W169)						
A 170 (169.032, 169.332)	85	09/04 → 06/12	ATS21	Air temperature sensor	A1	OE 0005422818
			APS33	Intake pressure sensor	A3	OE 0041533028
			SAD028	Knock sensor	B1	OE 0041534628
			SAC012	Camshaft sensor	B2	OE 0031539728
		09/04 → 04/09	SAC104	Camshaft sensor	B2	OE 0061536128
		09/04 → 06/12	SAG023	Crankshaft sensor	B3	OE 0031532728
		09/04 → 04/09	MWSS135	ABS sensor	D1	OE 1695400417; Position: front axle left and right
A 180 (169.032, 169.332)	85	04/09 → 06/12	ATS21	Air temperature sensor	A1	OE 0005422818
			APS33	Intake pressure sensor	A3	OE 0041533028
			SAD028	Knock sensor	B1	OE 0041534628
			SAC012	Camshaft sensor	B2	OE 0031539728
			SAC031	Camshaft sensor	B2	OE 0009050443
			SAG023	Crankshaft sensor	B3	OE 0031532728
		04/09 → 10/11	MWSS135	ABS sensor	D1	OE 1695400417; Position: front axle left and right
A 180 CDI (169.007, 169.307)	80	09/04 → 06/12	ATS21	Air temperature sensor	A1	OE 0005422818
			SAC012	Camshaft sensor	B2	OE 0031539728
			SAG023	Crankshaft sensor	B3	OE 0031532728
			STS0119	Exhaust gas temperature sensor	C1	OE A0051539228; Position: post-catalyst; Cable length: 808
			STS0147	Exhaust gas temperature sensor	C1	OE A0071530928; Cable length: 663
			STS0169	Exhaust gas temperature sensor	C1	OE A0051539328; Position: before turbocharger; Cable length: 257
			SPS007	Exhaust gas pressure sensor	C2	OE A0041539528
		09/04 → 10/11	MWSS135	ABS sensor	D1	OE 1695400417; Position: front axle left and right
		09/04 → 06/12	SPA163	Coolant temperature sensor	E3	OE 0009050700
			SPA181	Coolant temperature sensor	E3	OE 0005426218
			APS127	Fuel pressure sensor	F2	OE 0041536728
APS128	Fuel pressure sensor		F2	OE 0041531428		
A 200 (169.033, 169.333)	100	09/04 → 06/12	ATS21	Air temperature sensor	A1	OE 0005422818
			APS33	Intake pressure sensor	A3	OE 0041533028
			SAD028	Knock sensor	B1	OE 0041534628
			SAC012	Camshaft sensor	B2	OE 0031539728
			SAC031	Camshaft sensor	B2	OE 0009050443
			SAG023	Crankshaft sensor	B3	OE 0031532728
		09/04 → 10/11	MWSS135	ABS sensor	D1	OE 1695400417; Position: front axle left and right
		A 200 CDI (169.008, 169.308)	103	09/04 → 06/12	ATS21	Air temperature sensor
SAC012	Camshaft sensor				B2	OE 0031539728
SAG023	Crankshaft sensor				B3	OE 0031532728
STS0119	Exhaust gas temperature sensor				C1	OE A0051539228; Position: post-catalyst; Cable length: 808
STS0147	Exhaust gas temperature sensor				C1	OE A0071530928; Cable length: 663
STS0169	Exhaust gas temperature sensor				C1	OE A0051539328; Position: before turbocharger; Cable length: 257
SPS007	Exhaust gas pressure sensor				C2	OE A0041539528
09/04 → 10/11	MWSS135			ABS sensor	D1	OE 1695400417; Position: front axle left and right
09/04 → 06/12	SPA163			Coolant temperature sensor	E3	OE 0009050700
	SPA181			Coolant temperature sensor	E3	OE 0005426218
	APS127			Fuel pressure sensor	F2	OE 0041536728
	APS128	Fuel pressure sensor	F2	OE 0041531428		

	KW			DESCRIPTION	TYPE	
MERCEDES-BENZ						
CLASSE A (W176)						
A 160 (176.041)	75	07/15 → 05/18	SAC128	Camshaft sensor	B2	OE 2709050400
			MWSS136	ABS sensor	D1	OE 2465402510; Position: front axle left and right
A 160 CDI / d (176.011)	66	06/13 → 05/18	SAC103	Camshaft sensor	B2	OE 6079050700
			SAG209	Crankshaft sensor	B3	OE 6079050300
			SPS012	Exhaust gas pressure sensor	C2	OE A6079050500
			MWSS136	ABS sensor	D1	OE 2465402510; Position: front axle left and right
			MWSS137	ABS sensor	D1	OE 2465400417; Position: rear axle left and right
A 180 (176.042)	90	10/12 → 05/18	SAC128	Camshaft sensor	B2	OE 2709050400
		09/12 → 05/18	MWSS136	ABS sensor	D1	OE 2465402510; Position: front axle left and right
			MWSS137	ABS sensor	D1	OE 2465400417; Position: rear axle left and right
A 180 CDI (176.000)	80	06/12 → 10/14	APS33	Intake pressure sensor	A3	OE 0041533028
			SAC127	Camshaft sensor	B2	OE 0061537728
			SAG219	Crankshaft sensor	B3	OE 2761530128
			STS0091	Exhaust gas temperature sensor	C1	OE A0071539028; Position: before turbocharger; Cable length: 466
			SPS014	Exhaust gas pressure sensor	C2	OE A6429050200
			MWSS136	ABS sensor	D1	OE 2465402510; Position: front axle left and right
			MWSS137	ABS sensor	D1	OE 2465400417; Position: rear axle left and right
A 180 CDI / d (176.012)	80	06/12 → 05/18	SAC103	Camshaft sensor	B2	OE 6079050700
			SAG209	Crankshaft sensor	B3	OE 6079050300
			MWSS136	ABS sensor	D1	OE 2465402510; Position: front axle left and right
			MWSS137	ABS sensor	D1	OE 2465400417; Position: rear axle left and right
A 200 (176.043)	115	06/12 → 05/18	SAD018	Knock sensor	B1	OE 0031538628
		10/12 → 05/18	SAC128	Camshaft sensor	B2	OE 2709050400
		06/12 → 05/18	MWSS136	ABS sensor	D1	OE 2465402510; Position: front axle left and right
			MWSS137	ABS sensor	D1	OE 2465400417; Position: rear axle left and right
A 200 CDI (176.001)	100	06/12 → 10/14	APS33	Intake pressure sensor	A3	OE 0041533028
			SAC127	Camshaft sensor	B2	OE 0061537728
			SAG219	Crankshaft sensor	B3	OE 2761530128
			STS0091	Exhaust gas temperature sensor	C1	OE A0071539028; Position: before turbocharger; Cable length: 466
			STS0151	Exhaust gas temperature sensor	C1	OE A0009056704; Position: before turbocharger; Cable length: 320
			SPS014	Exhaust gas pressure sensor	C2	OE A6429050200
		06/12 → 02/14	MWSS136	ABS sensor	D1	OE 2465402510; Position: front axle left and right
			MWSS137	ABS sensor	D1	OE 2465400417; Position: rear axle left and right
A 200 CDI / d (176.008)	100	02/14 → 05/18	APS33	Intake pressure sensor	A3	OE 0041533028
			SAC127	Camshaft sensor	B2	OE 0061537728
			SAG219	Crankshaft sensor	B3	OE 2761530128
			STS0091	Exhaust gas temperature sensor	C1	OE A0071539028; Position: before turbocharger; Cable length: 466
			SPS014	Exhaust gas pressure sensor	C2	OE A6429050200

	KW			DESCRIPTION	TYPE	
MERCEDES-BENZ						
CLASSE A (W176)						
A 200 CDI / d (176.008)	100	02/14 → 05/18	MWSS136	ABS sensor	D1	OE 2465402510; Position: front axle left and right
			MWSS137	ABS sensor	D1	OE 2465400417; Position: rear axle left and right
A 220 CDI (176.003)	125	09/12 → 05/18	APS33	Intake pressure sensor	A3	OE 0041533028
			SAC127	Camshaft sensor	B2	OE 0061537728
			SAG219	Crankshaft sensor	B3	OE 2761530128
			STS0091	Exhaust gas temperature sensor	C1	OE A0071539028; Position: before turbocharger; Cable length: 466
			SPS014	Exhaust gas pressure sensor	C2	OE A6429050200
			MWSS136	ABS sensor	D1	OE 2465402510; Position: front axle left and right
			MWSS137	ABS sensor	D1	OE 2465400417; Position: rear axle left and right
CLASSE B (W245)						
B 150 (245.231)	70	03/05 → 11/11	ATS21	Air temperature sensor	A1	OE 0005422818
			APS33	Intake pressure sensor	A3	OE 0041533028
			SAD028	Knock sensor	B1	OE 0041534628
			SAD033	Knock sensor	B1	OE 0031538928
			SAC012	Camshaft sensor	B2	OE 0031539728
			SAC031	Camshaft sensor	B2	OE 0009050443
			SAG023	Crankshaft sensor	B3	OE 0031532728
		03/05 → 04/09	MWSS135	ABS sensor	D1	OE 1695400417; Position: front axle left and right
B 170 (245.232)	85	03/05 → 11/11	ATS21	Air temperature sensor	A1	OE 0005422818
			APS33	Intake pressure sensor	A3	OE 0041533028
			SAD028	Knock sensor	B1	OE 0041534628
			SAD033	Knock sensor	B1	OE 0031538928
			SAC012	Camshaft sensor	B2	OE 0031539728
			SAC031	Camshaft sensor	B2	OE 0009050443
			SAG023	Crankshaft sensor	B3	OE 0031532728
		03/05 → 04/09	MWSS135	ABS sensor	D1	OE 1695400417; Position: front axle left and right
B 180 (245.232)	85	04/09 → 11/11	ATS21	Air temperature sensor	A1	OE 0005422818
			APS33	Intake pressure sensor	A3	OE 0041533028
			SAD028	Knock sensor	B1	OE 0041534628
			SAD033	Knock sensor	B1	OE 0031538928
			SAC012	Camshaft sensor	B2	OE 0031539728
			SAC031	Camshaft sensor	B2	OE 0009050443
			SAG023	Crankshaft sensor	B3	OE 0031532728
			MWSS135	ABS sensor	D1	OE 1695400417; Position: front axle left and right
B 180 CDI (245.207)	80	03/05 → 11/11	ATS21	Air temperature sensor	A1	OE 0005422818
			SAC012	Camshaft sensor	B2	OE 0031539728
			SAG023	Crankshaft sensor	B3	OE 0031532728
			STS0119	Exhaust gas temperature sensor	C1	OE A0051539228; Position: post-catalyst; Cable length: 808
			STS0147	Exhaust gas temperature sensor	C1	OE A0071530928; Cable length: 663
			STS0169	Exhaust gas temperature sensor	C1	OE A0051539328; Position: before turbocharger; Cable length: 257
			SPS007	Exhaust gas pressure sensor	C2	OE A0041539528
			MWSS135	ABS sensor	D1	OE 1695400417; Position: front axle left and right
			SPA163	Coolant temperature sensor	E3	OE 0009050700
SPA181	Coolant temperature sensor	E3	OE 0005426218			

	KW			DESCRIPTION	TYPE	
MERCEDES-BENZ						
CLASSE B (W245)						
B 180 CDI (245.207)	80	03/05 → 11/11	APS127	Fuel pressure sensor	F2	OE 0041536728
			APS128	Fuel pressure sensor	F2	OE 0041531428
B 200 (245.233)	100	03/05 → 11/11	ATS21	Air temperature sensor	A1	OE 0005422818
			APS33	Intake pressure sensor	A3	OE 0041533028
			SAD028	Knock sensor	B1	OE 0041534628
			SAD033	Knock sensor	B1	OE 0031538928
			SAC012	Camshaft sensor	B2	OE 0031539728
			SAC031	Camshaft sensor	B2	OE 0009050443
			SAG023	Crankshaft sensor	B3	OE 0031532728
			MWSS135	ABS sensor	D1	OE 1695400417; Position: front axle left and right
			SPA181	Coolant temperature sensor	E3	OE 0005426218
B 200 CDI (245.208)	103	03/05 → 11/11	ATS21	Air temperature sensor	A1	OE 0005422818
			SAC012	Camshaft sensor	B2	OE 0031539728
			SAG023	Crankshaft sensor	B3	OE 0031532728
			STS0119	Exhaust gas temperature sensor	C1	OE A0051539228; Position: post-catalyst; Cable length: 808
			STS0147	Exhaust gas temperature sensor	C1	OE A0071530928; Cable length: 663
			STS0169	Exhaust gas temperature sensor	C1	OE A0051539328; Position: before turbocharger; Cable length: 257
			SPS007	Exhaust gas pressure sensor	C2	OE A0041539528
			MWSS135	ABS sensor	D1	OE 1695400417; Position: front axle left and right
			SPA163	Coolant temperature sensor	E3	OE 0009050700
			SPA181	Coolant temperature sensor	E3	OE 0005426218
			APS127	Fuel pressure sensor	F2	OE 0041536728
			APS128	Fuel pressure sensor	F2	OE 0041531428
CLASSE B (W246, W242)						
B 180 (246.242)	90	11/11 → 12/18	SAD018	Knock sensor	B1	OE 0031538628
		10/12 → 12/18	SAC128	Camshaft sensor	B2	OE 2709050400
		11/11 → 12/18	MWSS136	ABS sensor	D1	OE 2465402510; Position: front axle left and right
			MWSS137	ABS sensor	D1	OE 2465400417; Position: rear axle left and right
B 180 CDI (246.200)	80	11/11 → 08/14	APS33	Intake pressure sensor	A3	OE 0041533028
			SAC127	Camshaft sensor	B2	OE 0061537728
			SAG219	Crankshaft sensor	B3	OE 2761530128
			STS0151	Exhaust gas temperature sensor	C1	OE A0009056704; Position: before turbocharger; Cable length: 320
			SPS014	Exhaust gas pressure sensor	C2	OE A6429050200
			MWSS136	ABS sensor	D1	OE 2465402510; Position: front axle left and right
			MWSS137	ABS sensor	D1	OE 2465400417; Position: rear axle left and right
B 180 CDI / d (246.212)	80	02/13 → 12/18	SAC103	Camshaft sensor	B2	OE 6079050700
			SAG209	Crankshaft sensor	B3	OE 6079050300
			STS0091	Exhaust gas temperature sensor	C1	OE A0071539028; Position: before turbocharger; Cable length: 466
			SPS012	Exhaust gas pressure sensor	C2	OE A6079050500
			MWSS136	ABS sensor	D1	OE 2465402510; Position: front axle left and right
			MWSS137	ABS sensor	D1	OE 2465400417; Position: rear axle left and right
B 200 (246.243)	115	11/11 → 12/18	SAD018	Knock sensor	B1	OE 0031538628
		10/12 → 12/18	SAC128	Camshaft sensor	B2	OE 2709050400

	kW			DESCRIPTION	TYPE	
MERCEDES-BENZ						
CLASSE B (W246, W242)						
B 200 (246.243)	115	11/11 → 12/18	MWSS136	ABS sensor	D1	OE 2465402510; Position: front axle left and right
			MWSS137	ABS sensor	D1	OE 2465400417; Position: rear axle left and right
B 200 CDI (246.201)	100	11/11 → 08/14	APS33	Intake pressure sensor	A3	OE 0041533028
			SAC127	Camshaft sensor	B2	OE 0061537728
			SAG219	Crankshaft sensor	B3	OE 2761530128
			STS0151	Exhaust gas temperature sensor	C1	OE A0009056704; Position: before turbocharger; Cable length: 320
			SPS014	Exhaust gas pressure sensor	C2	OE A6429050200
			MWSS136	ABS sensor	D1	OE 2465402510; Position: front axle left and right
			MWSS137	ABS sensor	D1	OE 2465400417; Position: rear axle left and right
B 200 CDI / d (246.208)	100	08/14 → 12/18	APS33	Intake pressure sensor	A3	OE 0041533028
			SAC127	Camshaft sensor	B2	OE 0061537728
			SAG219	Crankshaft sensor	B3	OE 2761530128
			STS0091	Exhaust gas temperature sensor	C1	OE A0071539028; Position: before turbocharger; Cable length: 466
			SPS014	Exhaust gas pressure sensor	C2	OE A6429050200
			MWSS136	ABS sensor	D1	OE 2465402510; Position: front axle left and right
			MWSS137	ABS sensor	D1	OE 2465400417; Position: rear axle left and right
CLASSE C (W202)						
C 180 (202.018)	90	03/93 → 05/00	SAC016	Camshaft sensor	B2	OE 0031539128
			SAG146	Crankshaft sensor	B3	OE 0031537228
			SAG265	Crankshaft sensor	B3	OE 0031534928
	89	11/94 → 05/00	SAC016	Camshaft sensor	B2	OE 0031539128
			SAG146	Crankshaft sensor	B3	OE 0031537228
			SAG265	Crankshaft sensor	B3	OE 0031534928
C 200 (202.020)	100	01/94 → 05/00	SAC016	Camshaft sensor	B2	OE 0031539128
			SAG265	Crankshaft sensor	B3	OE 0031534928
C 200 CDI (202.134)	75	03/98 → 05/00	SAG146	Crankshaft sensor	B3	OE 0031537228
C 200 D (202.120)	55	03/93 → 05/00	SPA136	Coolant temperature sensor	E3	OE 0085423217
C 200 D (202.122)	65	10/96 → 05/00	SAG146	Crankshaft sensor	B3	OE 0031537228
C 200 Kompressor (202.025)	132	10/95 → 05/00	SAC016	Camshaft sensor	B2	OE 0031539128
	141	11/96 → 05/00	SAC016	Camshaft sensor	B2	OE 0031539128
C 220 (202.022)	110	03/93 → 05/00	SAC043	Camshaft sensor	B2	OE 0021539528
			SAG218	Crankshaft sensor	B3	OE 0031537328
			SAG265	Crankshaft sensor	B3	OE 0031534928
C 220 CDI (202.133)	92	09/97 → 05/00	SAG146	Crankshaft sensor	B3	OE 0031537228
C 220 D (202.021)	55	07/96 → 05/00	SAG146	Crankshaft sensor	B3	OE 0031537228
C 220 D (202.121)	70	08/93 → 05/00	SAG146	Crankshaft sensor	B3	OE 0031537228
C 230 (202.023)	110	06/96 → 06/97	SAC016	Camshaft sensor	B2	OE 0031539128
			SAG146	Crankshaft sensor	B3	OE 0031537228
C 230 Kompressor (202.024)	142	10/95 → 05/00	SAC016	Camshaft sensor	B2	OE 0031539128
C 240 (202.026)	125	06/97 → 05/00	SAG024	Crankshaft sensor	B3	OE 0031539528; OE Quality
			SAG024-1	Crankshaft sensor	B3	OE 0031539528; Aftermarket Quality
C 250 Turbo-D (202.128)	110	10/95 → 05/00	SAG146	Crankshaft sensor	B3	OE 0031537228
C 280 (202.028)	142	05/93 → 05/00	SAC016	Camshaft sensor	B2	OE 0031539128
			SAC043	Camshaft sensor	B2	OE 0021539528
			SAG218	Crankshaft sensor	B3	OE 0031537328

	KW			DESCRIPTION	TYPE	
MERCEDES-BENZ						
CLASSE C (W202)						
C 280 (202.028)	142	05/93 → 05/00	SAG265	Crankshaft sensor	B3	OE 0031534928
C 280 (202.029)	145	06/97 → 05/00	SAG024	Crankshaft sensor	B3	OE 0031539528; OE Quality
			SAG024-1	Crankshaft sensor	B3	OE 0031539528; Aftermarket Quality
C 36 AMG (202.028)	206	05/94 → 05/00	SAC043	Camshaft sensor	B2	OE 0021539528
			SAG218	Crankshaft sensor	B3	OE 0031537328
			SAG265	Crankshaft sensor	B3	OE 0031534928
CLASSE C (W203)						
C 180 (203.035)	95	10/00 → 05/02	SAD028	Knock sensor	B1	OE 0041534628
			SAC111	Camshaft sensor	B2	OE 0041531328
			SAG023	Crankshaft sensor	B3	OE 0031532728
			SAG239	Crankshaft sensor	B3	OE 0031538328
			MWSS069	ABS sensor	D1	OE 2035400417; Position: front axle left and right
			MWSS070	ABS sensor	D1	OE 2035401417; Position: right rear
			MWSS071	ABS sensor	D1	OE 2035401317; Position: left rear
			SPA163	Coolant temperature sensor	E3	OE 0009050700
C 180 Kompressor (203.046)	105	05/02 → 02/07	ATS21	Air temperature sensor	A1	OE 0005422818
			APS60	Intake pressure sensor	A3	OE 0041533128
			SAD028	Knock sensor	B1	OE 0041534628
			SAC012	Camshaft sensor	B2	OE 0031539728
			SAC031	Camshaft sensor	B2	OE 0009050443
			SAC104	Camshaft sensor	B2	OE 0061536128
			SAG023	Crankshaft sensor	B3	OE 0031532728
			SAG239	Crankshaft sensor	B3	OE 0031538328
			MWSS069	ABS sensor	D1	OE 2035400417; Position: front axle left and right
			MWSS070	ABS sensor	D1	OE 2035401417; Position: right rear
			MWSS071	ABS sensor	D1	OE 2035401317; Position: left rear
			SPA163	Coolant temperature sensor	E3	OE 0009050700
C 200 CDI (203.004)	85	09/00 → 06/03	ATS21	Air temperature sensor	A1	OE 0005422818
			APS60	Intake pressure sensor	A3	OE 0041533128
			SAC012	Camshaft sensor	B2	OE 0031539728
			SAG023	Crankshaft sensor	B3	OE 0031532728
			SAG239	Crankshaft sensor	B3	OE 0031538328
			MWSS069	ABS sensor	D1	OE 2035400417; Position: front axle left and right
			MWSS070	ABS sensor	D1	OE 2035401417; Position: right rear
			MWSS071	ABS sensor	D1	OE 2035401317; Position: left rear
			SPA163	Coolant temperature sensor	E3	OE 0009050700
			SPA181	Coolant temperature sensor	E3	OE 0005426218
			APS129	Fuel pressure sensor	F2	OE 0051535828
			APS130	Fuel pressure sensor	F2	OE 0041531528
C 200 CDI (203.007)	90	04/03 → 02/07	ATS21	Air temperature sensor	A1	OE 0005422818
			APS60	Intake pressure sensor	A3	OE 0041533128
			SAC012	Camshaft sensor	B2	OE 0031539728
			SAG023	Crankshaft sensor	B3	OE 0031532728
			SAG239	Crankshaft sensor	B3	OE 0031538328
			STS0023	Exhaust gas temperature sensor	C1	OE A0009055205; Position: for soot particulate filter; Cable length: 540
			SPS007	Exhaust gas pressure sensor	C2	OE A0041539528
			MWSS069	ABS sensor	D1	OE 2035400417; Position: front axle left and right
			MWSS070	ABS sensor	D1	OE 2035401417; Position: right rear



kW



PARTS & SERVICES

DESCRIPTION

TYPE


MERCEDES-BENZ
CLASSE C (W203)

Model	kW	Duration	Part Code	Description	Type	OE Part Number / Position
C 200 CDI (203.007)	90	04/03 → 02/07	MWSS071	ABS sensor	D1	OE 2035401317; Position: left rear
			SPA163	Coolant temperature sensor	E3	OE 0009050700
			SPA181	Coolant temperature sensor	E3	OE 0005426218
			APS127	Fuel pressure sensor	F2	OE 0041536728
C 200 Kompressor (203.042)	120	05/02 → 02/07	ATS21	Air temperature sensor	A1	OE 0005422818
			APS60	Intake pressure sensor	A3	OE 0041533128
			SAD028	Knock sensor	B1	OE 0041534628
			SAC012	Camshaft sensor	B2	OE 0031539728
		09/02 → 02/07	SAC104	Camshaft sensor	B2	OE 0061536128
		05/02 → 02/07	SAG023	Crankshaft sensor	B3	OE 0031532728
			SAG239	Crankshaft sensor	B3	OE 0031538328
			MWSS069	ABS sensor	D1	OE 2035400417; Position: front axle left and right
			MWSS070	ABS sensor	D1	OE 2035401417; Position: right rear
			MWSS071	ABS sensor	D1	OE 2035401317; Position: left rear
SPA163	Coolant temperature sensor		E3	OE 0009050700		
C 200 Kompressor (203.045)	120	05/00 → 06/02	APS60	Intake pressure sensor	A3	OE 0041533128
			SAD028	Knock sensor	B1	OE 0041534628
			SAC111	Camshaft sensor	B2	OE 0041531328
			SAG023	Crankshaft sensor	B3	OE 0031532728
			SAG239	Crankshaft sensor	B3	OE 0031538328
			MWSS069	ABS sensor	D1	OE 2035400417; Position: front axle left and right
			MWSS070	ABS sensor	D1	OE 2035401417; Position: right rear
			MWSS071	ABS sensor	D1	OE 2035401317; Position: left rear
			SPA163	Coolant temperature sensor	E3	OE 0009050700
			SPA181	Coolant temperature sensor	E3	OE 0005426218
C 220 CDI (203.006)	105	05/00 → 02/07	ATS21	Air temperature sensor	A1	OE 0005422818
			APS60	Intake pressure sensor	A3	OE 0041533128
			SAC012	Camshaft sensor	B2	OE 0031539728
			SAG023	Crankshaft sensor	B3	OE 0031532728
			SAG239	Crankshaft sensor	B3	OE 0031538328
			MWSS069	ABS sensor	D1	OE 2035400417; Position: front axle left and right
			MWSS070	ABS sensor	D1	OE 2035401417; Position: right rear
			MWSS071	ABS sensor	D1	OE 2035401317; Position: left rear
			SPA163	Coolant temperature sensor	E3	OE 0009050700
			SPA181	Coolant temperature sensor	E3	OE 0005426218
			APS129	Fuel pressure sensor	F2	OE 0051535828
			APS130	Fuel pressure sensor	F2	OE 0041531528
			C 220 CDI (203.008)	110	02/03 → 02/07	ATS21
APS60	Intake pressure sensor	A3				OE 0041533128
APS104	Intake pressure sensor	A3				OE 0041538428
SAC012	Camshaft sensor	B2				OE 0031539728
SAG023	Crankshaft sensor	B3				OE 0031532728
SAG239	Crankshaft sensor	B3				OE 0031538328
STS0023	Exhaust gas temperature sensor	C1				OE A0009055205; Cable length: 540
SPS007	Exhaust gas pressure sensor	C2				OE A0041539528
MWSS069	ABS sensor	D1				OE 2035400417; Position: front axle left and right
MWSS070	ABS sensor	D1				OE 2035401417; Position: right rear
MWSS071	ABS sensor	D1				OE 2035401317; Position: left rear
SPA163	Coolant temperature sensor	E3				OE 0009050700
SPA181	Coolant temperature sensor	E3				OE 0005426218
APS127	Fuel pressure sensor	F2	OE 0041536728			

	KW			DESCRIPTION	TYPE			
MERCEDES-BENZ								
CLASSE C (W203)								
C 240 (203.061)	125	05/00 → 02/07	APS33	Intake pressure sensor	A3	OE 0041533028		
			SAD018	Knock sensor	B1	OE 0031538628		
			SAC012	Camshaft sensor	B2	OE 0031539728		
			SAC104	Camshaft sensor	B2	OE 0061536128		
			SAG023	Crankshaft sensor	B3	OE 0031532728		
			SAG239	Crankshaft sensor	B3	OE 0031538328		
			MWSS069	ABS sensor	D1	OE 2035400417; Position: front axle left and right		
			MWSS070	ABS sensor	D1	OE 2035401417; Position: right rear		
			MWSS071	ABS sensor	D1	OE 2035401317; Position: left rear		
C 270 CDI (203.016)	125	12/00 → 02/07	SPA163	Coolant temperature sensor	E3	OE 0009050700		
			ATS21	Air temperature sensor	A1	OE 0005422818		
			APS60	Intake pressure sensor	A3	OE 0041533128		
			SAC012	Camshaft sensor	B2	OE 0031539728		
			SAG023	Crankshaft sensor	B3	OE 0031532728		
			SAG239	Crankshaft sensor	B3	OE 0031538328		
			MWSS069	ABS sensor	D1	OE 2035400417; Position: front axle left and right		
			MWSS070	ABS sensor	D1	OE 2035401417; Position: right rear		
			MWSS071	ABS sensor	D1	OE 2035401317; Position: left rear		
C 180 CDI (204.000)	88	01/11 → 01/14	SPA163	Coolant temperature sensor	E3	OE 0009050700		
			SPA181	Coolant temperature sensor	E3	OE 0005426218		
			APS130	Fuel pressure sensor	F2	OE 0041531528		
			APS33	Intake pressure sensor	A3	OE 0041533028		
			SAC127	Camshaft sensor	B2	OE 0061537728		
			SAG023	Crankshaft sensor	B3	OE 0031532728		
			STS0061	Exhaust gas temperature sensor	C1	OE A0009056404; Position: before turbocharger; Cable length: 384		
			STS0091	Exhaust gas temperature sensor	C1	OE A0071539028; Position: before soot particulate filter; Cable length: 466		
			STS0205	Exhaust gas temperature sensor	C1	OE A0019050700; Cable length: 255		
C 180 CGI (204.031)	115	01/08 → 01/14	SPS007	Exhaust gas pressure sensor	C2	OE A0041539528		
			MWSS084	ABS sensor	D1	OE 2049050000; Position: front axle left and right		
			MWSS085	ABS sensor	D1	OE 2049050100; Position: rear axle left and right		
		04/12 → 01/14	SAC128	Camshaft sensor	B2	OE 2709050400		
		04/09 → 01/14	MWSS150	ABS sensor	D1	OE 2049052905; Position: front axle left and right		
			MWSS150	ABS sensor	D1	OE 2049052905; Position: front axle left and right		
		C 180 CGI (204.049)	115	01/07 → 01/14	APS33	Intake pressure sensor	A3	OE 0041533028
					SAD028	Knock sensor	B1	OE 0041534628
					SAC031	Camshaft sensor	B2	OE 0009050443
SAG023	Crankshaft sensor				B3	OE 0031532728		
SAG239	Crankshaft sensor				B3	OE 0031538328		
04/09 → 01/14	MWSS084				ABS sensor	D1	OE 2049050000; Position: front axle left and right	



kW



PARTS & SERVICES

DESCRIPTION

TYPE


MERCEDES-BENZ
CLASSE C (W204)

C 180 CGI (204.049)	115	04/09 → 01/14	MWSS085	ABS sensor	D1	OE 2049050100; Position: rear axle left and right			
			MWSS150	ABS sensor	D1	OE 2049052905; Position: front axle left and right			
C 180 Kompressor (204.044, 204.045)	115	01/08 → 01/14	ATS21	Air temperature sensor	A1	OE 0005422818			
			APS60	Intake pressure sensor	A3	OE 0041533128			
			SAD028	Knock sensor	B1	OE 0041534628			
			SAC012	Camshaft sensor	B2	OE 0031539728			
			SAC031	Camshaft sensor	B2	OE 0009050443			
			SAG023	Crankshaft sensor	B3	OE 0031532728			
			SAG239	Crankshaft sensor	B3	OE 0031538328			
			MWSS084	ABS sensor	D1	OE 2049050000; Position: front axle left and right			
			MWSS085	ABS sensor	D1	OE 2049050100; Position: rear axle left and right			
MWSS150	ABS sensor	D1	OE 2049052905; Position: front axle left and right						
C 180 Kompressor (204.046)	115	01/07 → 01/14	ATS21	Air temperature sensor	A1	OE 0005422818			
			APS60	Intake pressure sensor	A3	OE 0041533128			
			SAD028	Knock sensor	B1	OE 0041534628			
			SAC012	Camshaft sensor	B2	OE 0031539728			
			SAC031	Camshaft sensor	B2	OE 0009050443			
			SAC104	Camshaft sensor	B2	OE 0061536128			
	01/07 → 10/08	01/07 → 01/14	SAG023	Crankshaft sensor	B3	OE 0031532728			
			SAG239	Crankshaft sensor	B3	OE 0031538328			
			MWSS084	ABS sensor	D1	OE 2049050000; Position: front axle left and right			
	03/07 → 01/14	03/07 → 01/14	MWSS085	ABS sensor	D1	OE 2049050100; Position: rear axle left and right			
			MWSS150	ABS sensor	D1	OE 2049052905; Position: front axle left and right			
			SPA163	Coolant temperature sensor	E3	OE 0009050700			
C 200 CDI (204.001)	100	01/11 → 01/14	APS33	Intake pressure sensor	A3	OE 0041533028			
			SAC127	Camshaft sensor	B2	OE 0061537728			
			SAG023	Crankshaft sensor	B3	OE 0031532728			
			STS0061	Exhaust gas temperature sensor	C1	OE A0009056404; Position: before turbocharger; Cable length: 384			
			STS0091	Exhaust gas temperature sensor	C1	OE A0071539028; Position: before soot particulate filter; Cable length: 466			
			STS0205	Exhaust gas temperature sensor	C1	OE A0019050700; Cable length: 255			
			SPS007	Exhaust gas pressure sensor	C2	OE A0041539528			
			MWSS084	ABS sensor	D1	OE 2049050000; Position: front axle left and right			
			MWSS085	ABS sensor	D1	OE 2049050100; Position: rear axle left and right			
			MWSS150	ABS sensor	D1	OE 2049052905; Position: front axle left and right			
			C 200 CDI (204.007, 204.006)	100	01/07 → 12/09	ATS21	Air temperature sensor	A1	OE 0005422818
						APS33	Intake pressure sensor	A3	OE 0041533028
SAD028	Knock sensor	B1				OE 0041534628			
SAC012	Camshaft sensor	B2				OE 0031539728			
SAG023	Crankshaft sensor	B3				OE 0031532728			
SAG239	Crankshaft sensor	B3				OE 0031538328			

	KW			DESCRIPTION	TYPE		
MERCEDES-BENZ							
CLASSE C (W204)							
C 200 CDI (204.007, 204.006)	100	01/07 → 12/09	STS0035	Exhaust gas temperature sensor	C1	OE A0009058804; Position: before soot particulate filter; Cable length: 635	
			STS0061	Exhaust gas temperature sensor	C1	OE A0009056404; Position: before turbocharger; Cable length: 384	
			STS0195	Exhaust gas temperature sensor	C1	OE A0019053000; Position: before soot particulate filter; Cable length: 1155	
			STS0199	Exhaust gas temperature sensor	C1	OE A0051531728; Position: exhaust pipe at exhaust turbocharger; Cable length: 470	
			STS0205	Exhaust gas temperature sensor	C1	OE A0019050700; Position: for soot particulate filter; Cable length: 255	
			SPS007	Exhaust gas pressure sensor	C2	OE A0041539528	
	03/07 → 12/09	MWSS084	ABS sensor	D1	OE 2049050000; Position: front axle left and right		
		MWSS085	ABS sensor	D1	OE 2049050100; Position: rear axle left and right		
		MWSS150	ABS sensor	D1	OE 2049052905; Position: front axle left and right		
	01/07 → 12/09	SPA163	Coolant temperature sensor	E3	OE 0009050700		
		SPA181	Coolant temperature sensor	E3	OE 0005426218		
	C 200 CGI (204.048)	135	01/07 → 01/14	ATS21	Air temperature sensor	A1	OE 0005422818
APS33				Intake pressure sensor	A3	OE 0041533028	
SAD028				Knock sensor	B1	OE 0041534628	
SAC012				Camshaft sensor	B2	OE 0031539728	
SAC031				Camshaft sensor	B2	OE 0009050443	
SAG023				Crankshaft sensor	B3	OE 0031532728	
SAG239				Crankshaft sensor	B3	OE 0031538328	
04/09 → 01/14		MWSS084	ABS sensor	D1	OE 2049050000; Position: front axle left and right		
		MWSS085	ABS sensor	D1	OE 2049050100; Position: rear axle left and right		
		MWSS150	ABS sensor	D1	OE 2049052905; Position: front axle left and right		
C 200 Kompressor (204.041)		135	01/07 → 01/14	ATS21	Air temperature sensor	A1	OE 0005422818
				APS60	Intake pressure sensor	A3	OE 0041533128
	SAD028			Knock sensor	B1	OE 0041534628	
	SAC012			Camshaft sensor	B2	OE 0031539728	
	SAC031			Camshaft sensor	B2	OE 0009050443	
	SAG023			Crankshaft sensor	B3	OE 0031532728	
	SAG239			Crankshaft sensor	B3	OE 0031538328	
	03/07 → 01/14	MWSS084	ABS sensor	D1	OE 2049050000; Position: front axle left and right		
		MWSS085	ABS sensor	D1	OE 2049050100; Position: rear axle left and right		
		MWSS150	ABS sensor	D1	OE 2049052905; Position: front axle left and right		
	01/07 → 01/14	SPA163	Coolant temperature sensor	E3	OE 0009050700		
	C 220 CDI (204.002)	125	12/08 → 01/14	ATS21	Air temperature sensor	A1	OE 0005422818
APS33				Intake pressure sensor	A3	OE 0041533028	
SAC127				Camshaft sensor	B2	OE 0061537728	
SAG023				Crankshaft sensor	B3	OE 0031532728	
SAG219				Crankshaft sensor	B3	OE 2761530128	
SAG239				Crankshaft sensor	B3	OE 0031538328	



kW



PARTS & SERVICES

DESCRIPTION

TYPE


MERCEDES-BENZ
CLASSE C (W204)

Model	kW	Duration	Part Code	Description	Type	Notes
C 220 CDI (204.002)	125	12/08 → 01/14	STS0061	Exhaust gas temperature sensor	C1	OE A0009056404; Position: before turbocharger; Cable length: 384
			STS0091	Exhaust gas temperature sensor	C1	OE A0071539028; Position: before soot particulate filter; Cable length: 466
			STS0205	Exhaust gas temperature sensor	C1	OE A0019050700; Cable length: 255
			SPS007	Exhaust gas pressure sensor	C2	OE A0041539528
			MWSS084	ABS sensor	D1	OE 2049050000; Position: front axle left and right
			MWSS085	ABS sensor	D1	OE 2049050100; Position: rear axle left and right
			MWSS150	ABS sensor	D1	OE 2049052905; Position: front axle left and right
C 220 CDI (204.008)	125	01/07 → 11/08	ATS21	Air temperature sensor	A1	OE 0005422818
			APS33	Intake pressure sensor	A3	OE 0041533028
			SAC012	Camshaft sensor	B2	OE 0031539728
			SAG023	Crankshaft sensor	B3	OE 0031532728
			SAG239	Crankshaft sensor	B3	OE 0031538328
		STS0035	Exhaust gas temperature sensor	C1	OE A0009058804; Position: before soot particulate filter; Cable length: 635	
		STS0061	Exhaust gas temperature sensor	C1	OE A0009056404; Position: before turbocharger; Cable length: 384	
		STS0199	Exhaust gas temperature sensor	C1	OE A0051531728; Position: exhaust pipe at exhaust turbocharger; Cable length: 470	
		STS0205	Exhaust gas temperature sensor	C1	OE A0019050700; Position: for soot particulate filter; Cable length: 255	
		SPS007	Exhaust gas pressure sensor	C2	OE A0041539528	
		03/07 → 11/08	MWSS084	ABS sensor	D1	OE 2049050000; Position: front axle left and right
		MWSS085	ABS sensor	D1	OE 2049050100; Position: rear axle left and right	
		MWSS150	ABS sensor	D1	OE 2049052905; Position: front axle left and right	
01/07 → 11/08	SPA163	Coolant temperature sensor	E3	OE 0009050700		
SPA181	Coolant temperature sensor	E3	OE 0005426218			
C 250 CDI (204.003)	150	08/08 → 01/14	ATS21	Air temperature sensor	A1	OE 0005422818
			APS33	Intake pressure sensor	A3	OE 0041533028
			SAC127	Camshaft sensor	B2	OE 0061537728
			SAG023	Crankshaft sensor	B3	OE 0031532728
			SAG219	Crankshaft sensor	B3	OE 2761530128
		STS0061	Exhaust gas temperature sensor	C1	OE A0009056404; Position: before turbocharger; Cable length: 384	
		STS0091	Exhaust gas temperature sensor	C1	OE A0071539028; Position: before soot particulate filter; Cable length: 466	
		STS0205	Exhaust gas temperature sensor	C1	OE A0019050700; Cable length: 255	
		SPS007	Exhaust gas pressure sensor	C2	OE A0041539528	
		10/08 → 01/14	MWSS084	ABS sensor	D1	OE 2049050000; Position: front axle left and right

	KW			DESCRIPTION	TYPE	
MERCEDES-BENZ						
CLASSE C (W204)						
C 250 CDI (204.003)	150	10/08 → 01/14	MWSS085	ABS sensor	D1	OE 2049050100; Position: rear axle left and right
			MWSS150	ABS sensor	D1	OE 2049052905; Position: front axle left and right
		08/08 → 01/14	SPA181	Coolant temperature sensor	E3	OE 0005426218
C 320 CDI (204.022)	165	01/07 → 01/14	ATS21	Air temperature sensor	A1	OE 0005422818
			APS33	Intake pressure sensor	A3	OE 0041533028
			SAC012	Camshaft sensor	B2	OE 0031539728
			SAG248	Crankshaft sensor	B3	OE 0041538728
			SPS007	Exhaust gas pressure sensor	C2	OE A0041539528
		03/07 → 01/14	MWSS084	ABS sensor	D1	OE 2049050000; Position: front axle left and right
			MWSS085	ABS sensor	D1	OE 2049050100; Position: rear axle left and right
			MWSS150	ABS sensor	D1	OE 2049052905; Position: front axle left and right
01/07 → 01/14	SPA181	Coolant temperature sensor	E3	OE 0005426218		
	APS128	Fuel pressure sensor	F2	OE 0041531428		
CLASSE C (W205)						
C 180 (205.040, 205.140)	115	03/14 →	SAC128	Camshaft sensor	B2	OE 2709050400
C 200 (205.042)	135	12/13 → 08/18	SAC128	Camshaft sensor	B2	OE 2709050400
C 200 d (205.007)	100	10/15 → 05/18	SAG023	Crankshaft sensor	B3	OE 0031532728
			SAG219	Crankshaft sensor	B3	OE 2761530128
C 220 BlueTEC / d (205.002, 205.004)	125	02/14 → 05/18	APS33	Intake pressure sensor	A3	OE 0041533028
			SAC127	Camshaft sensor	B2	OE 0061537728
			SAG023	Crankshaft sensor	B3	OE 0031532728
			SAG219	Crankshaft sensor	B3	OE 2761530128
			STS0091	Exhaust gas temperature sensor	C1	OE A0071539028; Position: for catalytic converter; Cable length: 466
			STS0185	Exhaust gas temperature sensor	C1	OE A0009059004; Position: for catalytic converter; Cable length: 475
C 250 BlueTEC / d (205.008, 205.006)	150	02/14 → 05/18	APS33	Intake pressure sensor	A3	OE 0041533028
			SAC127	Camshaft sensor	B2	OE 0061537728
			SAG023	Crankshaft sensor	B3	OE 0031532728
			SAG219	Crankshaft sensor	B3	OE 2761530128
			STS0091	Exhaust gas temperature sensor	C1	OE A0071539028; Position: for catalytic converter; Cable length: 466
CLASSE C Coupé (C204)						
C 220 CDI (204.302)	125	06/11 →	APS33	Intake pressure sensor	A3	OE 0041533028
			SAC127	Camshaft sensor	B2	OE 0061537728
			SAG023	Crankshaft sensor	B3	OE 0031532728
			SAG219	Crankshaft sensor	B3	OE 2761530128
			STS0061	Exhaust gas temperature sensor	C1	OE A0009056404; Position: before turbocharger; Cable length: 384
			STS0091	Exhaust gas temperature sensor	C1	OE A0071539028; Position: before soot particulate filter; Cable length: 466
			STS0205	Exhaust gas temperature sensor	C1	OE A0019050700; Position: before soot particulate filter; Cable length: 255
SPS007	Exhaust gas pressure sensor	C2	OE A0041539528			

	kW			DESCRIPTION	TYPE	
MERCEDES-BENZ						
CLASSE C Coupé (C204)						
C 220 CDI (204.302)	125	06/11 →	MWSS085	ABS sensor	D1	OE 2049050100; Position: rear axle left and right
			MWSS150	ABS sensor	D1	OE 2049052905; Position: front axle left and right
C 250 CDI (204.303)	150	06/11 →	APS33	Intake pressure sensor	A3	OE 0041533028
			SAC127	Camshaft sensor	B2	OE 0061537728
			SAG023	Crankshaft sensor	B3	OE 0031532728
			SAG219	Crankshaft sensor	B3	OE 2761530128
			STS0061	Exhaust gas temperature sensor	C1	OE A0009056404; Position: before turbocharger; Cable length: 384
			STS0091	Exhaust gas temperature sensor	C1	OE A0071539028; Position: before soot particulate filter; Cable length: 466
			STS0205	Exhaust gas temperature sensor	C1	OE A0019050700; Position: before soot particulate filter; Cable length: 255
			SPS007	Exhaust gas pressure sensor	C2	OE A0041539528
			MWSS085	ABS sensor	D1	OE 2049050100; Position: rear axle left and right
MWSS150	ABS sensor	D1	OE 2049052905; Position: front axle left and right			
CLASSE C Coupé (C205)						
C 220 d (205.304)	125	10/15 → 05/18	SAG023	Crankshaft sensor	B3	OE 0031532728
			SAG219	Crankshaft sensor	B3	OE 2761530128
CLASSE C Sportcoupe (CL203)						
C 180 Kompressor (203.746)	105	05/02 → 05/08	ATS21	Air temperature sensor	A1	OE 0005422818
			APS60	Intake pressure sensor	A3	OE 0041533128
			SAD028	Knock sensor	B1	OE 0041534628
			SAC012	Camshaft sensor	B2	OE 0031539728
			SAC031	Camshaft sensor	B2	OE 0009050443
		09/02 → 02/08	SAC104	Camshaft sensor	B2	OE 0061536128
		05/02 → 05/08	SAG023	Crankshaft sensor	B3	OE 0031532728
			SAG239	Crankshaft sensor	B3	OE 0031538328
			MWSS069	ABS sensor	D1	OE 2035400417; Position: front axle left and right
		MWSS070	ABS sensor	D1	OE 2035401417; Position: right rear	
		MWSS071	ABS sensor	D1	OE 2035401317; Position: left rear	
		SPA163	Coolant temperature sensor	E3	OE 0009050700	
		C 200 CDI (203.707)	90	03/03 → 05/08	ATS21	Air temperature sensor
APS60	Intake pressure sensor				A3	OE 0041533128
SAC012	Camshaft sensor				B2	OE 0031539728
SAG023	Crankshaft sensor				B3	OE 0031532728
SAG239	Crankshaft sensor				B3	OE 0031538328
STS0023	Exhaust gas temperature sensor				C1	OE A0009055205; Position: for soot particulate filter; Cable length: 540
SPS007	Exhaust gas pressure sensor				C2	OE A0041539528
MWSS069	ABS sensor				D1	OE 2035400417; Position: front axle left and right
MWSS070	ABS sensor				D1	OE 2035401417; Position: right rear
MWSS071	ABS sensor				D1	OE 2035401317; Position: left rear
SPA163	Coolant temperature sensor				E3	OE 0009050700
SPA181	Coolant temperature sensor				E3	OE 0005426218
APS127	Fuel pressure sensor				F2	OE 0041536728

	KW			DESCRIPTION	TYPE	
MERCEDES-BENZ						
CLASSE C Sportcoupe (CL203)						
C 200 Kompressor (203.742)	120	05/02 → 05/08	ATS21	Air temperature sensor	A1	OE 0005422818
			APS60	Intake pressure sensor	A3	OE 0041533128
			SAD028	Knock sensor	B1	OE 0041534628
		08/02 → 04/05	SAC012	Camshaft sensor	B2	OE 0031539728
			05/02 → 05/08	SAC031	Camshaft sensor	B2
		09/02 → 02/08	SAC104	Camshaft sensor	B2	OE 0061536128
			05/02 → 05/08	SAG023	Crankshaft sensor	B3
		SAG239		Crankshaft sensor	B3	OE 0031538328
		MWSS069	ABS sensor	D1	OE 2035400417; Position: front axle left and right	
		MWSS070	ABS sensor	D1	OE 2035401417; Position: right rear	
MWSS071	ABS sensor	D1	OE 2035401317; Position: left rear			
SPA163	Coolant temperature sensor	E3	OE 0009050700			
C 220 CDI (203.706)	105	03/01 → 01/04	ATS21	Air temperature sensor	A1	OE 0005422818
			APS60	Intake pressure sensor	A3	OE 0041533128
			SAC012	Camshaft sensor	B2	OE 0031539728
			SAG023	Crankshaft sensor	B3	OE 0031532728
			SAG239	Crankshaft sensor	B3	OE 0031538328
		MWSS069	ABS sensor	D1	OE 2035400417; Position: front axle left and right	
		MWSS070	ABS sensor	D1	OE 2035401417; Position: right rear	
		MWSS071	ABS sensor	D1	OE 2035401317; Position: left rear	
		SPA163	Coolant temperature sensor	E3	OE 0009050700	
		APS129	Fuel pressure sensor	F2	OE 0051535828	
APS130	Fuel pressure sensor	F2	OE 0041531528			
C 220 CDI (203.708)	110	02/04 → 05/08	ATS21	Air temperature sensor	A1	OE 0005422818
			APS60	Intake pressure sensor	A3	OE 0041533128
			APS104	Intake pressure sensor	A3	OE 0041538428
			SAC012	Camshaft sensor	B2	OE 0031539728
			SAG023	Crankshaft sensor	B3	OE 0031532728
			SAG239	Crankshaft sensor	B3	OE 0031538328
			STS0023	Exhaust gas temperature sensor	C1	OE A0009055205; Cable length: 540
			SPS007	Exhaust gas pressure sensor	C2	OE A0041539528
			MWSS069	ABS sensor	D1	OE 2035400417; Position: front axle left and right
			MWSS070	ABS sensor	D1	OE 2035401417; Position: right rear
MWSS071	ABS sensor	D1	OE 2035401317; Position: left rear			
SPA163	Coolant temperature sensor	E3	OE 0009050700			
SPA181	Coolant temperature sensor	E3	OE 0005426218			
APS127	Fuel pressure sensor	F2	OE 0041536728			
CLASSE C T-Model (S202)						
C 180 T (202.078)	90	06/96 → 09/00	SAC016	Camshaft sensor	B2	OE 0031539128
			SAG146	Crankshaft sensor	B3	OE 0031537228
			SAG265	Crankshaft sensor	B3	OE 0031534928
C 200 T (202.080)	100	06/96 → 03/01	SAC016	Camshaft sensor	B2	OE 0031539128
			SAG265	Crankshaft sensor	B3	OE 0031534928
C 200 T CDI (202.194)	75	03/98 → 03/01	SAG146	Crankshaft sensor	B3	OE 0031537228
C 200 T D (202.180)	65	10/96 → 03/01	SAG146	Crankshaft sensor	B3	OE 0031537228
C 200 T Kompressor (202.082)	141	11/96 → 03/01	SAC016	Camshaft sensor	B2	OE 0031539128
			SAG265	Crankshaft sensor	B3	OE 0031534928
C 220 T CDI (202.193)	92	09/97 → 03/01	SAG146	Crankshaft sensor	B3	OE 0031537228
C 220 T D (202.182)	70	06/96 → 09/98	SAG146	Crankshaft sensor	B3	OE 0031537228
	55	06/96 → 03/01	SAG146	Crankshaft sensor	B3	OE 0031537228
C 230 T (202.083)	110	06/96 → 06/98	SAC016	Camshaft sensor	B2	OE 0031539128
			SAG146	Crankshaft sensor	B3	OE 0031537228



kW



PARTS & SERVICES

DESCRIPTION

TYPE


MERCEDES-BENZ
CLASSE C T-Model (S202)

C 230 T Kompressor (202.085)	142	06/97 → 09/00	SAC016	Camshaft sensor	B2	OE 0031539128
C 250 T Turbo-D (202.188)	110	06/96 → 03/01	SAG146	Crankshaft sensor	B3	OE 0031537228

CLASSE C T-Model (S203)

C 180 Kompressor (203.246)	105	05/02 → 08/07	ATS21	Air temperature sensor	A1	OE 0005422818
			APS60	Intake pressure sensor	A3	OE 0041533128
			SAD028	Knock sensor	B1	OE 0041534628
			SAC012	Camshaft sensor	B2	OE 0031539728
		09/02 → 08/07	SAC104	Camshaft sensor	B2	OE 0061536128
			SAG023	Crankshaft sensor	B3	OE 0031532728
		05/02 → 08/07	SAG239	Crankshaft sensor	B3	OE 0031538328
			MWSS069	ABS sensor	D1	OE 2035400417; Position: front axle left and right
			MWSS070	ABS sensor	D1	OE 2035401417; Position: right rear
			MWSS071	ABS sensor	D1	OE 2035401317; Position: left rear
SPA163	Coolant temperature sensor		E3	OE 0009050700		
C 200 CDI (203.204)	85	03/01 → 08/07	ATS21	Air temperature sensor	A1	OE 0005422818
			APS60	Intake pressure sensor	A3	OE 0041533128
			SAC012	Camshaft sensor	B2	OE 0031539728
			SAG023	Crankshaft sensor	B3	OE 0031532728
			SAG239	Crankshaft sensor	B3	OE 0031538328
			MWSS069	ABS sensor	D1	OE 2035400417; Position: front axle left and right
			MWSS070	ABS sensor	D1	OE 2035401417; Position: right rear
			MWSS071	ABS sensor	D1	OE 2035401317; Position: left rear
			SPA163	Coolant temperature sensor	E3	OE 0009050700
			SPA181	Coolant temperature sensor	E3	OE 0005426218
		APS129	Fuel pressure sensor	F2	OE 0051535828; Position: high pressure side; Pressure [bar] up to: 1500	
		APS130	Fuel pressure sensor	F2	OE 0041531528; Position: high pressure side	
		C 200 CDI (203.207)	90	04/03 → 08/07	ATS21	Air temperature sensor
APS60	Intake pressure sensor				A3	OE 0041533128
SAC012	Camshaft sensor				B2	OE 0031539728
SAG023	Crankshaft sensor				B3	OE 0031532728
SAG239	Crankshaft sensor				B3	OE 0031538328
STS0023	Exhaust gas temperature sensor				C1	OE A0009055205; Position: particulate filter; Cable length: 540
SPS007	Exhaust gas pressure sensor				C2	OE A0041539528
MWSS069	ABS sensor				D1	OE 2035400417; Position: front axle left and right
MWSS070	ABS sensor				D1	OE 2035401417; Position: right rear
MWSS071	ABS sensor				D1	OE 2035401317; Position: left rear
SPA163	Coolant temperature sensor				E3	OE 0009050700
SPA181	Coolant temperature sensor				E3	OE 0005426218
APS127	Fuel pressure sensor				F2	OE 0041536728
C 200 Kompressor (203.242)	120	05/02 → 08/07	ATS21	Air temperature sensor	A1	OE 0005422818
			APS60	Intake pressure sensor	A3	OE 0041533128
			SAD028	Knock sensor	B1	OE 0041534628
			SAC012	Camshaft sensor	B2	OE 0031539728
			SAC104	Camshaft sensor	B2	OE 0061536128
			SAG023	Crankshaft sensor	B3	OE 0031532728
			SAG239	Crankshaft sensor	B3	OE 0031538328

	KW			DESCRIPTION	TYPE	
MERCEDES-BENZ						
CLASSE C T-Model (S203)						
C 200 Kompressor (203.242)	120	05/02 → 08/07	MWSS069	ABS sensor	D1	OE 2035400417; Position: front axle left and right
			MWSS070	ABS sensor	D1	OE 2035401417; Position: right rear
			MWSS071	ABS sensor	D1	OE 2035401317; Position: left rear
			SPA163	Coolant temperature sensor	E3	OE 0009050700
C 200 Kompressor (203.245)	120	03/01 → 05/02	APS60	Intake pressure sensor	A3	OE 0041533128
			SAD028	Knock sensor	B1	OE 0041534628
			SAC111	Camshaft sensor	B2	OE 0041531328
			SAG023	Crankshaft sensor	B3	OE 0031532728
			SAG239	Crankshaft sensor	B3	OE 0031538328
			MWSS069	ABS sensor	D1	OE 2035400417; Position: front axle left and right
			MWSS070	ABS sensor	D1	OE 2035401417; Position: right rear
			MWSS071	ABS sensor	D1	OE 2035401317; Position: left rear
			SPA163	Coolant temperature sensor	E3	OE 0009050700
			SPA181	Coolant temperature sensor	E3	OE 0005426218
C 220 CDI (203.206)	105	03/01 → 08/07	ATS21	Air temperature sensor	A1	OE 0005422818
			APS60	Intake pressure sensor	A3	OE 0041533128
			SAC012	Camshaft sensor	B2	OE 0031539728
			SAG023	Crankshaft sensor	B3	OE 0031532728
			SAG239	Crankshaft sensor	B3	OE 0031538328
			MWSS069	ABS sensor	D1	OE 2035400417; Position: front axle left and right
			MWSS070	ABS sensor	D1	OE 2035401417; Position: right rear
			MWSS071	ABS sensor	D1	OE 2035401317; Position: left rear
			SPA163	Coolant temperature sensor	E3	OE 0009050700
			SPA181	Coolant temperature sensor	E3	OE 0005426218
C 220 CDI (203.208)	110	02/04 → 08/07	APS129	Fuel pressure sensor	F2	OE 0051535828; Position: high pressure side; Pressure [bar] up to: 1500
			APS130	Fuel pressure sensor	F2	OE 0041531528; Position: high pressure side
			ATS21	Air temperature sensor	A1	OE 0005422818
			APS60	Intake pressure sensor	A3	OE 0041533128
			APS104	Intake pressure sensor	A3	OE 0041538428
			SAC012	Camshaft sensor	B2	OE 0031539728
			SAG023	Crankshaft sensor	B3	OE 0031532728
			SAG239	Crankshaft sensor	B3	OE 0031538328
			STS0023	Exhaust gas temperature sensor	C1	OE A0009055205; Cable length: 540
			SPS007	Exhaust gas pressure sensor	C2	OE A0041539528
C 270 CDI (203.216)	125	03/01 → 08/07	MWSS069	ABS sensor	D1	OE 2035400417; Position: front axle left and right
			MWSS070	ABS sensor	D1	OE 2035401417; Position: right rear
			MWSS071	ABS sensor	D1	OE 2035401317; Position: left rear
			SPA163	Coolant temperature sensor	E3	OE 0009050700
			SPA181	Coolant temperature sensor	E3	OE 0005426218
			APS127	Fuel pressure sensor	F2	OE 0041536728
			ATS21	Air temperature sensor	A1	OE 0005422818
			APS60	Intake pressure sensor	A3	OE 0041533128
			SAC012	Camshaft sensor	B2	OE 0031539728
			SAG023	Crankshaft sensor	B3	OE 0031532728
SAG239	Crankshaft sensor	B3	OE 0031538328			
C 270 CDI (203.216)	125	03/01 → 08/07	MWSS069	ABS sensor	D1	OE 2035400417; Position: front axle left and right
			MWSS070	ABS sensor	D1	OE 2035401417; Position: right rear

	kw			DESCRIPTION	TYPE	
MERCEDES-BENZ						
CLASSE C T-Model (S203)						
C 270 CDI (203.216)	125	03/01 → 08/07	MWSS071	ABS sensor	D1	OE 2035401317; Position: left rear
			SPA163	Coolant temperature sensor	E3	OE 0009050700
			SPA181	Coolant temperature sensor	E3	OE 0005426218
			APS130	Fuel pressure sensor	F2	OE 0041531528
CLASSE C T-Model (S204)						
C 180 CGI (204.249)	115	11/09 → 08/14	APS33	Intake pressure sensor	A3	OE 0041533028
			SAD028	Knock sensor	B1	OE 0041534628
			SAC031	Camshaft sensor	B2	OE 0009050443
			MWSS084	ABS sensor	D1	OE 2049050000; Position: front axle left and right
			MWSS085	ABS sensor	D1	OE 2049050100; Position: rear axle left and right
			MWSS150	ABS sensor	D1	OE 2049052905; Position: front axle left and right
C 180 Kompressor (204.245)	115	01/08 → 08/14	ATS21	Air temperature sensor	A1	OE 0005422818
			APS60	Intake pressure sensor	A3	OE 0041533128
			SAD028	Knock sensor	B1	OE 0041534628
			SAC012	Camshaft sensor	B2	OE 0031539728
			SAC031	Camshaft sensor	B2	OE 0009050443
			SAG023	Crankshaft sensor	B3	OE 0031532728
			SAG239	Crankshaft sensor	B3	OE 0031538328
			MWSS084	ABS sensor	D1	OE 2049050000; Position: front axle left and right
			MWSS085	ABS sensor	D1	OE 2049050100; Position: rear axle left and right
			MWSS150	ABS sensor	D1	OE 2049052905; Position: front axle left and right
			SPA163	Coolant temperature sensor	E3	OE 0009050700
			C 180 Kompressor (204.246)	115	08/07 → 08/14	ATS21
APS60	Intake pressure sensor	A3				OE 0041533128
SAD028	Knock sensor	B1				OE 0041534628
SAC012	Camshaft sensor	B2				OE 0031539728
09/07 → 08/08	SAC104	Camshaft sensor			B2	OE 0061536128
	SAG023	Crankshaft sensor			B3	OE 0031532728
08/07 → 08/14	SAG239	Crankshaft sensor			B3	OE 0031538328
	SAG248	Crankshaft sensor			B3	OE 0041538728
08/07 → 08/14	MWSS084	ABS sensor			D1	OE 2049050000; Position: front axle left and right
	MWSS085	ABS sensor			D1	OE 2049050100; Position: rear axle left and right
	MWSS150	ABS sensor			D1	OE 2049052905; Position: front axle left and right
	SPA163	Coolant temperature sensor			E3	OE 0009050700
C 200 CDI (204.201)	100	08/10 → 08/14	APS33	Intake pressure sensor	A3	OE 0041533028
		01/11 → 08/14	SAC127	Camshaft sensor	B2	OE 0061537728
		08/10 → 08/14	SAG023	Crankshaft sensor	B3	OE 0031532728
			STS0061	Exhaust gas temperature sensor	C1	OE A0009056404; Position: before turbocharger; Cable length: 384
			STS0091	Exhaust gas temperature sensor	C1	OE A0071539028; Position: before soot particulate filter; Cable length: 466
			STS0205	Exhaust gas temperature sensor	C1	OE A0019050700; Position: for soot particulate filter; Cable length: 255
			SPS007	Exhaust gas pressure sensor	C2	OE A0041539528

	KW			DESCRIPTION	TYPE			
MERCEDES-BENZ								
CLASSE C T-Model (S204)								
C 200 CDI (204.201)	100	08/10 → 08/14	MWSS084	ABS sensor	D1	OE 2049050000; Position: front axle left and right		
			MWSS085	ABS sensor	D1	OE 2049050100; Position: rear axle left and right		
			MWSS150	ABS sensor	D1	OE 2049052905; Position: front axle left and right		
C 200 CDI (204.207)	100	08/07 → 12/09	ATS21	Air temperature sensor	A1	OE 0005422818		
			APS33	Intake pressure sensor	A3	OE 0041533028		
			APS104	Intake pressure sensor	A3	OE 0041538428		
			SAD028	Knock sensor	B1	OE 0041534628		
			SAC012	Camshaft sensor	B2	OE 0031539728		
			SAG023	Crankshaft sensor	B3	OE 0031532728		
			SAG239	Crankshaft sensor	B3	OE 0031538328		
			STS0035	Exhaust gas temperature sensor	C1	OE A0009058804; Position: before soot particulate filter; Cable length: 635		
			STS0195	Exhaust gas temperature sensor	C1	OE A0019053000; Position: before soot particulate filter; Cable length: 1155		
			STS0199	Exhaust gas temperature sensor	C1	OE A0051531728; Position: exhaust pipe at exhaust turbocharger; Cable length: 470		
			STS0205	Exhaust gas temperature sensor	C1	OE A0019050700; Position: for soot particulate filter; Cable length: 255		
			SPS007	Exhaust gas pressure sensor	C2	OE A0041539528		
			MWSS084	ABS sensor	D1	OE 2049050000; Position: front axle left and right		
			MWSS085	ABS sensor	D1	OE 2049050100; Position: rear axle left and right		
			MWSS150	ABS sensor	D1	OE 2049052905; Position: front axle left and right		
C 200 CGI (204.248)	135	08/07 → 08/14	SAD028	Knock sensor	B1	OE 0041534628		
			SAC012	Camshaft sensor	B2	OE 0031539728		
			SAC031	Camshaft sensor	B2	OE 0009050443		
		08/07 → 07/09	SAG248	Crankshaft sensor	B3	OE 0041538728		
			08/07 → 08/14	MWSS084	ABS sensor	D1	OE 2049050000; Position: front axle left and right	
		MWSS085		ABS sensor	D1	OE 2049050100; Position: rear axle left and right		
		MWSS150		ABS sensor	D1	OE 2049052905; Position: front axle left and right		
		04/09 → 08/14	MWSS150	ABS sensor	D1	OE 2049052905; Position: front axle left and right		
		C 220 CDI (204.202)	125	12/08 → 08/14	ATS21	Air temperature sensor	A1	OE 0005422818
					APS33	Intake pressure sensor	A3	OE 0041533028
04/09 → 08/14	SAC127			Camshaft sensor	B2	OE 0061537728		
	SAG023			Crankshaft sensor	B3	OE 0031532728		
	SAG219			Crankshaft sensor	B3	OE 2761530128		
12/08 → 08/14	SAG239			Crankshaft sensor	B3	OE 0031538328		
	STS0061			Exhaust gas temperature sensor	C1	OE A0009056404; Position: before turbocharger; Cable length: 384		
	STS0091			Exhaust gas temperature sensor	C1	OE A0071539028; Position: before soot particulate filter; Cable length: 466		

	kW			DESCRIPTION	TYPE	
MERCEDES-BENZ						
CLASSE C T-Model (S204)						
C 220 CDI (204.202)	125	12/08 → 08/14	STS0205	Exhaust gas temperature sensor	C1	OE A0019050700; Cable length: 255
			SPS007	Exhaust gas pressure sensor	C2	OE A0041539528
			MWSS084	ABS sensor	D1	OE 2049050000; Position: front axle left and right
			MWSS085	ABS sensor	D1	OE 2049050100; Position: rear axle left and right
			MWSS150	ABS sensor	D1	OE 2049052905; Position: front axle left and right
			SPA181	Coolant temperature sensor	E3	OE 0005426218
C 220 CDI (204.208)	125	08/07 → 11/08	ATS21	Air temperature sensor	A1	OE 0005422818
			APS33	Intake pressure sensor	A3	OE 0041533028
			APS104	Intake pressure sensor	A3	OE 0041538428
			SAD028	Knock sensor	B1	OE 0041534628
			SAC012	Camshaft sensor	B2	OE 0031539728
		11/07 → 11/08	SAG023	Crankshaft sensor	B3	OE 0031532728
			SAG239	Crankshaft sensor	B3	OE 0031538328
		08/07 → 11/08	STS0035	Exhaust gas temperature sensor	C1	OE A0009058804; Position: before soot particulate filter; Cable length: 635
			STS0061	Exhaust gas temperature sensor	C1	OE A0009056404; Position: before turbocharger; Cable length: 384
			STS0195	Exhaust gas temperature sensor	C1	OE A0019053000; Position: before soot particulate filter; Cable length: 1155
			STS0199	Exhaust gas temperature sensor	C1	OE A0051531728; Position: exhaust pipe at exhaust turbocharger; Cable length: 470
			STS0205	Exhaust gas temperature sensor	C1	OE A0019050700; Position: for soot particulate filter; Cable length: 255
			SPS007	Exhaust gas pressure sensor	C2	OE A0041539528
			MWSS084	ABS sensor	D1	OE 2049050000; Position: front axle left and right
			MWSS085	ABS sensor	D1	OE 2049050100; Position: rear axle left and right
			MWSS150	ABS sensor	D1	OE 2049052905; Position: front axle left and right
SPA163	Coolant temperature sensor		E3	OE 0009050700		
SPA181	Coolant temperature sensor		E3	OE 0005426218		
C 250 CDI (204.203)	150	01/09 → 08/14	APS33	Intake pressure sensor	A3	OE 0041533028
		04/09 → 08/14	SAC127	Camshaft sensor	B2	OE 0061537728
		01/09 → 08/14	SAG023	Crankshaft sensor	B3	OE 0031532728
			SAG219	Crankshaft sensor	B3	OE 2761530128
			STS0061	Exhaust gas temperature sensor	C1	OE A0009056404; Position: before turbocharger; Cable length: 384
			STS0091	Exhaust gas temperature sensor	C1	OE A0071539028; Position: before soot particulate filter; Cable length: 466
			STS0205	Exhaust gas temperature sensor	C1	OE A0019050700; Cable length: 255
			SPS007	Exhaust gas pressure sensor	C2	OE A0041539528
			MWSS084	ABS sensor	D1	OE 2049050000; Position: front axle left and right
			MWSS085	ABS sensor	D1	OE 2049050100; Position: rear axle left and right

	KW			DESCRIPTION	TYPE	
MERCEDES-BENZ						
CLASSE C T-Model (S204)						
C 250 CDI (204.203)	150	04/09 → 08/14	MWSS150	ABS sensor	D1	OE 2049052905; Position: front axle left and right
CLASSE C T-Model (S205)						
C 180 (205.240)	115	09/14 →	SAC128	Camshaft sensor	B2	OE 2709050400
C 200 (205.242)	135	09/14 → 05/18	SAC128	Camshaft sensor	B2	OE 2709050400
C 220 BlueTEC / d (205.204)	125	09/14 → 05/18	APS33	Intake pressure sensor	A3	OE 0041533028
			SAC127	Camshaft sensor	B2	OE 0061537728
			SAG023	Crankshaft sensor	B3	OE 0031532728
			SAG219	Crankshaft sensor	B3	OE 2761530128
			STS0091	Exhaust gas temperature sensor	C1	OE A0071539028; Position: for catalytic converter; Cable length: 466
			STS0185	Exhaust gas temperature sensor	C1	OE A0009059004; Position: for catalytic converter; Cable length: 475
C 250 BlueTEC / d (205.208)	150	09/14 → 05/18	APS33	Intake pressure sensor	A3	OE 0041533028
			SAC127	Camshaft sensor	B2	OE 0061537728
			SAG023	Crankshaft sensor	B3	OE 0031532728
			SAG219	Crankshaft sensor	B3	OE 2761530128
			STS0091	Exhaust gas temperature sensor	C1	OE A0071539028; Position: for catalytic converter; Cable length: 466
			STS0185	Exhaust gas temperature sensor	C1	OE A0009059004; Position: for catalytic converter; Cable length: 475
CLASSE CLC (CL203)						
CLC 180 Kompressor (203.746)	105	05/08 → 06/11	ATS21	Air temperature sensor	A1	OE 0005422818
			APS60	Intake pressure sensor	A3	OE 0041533128
			SAD028	Knock sensor	B1	OE 0041534628
			SAD033	Knock sensor	B1	OE 0031538928
			SAC012	Camshaft sensor	B2	OE 0031539728
			SAC031	Camshaft sensor	B2	OE 0009050443
			SAG023	Crankshaft sensor	B3	OE 0031532728
			SAG239	Crankshaft sensor	B3	OE 0031538328
			MWSS069	ABS sensor	D1	OE 2035400417; Position: front axle left and right
			MWSS070	ABS sensor	D1	OE 2035401417; Position: right rear
CLC 220 CDI (203.708)	110	05/08 → 06/11	ATS21	Air temperature sensor	A1	OE 0005422818
			APS60	Intake pressure sensor	A3	OE 0041533128
			APS104	Intake pressure sensor	A3	OE 0041538428
			SAC012	Camshaft sensor	B2	OE 0031539728
			SAG023	Crankshaft sensor	B3	OE 0031532728
			SAG239	Crankshaft sensor	B3	OE 0031538328
			STS0023	Exhaust gas temperature sensor	C1	OE A0009055205; Position: for soot particulate filter; Cable length: 540
			STS0109	Exhaust gas temperature sensor	C1	OE A0051531128; Position: for soot particulate filter; Cable length: 475
			SPS007	Exhaust gas pressure sensor	C2	OE A0041539528
			MWSS069	ABS sensor	D1	OE 2035400417; Position: front axle left and right
			MWSS070	ABS sensor	D1	OE 2035401417; Position: right rear
			MWSS071	ABS sensor	D1	OE 2035401317; Position: left rear
			SPA163	Coolant temperature sensor	E3	OE 0009050700

	KW			DESCRIPTION	TYPE	
MERCEDES-BENZ						
CLASSE CLC (CL203)						
CLC 220 CDI (203.708)	110	05/08 → 06/11	SPA181	Coolant temperature sensor	E3	OE 0005426218
CLASSE E (W124)						
E 200 (124.019)	100	06/93 → 06/95	SAG264	Crankshaft sensor	B3	OE 0021531728
E 220 (124.022)	110	06/93 → 06/95	SAC043	Camshaft sensor	B2	OE 0021539528
			SAG218	Crankshaft sensor	B3	OE 0031537328
			SAG264	Crankshaft sensor	B3	OE 0021531728
E 280 (124.028)	145	06/93 → 06/95	SAC043	Camshaft sensor	B2	OE 0021539528
			SAG218	Crankshaft sensor	B3	OE 0031537328
			SAG264	Crankshaft sensor	B3	OE 0021531728
E 280 (124.029)	142	06/93 → 06/95	SAC043	Camshaft sensor	B2	OE 0021539528
			SAG218	Crankshaft sensor	B3	OE 0031537328
			SAG264	Crankshaft sensor	B3	OE 0021531728
E 300 4-matic (124.230)	132	06/93 → 06/95	SPA136	Coolant temperature sensor	E3	OE 0085423217
E 300 D (124.131)	100	07/93 → 06/95	SPA136	Coolant temperature sensor	E3	OE 0085423217
E 320 (124.032)	162	06/93 → 06/95	SAC043	Camshaft sensor	B2	OE 0021539528
			SAG218	Crankshaft sensor	B3	OE 0031537328
			SAG264	Crankshaft sensor	B3	OE 0021531728
E 420 (124.034)	205	06/93 → 06/95	SAC043	Camshaft sensor	B2	OE 0021539528
			SAG265	Crankshaft sensor	B3	OE 0031534928
			SPA136	Coolant temperature sensor	E3	OE 0085423217
E 500 (124.036)	235	06/93 → 06/95	SAC043	Camshaft sensor	B2	OE 0021539528
			SAG265	Crankshaft sensor	B3	OE 0031534928
			SPA136	Coolant temperature sensor	E3	OE 0085423217
E 60 AMG (124.036)	280	05/94 → 06/95	SAC043	Camshaft sensor	B2	OE 0021539528
			SAG265	Crankshaft sensor	B3	OE 0031534928
			SPA136	Coolant temperature sensor	E3	OE 0085423217
CLASSE E (W210)						
E 200 (210.035)	100	06/95 → 08/00	SAC016	Camshaft sensor	B2	OE 0031539128
		06/95 → 06/98	SAG146	Crankshaft sensor	B3	OE 0031537228
E 200 CDI (210.007)	85	07/99 → 03/02	ATS21	Air temperature sensor	A1	OE 0005422818
			APS60	Intake pressure sensor	A3	OE 0041533128
			SAC012	Camshaft sensor	B2	OE 0031539728
			SAG023	Crankshaft sensor	B3	OE 0031532728
			SAG239	Crankshaft sensor	B3	OE 0031538328
			SPA163	Coolant temperature sensor	E3	OE 0009050700
			SPA181	Coolant temperature sensor	E3	OE 0005426218
			APS129	Fuel pressure sensor	F2	OE 0051535828
APS130	Fuel pressure sensor	F2	OE 0041531528			
E 200 D (210.003)	65	01/96 → 03/02	SAG146	Crankshaft sensor	B3	OE 0031537228
E 200 Kompressor (210.045)	137	06/97 → 03/02	SAC016	Camshaft sensor	B2	OE 0031539128
E 200 Kompressor (210.048)	120	08/00 → 03/02	ATS21	Air temperature sensor	A1	OE 0005422818
			APS60	Intake pressure sensor	A3	OE 0041533128
			SAD028	Knock sensor	B1	OE 0041534628
			SAC111	Camshaft sensor	B2	OE 0041531328
			SAG023	Crankshaft sensor	B3	OE 0031532728
			SAG239	Crankshaft sensor	B3	OE 0031538328
			SPA181	Coolant temperature sensor	E3	OE 0005426218
E 220 CDI (210.006)	105	07/99 → 03/02	ATS21	Air temperature sensor	A1	OE 0005422818
			APS60	Intake pressure sensor	A3	OE 0041533128
			SAC012	Camshaft sensor	B2	OE 0031539728
			SAG023	Crankshaft sensor	B3	OE 0031532728
			SAG239	Crankshaft sensor	B3	OE 0031538328
			SPA163	Coolant temperature sensor	E3	OE 0009050700
			SPA181	Coolant temperature sensor	E3	OE 0005426218

	KW			DESCRIPTION	TYPE	
MERCEDES-BENZ						
CLASSE E (W210)						
E 220 CDI (210.006)	105	07/99 → 03/02	APS129	Fuel pressure sensor	F2	OE 0051535828
			APS130	Fuel pressure sensor	F2	OE 0041531528
	100	07/99 → 03/02	SAG146	Crankshaft sensor	B3	OE 0031537228
E 220 D	55	05/96 → 03/02	SAG146	Crankshaft sensor	B3	OE 0031537228
E 220 D (210.004)	70	06/95 → 07/99	SAG146	Crankshaft sensor	B3	OE 0031537228
E 230 (210.037)	110	06/95 → 06/97	SAC016	Camshaft sensor	B2	OE 0031539128
			SAG146	Crankshaft sensor	B3	OE 0031537228
E 250 D (210.010)	83	06/95 → 07/99	SAG146	Crankshaft sensor	B3	OE 0031537228
E 250 Turbo-D (210.015)	110	06/97 → 07/99	SAG146	Crankshaft sensor	B3	OE 0031537228
E 270 CDI (210.016)	125	07/99 → 03/02	ATS21	Air temperature sensor	A1	OE 0005422818
			APS60	Intake pressure sensor	A3	OE 0041533128
			SAC012	Camshaft sensor	B2	OE 0031539728
			SAG023	Crankshaft sensor	B3	OE 0031532728
			SAG239	Crankshaft sensor	B3	OE 0031538328
			SPA163	Coolant temperature sensor	E3	OE 0009050700
			APS129	Fuel pressure sensor	F2	OE 0051535828
			APS130	Fuel pressure sensor	F2	OE 0041531528
E 280 (210.053)	142	01/96 → 06/97	SAC016	Camshaft sensor	B2	OE 0031539128
			SAG218	Crankshaft sensor	B3	OE 0031537328
E 290 Turbo-D (210.017)	95	03/96 → 07/99	SAG146	Crankshaft sensor	B3	OE 0031537228
E 300 D (210.020)	100	06/95 → 06/97	SAG146	Crankshaft sensor	B3	OE 0031537228
			SPA136	Coolant temperature sensor	E3	OE 0085423217
E 300 Turbo-D (210.025)	130	12/96 → 07/99	SAG146	Crankshaft sensor	B3	OE 0031537228
E 320 (210.055)	162	06/95 → 06/97	SAG218	Crankshaft sensor	B3	OE 0031537328
E 320 CDI (210.026)	145	07/99 → 03/02	ATS21	Air temperature sensor	A1	OE 0005422818
			APS60	Intake pressure sensor	A3	OE 0041533128
			SAC012	Camshaft sensor	B2	OE 0031539728
			SAG023	Crankshaft sensor	B3	OE 0031532728
			SPA163	Coolant temperature sensor	E3	OE 0009050700
			APS130	Fuel pressure sensor	F2	OE 0041531528
E 420 (210.072)	205	01/96 → 06/97	SAG146	Crankshaft sensor	B3	OE 0031537228
E 50 AMG (210.072)	255	02/96 → 08/97	SAG146	Crankshaft sensor	B3	OE 0031537228
CLASSE E (W211)						
E 200 CDI (211.004)	90	07/02 → 12/08	ATS21	Air temperature sensor	A1	OE 0005422818
			APS60	Intake pressure sensor	A3	OE 0041533128
			SAC012	Camshaft sensor	B2	OE 0031539728
			SAG023	Crankshaft sensor	B3	OE 0031532728
			SAG239	Crankshaft sensor	B3	OE 0031538328
			STS0035	Exhaust gas temperature sensor	C1	OE A0009058804; Position: post-catalyst; Cable length: 635
			STS0109	Exhaust gas temperature sensor	C1	OE A0051531128; Position: post-catalyst; Cable length: 475
	SPS007	Exhaust gas pressure sensor	C2	OE A0041539528		
		07/02 → 03/06	MWSS103	ABS sensor	D1	OE 2115401317; Position: front axle left and right
	MWSS104		ABS sensor	D1	OE 2115400417; Position: rear axle left and right	
	07/02 → 12/08	SPA163	Coolant temperature sensor	E3	OE 0009050700	
SPA181		Coolant temperature sensor	E3	OE 0005426218		
APS127		Fuel pressure sensor	F2	OE 0041536728		
E 200 Kompressor (211.041)	135	04/06 → 12/08	ATS21	Air temperature sensor	A1	OE 0005422818
			APS60	Intake pressure sensor	A3	OE 0041533128
			SAD028	Knock sensor	B1	OE 0041534628
			SAC012	Camshaft sensor	B2	OE 0031539728
			SAC031	Camshaft sensor	B2	OE 0009050443



kW



PARTS & SERVICES

DESCRIPTION

TYPE


MERCEDES-BENZ
CLASSE E (W211)

Model	kW	Duration	Part Code	Description	Type	OE Part Number		
E 200 Kompressor (211.041)	135	04/06 → 12/08	SAG023	Crankshaft sensor	B3	OE 0031532728		
			SAG239	Crankshaft sensor	B3	OE 0031538328		
			MWSS103	ABS sensor	D1	OE 2115401317; Position: front axle left and right		
			MWSS104	ABS sensor	D1	OE 2115400417; Position: rear axle left and right		
			SPA163	Coolant temperature sensor	E3	OE 0009050700		
			SPA181	Coolant temperature sensor	E3	OE 0005426218		
E 200 Kompressor (211.042)	120	11/02 → 12/08	ATS21	Air temperature sensor	A1	OE 0005422818		
			APS60	Intake pressure sensor	A3	OE 0041533128		
			SAD028	Knock sensor	B1	OE 0041534628		
		11/02 → 07/06	SAC012	Camshaft sensor	B2	OE 0031539728		
		11/02 → 12/08	SAC031	Camshaft sensor	B2	OE 0009050443		
		11/02 → 03/06	SAC104	Camshaft sensor	B2	OE 0061536128		
		11/02 → 12/08	SAG023	Crankshaft sensor	B3	OE 0031532728		
			SAG239	Crankshaft sensor	B3	OE 0031538328		
		11/02 → 03/06	MWSS103	ABS sensor	D1	OE 2115401317; Position: front axle left and right		
			MWSS104	ABS sensor	D1	OE 2115400417; Position: rear axle left and right		
		11/02 → 12/08	SPA163	Coolant temperature sensor	E3	OE 0009050700		
			SPA181	Coolant temperature sensor	E3	OE 0005426218		
E 220 CDI (211.006)	110	03/02 → 12/08	ATS21	Air temperature sensor	A1	OE 0005422818		
			APS60	Intake pressure sensor	A3	OE 0041533128		
			SAC012	Camshaft sensor	B2	OE 0031539728		
			SAG023	Crankshaft sensor	B3	OE 0031532728		
			SAG239	Crankshaft sensor	B3	OE 0031538328		
			STS0035	Exhaust gas temperature sensor	C1	OE A0009058804; Position: post-catalyst; Cable length: 635		
			STS0109	Exhaust gas temperature sensor	C1	OE A0051531128; Position: post-catalyst; Cable length: 475		
			SPS007	Exhaust gas pressure sensor	C2	OE A0041539528		
		03/02 → 03/06	MWSS103	ABS sensor	D1	OE 2115401317; Position: front axle left and right		
			MWSS104	ABS sensor	D1	OE 2115400417; Position: rear axle left and right		
		03/02 → 12/08	SPA163	Coolant temperature sensor	E3	OE 0009050700		
			SPA181	Coolant temperature sensor	E3	OE 0005426218		
			APS127	Fuel pressure sensor	F2	OE 0041536728		
		E 220 CDI (211.008)	125	04/06 → 12/08	ATS21	Air temperature sensor	A1	OE 0005422818
					SAC012	Camshaft sensor	B2	OE 0031539728
SAG023	Crankshaft sensor				B3	OE 0031532728		
SAG239	Crankshaft sensor				B3	OE 0031538328		
STS0023	Exhaust gas temperature sensor				C1	OE A0009055205; Cable length: 540		
STS0035	Exhaust gas temperature sensor				C1	OE A0009058804; Position: post-catalyst; Cable length: 635		
STS0109	Exhaust gas temperature sensor				C1	OE A0051531128; Position: post-catalyst; Cable length: 475		
STS0199	Exhaust gas temperature sensor				C1	OE A0051531728; Position: exhaust pipe at exhaust turbocharger; Cable length: 470		
SPS007	Exhaust gas pressure sensor				C2	OE A0041539528		
MWSS103	ABS sensor				D1	OE 2115401317; Position: front axle left and right		

	KW			DESCRIPTION	TYPE	
MERCEDES-BENZ						
CLASSE E (W211)						
E 220 CDI (211.008)	125	04/06 → 12/08	MWSS104	ABS sensor	D1	OE 2115400417; Position: rear axle left and right
			SPA163	Coolant temperature sensor	E3	OE 0009050700
			SPA181	Coolant temperature sensor	E3	OE 0005426218
E 240 (211.061)	130	03/02 → 12/08	APS33	Intake pressure sensor	A3	OE 0041533028
			SAD018	Knock sensor	B1	OE 0031538628
		03/02 → 07/06	SAC012	Camshaft sensor	B2	OE 0031539728
		03/02 → 12/08	SAC031	Camshaft sensor	B2	OE 0009050443
		03/02 → 03/05	SAC104	Camshaft sensor	B2	OE 0061536128
		03/02 → 12/08	SAG023	Crankshaft sensor	B3	OE 0031532728
			SAG239	Crankshaft sensor	B3	OE 0031538328
		03/02 → 03/05	MWSS103	ABS sensor	D1	OE 2115401317; Position: front axle left and right
			MWSS104	ABS sensor	D1	OE 2115400417; Position: rear axle left and right
		03/02 → 12/08	SPA163	Coolant temperature sensor	E3	OE 0009050700
E 270 CDI (211.016)	130	03/02 → 12/08	ATS21	Air temperature sensor	A1	OE 0005422818
			APS33	Intake pressure sensor	A3	OE 0041533028
			APS60	Intake pressure sensor	A3	OE 0041533128
		04/04 → 03/05	APS104	Intake pressure sensor	A3	OE 0041538428
		03/02 → 12/08	SAC012	Camshaft sensor	B2	OE 0031539728
			SAG023	Crankshaft sensor	B3	OE 0031532728
			SAG239	Crankshaft sensor	B3	OE 0031538328
		03/02 → 03/05	MWSS103	ABS sensor	D1	OE 2115401317; Position: front axle left and right
			MWSS104	ABS sensor	D1	OE 2115400417; Position: rear axle left and right
		03/02 → 12/08	SPA163	Coolant temperature sensor	E3	OE 0009050700
			SPA181	Coolant temperature sensor	E3	OE 0005426218
			APS127	Fuel pressure sensor	F2	OE 0041536728
			ATS21	Air temperature sensor	A1	OE 0005422818
E 280 CDI (211.020)	140	03/05 → 12/08	SAC012	Camshaft sensor	B2	OE 0031539728
			SAG239	Crankshaft sensor	B3	OE 0031538328
			SAG248	Crankshaft sensor	B3	OE 0041538728
			STS0109	Exhaust gas temperature sensor	C1	OE A0051531128; Position: for catalytic converter; Cable length: 475
			STS0151	Exhaust gas temperature sensor	C1	OE A0009056704; Position: before turbocharger; Cable length: 320
			STS0179	Exhaust gas temperature sensor	C1	OE A0009059000; Position: for catalytic converter; Cable length: 310
			SPS007	Exhaust gas pressure sensor	C2	OE A0041539528
			MWSS103	ABS sensor	D1	OE 2115401317; Position: front axle left and right
			MWSS104	ABS sensor	D1	OE 2115400417; Position: rear axle left and right
			SPA163	Coolant temperature sensor	E3	OE 0009050700
			SPA181	Coolant temperature sensor	E3	OE 0005426218
			APS127	Fuel pressure sensor	F2	OE 0041536728
			E 280 CDI (211.023)	130	05/04 → 12/08	ATS21
APS60	Intake pressure sensor	A3				OE 0041533128
SAC012	Camshaft sensor	B2				OE 0031539728
SAG023	Crankshaft sensor	B3				OE 0031532728



kW



PARTS & SERVICES

DESCRIPTION

TYPE


MERCEDES-BENZ
CLASSE E (W211)

E 280 CDI (211.023)	130	05/04 → 12/08	SPS007	Exhaust gas pressure sensor	C2	OE A0041539528
		05/04 → 03/05	MWSS103	ABS sensor	D1	OE 2115401317; Position: front axle left and right
			MWSS104	ABS sensor	D1	OE 2115400417; Position: rear axle left and right
		05/04 → 12/08	SPA163	Coolant temperature sensor	E3	OE 0009050700
			SPA181	Coolant temperature sensor	E3	OE 0005426218
			APS127	Fuel pressure sensor	F2	OE 0041536728
E 320 (211.065)	165	03/02 → 12/08	APS33	Intake pressure sensor	A3	OE 0041533028
			SAD018	Knock sensor	B1	OE 0031538628
		03/02 → 07/04	SAC012	Camshaft sensor	B2	OE 0031539728
		03/02 → 03/05	SAC104	Camshaft sensor	B2	OE 0061536128
		03/02 → 12/08	SAG023	Crankshaft sensor	B3	OE 0031532728
			SAG239	Crankshaft sensor	B3	OE 0031538328
		03/02 → 03/05	MWSS103	ABS sensor	D1	OE 2115401317; Position: front axle left and right
			MWSS104	ABS sensor	D1	OE 2115400417; Position: rear axle left and right
		03/02 → 12/08	SPA163	Coolant temperature sensor	E3	OE 0009050700
		E 320 CDI (211.022)	165	03/05 → 12/08	ATS21	Air temperature sensor
APS104	Intake pressure sensor				A3	OE 0041538428
SAC012	Camshaft sensor				B2	OE 0031539728
SAG248	Crankshaft sensor				B3	OE 0041538728
SPS007	Exhaust gas pressure sensor				C2	OE A0041539528
MWSS103	ABS sensor				D1	OE 2115401317; Position: front axle left and right
MWSS104	ABS sensor				D1	OE 2115400417; Position: rear axle left and right
SPA163	Coolant temperature sensor				E3	OE 0009050700
SPA181	Coolant temperature sensor				E3	OE 0005426218
APS127	Fuel pressure sensor				F2	OE 0041536728
E 320 CDI (211.026)	150	11/02 → 12/08	ATS21	Air temperature sensor	A1	OE 0005422818
			APS60	Intake pressure sensor	A3	OE 0041533128
			SAC012	Camshaft sensor	B2	OE 0031539728
			SAG023	Crankshaft sensor	B3	OE 0031532728
			SPS007	Exhaust gas pressure sensor	C2	OE A0041539528
		11/02 → 08/06	MWSS103	ABS sensor	D1	OE 2115401317; Position: front axle left and right
			MWSS104	ABS sensor	D1	OE 2115400417; Position: rear axle left and right
		11/02 → 12/08	SPA163	Coolant temperature sensor	E3	OE 0009050700
			SPA181	Coolant temperature sensor	E3	OE 0005426218
			APS127	Fuel pressure sensor	F2	OE 0041536728

CLASSE E (W212)

E 200 CDI / BlueTEC (212.005, 212.006)	100	01/09 → 12/15	ATS21	Air temperature sensor	A1	OE 0005422818
			APS33	Intake pressure sensor	A3	OE 0041533028
		04/09 → 12/15	SAC127	Camshaft sensor	B2	OE 0061537728
			SAG023	Crankshaft sensor	B3	OE 0031532728
		01/09 → 12/15	SAG219	Crankshaft sensor	B3	OE 2761530128
			SAG239	Crankshaft sensor	B3	OE 0031538328
			STS0023	Exhaust gas temperature sensor	C1	OE A0009055205; Position: in front of the catalyst; Cable length: 540
			STS0061	Exhaust gas temperature sensor	C1	OE A0009056404; Position: before turbocharger; Cable length: 384

	KW			DESCRIPTION	TYPE	
MERCEDES-BENZ						
CLASSE E (W212)						
E 200 CDI / BlueTEC (212.005, 212.006)	100	01/09 → 12/15	STS0091	Exhaust gas temperature sensor	C1	OE A0071539028; Position: for soot particulate filter; Cable length: 466
			STS0205	Exhaust gas temperature sensor	C1	OE A0019050700; Position: for soot particulate filter; Cable length: 255
			SPS007	Exhaust gas pressure sensor	C2	OE A0041539528
			SPS014	Exhaust gas pressure sensor	C2	OE A6429050200
			SPA181	Coolant temperature sensor	E3	OE 0005426218
E 200 CGI (212.048, 212.148)	135	08/09 → 12/15	ATS21	Air temperature sensor	A1	OE 0005422818
			SAD028	Knock sensor	B1	OE 0041534628
			SAC012	Camshaft sensor	B2	OE 0031539728
			SAC031	Camshaft sensor	B2	OE 0009050443
			SAG239	Crankshaft sensor	B3	OE 0031538328
			SAG248	Crankshaft sensor	B3	OE 0041538728
E 220 BlueTEC (212.001)	130	05/14 → 12/15	APS33	Intake pressure sensor	A3	OE 0041533028
			SAC127	Camshaft sensor	B2	OE 0061537728
			SAG023	Crankshaft sensor	B3	OE 0031532728
			SAG219	Crankshaft sensor	B3	OE 2761530128
			SPS014	Exhaust gas pressure sensor	C2	OE A6429050200
E 220 CDI	120	01/09 → 12/15	APS33	Intake pressure sensor	A3	OE 0041533028
			SAC127	Camshaft sensor	B2	OE 0061537728
			SAG023	Crankshaft sensor	B3	OE 0031532728
			SAG219	Crankshaft sensor	B3	OE 2761530128
			SPS007	Exhaust gas pressure sensor	C2	OE A0041539528
			SPS014	Exhaust gas pressure sensor	C2	OE A6429050200
E 220 CDI / BlueTEC (212.001, 212.002)	125	01/09 → 12/16	ATS21	Air temperature sensor	A1	OE 0005422818
			APS33	Intake pressure sensor	A3	OE 0041533028
			SAC127	Camshaft sensor	B2	OE 0061537728
			SAG023	Crankshaft sensor	B3	OE 0031532728
			SAG219	Crankshaft sensor	B3	OE 2761530128
			SAG239	Crankshaft sensor	B3	OE 0031538328
			STS0023	Exhaust gas temperature sensor	C1	OE A0009055205; Position: in front of the catalyst; Cable length: 540
			STS0061	Exhaust gas temperature sensor	C1	OE A0009056404; Position: before turbocharger; Cable length: 384
			STS0091	Exhaust gas temperature sensor	C1	OE A0071539028; Position: for soot particulate filter; Cable length: 466
			STS0205	Exhaust gas temperature sensor	C1	OE A0019050700; Position: for soot particulate filter; Cable length: 255
			SPS007	Exhaust gas pressure sensor	C2	OE A0041539528
			SPS014	Exhaust gas pressure sensor	C2	OE A6429050200
			SPA181	Coolant temperature sensor	E3	OE 0005426218
E 250 CDI / BlueTEC (212.003, 212.004)	150	01/09 → 12/16	ATS21	Air temperature sensor	A1	OE 0005422818
			APS33	Intake pressure sensor	A3	OE 0041533028
			SAC127	Camshaft sensor	B2	OE 0061537728
			SAG023	Crankshaft sensor	B3	OE 0031532728
			SAG219	Crankshaft sensor	B3	OE 2761530128
			STS0023	Exhaust gas temperature sensor	C1	OE A0009055205; Position: in front of the catalyst; Cable length: 540
			STS0061	Exhaust gas temperature sensor	C1	OE A0009056404; Position: before turbocharger; Cable length: 384
			STS0091	Exhaust gas temperature sensor	C1	OE A0071539028; Position: for soot particulate filter; Cable length: 466
			STS0151	Exhaust gas temperature sensor	C1	OE A0009056704; Position: before turbocharger; Cable length: 320

	kW			DESCRIPTION	TYPE	
MERCEDES-BENZ						
CLASSE E (W212)						
E 250 CDI / BlueTEC (212.003, 212.004)	150	01/09 → 12/16	STS0205	Exhaust gas temperature sensor	C1	OE A0019050700; Position: for soot particulate filter; Cable length: 255
			SPS007	Exhaust gas pressure sensor	C2	OE A0041539528
			SPS014	Exhaust gas pressure sensor	C2	OE A6429050200
			SPA181	Coolant temperature sensor	E3	OE 0005426218
E 350 CDI (212.023)	195	03/11 → 12/15	APS33	Intake pressure sensor	A3	OE 0041533028
			SAC012	Camshaft sensor	B2	OE 0031539728
			SAG219	Crankshaft sensor	B3	OE 2761530128
			STS0151	Exhaust gas temperature sensor	C1	OE A0009056704; Position: before turbocharger; Cable length: 320
			STS0155	Exhaust gas temperature sensor	C1	OE A0019050600; Position: before soot particulate filter; Cable length: 528
			SPS007	Exhaust gas pressure sensor	C2	OE A0041539528
			APS136	Fuel pressure sensor	F2	OE 0061537828
E 350 CDI (212.025)	170	01/09 → 12/15	ATS21	Air temperature sensor	A1	OE 0005422818
			APS33	Intake pressure sensor	A3	OE 0041533028
			SAC012	Camshaft sensor	B2	OE 0031539728
			SAG219	Crankshaft sensor	B3	OE 2761530128
			SAG248	Crankshaft sensor	B3	OE 0041538728
			STS0155	Exhaust gas temperature sensor	C1	OE A0019050600; Position: before soot particulate filter; Cable length: 528
			STS0179	Exhaust gas temperature sensor	C1	OE A0009059000; Position: in front of the catalyst; Cable length: 310
			SPS007	Exhaust gas pressure sensor	C2	OE A0041539528
			SPA181	Coolant temperature sensor	E3	OE 0005426218
APS136	Fuel pressure sensor	F2	OE 0061537828			
CLASSE E Cabriolet (A124)						
E 200 (124.060)	100	06/93 → 03/98	SAG264	Crankshaft sensor	B3	OE 0021531728
E 220 (124.062)	110	06/93 → 03/98	SAC043	Camshaft sensor	B2	OE 0021539528
			SAG218	Crankshaft sensor	B3	OE 0031537328
E 320 (124.066)	162	06/93 → 03/98	SAG264	Crankshaft sensor	B3	OE 0021531728
			SAC043	Camshaft sensor	B2	OE 0021539528
			SAG218	Crankshaft sensor	B3	OE 0031537328
E 36 AMG (124.066)	200	05/94 → 03/98	SAG264	Crankshaft sensor	B3	OE 0021531728
			SAC043	Camshaft sensor	B2	OE 0021539528
			SAG218	Crankshaft sensor	B3	OE 0031537328
CLASSE E Cabriolet (A207)						
E 220 CDI / BlueTEC / d (207.402, 207.401)	125	01/10 → 12/16	ATS21	Air temperature sensor	A1	OE 0005422818
			APS33	Intake pressure sensor	A3	OE 0041533028
			SAC127	Camshaft sensor	B2	OE 0061537728
			SAG023	Crankshaft sensor	B3	OE 0031532728
			SAG219	Crankshaft sensor	B3	OE 2761530128
			SAG239	Crankshaft sensor	B3	OE 0031538328
			STS0023	Exhaust gas temperature sensor	C1	OE A0009055205; Position: in front of the catalyst; Cable length: 540
			STS0061	Exhaust gas temperature sensor	C1	OE A0009056404; Position: before turbocharger; Cable length: 384
			STS0091	Exhaust gas temperature sensor	C1	OE A0071539028; Position: for soot particulate filter; Cable length: 466
			STS0151	Exhaust gas temperature sensor	C1	OE A0009056704; Position: before turbocharger; Cable length: 320

	KW			DESCRIPTION	TYPE	
MERCEDES-BENZ						
CLASSE E Cabriolet (A207)						
E 220 CDI / BlueTEC / d (207.402, 207.401)	125	01/10 → 12/16	STS0155	Exhaust gas temperature sensor	C1	OE A0019050600; Position: before soot particulate filter; Cable length: 528
			STS0205	Exhaust gas temperature sensor	C1	OE A0019050700; Position: for soot particulate filter; Cable length: 255
			SPS007	Exhaust gas pressure sensor	C2	OE A0041539528
			SPS014	Exhaust gas pressure sensor	C2	OE A6429050200
			SPA181	Coolant temperature sensor	E3	OE 0005426218
CLASSE E Coupé (C124)						
E 200 (124.040)	100	06/93 → 06/97	SAG264	Crankshaft sensor	B3	OE 0021531728
E 220 (124.042)	110	06/93 → 06/97	SAC043	Camshaft sensor	B2	OE 0021539528
			SAG218	Crankshaft sensor	B3	OE 0031537328
			SAG264	Crankshaft sensor	B3	OE 0021531728
E 320 (124.052)	162	06/93 → 06/97	SAC043	Camshaft sensor	B2	OE 0021539528
			SAG218	Crankshaft sensor	B3	OE 0031537328
			SAG264	Crankshaft sensor	B3	OE 0021531728
E 36 AMG (124.052)	200	05/94 → 06/97	SAC043	Camshaft sensor	B2	OE 0021539528
			SAG218	Crankshaft sensor	B3	OE 0031537328
			SAG264	Crankshaft sensor	B3	OE 0021531728
	195	06/93 → 04/95	SAG218	Crankshaft sensor	B3	OE 0031537328
			SAG264	Crankshaft sensor	B3	OE 0021531728
CLASSE E Coupé (C207)						
E 220 CDI / d (207.302, 207.301)	125	01/10 → 12/16	ATS21	Air temperature sensor	A1	OE 0005422818
			APS33	Intake pressure sensor	A3	OE 0041533028
			SAC127	Camshaft sensor	B2	OE 0061537728
			SAG023	Crankshaft sensor	B3	OE 0031532728
			SAG219	Crankshaft sensor	B3	OE 2761530128
			SAG239	Crankshaft sensor	B3	OE 0031538328
			STS0023	Exhaust gas temperature sensor	C1	OE A0009055205; Position: in front of the catalyst; Cable length: 540
			STS0061	Exhaust gas temperature sensor	C1	OE A0009056404; Position: before turbocharger; Cable length: 384
			STS0091	Exhaust gas temperature sensor	C1	OE A0071539028; Position: for soot particulate filter; Cable length: 466
			STS0151	Exhaust gas temperature sensor	C1	OE A0009056704; Position: before turbocharger; Cable length: 320
			STS0155	Exhaust gas temperature sensor	C1	OE A0019050600; Position: before soot particulate filter; Cable length: 528
			STS0205	Exhaust gas temperature sensor	C1	OE A0019050700; Position: for soot particulate filter; Cable length: 255
			SPS007	Exhaust gas pressure sensor	C2	OE A0041539528
			SPS014	Exhaust gas pressure sensor	C2	OE A6429050200
			SPA181	Coolant temperature sensor	E3	OE 0005426218
E 250 CDI / BlueTEC / d (207.303, 207.304)	150	01/09 → 12/16	ATS21	Air temperature sensor	A1	OE 0005422818
			APS33	Intake pressure sensor	A3	OE 0041533028
			SAC127	Camshaft sensor	B2	OE 0061537728
			SAG023	Crankshaft sensor	B3	OE 0031532728
			SAG219	Crankshaft sensor	B3	OE 2761530128
			STS0023	Exhaust gas temperature sensor	C1	OE A0009055205; Position: in front of the catalyst; Cable length: 540
			STS0061	Exhaust gas temperature sensor	C1	OE A0009056404; Position: before turbocharger; Cable length: 384
			STS0091	Exhaust gas temperature sensor	C1	OE A0071539028; Position: for soot particulate filter; Cable length: 466

	kW			DESCRIPTION	TYPE	
MERCEDES-BENZ						
CLASSE E Coupé (C207)						
E 250 CDI / BlueTEC / d (207.303, 207.304)	150	01/09 → 12/16	STS0155	Exhaust gas temperature sensor	C1	OE A0019050600; Position: before soot particulate filter; Cable length: 528
			STS0205	Exhaust gas temperature sensor	C1	OE A0019050700; Position: for soot particulate filter; Cable length: 255
			SPS007	Exhaust gas pressure sensor	C2	OE A0041539528
			SPS014	Exhaust gas pressure sensor	C2	OE A6429050200
			SPA181	Coolant temperature sensor	E3	OE 0005426218
E 350 CDI (207.322)	170	01/09 → 06/11	ATS21	Air temperature sensor	A1	OE 0005422818
			APS33	Intake pressure sensor	A3	OE 0041533028
			SAC012	Camshaft sensor	B2	OE 0031539728
			SAG219	Crankshaft sensor	B3	OE 2761530128
			SAG248	Crankshaft sensor	B3	OE 0041538728
			STS0155	Exhaust gas temperature sensor	C1	OE A0019050600; Position: before soot particulate filter; Cable length: 528
			SPS007	Exhaust gas pressure sensor	C2	OE A0041539528
			SPA181	Coolant temperature sensor	E3	OE 0005426218
			APS136	Fuel pressure sensor	F2	OE 0061537828
CLASSE E T-Model (S124)						
E 200 T (124.079)	100	06/93 → 06/96	SAG264	Crankshaft sensor	B3	OE 0021531728
E 220 T (124.082)	110	06/93 → 06/96	SAC043	Camshaft sensor	B2	OE 0021539528
			SAG218	Crankshaft sensor	B3	OE 0031537328
E 280 T (124.088)	145	06/93 → 06/96	SAG264	Crankshaft sensor	B3	OE 0021531728
			SAC043	Camshaft sensor	B2	OE 0021539528
	142	06/93 → 06/96	SAG218	Crankshaft sensor	B3	OE 0031537328
			SAC043	Camshaft sensor	B2	OE 0021539528
			SAG264	Crankshaft sensor	B3	OE 0021531728
E 300 T 4-matic (124.290)	132	06/93 → 06/96	SPA136	Coolant temperature sensor	E3	OE 0085423217
E 300 TD (124.191)	100	06/93 → 06/96	SPA136	Coolant temperature sensor	E3	OE 0085423217
E 320 T (124.092)	162	06/93 → 06/96	SAC043	Camshaft sensor	B2	OE 0021539528
			SAG218	Crankshaft sensor	B3	OE 0031537328
			SAG264	Crankshaft sensor	B3	OE 0021531728
E 36 T AMG (124.092)	200	05/94 → 06/96	SAC043	Camshaft sensor	B2	OE 0021539528
			SAG218	Crankshaft sensor	B3	OE 0031537328
			SAG264	Crankshaft sensor	B3	OE 0021531728
CLASSE E T-Model (S210)						
E 200 T (210.235)	100	06/96 → 08/00	SAC016	Camshaft sensor	B2	OE 0031539128
		06/96 → 06/98	SAG146	Crankshaft sensor	B3	OE 0031537228
E 200 T Kompressor (210.245)	137	06/97 → 03/03	SAC016	Camshaft sensor	B2	OE 0031539128
E 220 T CDI (210.206)	105	07/99 → 03/03	ATS21	Air temperature sensor	A1	OE 0005422818
			APS60	Intake pressure sensor	A3	OE 0041533128
			SAC012	Camshaft sensor	B2	OE 0031539728
			SAG023	Crankshaft sensor	B3	OE 0031532728
			SAG239	Crankshaft sensor	B3	OE 0031538328
			SPA163	Coolant temperature sensor	E3	OE 0009050700
			SPA181	Coolant temperature sensor	E3	OE 0005426218
			APS129	Fuel pressure sensor	F2	OE 0051535828
			APS130	Fuel pressure sensor	F2	OE 0041531528
	100	05/99 → 03/03	SAG146	Crankshaft sensor	B3	OE 0031537228
E 230 T (210.237)	110	06/96 → 06/97	SAC016	Camshaft sensor	B2	OE 0031539128
			SAG146	Crankshaft sensor	B3	OE 0031537228
E 250 T D (210.210)	83	06/96 → 07/99	SAG146	Crankshaft sensor	B3	OE 0031537228

	KW			DESCRIPTION	TYPE			
MERCEDES-BENZ								
CLASSE E T-Model (S210)								
E 250 T Turbo-D (210.215)	110	06/97 → 07/99	SAG146	Crankshaft sensor	B3	OE 0031537228		
E 270 T CDI (210.216)	125	07/99 → 03/03	ATS21	Air temperature sensor	A1	OE 0005422818		
			APS60	Intake pressure sensor	A3	OE 0041533128		
			SAC012	Camshaft sensor	B2	OE 0031539728		
			SAG023	Crankshaft sensor	B3	OE 0031532728		
			SAG239	Crankshaft sensor	B3	OE 0031538328		
			SPA163	Coolant temperature sensor	E3	OE 0009050700		
			APS129	Fuel pressure sensor	F2	OE 0051535828		
			APS130	Fuel pressure sensor	F2	OE 0041531528		
E 290 T Turbo-D (210.217)	95	06/96 → 07/99	SAG146	Crankshaft sensor	B3	OE 0031537228		
E 300 T Turbo-D (210.225)	130	12/96 → 07/99	SAG146	Crankshaft sensor	B3	OE 0031537228		
E 320 T CDI (210.226)	145	07/99 → 03/03	ATS21	Air temperature sensor	A1	OE 0005422818		
			APS60	Intake pressure sensor	A3	OE 0041533128		
			SAC012	Camshaft sensor	B2	OE 0031539728		
			SAG023	Crankshaft sensor	B3	OE 0031532728		
			SPA163	Coolant temperature sensor	E3	OE 0009050700		
			APS130	Fuel pressure sensor	F2	OE 0041531528		
E 420 T (210.272)	205	06/96 → 06/97	SAG146	Crankshaft sensor	B3	OE 0031537228		
CLASSE E T-Model (S211)								
E 220 T CDI (211.206)	110	03/03 → 07/09	ATS21	Air temperature sensor	A1	OE 0005422818		
			APS60	Intake pressure sensor	A3	OE 0041533128		
			SAC012	Camshaft sensor	B2	OE 0031539728		
			SAG023	Crankshaft sensor	B3	OE 0031532728		
			SAG239	Crankshaft sensor	B3	OE 0031538328		
			STS0035	Exhaust gas temperature sensor	C1	OE A0009058804; Position: post-catalyst; Cable length: 635		
			STS0109	Exhaust gas temperature sensor	C1	OE A0051531128; Position: post-catalyst; Cable length: 475		
			SPS007	Exhaust gas pressure sensor	C2	OE A0041539528		
		03/03 → 03/06	MWSS103	ABS sensor	D1	OE 2115401317; Position: front axle left and right		
			MWSS104	ABS sensor	D1	OE 2115400417; Position: rear axle left and right		
		03/03 → 07/09	SPA163	Coolant temperature sensor	E3	OE 0009050700		
			SPA181	Coolant temperature sensor	E3	OE 0005426218		
		E 220 T CDI (211.208)	125	04/06 → 07/09	ATS21	Air temperature sensor	A1	OE 0005422818
					SAC012	Camshaft sensor	B2	OE 0031539728
SAG023	Crankshaft sensor				B3	OE 0031532728		
SAG239	Crankshaft sensor				B3	OE 0031538328		
STS0023	Exhaust gas temperature sensor				C1	OE A0009055205; Cable length: 540		
STS0035	Exhaust gas temperature sensor				C1	OE A0009058804; Position: post-catalyst; Cable length: 635		
STS0061	Exhaust gas temperature sensor				C1	OE A0009056404; Position: exhaust pipe at exhaust turbocharger; Cable length: 384		
STS0109	Exhaust gas temperature sensor				C1	OE A0051531128; Position: post-catalyst; Cable length: 475		
STS0199	Exhaust gas temperature sensor				C1	OE A0051531728; Position: before turbocharger; Cable length: 470		
SPS007	Exhaust gas pressure sensor				C2	OE A0041539528		
MWSS103	ABS sensor				D1	OE 2115401317; Position: front axle left and right		
MWSS104	ABS sensor				D1	OE 2115400417; Position: rear axle left and right		

	kw			DESCRIPTION	TYPE		
MERCEDES-BENZ							
CLASSE E T-Model (S211)							
E 220 T CDI (211.208)	125	04/06 → 07/09	SPA163	Coolant temperature sensor	E3	OE 0009050700	
			SPA181	Coolant temperature sensor	E3	OE 0005426218	
E 270 T CDI (211.216)	130	03/03 → 07/09	ATS21	Air temperature sensor	A1	OE 0005422818	
			APS33	Intake pressure sensor	A3	OE 0041533028	
			APS60	Intake pressure sensor	A3	OE 0041533128	
			SAC012	Camshaft sensor	B2	OE 0031539728	
			SAG023	Crankshaft sensor	B3	OE 0031532728	
			SAG239	Crankshaft sensor	B3	OE 0031538328	
			MWSS103	ABS sensor	D1	OE 2115401317; Position: front axle left and right	
				MWSS104	ABS sensor	D1	OE 2115400417; Position: rear axle left and right
			03/03 → 07/09	SPA163	Coolant temperature sensor	E3	OE 0009050700
				SPA181	Coolant temperature sensor	E3	OE 0005426218
				APS127	Fuel pressure sensor	F2	OE 0041536728
	E 280 T CDI (211.220)	140	03/05 → 07/09	ATS21	Air temperature sensor	A1	OE 0005422818
				SAC012	Camshaft sensor	B2	OE 0031539728
SAG239				Crankshaft sensor	B3	OE 0031538328	
SAG248				Crankshaft sensor	B3	OE 0041538728	
STS0109				Exhaust gas temperature sensor	C1	OE A0051531128; Position: for catalytic converter; Cable length: 475	
STS0151				Exhaust gas temperature sensor	C1	OE A0009056704; Position: before turbocharger; Cable length: 320	
STS0179				Exhaust gas temperature sensor	C1	OE A0009059000; Position: for catalytic converter; Cable length: 310	
SPS007				Exhaust gas pressure sensor	C2	OE A0041539528	
MWSS103				ABS sensor	D1	OE 2115401317; Position: front axle left and right	
MWSS104				ABS sensor	D1	OE 2115400417; Position: rear axle left and right	
SPA163				Coolant temperature sensor	E3	OE 0009050700	
SPA181				Coolant temperature sensor	E3	OE 0005426218	
APS127				Fuel pressure sensor	F2	OE 0041536728	
E 320 T CDI (211.222)	165	03/05 → 07/09	ATS21	Air temperature sensor	A1	OE 0005422818	
			SAC012	Camshaft sensor	B2	OE 0031539728	
			SAG248	Crankshaft sensor	B3	OE 0041538728	
			SPS007	Exhaust gas pressure sensor	C2	OE A0041539528	
			MWSS103	ABS sensor	D1	OE 2115401317; Position: front axle left and right	
			MWSS104	ABS sensor	D1	OE 2115400417; Position: rear axle left and right	
			SPA163	Coolant temperature sensor	E3	OE 0009050700	
			SPA181	Coolant temperature sensor	E3	OE 0005426218	
			APS127	Fuel pressure sensor	F2	OE 0041536728	
			E 320 T CDI (211.226)	150	03/03 → 07/09	ATS21	Air temperature sensor
APS60	Intake pressure sensor	A3				OE 0041533128	
SAC012	Camshaft sensor	B2				OE 0031539728	
SAG023	Crankshaft sensor	B3				OE 0031532728	
				SPS007	Exhaust gas pressure sensor	C2	OE A0041539528
		03/03 → 03/05		MWSS103	ABS sensor	D1	OE 2115401317; Position: front axle left and right
				MWSS104	ABS sensor	D1	OE 2115400417; Position: rear axle left and right

	KW			DESCRIPTION	TYPE	
MERCEDES-BENZ						
CLASSE E T-Model (S211)						
E 320 T CDI (211.226)	150	03/03 → 07/09	SPA163	Coolant temperature sensor	E3	OE 0009050700
			SPA181	Coolant temperature sensor	E3	OE 0005426218
			APS127	Fuel pressure sensor	F2	OE 0041536728
CLASSE E T-Model (S212)						
E 200 CDI / BlueTEC (212.205, 212.206)	100	11/09 → 12/16	ATS21	Air temperature sensor	A1	OE 0005422818
			APS33	Intake pressure sensor	A3	OE 0041533028
			SAC127	Camshaft sensor	B2	OE 0061537728
			SAG023	Crankshaft sensor	B3	OE 0031532728
			SAG219	Crankshaft sensor	B3	OE 2761530128
			SAG239	Crankshaft sensor	B3	OE 0031538328
			STS0023	Exhaust gas temperature sensor	C1	OE A0009055205; Position: in front of the catalyst; Cable length: 540
			STS0061	Exhaust gas temperature sensor	C1	OE A0009056404; Position: before turbocharger; Cable length: 384
			STS0091	Exhaust gas temperature sensor	C1	OE A0071539028; Position: for soot particulate filter; Cable length: 466
			STS0205	Exhaust gas temperature sensor	C1	OE A0019050700; Position: for soot particulate filter; Cable length: 255
			SPS007	Exhaust gas pressure sensor	C2	OE A0041539528
			SPS014	Exhaust gas pressure sensor	C2	OE A6429050200
			SPA181	Coolant temperature sensor	E3	OE 0005426218
E 220 CDI / BlueTEC (212.202, 212.201)	125	11/09 → 12/16	ATS21	Air temperature sensor	A1	OE 0005422818
			APS33	Intake pressure sensor	A3	OE 0041533028
			SAC127	Camshaft sensor	B2	OE 0061537728
			SAG023	Crankshaft sensor	B3	OE 0031532728
			SAG219	Crankshaft sensor	B3	OE 2761530128
			SAG239	Crankshaft sensor	B3	OE 0031538328
			STS0023	Exhaust gas temperature sensor	C1	OE A0009055205; Position: in front of the catalyst; Cable length: 540
			STS0061	Exhaust gas temperature sensor	C1	OE A0009056404; Position: before turbocharger; Cable length: 384
			STS0091	Exhaust gas temperature sensor	C1	OE A0071539028; Position: for soot particulate filter; Cable length: 466
			STS0151	Exhaust gas temperature sensor	C1	OE A0009056704; Position: before turbocharger; Cable length: 320
			STS0205	Exhaust gas temperature sensor	C1	OE A0019050700; Position: for soot particulate filter; Cable length: 255
			SPS007	Exhaust gas pressure sensor	C2	OE A0041539528
			SPS014	Exhaust gas pressure sensor	C2	OE A6429050200
SPA181	Coolant temperature sensor	E3	OE 0005426218			
E 250 CDI / BlueTEC (212.203, 212.204)	150	11/09 → 12/16	ATS21	Air temperature sensor	A1	OE 0005422818
			APS33	Intake pressure sensor	A3	OE 0041533028
			SAC127	Camshaft sensor	B2	OE 0061537728
			SAG023	Crankshaft sensor	B3	OE 0031532728
			SAG219	Crankshaft sensor	B3	OE 2761530128
			STS0023	Exhaust gas temperature sensor	C1	OE A0009055205; Position: in front of the catalyst; Cable length: 540
			STS0061	Exhaust gas temperature sensor	C1	OE A0009056404; Position: before turbocharger; Cable length: 384
			STS0091	Exhaust gas temperature sensor	C1	OE A0071539028; Position: for soot particulate filter; Cable length: 466
			STS0205	Exhaust gas temperature sensor	C1	OE A0019050700; Position: for soot particulate filter; Cable length: 255
			SPS007	Exhaust gas pressure sensor	C2	OE A0041539528

	KW			DESCRIPTION	TYPE	
MERCEDES-BENZ						
CLASSE E T-Model (S212)						
E 250 CDI / BlueTEC (212.203, 212.204)	150	11/09 → 12/16	SPS014	Exhaust gas pressure sensor	C2	OE A6429050200
			SPA181	Coolant temperature sensor	E3	OE 0005426218
			APS33	Intake pressure sensor	A3	OE 0041533028
			SAG219	Crankshaft sensor	B3	OE 2761530128
		03/10 → 12/16	SAG248	Crankshaft sensor	B3	OE 0041538728
E 300 CDI / BlueTEC (212.227, 212.221)	170	11/09 → 12/16	STS0151	Exhaust gas temperature sensor	C1	OE A0009056704; Position: before turbocharger; Cable length: 320
			STS0155	Exhaust gas temperature sensor	C1	OE A0019050600; Position: before soot particulate filter; Cable length: 528
			STS0179	Exhaust gas temperature sensor	C1	OE A0009059000; Position: in front of the catalyst; Cable length: 310
			SPS007	Exhaust gas pressure sensor	C2	OE A0041539528
			SPS014	Exhaust gas pressure sensor	C2	OE A6429050200
			APS136	Fuel pressure sensor	F2	OE 0061537828
CLASSE G (W460)						
230 G (460,2)	66	03/79 → 07/93	SPA136	Coolant temperature sensor	E3	OE 0085423217
	75	02/80 → 07/87	SPA136	Coolant temperature sensor	E3	OE 0085423217
230 GE (460,2)	90	05/87 → 08/92	SAG264	Crankshaft sensor	B3	OE 0021531728
			SPA136	Coolant temperature sensor	E3	OE 0085423217
	92	04/82 → 08/92	SPA136	Coolant temperature sensor	E3	OE 0085423217
	110	08/84 → 08/89	SPA136	Coolant temperature sensor	E3	OE 0085423217
	115	11/79 → 08/89	SPA136	Coolant temperature sensor	E3	OE 0085423217
CLASSE G (W461)						
230 GE (461)	92	06/93 → 07/00	SAG264	Crankshaft sensor	B3	OE 0021531728
230 GE (461.238, 461.239)	90	09/89 → 07/96	SAG264	Crankshaft sensor	B3	OE 0021531728
			SPA136	Coolant temperature sensor	E3	OE 0085423217
CLASSE G (W463)						
230 GE (463.224, 463.225)	93	06/90 → 06/93	SPA136	Coolant temperature sensor	E3	OE 0085423217
300 GE (463.227, 463.228)	128	06/90 → 08/97	SPA136	Coolant temperature sensor	E3	OE 0085423217
	125	09/89 → 08/93	SPA136	Coolant temperature sensor	E3	OE 0085423217
500 GE (463.228)	177	09/93 → 12/94	SPA136	Coolant temperature sensor	E3	OE 0085423217
G 320 (463.230, 463.231)	155	09/94 → 12/97	SAC043	Camshaft sensor	B2	OE 0021539528
			SAG218	Crankshaft sensor	B3	OE 0031537328
G 36 AMG (463.230)	200	01/95 → 07/98	SAC043	Camshaft sensor	B2	OE 0021539528
			SAG218	Crankshaft sensor	B3	OE 0031537328
CLASSE G Cabrio (W463)						
200 GE (463.200)	80	01/90 → 07/93	SPA136	Coolant temperature sensor	E3	OE 0085423217
230 GE (463.204)	93	06/90 → 02/93	SPA136	Coolant temperature sensor	E3	OE 0085423217
300 GE (463.207)	125	09/89 → 09/97	SPA136	Coolant temperature sensor	E3	OE 0085423217
320 GE (463.208)	155	09/94 → 11/97	SAC043	Camshaft sensor	B2	OE 0021539528
			SAG218	Crankshaft sensor	B3	OE 0031537328
CLASSE GLA (X156)						
GLA 180 (156.942)	90	02/15 →	SAC128	Camshaft sensor	B2	OE 2709050400
			MWSS136	ABS sensor	D1	OE 2465402510; Position: front axle left and right
GLA 180 CDI / d (156.912)	80	07/14 →	SPS012	Exhaust gas pressure sensor	C2	OE A6079050500
			MWSS136	ABS sensor	D1	OE 2465402510; Position: front axle left and right
			MWSS137	ABS sensor	D1	OE 2465400417; Position: rear axle left and right
GLA 200 (156.943)	115	12/13 →	SAC128	Camshaft sensor	B2	OE 2709050400
			MWSS136	ABS sensor	D1	OE 2465402510; Position: front axle left and right





	KW			DESCRIPTION	TYPE	
MERCEDES-BENZ						
CLASSE GLA (X156)						
GLA 200 (156.943)	115	12/13 →	MWSS137	ABS sensor	D1	OE 2465400417; Position: rear axle left and right
GLA 200 CDI / d (156.908)	100	12/13 →	APS33	Intake pressure sensor	A3	OE 0041533028
			SAC127	Camshaft sensor	B2	OE 0061537728
			SAG219	Crankshaft sensor	B3	OE 2761530128
			SPS014	Exhaust gas pressure sensor	C2	OE A6429050200
			MWSS136	ABS sensor	D1	OE 2465402510; Position: front axle left and right
			MWSS137	ABS sensor	D1	OE 2465400417; Position: rear axle left and right
GLA 220 CDI 4-matic (156.905)	125	12/13 →	SAC127	Camshaft sensor	B2	OE 0061537728
			SAG219	Crankshaft sensor	B3	OE 2761530128
			SPS014	Exhaust gas pressure sensor	C2	OE A6429050200
			MWSS136	ABS sensor	D1	OE 2465402510; Position: front axle left and right
			MWSS137	ABS sensor	D1	OE 2465400417; Position: rear axle left and right
GLA 220 d 4-matic (156.905)	130	07/15 →	SAC127	Camshaft sensor	B2	OE 0061537728
			SAG219	Crankshaft sensor	B3	OE 2761530128
			SPS014	Exhaust gas pressure sensor	C2	OE A6429050200
			MWSS136	ABS sensor	D1	OE 2465402510; Position: front axle left and right
CLASSE GLK (X204)						
200 CDI (204.901)	105	07/10 → 06/15	APS33	Intake pressure sensor	A3	OE 0041533028
			SAC127	Camshaft sensor	B2	OE 0061537728
			SAG023	Crankshaft sensor	B3	OE 0031532728
			SAG219	Crankshaft sensor	B3	OE 2761530128
			STS0061	Exhaust gas temperature sensor	C1	OE A0009056404; Position: before turbocharger; Cable length: 384
			SPS007	Exhaust gas pressure sensor	C2	OE A0041539528
220 CDI (204.902)	125	12/08 → 06/15	ATS21	Air temperature sensor	A1	OE 0005422818
		04/09 → 06/15	APS33	Intake pressure sensor	A3	OE 0041533028
	12/08 → 06/15	SAC127	Camshaft sensor	B2	OE 0061537728	
		SAG023	Crankshaft sensor	B3	OE 0031532728	
		SAG219	Crankshaft sensor	B3	OE 2761530128	
		SAG239	Crankshaft sensor	B3	OE 0031538328	
		STS0061	Exhaust gas temperature sensor	C1	OE A0009056404; Position: before turbocharger; Cable length: 384	
		SPS007	Exhaust gas pressure sensor	C2	OE A0041539528	
		SPS014	Exhaust gas pressure sensor	C2	OE A6429050200	
		SPA181	Coolant temperature sensor	E3	OE 0005426218	
220 CDI 4-matic (204.984, 204.997)	125	12/08 → 06/15	ATS21	Air temperature sensor	A1	OE 0005422818
			APS33	Intake pressure sensor	A3	OE 0041533028
			SAC127	Camshaft sensor	B2	OE 0061537728
			SAG023	Crankshaft sensor	B3	OE 0031532728
			SAG219	Crankshaft sensor	B3	OE 2761530128
			STS0061	Exhaust gas temperature sensor	C1	OE A0009056404; Position: before turbocharger; Cable length: 384
			STS0185	Exhaust gas temperature sensor	C1	OE A0009059004; Position: in front of the catalyst; Cable length: 475
			SPS007	Exhaust gas pressure sensor	C2	OE A0041539528
			SPS014	Exhaust gas pressure sensor	C2	OE A6429050200
			SPA181	Coolant temperature sensor	E3	OE 0005426218
250 CDI 4-matic (204.982, 204.904)	150	09/09 → 06/15	ATS21	Air temperature sensor	A1	OE 0005422818
			APS33	Intake pressure sensor	A3	OE 0041533028

	KW			DESCRIPTION	TYPE	
MERCEDES-BENZ						
CLASSE GLK (X204)						
250 CDI 4-matic (204.982, 204.904)	150	09/09 → 06/15	SAC127	Camshaft sensor	B2	OE 0061537728
			SAG023	Crankshaft sensor	B3	OE 0031532728
			SAG219	Crankshaft sensor	B3	OE 2761530128
			STS0061	Exhaust gas temperature sensor	C1	OE A0009056404; Position: before turbocharger; Cable length: 384
			SPS007	Exhaust gas pressure sensor	C2	OE A0041539528
			SPS014	Exhaust gas pressure sensor	C2	OE A6429050200
			SPA181	Coolant temperature sensor	E3	OE 0005426218
320 CDI 4-matic (204.983)	165	06/08 → 06/15	ATS21	Air temperature sensor	A1	OE 0005422818
			APS33	Intake pressure sensor	A3	OE 0041533028
			SAC012	Camshaft sensor	B2	OE 0031539728
			SAG248	Crankshaft sensor	B3	OE 0041538728
			STS0155	Exhaust gas temperature sensor	C1	OE A0019050600; Position: in front of the catalyst; Cable length: 528
			SPS007	Exhaust gas pressure sensor	C2	OE A0041539528
			SPA181	Coolant temperature sensor	E3	OE 0005426218
			CLASSE M (W163)			
ML 230 (163.136)	110	02/98 → 06/05	SAC016	Camshaft sensor	B2	OE 0031539128
ML 270 CDI (163.113)	120	12/99 → 06/05	ATS21	Air temperature sensor	A1	OE 0005422818
			SAC012	Camshaft sensor	B2	OE 0031539728
			SAG023	Crankshaft sensor	B3	OE 0031532728
			SAG239	Crankshaft sensor	B3	OE 0031538328
			SPA163	Coolant temperature sensor	E3	OE 0009050700
			APS129	Fuel pressure sensor	F2	OE 0051535828
			APS130	Fuel pressure sensor	F2	OE 0041531528
ML 320 (163.154)	160	02/98 → 08/02	APS33	Intake pressure sensor	A3	OE 0041533028
			SAD018	Knock sensor	B1	OE 0031538628
			SAC012	Camshaft sensor	B2	OE 0031539728
			SAG023	Crankshaft sensor	B3	OE 0031532728
			SAG239	Crankshaft sensor	B3	OE 0031538328
			SPA163	Coolant temperature sensor	E3	OE 0009050700
ML 400 CDI (163.128)	184	09/01 → 06/05	ATS21	Air temperature sensor	A1	OE 0005422818
			APS33	Intake pressure sensor	A3	OE 0041533028
			APS60	Intake pressure sensor	A3	OE 0041533128
			SAC012	Camshaft sensor	B2	OE 0031539728
			SAG023	Crankshaft sensor	B3	OE 0031532728
			SPA163	Coolant temperature sensor	E3	OE 0009050700
			APS129	Fuel pressure sensor	F2	OE 0051535828
			APS130	Fuel pressure sensor	F2	OE 0041531528
CLASSE M (W164)						
ML 280 CDI 4-matic (164.120)	140	07/05 → 07/09	ATS21	Air temperature sensor	A1	OE 0005422818
			APS33	Intake pressure sensor	A3	OE 0041533028
			SAC012	Camshaft sensor	B2	OE 0031539728
			SAG248	Crankshaft sensor	B3	OE 0041538728
			STS0023	Exhaust gas temperature sensor	C1	OE A0009055205; Position: after soot particulate filter; Cable length: 540
			STS0091	Exhaust gas temperature sensor	C1	OE A0071539028; Position: before soot particulate filter; Cable length: 466
			STS0179	Exhaust gas temperature sensor	C1	OE A0009059000; Position: for catalytic converter; Cable length: 310
			SPS007	Exhaust gas pressure sensor	C2	OE A0041539528

	KW			DESCRIPTION	TYPE	
MERCEDES-BENZ						
CLASSE M (W164)						
ML 280 CDI 4-matic (164.120)	140	07/05 → 07/09	SPA181	Coolant temperature sensor	E3	OE 0005426218
			APS127	Fuel pressure sensor	F2	OE 0041536728
			ATS21	Air temperature sensor	A1	OE 0005422818
			SAC012	Camshaft sensor	B2	OE 0031539728
			SAG248	Crankshaft sensor	B3	OE 0041538728
			STS0023	Exhaust gas temperature sensor	C1	OE A0009055205; Position: after soot particulate filter; Cable length: 540
ML 320 CDI 4-matic (164.122)	165	07/05 → 07/09	STS0091	Exhaust gas temperature sensor	C1	OE A0071539028; Position: before soot particulate filter; Cable length: 466
			STS0179	Exhaust gas temperature sensor	C1	OE A0009059000; Position: for catalytic converter; Cable length: 310
			SPS007	Exhaust gas pressure sensor	C2	OE A0041539528
			SPA181	Coolant temperature sensor	E3	OE 0005426218
			APS127	Fuel pressure sensor	F2	OE 0041536728
ML 350 CDI 4-matic (164.125, 164.124)	170	02/10 → 12/11	APS33	Intake pressure sensor	A3	OE 0041533028
			SAC012	Camshaft sensor	B2	OE 0031539728
			SAG219	Crankshaft sensor	B3	OE 2761530128
			SAG248	Crankshaft sensor	B3	OE 0041538728
			STS0023	Exhaust gas temperature sensor	C1	OE A0009055205; Cable length: 540
			STS0179	Exhaust gas temperature sensor	C1	OE A0009059000; Position: for catalytic converter; Cable length: 310
			SPS007	Exhaust gas pressure sensor	C2	OE A0041539528
			APS136	Fuel pressure sensor	F2	OE 0061537828
CLASSE M (W166)						
ML 250 CDI / BlueTEC 4-matic (166.004, 166.003)	150	06/11 → 12/15	APS33	Intake pressure sensor	A3	OE 0041533028
			SAC127	Camshaft sensor	B2	OE 0061537728
			SAG023	Crankshaft sensor	B3	OE 0031532728
			SAG219	Crankshaft sensor	B3	OE 2761530128
			STS0023	Exhaust gas temperature sensor	C1	OE A0009055205; Position: in front of the catalyst; Cable length: 540
			STS0061	Exhaust gas temperature sensor	C1	OE A0009056404; Position: before turbocharger; Cable length: 384
ML 350 BlueTEC 4-matic (166.024)	190	06/11 → 02/15	APS33	Intake pressure sensor	A3	OE 0041533028
			SAC012	Camshaft sensor	B2	OE 0031539728
			SAG219	Crankshaft sensor	B3	OE 2761530128
			STS0023	Exhaust gas temperature sensor	C1	OE A0009055205; Position: in front of the catalyst; Cable length: 540
			STS0151	Exhaust gas temperature sensor	C1	OE A0009056704; Position: before turbocharger; Cable length: 320
			SPS007	Exhaust gas pressure sensor	C2	OE A0041539528
			SPS014	Exhaust gas pressure sensor	C2	OE A6429050200
			APS136	Fuel pressure sensor	F2	OE 0061537828
CLASSE R (W251, V251)						
R 320 CDI 4-matic (251.022, 251.122)	165	01/06 → 07/10	ATS21	Air temperature sensor	A1	OE 0005422818
			APS33	Intake pressure sensor	A3	OE 0041533028
			SAC012	Camshaft sensor	B2	OE 0031539728
			SAG248	Crankshaft sensor	B3	OE 0041538728
			STS0109	Exhaust gas temperature sensor	C1	OE A0051531128; Position: for catalytic converter; Cable length: 475
			SPS007	Exhaust gas pressure sensor	C2	OE A0041539528

	kw			DESCRIPTION	TYPE	
MERCEDES-BENZ						
CLASSE R (W251, V251)						
R 320 CDI 4-matic (251.022, 251.122)	165	01/06 → 07/10	SPA181	Coolant temperature sensor	E3	OE 0005426218
			APS127	Fuel pressure sensor	F2	OE 0041536728
CLASSE S (W126)						
260 SE (126.020)	118	09/85 → 06/91	SPA136	Coolant temperature sensor	E3	OE 0085423217
	122	09/85 → 06/91	SPA136	Coolant temperature sensor	E3	OE 0085423217
300 SE, SEL (126.024, 126.025)	132	01/86 → 06/91	SPA136	Coolant temperature sensor	E3	OE 0085423217
	138	09/85 → 12/89	SPA136	Coolant temperature sensor	E3	OE 0085423217
420 SE, SEL	165	10/85 → 06/91	SPA136	Coolant temperature sensor	E3	OE 0085423217
	170	10/85 → 12/87	SPA136	Coolant temperature sensor	E3	OE 0085423217
420 SE, SEL (126.034)	160	10/85 → 12/87	SPA136	Coolant temperature sensor	E3	OE 0085423217
420 SE, SEL (126.034, 126.035)	150	10/85 → 06/91	SPA136	Coolant temperature sensor	E3	OE 0085423217
500 SE, SEL	185	09/87 → 06/91	SPA136	Coolant temperature sensor	E3	OE 0085423217
	195	09/87 → 06/91	SPA136	Coolant temperature sensor	E3	OE 0085423217
500 SE, SEL (126.036)	164	09/85 → 06/91	SPA136	Coolant temperature sensor	E3	OE 0085423217
	170	12/79 → 08/85	SPA136	Coolant temperature sensor	E3	OE 0085423217
	177	12/79 → 08/85	SPA136	Coolant temperature sensor	E3	OE 0085423217
	180	09/85 → 06/91	SPA136	Coolant temperature sensor	E3	OE 0085423217
500 SE, SEL Cat	185	06/89 → 06/91	SPA136	Coolant temperature sensor	E3	OE 0085423217
560 SE, SEL	205	08/87 → 06/91	SPA136	Coolant temperature sensor	E3	OE 0085423217
	220	10/85 → 06/91	SPA136	Coolant temperature sensor	E3	OE 0085423217
560 SE, SEL (126.038)	200	10/85 → 12/87	SPA136	Coolant temperature sensor	E3	OE 0085423217
560 SE, SEL (126.038, 126.039)	178	10/85 → 06/91	SPA136	Coolant temperature sensor	E3	OE 0085423217
CLASSE S (W140)						
300 SE 2.8 (140.028)	145	01/93 → 10/98	SAC043	Camshaft sensor	B2	OE 0021539528
			SAG218	Crankshaft sensor	B3	OE 0031537328
300 SE, SEL/S320 (140.032, 140.033)	170	03/91 → 10/98	SAC016	Camshaft sensor	B2	OE 0031539128
			SAC043	Camshaft sensor	B2	OE 0021539528
			SAG218	Crankshaft sensor	B3	OE 0031537328
400 SE, SEL/S420 (140.042, 140.043)	210	02/91 → 10/98	SPA136	Coolant temperature sensor	E3	OE 0085423217
			SAC043	Camshaft sensor	B2	OE 0021539528
			SAG146	Crankshaft sensor	B3	OE 0031537228
			SAG264	Crankshaft sensor	B3	OE 0021531728
500 SE, SEL (140.050, 140.051)	240	02/91 → 10/98	SPA136	Coolant temperature sensor	E3	OE 0085423217
			SAC043	Camshaft sensor	B2	OE 0021539528
			SAG264	Crankshaft sensor	B3	OE 0021531728
600 SE, SEL (140.056, 140.057)	300	04/91 → 12/92	SPA136	Coolant temperature sensor	E3	OE 0085423217
S 280 (140.028)	142	02/93 → 10/98	SAC043	Camshaft sensor	B2	OE 0021539528
			SAG218	Crankshaft sensor	B3	OE 0031537328
S 300 Turbo-D (140.135)	130	05/96 → 10/98	SAG146	Crankshaft sensor	B3	OE 0031537228
S 420 (140.042)	205	01/93 → 10/98	SAC043	Camshaft sensor	B2	OE 0021539528
			SAG146	Crankshaft sensor	B3	OE 0031537228
			SAG264	Crankshaft sensor	B3	OE 0021531728
			SPA136	Coolant temperature sensor	E3	OE 0085423217
S 500 (140.050, 140.051)	235	01/93 → 10/98	SAC043	Camshaft sensor	B2	OE 0021539528
			SAG146	Crankshaft sensor	B3	OE 0031537228
			SAG264	Crankshaft sensor	B3	OE 0021531728
			SPA136	Coolant temperature sensor	E3	OE 0085423217
S 600 (140.056, 140.057)	290	09/95 → 10/98	SAG146	Crankshaft sensor	B3	OE 0031537228
		01/93 → 10/98	SPA136	Coolant temperature sensor	E3	OE 0085423217

	KW			DESCRIPTION	TYPE	
MERCEDES-BENZ						
CLASSE S (W220)						
S 320 (220.065, 220.165)	165	10/98 → 08/05	APS33	Intake pressure sensor	A3	OE 0041533028
			SAD018	Knock sensor	B1	OE 0031538628
			SAC012	Camshaft sensor	B2	OE 0031539728
			SAC104	Camshaft sensor	B2	OE 0061536128
			SAG023	Crankshaft sensor	B3	OE 0031532728
			SAG239	Crankshaft sensor	B3	OE 0031538328
S 320 CDI (220.025, 220.125)	150	09/02 → 08/05	SPA163	Coolant temperature sensor	E3	OE 0009050700
			ATS21	Air temperature sensor	A1	OE 0005422818
			APS60	Intake pressure sensor	A3	OE 0041533128
			SAC012	Camshaft sensor	B2	OE 0031539728
			SAG023	Crankshaft sensor	B3	OE 0031532728
			SPS007	Exhaust gas pressure sensor	C2	OE A0041539528
			SPA163	Coolant temperature sensor	E3	OE 0009050700
			SPA181	Coolant temperature sensor	E3	OE 0005426218
S 320 CDI (220.026, 220.126)	145	08/99 → 09/02	APS127	Fuel pressure sensor	F2	OE 0041536728
			ATS21	Air temperature sensor	A1	OE 0005422818
			APS60	Intake pressure sensor	A3	OE 0041533128
			SAC012	Camshaft sensor	B2	OE 0031539728
			SAG023	Crankshaft sensor	B3	OE 0031532728
			SPA163	Coolant temperature sensor	E3	OE 0009050700
			SPA181	Coolant temperature sensor	E3	OE 0005426218
S 500 (220.075, 220.175, 220.875)	225	10/98 → 08/05	APS130	Fuel pressure sensor	F2	OE 0041531528
			APS33	Intake pressure sensor	A3	OE 0041533028
			SAD018	Knock sensor	B1	OE 0031538628
			SAC012	Camshaft sensor	B2	OE 0031539728
			SAC104	Camshaft sensor	B2	OE 0061536128
			SAG023	Crankshaft sensor	B3	OE 0031532728
			SAG239	Crankshaft sensor	B3	OE 0031538328
CLASSE S (W221)						
S 320 CDI (221.022, 221.122)	173	12/05 → 06/09	SPA163	Coolant temperature sensor	E3	OE 0009050700
			ATS21	Air temperature sensor	A1	OE 0005422818
			APS33	Intake pressure sensor	A3	OE 0041533028
			SAC012	Camshaft sensor	B2	OE 0031539728
			SAG248	Crankshaft sensor	B3	OE 0041538728
			STS0109	Exhaust gas temperature sensor	C1	OE A0051531128; Position: particulate filter; Cable length: 475
			STS0185	Exhaust gas temperature sensor	C1	OE A0009059004; Position: particulate filter; Cable length: 475
			SPS007	Exhaust gas pressure sensor	C2	OE A0041539528
			SPA181	Coolant temperature sensor	E3	OE 0005426218
S 350 BlueTec (221.026, 221.126)	190	04/11 → 12/13	APS127	Fuel pressure sensor	F2	OE 0041536728
			APS33	Intake pressure sensor	A3	OE 0041533028
			SAC012	Camshaft sensor	B2	OE 0031539728
			SAG219	Crankshaft sensor	B3	OE 2761530128
			STS0151	Exhaust gas temperature sensor	C1	OE A0009056704; Position: before turbocharger; Cable length: 320
			STS0179	Exhaust gas temperature sensor	C1	OE A0009059000; Position: in front of the catalyst; Cable length: 310
			STS0185	Exhaust gas temperature sensor	C1	OE A0009059004; Position: before soot particulate filter; Cable length: 475
			STS0195	Exhaust gas temperature sensor	C1	OE A0019053000; Position: before soot particulate filter; Cable length: 1155

	kw			DESCRIPTION	TYPE	
MERCEDES-BENZ						
CLASSE S (W221)						
S 350 BlueTec (221.026, 221.126)	190	04/11 → 12/13	SPS007	Exhaust gas pressure sensor	C2	OE A0041539528
			APS136	Fuel pressure sensor	F2	OE 0061537828
CLASSE S (W222, V222, X222)						
S 350 BlueTEC / d (222.132, 222.032, 222.123)	190	05/13 → 05/17	APS33	Intake pressure sensor	A3	OE 0041533028
			STS0151	Exhaust gas temperature sensor	C1	OE A0009056704; Position: before turbocharger; Cable length: 320
			SPS014	Exhaust gas pressure sensor	C2	OE A6429050200
			APS136	Fuel pressure sensor	F2	OE 0061537828
CLASSE S Coupé (C126)						
380 SEC (126.043)	150	10/81 → 07/85	SPA136	Coolant temperature sensor	E3	OE 0085423217
420 SEC (126.046)	150	10/85 → 06/91	SPA136	Coolant temperature sensor	E3	OE 0085423217
	160	10/85 → 12/87	SPA136	Coolant temperature sensor	E3	OE 0085423217
	165	10/85 → 06/91	SPA136	Coolant temperature sensor	E3	OE 0085423217
500 SEC (126.044)	164	10/85 → 06/91	SPA136	Coolant temperature sensor	E3	OE 0085423217
	170	10/81 → 08/85	SPA136	Coolant temperature sensor	E3	OE 0085423217
	180	09/85 → 06/91	SPA136	Coolant temperature sensor	E3	OE 0085423217
	185	08/87 → 06/91	SPA136	Coolant temperature sensor	E3	OE 0085423217
	195	09/85 → 06/91	SPA136	Coolant temperature sensor	E3	OE 0085423217
500 SEC Cat	185	06/89 → 06/91	SPA136	Coolant temperature sensor	E3	OE 0085423217
560 SEC (126.045)	178	10/85 → 06/91	SPA136	Coolant temperature sensor	E3	OE 0085423217
	200	10/85 → 12/87	SPA136	Coolant temperature sensor	E3	OE 0085423217
	205	10/85 → 06/91	SPA136	Coolant temperature sensor	E3	OE 0085423217
	220	10/85 → 12/89	SPA136	Coolant temperature sensor	E3	OE 0085423217
CLASSE S Coupé (C140)						
500 SEC / CL 500 (140.070)	235	10/92 → 12/99	SAC043	Camshaft sensor	B2	OE 0021539528
		09/96 → 12/99	SAG146	Crankshaft sensor	B3	OE 0031537228
		10/92 → 12/99	SAG264	Crankshaft sensor	B3	OE 0021531728
			SPA136	Coolant temperature sensor	E3	OE 0085423217
SEC/CL 420 (140.063)	205	10/94 → 02/99	SAC043	Camshaft sensor	B2	OE 0021539528
		06/96 → 02/99	SAG146	Crankshaft sensor	B3	OE 0031537228
		10/94 → 02/99	SAG264	Crankshaft sensor	B3	OE 0021531728
			SPA136	Coolant temperature sensor	E3	OE 0085423217
SEC/CL 600 (140.076)	290	06/96 → 02/99	SAG146	Crankshaft sensor	B3	OE 0031537228
		09/92 → 02/99	SPA136	Coolant temperature sensor	E3	OE 0085423217
CLASSE V (638/2)						
V 200 (638.214, 638.294)	95	02/97 → 07/03	SAC016	Camshaft sensor	B2	OE 0031539128
V 220 CDI (638.294)	90	03/99 → 07/03	ATS21	Air temperature sensor	A1	OE 0005422818
			SAC012	Camshaft sensor	B2	OE 0031539728
			SAG023	Crankshaft sensor	B3	OE 0031532728
			SPA163	Coolant temperature sensor	E3	OE 0009050700
			SPA181	Coolant temperature sensor	E3	OE 0005426218
			APS129	Fuel pressure sensor	F2	OE 0051535828
			APS130	Fuel pressure sensor	F2	OE 0041531528
V 230 (638.234, 638.294)	105	10/96 → 07/03	SAC016	Camshaft sensor	B2	OE 0031539128
CLASSE V (W447)						
V 220 CDI / d (447.811, 447.813, 447.815)	120	03/14 →	APS33	Intake pressure sensor	A3	OE 0041533028
			SAC127	Camshaft sensor	B2	OE 0061537728
			SAG219	Crankshaft sensor	B3	OE 2761530128
V 250 BlueTEC / d (447.811, 447.813, 447.815)	140	03/14 →	APS33	Intake pressure sensor	A3	OE 0041533028
			SAC127	Camshaft sensor	B2	OE 0061537728
			SAG219	Crankshaft sensor	B3	OE 2761530128
V 250 BlueTEC / d 4-matic	140	12/14 →	APS33	Intake pressure sensor	A3	OE 0041533028
			SAC127	Camshaft sensor	B2	OE 0061537728
			SAG219	Crankshaft sensor	B3	OE 2761530128

	KW			DESCRIPTION	TYPE	
MERCEDES-BENZ						
CLK (C208)						
200 (208.335)	100	06/97 → 06/02	SAC016	Camshaft sensor	B2	OE 0031539128; Assembly depth [mm]: 24 - Number of poles: 3
200 (208.335)	100	06/97 → 06/02	SAG265	Crankshaft sensor	B3	OE 0031534928
200 Kompressor (208.344)	120	06/00 → 06/02	APS60	Intake pressure sensor	A3	OE 0041533128
			SAD028	Knock sensor	B1	OE 0041534628
			SAC111	Camshaft sensor	B2	OE 0041531328
			SAG023	Crankshaft sensor	B3	OE 0031532728
			SAG239	Crankshaft sensor	B3	OE 0031538328
			SPA181	Coolant temperature sensor	E3	OE 0005426218
200 Kompressor (208.345)	141	06/97 → 06/00	SAC016	Camshaft sensor	B2	OE 0031539128; Assembly depth [mm]: 24 - Number of poles: 3
230 Kompressor (208.347)	142	06/97 → 06/00	SAC016	Camshaft sensor	B2	OE 0031539128; Assembly depth [mm]: 24 - Number of poles: 3
230 Kompressor (208.348)	145	06/00 → 06/02	APS60	Intake pressure sensor	A3	OE 0041533128
			SAD028	Knock sensor	B1	OE 0041534628
			SAC111	Camshaft sensor	B2	OE 0041531328
			SAG023	Crankshaft sensor	B3	OE 0031532728
			SAG239	Crankshaft sensor	B3	OE 0031538328
			SPA181	Coolant temperature sensor	E3	OE 0005426218
CLK (C209)						
200 Kompressor (209.342)	120	09/02 → 05/09	ATS21	Air temperature sensor	A1	OE 0005422818
			APS60	Intake pressure sensor	A3	OE 0041533128
			SAD028	Knock sensor	B1	OE 0041534628
			SAC012	Camshaft sensor	B2	OE 0031539728
			SAC104	Camshaft sensor	B2	OE 0061536128
			SAG023	Crankshaft sensor	B3	OE 0031532728
			SAG239	Crankshaft sensor	B3	OE 0031538328
			MWSS069	ABS sensor	D1	OE 2035400417; Position: front axle left and right
			MWSS070	ABS sensor	D1	OE 2035401417; Position: right rear
			MWSS071	ABS sensor	D1	OE 2035401317; Position: left rear
220 CDI (209.308)	110	01/05 → 05/09	ATS21	Air temperature sensor	A1	OE 0005422818
			APS33	Intake pressure sensor	A3	OE 0041533028
			SAC012	Camshaft sensor	B2	OE 0031539728
			SAG023	Crankshaft sensor	B3	OE 0031532728
			SAG239	Crankshaft sensor	B3	OE 0031538328
			STS0109	Exhaust gas temperature sensor	C1	OE A0051531128; Position: for soot particulate filter; Cable length: 475
			SPS007	Exhaust gas pressure sensor	C2	OE A0041539528
			05/05 → 05/09	MWSS069	ABS sensor	D1
	MWSS070	ABS sensor		D1	OE 2035401417; Position: right rear	
	MWSS071	ABS sensor		D1	OE 2035401317; Position: left rear	
	01/05 → 05/09	SPA163		Coolant temperature sensor	E3	OE 0009050700
		SPA181		Coolant temperature sensor	E3	OE 0005426218
	APS127	Fuel pressure sensor		F2	OE 0041536728	
	240 (209.361)	125	06/02 → 05/09	APS33	Intake pressure sensor	A3
SAD018				Knock sensor	B1	OE 0031538628
SAC012				Camshaft sensor	B2	OE 0031539728
SAC031				Camshaft sensor	B2	OE 0009050443
06/02 → 03/05		SAC104	Camshaft sensor	B2	OE 0061536128	
		SAG023	Crankshaft sensor	B3	OE 0031532728	
06/02 → 05/09		SAG239	Crankshaft sensor	B3	OE 0031538328	



kW



PARTS & SERVICES

DESCRIPTION

TYPE


MERCEDES-BENZ
CLK (C209)

240 (209.361)	125	06/02 → 05/09	MWSS069	ABS sensor	D1	OE 2035400417; Position: front axle left and right
			MWSS070	ABS sensor	D1	OE 2035401417; Position: right rear
			MWSS071	ABS sensor	D1	OE 2035401317; Position: left rear
			SPA163	Coolant temperature sensor	E3	OE 0009050700
270 CDI (209.316)	125	10/02 → 05/09	ATS21	Air temperature sensor	A1	OE 0005422818
			APS60	Intake pressure sensor	A3	OE 0041533128
			SAC012	Camshaft sensor	B2	OE 0031539728
			SAG023	Crankshaft sensor	B3	OE 0031532728
			SAG239	Crankshaft sensor	B3	OE 0031538328
		MWSS069	ABS sensor	D1	OE 2035400417; Position: front axle left and right	
		MWSS070	ABS sensor	D1	OE 2035401417; Position: right rear	
		MWSS071	ABS sensor	D1	OE 2035401317; Position: left rear	
		SPA163	Coolant temperature sensor	E3	OE 0009050700	
		APS130	Fuel pressure sensor	F2	OE 0041531528	
320 (209.365)	160	06/02 → 05/09	APS33	Intake pressure sensor	A3	OE 0041533028
			SAD018	Knock sensor	B1	OE 0031538628
			SAC012	Camshaft sensor	B2	OE 0031539728
		06/02 → 03/05	SAC104	Camshaft sensor	B2	OE 0061536128
			SAG023	Crankshaft sensor	B3	OE 0031532728
		06/02 → 05/09	SAG239	Crankshaft sensor	B3	OE 0031538328
			MWSS069	ABS sensor	D1	OE 2035400417; Position: front axle left and right
			MWSS070	ABS sensor	D1	OE 2035401417; Position: right rear
			MWSS071	ABS sensor	D1	OE 2035401317; Position: left rear
			SPA163	Coolant temperature sensor	E3	OE 0009050700
320 CDI (209.320)	165	01/05 → 05/09	ATS21	Air temperature sensor	A1	OE 0005422818
			APS33	Intake pressure sensor	A3	OE 0041533028
		04/05 → 05/09	APS104	Intake pressure sensor	A3	OE 0041538428
			SAC012	Camshaft sensor	B2	OE 0031539728
		01/05 → 05/09	SAG023	Crankshaft sensor	B3	OE 0031532728
			SAG239	Crankshaft sensor	B3	OE 0031538328
			SAG248	Crankshaft sensor	B3	OE 0041538728
			SPS007	Exhaust gas pressure sensor	C2	OE A0041539528
		05/05 → 05/09	MWSS069	ABS sensor	D1	OE 2035400417; Position: front axle left and right
			MWSS070	ABS sensor	D1	OE 2035401417; Position: right rear
			MWSS071	ABS sensor	D1	OE 2035401317; Position: left rear
		01/05 → 05/09	SPA181	Coolant temperature sensor	E3	OE 0005426218
			APS127	Fuel pressure sensor	F2	OE 0041536728





CLK Cabriolet (A208)

200 (208.435)	100	03/98 → 03/02	SAC016	Camshaft sensor	B2	OE 0031539128; Assembly depth [mm]: 24 - Number of poles: 3
			SAG265	Crankshaft sensor	B3	OE 0031534928
200 Kompressor (208.445)	141	03/98 → 06/00	SAC016	Camshaft sensor	B2	OE 0031539128
230 Kompressor (208.447)	142	03/98 → 06/00	SAC016	Camshaft sensor	B2	OE 0031539128

CLK Cabriolet (A209)

CLK 200 Kompressor (209.442)	120	02/03 → 03/10	ATS21	Air temperature sensor	A1	OE 0005422818
			APS60	Intake pressure sensor	A3	OE 0041533128
			SAD028	Knock sensor	B1	OE 0041534628
			SAC012	Camshaft sensor	B2	OE 0031539728
			SAC031	Camshaft sensor	B2	OE 0009050443
		02/03 → 09/06	SAC104	Camshaft sensor	B2	OE 0061536128

	KW			DESCRIPTION	TYPE	
MERCEDES-BENZ						
CLK Cabriolet (A209)						
CLK 200 Kompressor (209.442)	120	02/03 → 03/10	SAG023	Crankshaft sensor	B3	OE 0031532728
			SAG239	Crankshaft sensor	B3	OE 0031538328
		05/03 → 03/10	MWSS069	ABS sensor	D1	OE 2035400417; Position: front axle left and right
			MWSS070	ABS sensor	D1	OE 2035401417; Position: right rear
			MWSS071	ABS sensor	D1	OE 2035401317; Position: left rear
02/03 → 03/10	SPA163	Coolant temperature sensor	E3	OE 0009050700		
CLS (C218)						
CLS 350 CDI / d (218.323)	195	01/11 → 08/14	APS33	Intake pressure sensor	A3	OE 0041533028
			SAC012	Camshaft sensor	B2	OE 0031539728
			SAG219	Crankshaft sensor	B3	OE 2761530128
			STS0151	Exhaust gas temperature sensor	C1	OE A0009056704; Position: before turbocharger; Cable length: 320
			STS0155	Exhaust gas temperature sensor	C1	OE A0019050600; Position: before soot particulate filter; Cable length: 528
			SPS007	Exhaust gas pressure sensor	C2	OE A0041539528
			APS136	Fuel pressure sensor	F2	OE 0061537828
CLS (C219)						
CLS 320 CDI (219.322)	165	01/05 → 12/10	ATS21	Air temperature sensor	A1	OE 0005422818
			APS33	Intake pressure sensor	A3	OE 0041533028
		05/05 → 04/09	APS104	Intake pressure sensor	A3	OE 0041538428
			SAC012	Camshaft sensor	B2	OE 0031539728
		01/05 → 12/10	SAG248	Crankshaft sensor	B3	OE 0041538728
			STS0179	Exhaust gas temperature sensor	C1	OE A0009059000; Position: for catalytic converter; Cable length: 310
			SPS007	Exhaust gas pressure sensor	C2	OE A0041539528
		05/05 → 04/09	MWSS103	ABS sensor	D1	OE 2115401317; Position: front axle left and right
			MWSS104	ABS sensor	D1	OE 2115400417; Position: rear axle left and right
		01/05 → 12/10	SPA181	Coolant temperature sensor	E3	OE 0005426218
			APS127	Fuel pressure sensor	F2	OE 0041536728
CLS 350 (219.356)	200	10/04 → 12/10	APS33	Intake pressure sensor	A3	OE 0041533028
			SAD028	Knock sensor	B1	OE 0041534628
			SAC012	Camshaft sensor	B2	OE 0031539728
			SAC031	Camshaft sensor	B2	OE 0009050443
			SAG248	Crankshaft sensor	B3	OE 0041538728
		10/04 → 04/06	MWSS103	ABS sensor	D1	OE 2115401317; Position: front axle left and right
			MWSS104	ABS sensor	D1	OE 2115400417; Position: rear axle left and right
COUPE (C124)						
220 CE (124.042)	110	10/92 → 05/93	SAC043	Camshaft sensor	B2	OE 0021539528
			SAG218	Crankshaft sensor	B3	OE 0031537328
			SAG264	Crankshaft sensor	B3	OE 0021531728
			SPA136	Coolant temperature sensor	E3	OE 0085423217
230 CE (124.043)	100	03/87 → 12/92	SPA136	Coolant temperature sensor	E3	OE 0085423217
	97	03/87 → 12/92	SPA136	Coolant temperature sensor	E3	OE 0085423217
230 CE Cat (124.043)	97	06/89 → 12/92	SPA136	Coolant temperature sensor	E3	OE 0085423217
300 CE	138	03/87 → 12/89	SPA136	Coolant temperature sensor	E3	OE 0085423217
300 CE (124.050)	132	03/87 → 05/93	SPA136	Coolant temperature sensor	E3	OE 0085423217

	kW			DESCRIPTION	TYPE	
MERCEDES-BENZ						
COUPE (C124)						
300 CE-24 (124.051)	162	09/89 → 12/92	SAC043	Camshaft sensor	B2	OE 0021539528
			SPA136	Coolant temperature sensor	E3	OE 0085423217
	170	09/89 → 12/92	SAC043	Camshaft sensor	B2	OE 0021539528
			SPA136	Coolant temperature sensor	E3	OE 0085423217
320 CE (124.052)	162	10/92 → 05/93	SAC043	Camshaft sensor	B2	OE 0021539528
			SAG218	Crankshaft sensor	B3	OE 0031537328
			SAG264	Crankshaft sensor	B3	OE 0021531728
			SPA136	Coolant temperature sensor	E3	OE 0085423217
GLC (X253)						
220 d 4-matic (253.905, 253.903)	125	06/15 → 04/19	SAG219	Crankshaft sensor	B3	OE 2761530128
250 d 4-matic (253.909)	150	06/15 → 04/19	SAG219	Crankshaft sensor	B3	OE 2761530128
GLE (W166)						
250 d 4-matic (166.004)	150	04/15 → 10/18	APS33	Intake pressure sensor	A3	OE 0041533028
			SAC127	Camshaft sensor	B2	OE 0061537728
			SAG023	Crankshaft sensor	B3	OE 0031532728
			SAG219	Crankshaft sensor	B3	OE 2761530128
			STS0023	Exhaust gas temperature sensor	C1	OE A0009055205; Position: in front of the catalyst; Cable length: 540
			STS0061	Exhaust gas temperature sensor	C1	OE A0009056404; Position: before turbocharger; Cable length: 384
350 d 4-matic (166.024)	190	04/15 → 10/18	APS33	Intake pressure sensor	A3	OE 0041533028
			SAG219	Crankshaft sensor	B3	OE 2761530128
			STS0023	Exhaust gas temperature sensor	C1	OE A0009055205; Position: in front of the catalyst; Cable length: 540
			SPS014	Exhaust gas pressure sensor	C2	OE A6429050200
			APS136	Fuel pressure sensor	F2	OE 0061537828
KOMBI T-Model (S124)						
200 T (124.080)	77	01/86 → 05/90	SPA136	Coolant temperature sensor	E3	OE 0085423217
	80	09/85 → 08/89	SPA136	Coolant temperature sensor	E3	OE 0085423217
200 TE	90	09/88 → 12/89	SAG264	Crankshaft sensor	B3	OE 0021531728
			SPA136	Coolant temperature sensor	E3	OE 0085423217
200 TE (124.079)	100	05/86 → 06/93	SAG264	Crankshaft sensor	B3	OE 0021531728
200 TE (124.081)	87	09/88 → 08/92	SPA136	Coolant temperature sensor	E3	OE 0085423217
			SPA136	Coolant temperature sensor	E3	OE 0085423217
220 TE (124.082)	110	10/92 → 05/93	SAC043	Camshaft sensor	B2	OE 0021539528
			SAG218	Crankshaft sensor	B3	OE 0031537328
			SAG264	Crankshaft sensor	B3	OE 0021531728
			SPA136	Coolant temperature sensor	E3	OE 0085423217
230 TE (124.083)	100	09/85 → 08/92	SPA136	Coolant temperature sensor	E3	OE 0085423217
	97	09/85 → 08/92	SPA136	Coolant temperature sensor	E3	OE 0085423217
230 TE Cat (124.083)	97	06/89 → 08/92	SPA136	Coolant temperature sensor	E3	OE 0085423217
260 TE FGST.	118	09/89 → 08/92	SPA136	Coolant temperature sensor	E3	OE 0085423217
280 TE (124.088)	145	10/92 → 06/93	SAC043	Camshaft sensor	B2	OE 0021539528
			SAG218	Crankshaft sensor	B3	OE 0031537328
			SAG264	Crankshaft sensor	B3	OE 0021531728
			SPA136	Coolant temperature sensor	E3	OE 0085423217
300 TE (124.090)	132	01/86 → 08/92	SPA136	Coolant temperature sensor	E3	OE 0085423217
	138	01/86 → 12/89	SPA136	Coolant temperature sensor	E3	OE 0085423217
300 TE 4-matic (124.290)	132	09/86 → 06/93	SPA136	Coolant temperature sensor	E3	OE 0085423217
	138	09/86 → 12/89	SPA136	Coolant temperature sensor	E3	OE 0085423217
300 TE-24 (124.091)	162	09/89 → 08/92	SAC043	Camshaft sensor	B2	OE 0021539528
			SPA136	Coolant temperature sensor	E3	OE 0085423217
	170	09/89 → 08/92	SAC043	Camshaft sensor	B2	OE 0021539528
			SPA136	Coolant temperature sensor	E3	OE 0085423217

	KW			DESCRIPTION	TYPE	
MERCEDES-BENZ						
KOMBI T-Model (S124)						
320 TE (124.092)	162	10/92 → 06/93	SAC043	Camshaft sensor	B2	OE 0021539528
			SAG218	Crankshaft sensor	B3	OE 0031537328
			SPA136	Coolant temperature sensor	E3	OE 0085423217
SL (R129)						
280 (129.058)	142	08/93 → 10/01	SAC043	Camshaft sensor	B2	OE 0021539528
			SAG218	Crankshaft sensor	B3	OE 0031537328
			SAG264	Crankshaft sensor	B3	OE 0021531728
			SPA136	Coolant temperature sensor	E3	OE 0085423217
280 (129.059)	150	05/98 → 10/01	SPA136	Coolant temperature sensor	E3	OE 0085423217
300 SL (129.060)	140	03/89 → 08/93	SPA136	Coolant temperature sensor	E3	OE 0085423217
300 SL-24 (129.061)	170	03/89 → 07/93	SAC043	Camshaft sensor	B2	OE 0021539528
			SPA136	Coolant temperature sensor	E3	OE 0085423217
320 (129.063)	170	09/93 → 10/01	SAC043	Camshaft sensor	B2	OE 0021539528
			SAG218	Crankshaft sensor	B3	OE 0031537328
			SPA136	Coolant temperature sensor	E3	OE 0085423217
320 (129.064)	165	05/98 → 10/01	SPA136	Coolant temperature sensor	E3	OE 0085423217
500 (129.067)	235	09/92 → 10/01	SAC043	Camshaft sensor	B2	OE 0021539528
			SAG264	Crankshaft sensor	B3	OE 0021531728
			SPA136	Coolant temperature sensor	E3	OE 0085423217
500 SL (129.066)	240	09/89 → 08/92	SAC043	Camshaft sensor	B2	OE 0021539528
			SAG264	Crankshaft sensor	B3	OE 0021531728
			SPA136	Coolant temperature sensor	E3	OE 0085423217
60 AMG (129.067)	280	05/97 → 10/01	SAG146	Crankshaft sensor	B3	OE 0031537228
			SPA136	Coolant temperature sensor	E3	OE 0085423217
600 (129.076)	290	07/92 → 10/01	SAG146	Crankshaft sensor	B3	OE 0031537228
			SPA136	Coolant temperature sensor	E3	OE 0085423217
SL (R230)						
350 (230.467)	180	03/03 → 01/12	APS33	Intake pressure sensor	A3	OE 0041533028
			SAD018	Knock sensor	B1	OE 0031538628
			SAC012	Camshaft sensor	B2	OE 0031539728
		03/03 → 12/05	SAC104	Camshaft sensor	B2	OE 0061536128
			SAG023	Crankshaft sensor	B3	OE 0031532728
			SAG239	Crankshaft sensor	B3	OE 0031538328
500 (230.475)	225	10/01 → 01/12	APS33	Intake pressure sensor	A3	OE 0041533028
			SAD018	Knock sensor	B1	OE 0031538628
			SAC012	Camshaft sensor	B2	OE 0031539728
		10/01 → 12/05	SAC104	Camshaft sensor	B2	OE 0061536128
			SAG023	Crankshaft sensor	B3	OE 0031532728
			SAG239	Crankshaft sensor	B3	OE 0031538328
SLK (R170)	100	09/96 → 03/00	SAC016	Camshaft sensor	B2	OE 0031539128
			SAG146	Crankshaft sensor	B3	OE 0031537228
		03/00 → 04/04	APS60	Intake pressure sensor	A3	OE 0041533128
			SAD028	Knock sensor	B1	OE 0041534628
			SAC111	Camshaft sensor	B2	OE 0041531328
			SAG023	Crankshaft sensor	B3	OE 0031532728
200 Kompressor (170.444)	120	10/96 → 03/00	SAG239	Crankshaft sensor	B3	OE 0031538328
			SPA181	Coolant temperature sensor	E3	OE 0005426218
200 Kompressor (170.445)	141	10/96 → 03/00	SAC016	Camshaft sensor	B2	OE 0031539128
		10/96 → 06/98	SAG146	Crankshaft sensor	B3	OE 0031537228
230 Kompressor (170.447)	142	09/96 → 03/00	SAC016	Camshaft sensor	B2	OE 0031539128
		09/96 → 06/98	SAG146	Crankshaft sensor	B3	OE 0031537228

	kW			DESCRIPTION	TYPE	
MERCEDES-BENZ						
SLK (R170)						
230 Kompressor (170.449)	145	03/00 → 04/04	APS60	Intake pressure sensor	A3	OE 0041533128
			SAD028	Knock sensor	B1	OE 0041534628
			SAC111	Camshaft sensor	B2	OE 0041531328
			SAG023	Crankshaft sensor	B3	OE 0031532728
			SAG239	Crankshaft sensor	B3	OE 0031538328
			SPA181	Coolant temperature sensor	E3	OE 0005426218
320 (170.465)	160	03/00 → 04/04	APS33	Intake pressure sensor	A3	OE 0041533028
			SAD018	Knock sensor	B1	OE 0031538628
			SAC012	Camshaft sensor	B2	OE 0031539728
			SAC104	Camshaft sensor	B2	OE 0061536128
			SAG023	Crankshaft sensor	B3	OE 0031532728
			SAG239	Crankshaft sensor	B3	OE 0031538328
			SPA163	Coolant temperature sensor	E3	OE 0009050700
SLK (R171)						
200 Kompressor (171.442)	120	03/04 → 02/11	ATS21	Air temperature sensor	A1	OE 0005422818
			APS60	Intake pressure sensor	A3	OE 0041533128
			SAD028	Knock sensor	B1	OE 0041534628
			SAC012	Camshaft sensor	B2	OE 0031539728
		04/04 → 11/07	SAC104	Camshaft sensor	B2	OE 0061536128
		03/04 → 02/11	SAG023	Crankshaft sensor	B3	OE 0031532728
			SAG239	Crankshaft sensor	B3	OE 0031538328
			MWSS069	ABS sensor	D1	OE 2035400417; Position: front axle left and right
SPA163	Coolant temperature sensor		E3	OE 0009050700		
200 Kompressor (171.445)	135	01/08 → 02/11	ATS21	Air temperature sensor	A1	OE 0005422818
			APS60	Intake pressure sensor	A3	OE 0041533128
			SAD028	Knock sensor	B1	OE 0041534628
			SAC012	Camshaft sensor	B2	OE 0031539728
			SAC031	Camshaft sensor	B2	OE 0009050443
			SAG023	Crankshaft sensor	B3	OE 0031532728
			SAG239	Crankshaft sensor	B3	OE 0031538328
		MWSS069	ABS sensor	D1	OE 2035400417; Position: front axle left and right	
	SPA163	Coolant temperature sensor	E3	OE 0009050700		
280 (171.454)	170	01/05 → 02/11	APS33	Intake pressure sensor	A3	OE 0041533028
			SAD028	Knock sensor	B1	OE 0041534628
			SAC012	Camshaft sensor	B2	OE 0031539728
			SAC031	Camshaft sensor	B2	OE 0009050443
			SAG239	Crankshaft sensor	B3	OE 0031538328
		SAG248	Crankshaft sensor	B3	OE 0041538728	
04/05 → 02/11	MWSS069	ABS sensor	D1	OE 2035400417; Position: front axle left and right		
350 (171.456)	200	06/04 → 02/11	APS33	Intake pressure sensor	A3	OE 0041533028
			SAD028	Knock sensor	B1	OE 0041534628
			SAC012	Camshaft sensor	B2	OE 0031539728
		06/04 → 11/07	SAC104	Camshaft sensor	B2	OE 0061536128
		06/04 → 02/11	SAG239	Crankshaft sensor	B3	OE 0031538328
			SAG248	Crankshaft sensor	B3	OE 0041538728
MWSS069	ABS sensor		D1	OE 2035400417; Position: front axle left and right		
SLK (R172)						
200 (172.448)	135	02/11 →	APS33	Intake pressure sensor	A3	OE 0041533028
			SAD028	Knock sensor	B1	OE 0041534628
			SAC012	Camshaft sensor	B2	OE 0031539728
			SAC031	Camshaft sensor	B2	OE 0009050443

	KW			DESCRIPTION	TYPE	
MERCEDES-BENZ						
SLK (R172)						
200 (172.448)	135	02/11 →	SAG248	Crankshaft sensor	B3	OE 0041538728
250 CDI / d (172.403)	150	01/12 →	APS33	Intake pressure sensor	A3	OE 0041533028
			SAC127	Camshaft sensor	B2	OE 0061537728
			SAG023	Crankshaft sensor	B3	OE 0031532728
			SAG219	Crankshaft sensor	B3	OE 2761530128
		STS0061	Exhaust gas temperature sensor	C1	OE A0009056404; Position: before soot particulate filter; Cable length: 384	
		STS0205	Exhaust gas temperature sensor	C1	OE A0019050700; Position: before soot particulate filter; Cable length: 255	
		01/12 → 05/16	SPS007	Exhaust gas pressure sensor	C2	OE A0041539528
SPRINTER 2-t Autobus (901, 902)						
210 D	75	03/97 → 04/00	SAG146	Crankshaft sensor	B3	OE 0031537228
	90	02/95 → 04/00	SAG146	Crankshaft sensor	B3	OE 0031537228
214 (902.071, 902.072, 902.671, 902.672)	105	02/95 → 05/06	SAC016	Camshaft sensor	B2	OE 0031539128
214 NGT	95	02/95 → 05/06	SAC016	Camshaft sensor	B2	OE 0031539128
SPRINTER 2-t Furgonato (901, 902)						
208 CDI	60	04/00 → 05/06	ATS21	Air temperature sensor	A1	OE 0005422818
			SAC012	Camshaft sensor	B2	OE 0031539728
			SAG023	Crankshaft sensor	B3	OE 0031532728
			SAG239	Crankshaft sensor	B3	OE 0031538328
			MWSS078	ABS sensor	D1	OE 9015420318; Position: front axle left and right
			MWSS079	ABS sensor	D1	OE 9015420319; Position: rear axle left and right
			SPA163	Coolant temperature sensor	E3	OE 0009050700
			APS48	Fuel pressure sensor	F2	OE 6110700149
			APS129	Fuel pressure sensor	F2	OE 0051535828
			APS130	Fuel pressure sensor	F2	OE 0041531528
210 D	75	01/97 → 04/00	SAG146	Crankshaft sensor	B3	OE 0031537228
211 CDI	80	04/00 → 05/06	ATS21	Air temperature sensor	A1	OE 0005422818
			SAC012	Camshaft sensor	B2	OE 0031539728
			SAG023	Crankshaft sensor	B3	OE 0031532728
			SAG239	Crankshaft sensor	B3	OE 0031538328
			MWSS078	ABS sensor	D1	OE 9015420318; Position: front axle left and right
			MWSS079	ABS sensor	D1	OE 9015420319; Position: rear axle left and right
			SPA163	Coolant temperature sensor	E3	OE 0009050700
			APS48	Fuel pressure sensor	F2	OE 6110700149
			APS129	Fuel pressure sensor	F2	OE 0051535828
			APS130	Fuel pressure sensor	F2	OE 0041531528
212 D	90	02/95 → 04/00	SAG146	Crankshaft sensor	B3	OE 0031537228
214	105	02/95 → 05/06	SAC016	Camshaft sensor	B2	OE 0031539128
214 NGT	95	02/95 → 05/06	SAC016	Camshaft sensor	B2	OE 0031539128
SPRINTER 2-t Pianale piatto/Telaio (901, 902)						
208 CDI	60	04/00 → 05/06	ATS21	Air temperature sensor	A1	OE 0005422818
			SAC012	Camshaft sensor	B2	OE 0031539728
			SAG023	Crankshaft sensor	B3	OE 0031532728
			SAG239	Crankshaft sensor	B3	OE 0031538328
			MWSS078	ABS sensor	D1	OE 9015420318; Position: front axle left and right

	kW			DESCRIPTION	TYPE	
MERCEDES-BENZ						
SPRINTER 2-t Pianale piatto/Telaio (901, 902)						
208 CDI	60	04/00 → 05/06	MWSS079	ABS sensor	D1	OE 9015420319; Position: rear axle left and right
			SPA163	Coolant temperature sensor	E3	OE 0009050700
			APS48	Fuel pressure sensor	F2	OE 6110700149
			APS129	Fuel pressure sensor	F2	OE 0051535828
			APS130	Fuel pressure sensor	F2	OE 0041531528
210 D	75	01/97 → 04/00	SAG146	Crankshaft sensor	B3	OE 0031537228
211 CDI	80	04/00 → 05/06	ATS21	Air temperature sensor	A1	OE 0005422818
			SAC012	Camshaft sensor	B2	OE 0031539728
			SAG023	Crankshaft sensor	B3	OE 0031532728
			SAG239	Crankshaft sensor	B3	OE 0031538328
			MWSS078	ABS sensor	D1	OE 9015420318; Position: front axle left and right
			MWSS079	ABS sensor	D1	OE 9015420319; Position: rear axle left and right
			SPA163	Coolant temperature sensor	E3	OE 0009050700
			APS48	Fuel pressure sensor	F2	OE 6110700149
			APS129	Fuel pressure sensor	F2	OE 0051535828
			APS130	Fuel pressure sensor	F2	OE 0041531528
212 D	90	02/95 → 04/00	SAG146	Crankshaft sensor	B3	OE 0031537228
213 CDI	95	04/00 → 05/06	ATS21	Air temperature sensor	A1	OE 0005422818
			SAC012	Camshaft sensor	B2	OE 0031539728
			SAG023	Crankshaft sensor	B3	OE 0031532728
			SAG239	Crankshaft sensor	B3	OE 0031538328
			MWSS078	ABS sensor	D1	OE 9015420318; Position: front axle left and right
			MWSS079	ABS sensor	D1	OE 9015420319; Position: rear axle left and right
			SPA163	Coolant temperature sensor	E3	OE 0009050700
			APS48	Fuel pressure sensor	F2	OE 6110700149
			APS129	Fuel pressure sensor	F2	OE 0051535828
			APS130	Fuel pressure sensor	F2	OE 0041531528
214 (902.011, 902.012, 902.611, 902.612)	105	02/95 → 05/06	SAC016	Camshaft sensor	B2	OE 0031539128
214 NGT	95	02/95 → 05/06	SAC016	Camshaft sensor	B2	OE 0031539128
SPRINTER 3,5-t Autobus (906)						
313 CDI (906.731, 906.733, 906.735)	95	08/11 → 05/16	APS33	Intake pressure sensor	A3	OE 0041533028
			SAC127	Camshaft sensor	B2	OE 0061537728
			SAG023	Crankshaft sensor	B3	OE 0031532728
			SAG219	Crankshaft sensor	B3	OE 2761530128
			STS0035	Exhaust gas temperature sensor	C1	OE A0009058804; Position: in front of the catalyst; Cable length: 635
			STS0061	Exhaust gas temperature sensor	C1	OE A0009056404; Position: before turbocharger; Cable length: 384
			SPS007	Exhaust gas pressure sensor	C2	OE A0041539528
			SPS014	Exhaust gas pressure sensor	C2	OE A6429050200
			MWSS167	ABS sensor	D1	OE 9065400317; Position: front axle left and right
			MWSS168	ABS sensor	D1	OE 9065400117; Position: left rear
			MWSS169	ABS sensor	D1	OE 9065400217; Position: right rear
			MWSS187	ABS sensor	D1	OE 9065403917; Position: front axle left and right
			MWSS188	ABS sensor	D1	OE 9065404117; Position: left rear
MWSS189	ABS sensor	D1	OE 9065404217; Position: right rear			

	KW			DESCRIPTION	TYPE	
MERCEDES-BENZ						
SPRINTER 3,5-t Autobus (906)						
313 CDI (906.731, 906.733, 906.735)	120	08/11 →	APS33	Intake pressure sensor	A3	OE 0041533028
			SAC127	Camshaft sensor	B2	OE 0061537728
			SAG023	Crankshaft sensor	B3	OE 0031532728
			STS0035	Exhaust gas temperature sensor	C1	OE A0009058804; Position: in front of the catalyst; Cable length: 635
			STS0061	Exhaust gas temperature sensor	C1	OE A0009056404; Position: before turbocharger; Cable length: 384
			SPS007	Exhaust gas pressure sensor	C2	OE A0041539528
			SPS014	Exhaust gas pressure sensor	C2	OE A6429050200
			MWSS167	ABS sensor	D1	OE 9065400317; Position: front axle left and right
			MWSS168	ABS sensor	D1	OE 9065400117; Position: left rear
			MWSS169	ABS sensor	D1	OE 9065400217; Position: right rear
			MWSS187	ABS sensor	D1	OE 9065403917; Position: front axle left and right
MWSS188	ABS sensor	D1	OE 9065404117; Position: left rear			
MWSS189	ABS sensor	D1	OE 9065404217; Position: right rear			
SPRINTER 3,5-t Furgonato (906)						
310 CDI (906.631, 906.633, 906.635, 906.637)	70	03/09 →	ATS21	Air temperature sensor	A1	OE 0005422818
			APS33	Intake pressure sensor	A3	OE 0041533028
			SAC127	Camshaft sensor	B2	OE 0061537728
			SAG023	Crankshaft sensor	B3	OE 0031532728
			STS0035	Exhaust gas temperature sensor	C1	OE A0009058804; Position: in front of the catalyst; Cable length: 635
			STS0061	Exhaust gas temperature sensor	C1	OE A0009056404; Position: before turbocharger; Cable length: 384
			SPS007	Exhaust gas pressure sensor	C2	OE A0041539528
			SPS014	Exhaust gas pressure sensor	C2	OE A6429050200
			MWSS167	ABS sensor	D1	OE 9065400317; Position: front axle left and right
			MWSS168	ABS sensor	D1	OE 9065400117; Position: left rear
			MWSS169	ABS sensor	D1	OE 9065400217; Position: right rear
			MWSS187	ABS sensor	D1	OE 9065403917; Position: front axle left and right
			MWSS188	ABS sensor	D1	OE 9065404117; Position: left rear
			MWSS189	ABS sensor	D1	OE 9065404217; Position: right rear
311 CDI (906.631, 906.633, 906.635, 906.637)	80	06/06 → 12/09	ATS21	Air temperature sensor	A1	OE 0005422818
			APS33	Intake pressure sensor	A3	OE 0041533028
			SAC012	Camshaft sensor	B2	OE 0031539728
			SAC127	Camshaft sensor	B2	OE 0061537728
			SAG023	Crankshaft sensor	B3	OE 0031532728
			STS0023	Exhaust gas temperature sensor	C1	OE A0009055205; Position: before soot particulate filter; Cable length: 540
			STS0035	Exhaust gas temperature sensor	C1	OE A0009058804; Position: for catalytic converter; Cable length: 635
			STS0079	Exhaust gas temperature sensor	C1	OE A0051531028; Position: in front of the catalyst; Cable length: 1135
			SPS007	Exhaust gas pressure sensor	C2	OE A0041539528
			MWSS167	ABS sensor	D1	OE 9065400317; Position: front axle left and right
			MWSS168	ABS sensor	D1	OE 9065400117; Position: left rear
			MWSS169	ABS sensor	D1	OE 9065400217; Position: right rear



kW



PARTS & SERVICES

DESCRIPTION

TYPE


MERCEDES-BENZ
SPRINTER 3,5-t Furgonato (906)

311 CDI (906.631, 906.633, 906.635, 906.637)	80	06/06 → 12/09	MWSS187	ABS sensor	D1	OE 9065403917; Position: front axle left and right	
			MWSS188	ABS sensor	D1	OE 9065404117; Position: left rear	
			MWSS189	ABS sensor	D1	OE 9065404217; Position: right rear	
			SPA163	Coolant temperature sensor	E3	OE 0009050700	
			SPA181	Coolant temperature sensor	E3	OE 0005426218	
313 CDI (906.631, 906.633, 906.635, 906.637)	95	05/09 →	APS33	Intake pressure sensor	A3	OE 0041533028	
			SAC127	Camshaft sensor	B2	OE 0061537728	
			SAG023	Crankshaft sensor	B3	OE 0031532728	
			STS0035	Exhaust gas temperature sensor	C1	OE A0009058804; Position: in front of the catalyst; Cable length: 635	
			STS0061	Exhaust gas temperature sensor	C1	OE A0009056404; Position: before turbocharger; Cable length: 384	
			SPS007	Exhaust gas pressure sensor	C2	OE A0041539528	
			SPS014	Exhaust gas pressure sensor	C2	OE A6429050200	
			MWSS167	ABS sensor	D1	OE 9065400317; Position: front axle left and right	
			MWSS168	ABS sensor	D1	OE 9065400117; Position: left rear	
			MWSS169	ABS sensor	D1	OE 9065400217; Position: right rear	
	314 CDI (906.631, 906.633, 906.635, 906.637)	105	06/06 →	MWSS187	ABS sensor	D1	OE 9065403917; Position: front axle left and right
				MWSS188	ABS sensor	D1	OE 9065404117; Position: left rear
				MWSS189	ABS sensor	D1	OE 9065404217; Position: right rear
				ATS21	Air temperature sensor	A1	OE 0005422818
				SAC012	Camshaft sensor	B2	OE 0031539728
				SAG023	Crankshaft sensor	B3	OE 0031532728
				STS0023	Exhaust gas temperature sensor	C1	OE A0009055205; Position: before soot particulate filter; Cable length: 540
				STS0079	Exhaust gas temperature sensor	C1	OE A0051531028; Position: in front of the catalyst; Cable length: 1135
				SPS007	Exhaust gas pressure sensor	C2	OE A0041539528
				MWSS167	ABS sensor	D1	OE 9065400317; Position: front axle left and right
315 CDI (906.631, 906.633, 906.635, 906.637)	110	06/06 → 12/09	MWSS167	ABS sensor	D1	OE 9065400317; Position: front axle left and right	
			MWSS168	ABS sensor	D1	OE 9065400117; Position: left rear	
			MWSS169	ABS sensor	D1	OE 9065400217; Position: right rear	
			MWSS187	ABS sensor	D1	OE 9065403917; Position: front axle left and right	
			MWSS188	ABS sensor	D1	OE 9065404117; Position: left rear	
			MWSS189	ABS sensor	D1	OE 9065404217; Position: right rear	
			SAG023	Crankshaft sensor	B3	OE 0031532728	
			SPS014	Exhaust gas pressure sensor	C2	OE A6429050200	
			ATS21	Air temperature sensor	A1	OE 0005422818	
			APS33	Intake pressure sensor	A3	OE 0041533028	
			APS60	Intake pressure sensor	A3	OE 0041533128	

	KW			DESCRIPTION	TYPE	
MERCEDES-BENZ						
SPRINTER 3,5-t Furgonato (906)						
315 CDI (906.631, 906.633, 906.635, 906.637)	110	06/06 → 12/09	SAC012	Camshaft sensor	B2	OE 0031539728
			SAC127	Camshaft sensor	B2	OE 0061537728
			SAG023	Crankshaft sensor	B3	OE 0031532728
			STS0023	Exhaust gas temperature sensor	C1	OE A0009055205; Position: before soot particulate filter; Cable length: 540
			STS0035	Exhaust gas temperature sensor	C1	OE A0009058804; Position: in front of the catalyst; Cable length: 635
			STS0079	Exhaust gas temperature sensor	C1	OE A0051531028; Position: for catalytic converter; Cable length: 1135
			SPS007	Exhaust gas pressure sensor	C2	OE A0041539528
			MWSS167	ABS sensor	D1	OE 9065400317; Position: front axle left and right
			MWSS168	ABS sensor	D1	OE 9065400117; Position: left rear
			MWSS169	ABS sensor	D1	OE 9065400217; Position: right rear
			MWSS187	ABS sensor	D1	OE 9065403917; Position: front axle left and right
			MWSS188	ABS sensor	D1	OE 9065404117; Position: left rear
			MWSS189	ABS sensor	D1	OE 9065404217; Position: right rear
			SPA163	Coolant temperature sensor	E3	OE 0009050700
SPA181	Coolant temperature sensor	E3	OE 0005426218			
316 CDI (906.631, 906.633, 906.635, 906.637)	120	03/09 →	ATS21	Air temperature sensor	A1	OE 0005422818
			APS33	Intake pressure sensor	A3	OE 0041533028
			SAC127	Camshaft sensor	B2	OE 0061537728
			SAG023	Crankshaft sensor	B3	OE 0031532728
			STS0035	Exhaust gas temperature sensor	C1	OE A0009058804; Position: in front of the catalyst; Cable length: 635
			STS0061	Exhaust gas temperature sensor	C1	OE A0009056404; Position: before turbocharger; Cable length: 384
			STS0079	Exhaust gas temperature sensor	C1	OE A0051531028; Position: for catalytic converter; Cable length: 1135
			SPS007	Exhaust gas pressure sensor	C2	OE A0041539528
			SPS014	Exhaust gas pressure sensor	C2	OE A6429050200
			MWSS167	ABS sensor	D1	OE 9065400317; Position: front axle left and right
			MWSS168	ABS sensor	D1	OE 9065400117; Position: left rear
			MWSS169	ABS sensor	D1	OE 9065400217; Position: right rear
			MWSS187	ABS sensor	D1	OE 9065403917; Position: front axle left and right
			MWSS188	ABS sensor	D1	OE 9065404117; Position: left rear
MWSS189	ABS sensor	D1	OE 9065404217; Position: right rear			
SPA181	Coolant temperature sensor	E3	OE 0005426218			
319 CDI / BlueTEC (906.631, 906.633, 906.635, 906.637)	140	03/09 →	ATS21	Air temperature sensor	A1	OE 0005422818
			APS33	Intake pressure sensor	A3	OE 0041533028
			SAC012	Camshaft sensor	B2	OE 0031539728
			SAG248	Crankshaft sensor	B3	OE 0041538728
			STS0023	Exhaust gas temperature sensor	C1	OE A0009055205; Position: in front of the catalyst; Cable length: 540
			STS0035	Exhaust gas temperature sensor	C1	OE A0009058804; Position: before soot particulate filter; Cable length: 635



kW



DESCRIPTION

TYPE


MERCEDES-BENZ
SPRINTER 3,5-t Furgonato (906)

319 CDI / BlueTEC (906.631, 906.633, 906.635, 906.637)	140	03/09 →	STS0079	Exhaust gas temperature sensor	C1	OE A0051531028; Position: for catalytic converter; Cable length: 1135
			SPS007	Exhaust gas pressure sensor	C2	OE A0041539528
			MWSS167	ABS sensor	D1	OE 9065400317; Position: front axle left and right
			MWSS168	ABS sensor	D1	OE 9065400117; Position: left rear
			MWSS169	ABS sensor	D1	OE 9065400217; Position: right rear
			MWSS187	ABS sensor	D1	OE 9065403917; Position: front axle left and right
			MWSS188	ABS sensor	D1	OE 9065404117; Position: left rear
			MWSS189	ABS sensor	D1	OE 9065404217; Position: right rear
			SPA181	Coolant temperature sensor	E3	OE 0005426218
APS136	Fuel pressure sensor	F2	OE 0061537828			

SPRINTER 3,5-t Pianale piatto/Telaio (906)

311 CDI (906.131, 906.133, 906.135, 906.231, 906.233, ...)	80	06/06 → 12/09	ATS21	Air temperature sensor	A1	OE 0005422818
			APS33	Intake pressure sensor	A3	OE 0041533028
			SAC012	Camshaft sensor	B2	OE 0031539728
			SAC127	Camshaft sensor	B2	OE 0061537728
			SAG023	Crankshaft sensor	B3	OE 0031532728
			STS0023	Exhaust gas temperature sensor	C1	OE A0009055205; Position: before soot particulate filter; Cable length: 540
			STS0035	Exhaust gas temperature sensor	C1	OE A0009058804; Position: in front of the catalyst; Cable length: 635
			STS0061	Exhaust gas temperature sensor	C1	OE A0009056404; Position: before turbocharger; Cable length: 384
			STS0079	Exhaust gas temperature sensor	C1	OE A0051531028; Position: in front of the catalyst; Cable length: 1135
			SPS007	Exhaust gas pressure sensor	C2	OE A0041539528
			MWSS167	ABS sensor	D1	OE 9065400317; Position: front axle left and right
			MWSS168	ABS sensor	D1	OE 9065400117; Position: left rear
			MWSS169	ABS sensor	D1	OE 9065400217; Position: right rear
			MWSS187	ABS sensor	D1	OE 9065403917; Position: front axle left and right
			MWSS188	ABS sensor	D1	OE 9065404117; Position: left rear
			MWSS189	ABS sensor	D1	OE 9065404217; Position: right rear
313 CDI (906.131, 906.133, 906.135, 906.231, 906.233, ...)	95	06/06 → 05/16	APS33	Intake pressure sensor	A3	OE 0041533028
			SAC127	Camshaft sensor	B2	OE 0061537728
			SAG023	Crankshaft sensor	B3	OE 0031532728
			STS0023	Exhaust gas temperature sensor	C1	OE A0009055205; Position: before soot particulate filter; Cable length: 540
			STS0035	Exhaust gas temperature sensor	C1	OE A0009058804; Position: in front of the catalyst; Cable length: 635
			STS0061	Exhaust gas temperature sensor	C1	OE A0009056404; Position: before turbocharger; Cable length: 384
			SPS007	Exhaust gas pressure sensor	C2	OE A0041539528
			MWSS167	ABS sensor	D1	OE 9065400317; Position: front axle left and right
MWSS168	ABS sensor	D1	OE 9065400117; Position: left rear			

	KW			DESCRIPTION	TYPE	
MERCEDES-BENZ						
SPRINTER 3,5-t Pianale piatto/Telaio (906)						
313 CDI (906.131, 906.133, 906.135, 906.231, 906.233, ...)	95	06/06 → 05/16	MWSS169	ABS sensor	D1	OE 9065400217; Position: right rear
			MWSS187	ABS sensor	D1	OE 9065403917; Position: front axle left and right
			MWSS188	ABS sensor	D1	OE 9065404117; Position: left rear
			MWSS189	ABS sensor	D1	OE 9065404217; Position: right rear
			ATS21	Air temperature sensor	A1	OE 0005422818
			SAC012	Camshaft sensor	B2	OE 0031539728
			SAG023	Crankshaft sensor	B3	OE 0031532728
			STS0023	Exhaust gas temperature sensor	C1	OE A0009055205; Position: before soot particulate filter; Cable length: 540
			STS0035	Exhaust gas temperature sensor	C1	OE A0009058804; Position: in front of the catalyst; Cable length: 635
			STS0061	Exhaust gas temperature sensor	C1	OE A0009056404; Position: before turbocharger; Cable length: 384
			STS0079	Exhaust gas temperature sensor	C1	OE A0051531028; Position: in front of the catalyst; Cable length: 1135
			SPS007	Exhaust gas pressure sensor	C2	OE A0041539528
			MWSS167	ABS sensor	D1	OE 9065400317; Position: front axle left and right
			MWSS168	ABS sensor	D1	OE 9065400117; Position: left rear
			MWSS169	ABS sensor	D1	OE 9065400217; Position: right rear
			MWSS187	ABS sensor	D1	OE 9065403917; Position: front axle left and right
			MWSS188	ABS sensor	D1	OE 9065404117; Position: left rear
			MWSS189	ABS sensor	D1	OE 9065404217; Position: right rear
SPA163	Coolant temperature sensor	E3	OE 0009050700			
SPA181	Coolant temperature sensor	E3	OE 0005426218			
313 CDI 4x4 (906.131, 906.133, 906.135, 906.231, 906.233, ...)	95	06/06 → 05/16	APS33	Intake pressure sensor	A3	OE 0041533028
			SAC127	Camshaft sensor	B2	OE 0061537728
			SAG023	Crankshaft sensor	B3	OE 0031532728
			STS0023	Exhaust gas temperature sensor	C1	OE A0009055205; Position: before soot particulate filter; Cable length: 540
			STS0035	Exhaust gas temperature sensor	C1	OE A0009058804; Position: in front of the catalyst; Cable length: 635
			STS0061	Exhaust gas temperature sensor	C1	OE A0009056404; Position: before turbocharger; Cable length: 384
			SPS007	Exhaust gas pressure sensor	C2	OE A0041539528
MWSS188	ABS sensor	D1	OE 9065404117; Position: left rear			
MWSS189	ABS sensor	D1	OE 9065404217; Position: right rear			
315 CDI (906.131, 906.133, 906.135, 906.231, 906.233, ...)	110	06/06 → 12/09	ATS21	Air temperature sensor	A1	OE 0005422818
			APS33	Intake pressure sensor	A3	OE 0041533028
			APS60	Intake pressure sensor	A3	OE 0041533128
			SAC012	Camshaft sensor	B2	OE 0031539728
			SAC127	Camshaft sensor	B2	OE 0061537728
			SAG023	Crankshaft sensor	B3	OE 0031532728
			STS0023	Exhaust gas temperature sensor	C1	OE A0009055205; Position: before soot particulate filter; Cable length: 540
STS0035	Exhaust gas temperature sensor	C1	OE A0009058804; Position: in front of the catalyst; Cable length: 635			
STS0061	Exhaust gas temperature sensor	C1	OE A0009056404; Position: before turbocharger; Cable length: 384			


kw


PARTS & SERVICES

DESCRIPTION
TYPE

MERCEDES-BENZ
SPRINTER 3,5-t Pianale piatto/Telaio (906)

315 CDI (906.131, 906.133, 906.135, 906.231, 906.233, ...)	110	06/06 → 12/09	STS0079	Exhaust gas temperature sensor	C1	OE A0051531028; Position: in front of the catalyst; Cable length: 1135
			SPS007	Exhaust gas pressure sensor	C2	OE A0041539528
			MWSS167	ABS sensor	D1	OE 9065400317; Position: front axle left and right
			MWSS168	ABS sensor	D1	OE 9065400117; Position: left rear
			MWSS169	ABS sensor	D1	OE 9065400217; Position: right rear
			MWSS187	ABS sensor	D1	OE 9065403917; Position: front axle left and right
			MWSS188	ABS sensor	D1	OE 9065404117; Position: left rear
			MWSS189	ABS sensor	D1	OE 9065404217; Position: right rear
			SPA163	Coolant temperature sensor	E3	OE 0009050700
SPA181	Coolant temperature sensor	E3	OE 0005426218			
316 CDI (906.131, 906.133, 906.135, 906.231, 906.233, ...)	120	03/09 →	ATS21	Air temperature sensor	A1	OE 0005422818
			APS33	Intake pressure sensor	A3	OE 0041533028
			SAC127	Camshaft sensor	B2	OE 0061537728
			SAG023	Crankshaft sensor	B3	OE 0031532728
			STS0035	Exhaust gas temperature sensor	C1	OE A0009058804; Position: in front of the catalyst; Cable length: 635
			STS0061	Exhaust gas temperature sensor	C1	OE A0009056404; Position: before turbocharger; Cable length: 384
			STS0079	Exhaust gas temperature sensor	C1	OE A0051531028; Position: for catalytic converter; Cable length: 1135
			SPS007	Exhaust gas pressure sensor	C2	OE A0041539528
			MWSS167	ABS sensor	D1	OE 9065400317; Position: front axle left and right
			MWSS168	ABS sensor	D1	OE 9065400117; Position: left rear
			MWSS169	ABS sensor	D1	OE 9065400217; Position: right rear
			MWSS187	ABS sensor	D1	OE 9065403917; Position: front axle left and right
			MWSS188	ABS sensor	D1	OE 9065404117; Position: left rear
MWSS189	ABS sensor	D1	OE 9065404217; Position: right rear			
SPA181	Coolant temperature sensor	E3	OE 0005426218			
319 CDI / BlueTEC (906.131, 906.133, 906.135, 906.231, ...)	140	03/09 →	ATS21	Air temperature sensor	A1	OE 0005422818
			APS33	Intake pressure sensor	A3	OE 0041533028
			SAC012	Camshaft sensor	B2	OE 0031539728
			SAG248	Crankshaft sensor	B3	OE 0041538728
			STS0023	Exhaust gas temperature sensor	C1	OE A0009055205; Position: in front of the catalyst; Cable length: 540
			STS0035	Exhaust gas temperature sensor	C1	OE A0009058804; Position: before soot particulate filter; Cable length: 635
			STS0079	Exhaust gas temperature sensor	C1	OE A0051531028; Position: for catalytic converter; Cable length: 1135
			SPS007	Exhaust gas pressure sensor	C2	OE A0041539528
			MWSS167	ABS sensor	D1	OE 9065400317; Position: front axle left and right
			MWSS168	ABS sensor	D1	OE 9065400117; Position: left rear
			MWSS169	ABS sensor	D1	OE 9065400217; Position: right rear
			MWSS187	ABS sensor	D1	OE 9065403917; Position: front axle left and right
			MWSS188	ABS sensor	D1	OE 9065404117; Position: left rear

	KW			DESCRIPTION	TYPE	
MERCEDES-BENZ						
SPRINTER 3,5-t Pianale piatto/Telaio (906)						
319 CDI / BlueTEC (906.131, 906.133, 906.135, 906.231, ...)	140	03/09 →	MWSS189	ABS sensor	D1	OE 9065404217; Position: right rear
			SPA181	Coolant temperature sensor	E3	OE 0005426218
			APS136	Fuel pressure sensor	F2	OE 0061537828
SPRINTER 3-t Autobus (903)						
310 D (903.371, 903.372, 903.373)	75	01/97 → 12/99	SAG146	Crankshaft sensor	B3	OE 0031537228
310 D 4x4	75	05/97 → 03/00	SAG146	Crankshaft sensor	B3	OE 0031537228
312 D 2.9	90	02/95 → 04/00	SAG146	Crankshaft sensor	B3	OE 0031537228
312 D 2.9 4x4	90	05/97 → 03/00	SAG146	Crankshaft sensor	B3	OE 0031537228
314 (903.071, 903.072, 903.073, 903.671, 903.672, ...)	105	02/95 → 05/06	SAC016	Camshaft sensor	B2	OE 0031539128
314 4x4	105	08/02 → 05/06	SAC016	Camshaft sensor	B2	OE 0031539128
314 NGT	95	02/95 → 05/06	SAC016	Camshaft sensor	B2	OE 0031539128
SPRINTER 3-t Furgonato (903)						
308 CDI	60	04/00 → 05/06	ATS21	Air temperature sensor	A1	OE 0005422818
			SAC012	Camshaft sensor	B2	OE 0031539728
			SAG023	Crankshaft sensor	B3	OE 0031532728
			SAG239	Crankshaft sensor	B3	OE 0031538328
			MWSS078	ABS sensor	D1	OE 9015420318; Position: front axle left and right
			MWSS079	ABS sensor	D1	OE 9015420319; Position: rear axle left and right
			SPA163	Coolant temperature sensor	E3	OE 0009050700
			APS48	Fuel pressure sensor	F2	OE 6110700149
			APS129	Fuel pressure sensor	F2	OE 0051535828
310 D 2.9	75	01/97 → 04/00	APS130	Fuel pressure sensor	F2	OE 0041531528
			SAG146	Crankshaft sensor	B3	OE 0031537228
			ATS21	Air temperature sensor	A1	OE 0005422818
			SAC012	Camshaft sensor	B2	OE 0031539728
			SAG023	Crankshaft sensor	B3	OE 0031532728
			SAG239	Crankshaft sensor	B3	OE 0031538328
			MWSS078	ABS sensor	D1	OE 9015420318; Position: front axle left and right
			MWSS079	ABS sensor	D1	OE 9015420319; Position: rear axle left and right
			SPA163	Coolant temperature sensor	E3	OE 0009050700
311 CDI	80	04/00 → 05/06	APS48	Fuel pressure sensor	F2	OE 6110700149
			APS129	Fuel pressure sensor	F2	OE 0051535828
			APS130	Fuel pressure sensor	F2	OE 0041531528
			SAG146	Crankshaft sensor	B3	OE 0031537228
			ATS21	Air temperature sensor	A1	OE 0005422818
			SAC012	Camshaft sensor	B2	OE 0031539728
			SAG023	Crankshaft sensor	B3	OE 0031532728
			SAG239	Crankshaft sensor	B3	OE 0031538328
			MWSS078	ABS sensor	D1	OE 9015420318; Position: front axle left and right
312 D 2.9	90	02/95 → 04/00	MWSS079	ABS sensor	D1	OE 9015420319; Position: rear axle left and right
			SPA163	Coolant temperature sensor	E3	OE 0009050700
			APS48	Fuel pressure sensor	F2	OE 6110700149
			APS129	Fuel pressure sensor	F2	OE 0051535828
			APS130	Fuel pressure sensor	F2	OE 0041531528
			SAG146	Crankshaft sensor	B3	OE 0031537228
			ATS21	Air temperature sensor	A1	OE 0005422818
			SAC012	Camshaft sensor	B2	OE 0031539728
			SAG023	Crankshaft sensor	B3	OE 0031532728
312 D 2.9 4x4	90	05/97 → 03/00	SAG239	Crankshaft sensor	B3	OE 0031538328
			MWSS078	ABS sensor	D1	OE 9015420318; Position: front axle left and right
			MWSS079	ABS sensor	D1	OE 9015420319; Position: rear axle left and right
			SPA163	Coolant temperature sensor	E3	OE 0009050700
			APS48	Fuel pressure sensor	F2	OE 6110700149
			APS129	Fuel pressure sensor	F2	OE 0051535828
			APS130	Fuel pressure sensor	F2	OE 0041531528
			SAG146	Crankshaft sensor	B3	OE 0031537228
			ATS21	Air temperature sensor	A1	OE 0005422818
313 CDI	95	04/00 → 05/06	SAC012	Camshaft sensor	B2	OE 0031539728
			SAG023	Crankshaft sensor	B3	OE 0031532728
			SAG239	Crankshaft sensor	B3	OE 0031538328
			MWSS078	ABS sensor	D1	OE 9015420318; Position: front axle left and right
			MWSS079	ABS sensor	D1	OE 9015420319; Position: rear axle left and right
			SPA163	Coolant temperature sensor	E3	OE 0009050700
			APS48	Fuel pressure sensor	F2	OE 6110700149
			APS129	Fuel pressure sensor	F2	OE 0051535828
			APS130	Fuel pressure sensor	F2	OE 0041531528
314	105	02/95 → 05/06	SAC016	Camshaft sensor	B2	OE 0031539128



kW



DESCRIPTION

TYPE






MERCEDES-BENZ
SPRINTER 3-t Furgonato (903)

314 4x4 105 08/02 → 05/06 SAC016 Camshaft sensor B2 OE 0031539128

314 NGT (903.661) 95 02/95 → 05/06 SAC016 Camshaft sensor B2 OE 0031539128

SPRINTER 3-t Furgonato (906)

210 CDI (906.611, 906.613)	70	03/09 →	ATS21	Air temperature sensor	A1	OE 0005422818
			APS33	Intake pressure sensor	A3	OE 0041533028
			SAC127	Camshaft sensor	B2	OE 0061537728
			SAG023	Crankshaft sensor	B3	OE 0031532728
			STS0035	Exhaust gas temperature sensor	C1	OE A0009058804; Position: in front of the catalyst; Cable length: 635
			STS0061	Exhaust gas temperature sensor	C1	OE A0009056404; Position: before turbocharger; Cable length: 384
			SPS007	Exhaust gas pressure sensor	C2	OE A0041539528
			SPS014	Exhaust gas pressure sensor	C2	OE A6429050200
			MWSS167	ABS sensor	D1	OE 9065400317; Position: front axle left and right
			MWSS168	ABS sensor	D1	OE 9065400117; Position: left rear
			MWSS169	ABS sensor	D1	OE 9065400217; Position: right rear
			MWSS187	ABS sensor	D1	OE 9065403917; Position: front axle left and right
			MWSS188	ABS sensor	D1	OE 9065404117; Position: left rear
			MWSS189	ABS sensor	D1	OE 9065404217; Position: right rear
SPA181	Coolant temperature sensor	E3	OE 0005426218			
213 CDI (906.611, 906.613)	95	06/06 →	APS33	Intake pressure sensor	A3	OE 0041533028
			SAC127	Camshaft sensor	B2	OE 0061537728
			SAG023	Crankshaft sensor	B3	OE 0031532728
			STS0035	Exhaust gas temperature sensor	C1	OE A0009058804; Position: in front of the catalyst; Cable length: 635
			STS0061	Exhaust gas temperature sensor	C1	OE A0009056404; Position: before turbocharger; Cable length: 384
			SPS007	Exhaust gas pressure sensor	C2	OE A0041539528
			SPS014	Exhaust gas pressure sensor	C2	OE A6429050200
			MWSS167	ABS sensor	D1	OE 9065400317; Position: front axle left and right
			MWSS168	ABS sensor	D1	OE 9065400117; Position: left rear
			MWSS169	ABS sensor	D1	OE 9065400217; Position: right rear
			MWSS187	ABS sensor	D1	OE 9065403917; Position: front axle left and right
			MWSS188	ABS sensor	D1	OE 9065404117; Position: left rear
			MWSS189	ABS sensor	D1	OE 9065404217; Position: right rear
			216 CDI (906.611, 906.613)	120	03/09 →	ATS21
APS33	Intake pressure sensor	A3				OE 0041533028
SAC127	Camshaft sensor	B2				OE 0061537728
SAG023	Crankshaft sensor	B3				OE 0031532728
STS0035	Exhaust gas temperature sensor	C1				OE A0009058804; Position: in front of the catalyst; Cable length: 635
STS0061	Exhaust gas temperature sensor	C1				OE A0009056404; Position: before turbocharger; Cable length: 384
SPS007	Exhaust gas pressure sensor	C2				OE A0041539528
SPS014	Exhaust gas pressure sensor	C2				OE A6429050200
MWSS167	ABS sensor	D1				OE 9065400317; Position: front axle left and right
MWSS168	ABS sensor	D1				OE 9065400117; Position: left rear
MWSS169	ABS sensor	D1				OE 9065400217; Position: right rear
MWSS187	ABS sensor	D1				OE 9065403917; Position: front axle left and right

	KW			DESCRIPTION	TYPE	
MERCEDES-BENZ						
SPRINTER 3-t Furgonato (906)						
216 CDI (906.611, 906.613)	120	03/09 →	MWSS188	ABS sensor	D1	OE 9065404117; Position: left rear
			MWSS189	ABS sensor	D1	OE 9065404217; Position: right rear
			SPA181	Coolant temperature sensor	E3	OE 0005426218
SPRINTER 3-t Pianale piatto/Telaio (903)						
308 CDI	60	04/00 → 05/06	ATS21	Air temperature sensor	A1	OE 0005422818
			SAC012	Camshaft sensor	B2	OE 0031539728
			SAG023	Crankshaft sensor	B3	OE 0031532728
			SAG239	Crankshaft sensor	B3	OE 0031538328
			MWSS078	ABS sensor	D1	OE 9015420318; Position: front axle left and right
			MWSS079	ABS sensor	D1	OE 9015420319; Position: rear axle left and right
			SPA163	Coolant temperature sensor	E3	OE 0009050700
			APS48	Fuel pressure sensor	F2	OE 6110700149
			APS129	Fuel pressure sensor	F2	OE 0051535828
310 D 2.9	75	01/97 → 04/00	APS130	Fuel pressure sensor	F2	OE 0041531528
			SAG146	Crankshaft sensor	B3	OE 0031537228
311 CDI	80	04/00 → 05/06	ATS21	Air temperature sensor	A1	OE 0005422818
			SAC012	Camshaft sensor	B2	OE 0031539728
			SAG023	Crankshaft sensor	B3	OE 0031532728
			SAG239	Crankshaft sensor	B3	OE 0031538328
			MWSS078	ABS sensor	D1	OE 9015420318; Position: front axle left and right
			MWSS079	ABS sensor	D1	OE 9015420319; Position: rear axle left and right
			SPA163	Coolant temperature sensor	E3	OE 0009050700
			APS48	Fuel pressure sensor	F2	OE 6110700149
			APS129	Fuel pressure sensor	F2	OE 0051535828
312 D 2.9	90	02/95 → 04/00	APS130	Fuel pressure sensor	F2	OE 0041531528
			SAG146	Crankshaft sensor	B3	OE 0031537228
312 D 2.9 (903.411, 903.412, 903.413, 903.421, 903.422, ...)	85	12/98 → 09/01	SAG146	Crankshaft sensor	B3	OE 0031537228
313 CDI	95	04/00 → 05/06	ATS21	Air temperature sensor	A1	OE 0005422818
			SAC012	Camshaft sensor	B2	OE 0031539728
			SAG023	Crankshaft sensor	B3	OE 0031532728
			SAG239	Crankshaft sensor	B3	OE 0031538328
			MWSS078	ABS sensor	D1	OE 9015420318; Position: front axle left and right
			MWSS079	ABS sensor	D1	OE 9015420319; Position: rear axle left and right
			SPA163	Coolant temperature sensor	E3	OE 0009050700
			APS48	Fuel pressure sensor	F2	OE 6110700149
			APS129	Fuel pressure sensor	F2	OE 0051535828
314 (903.011, 903.012, 903.013, 903.022, 903.611, ...)	105	02/95 → 05/06	APS130	Fuel pressure sensor	F2	OE 0041531528
			SAC016	Camshaft sensor	B2	OE 0031539128
314 4x4	105	08/02 → 05/06	SAC016	Camshaft sensor	B2	OE 0031539128
314 NGT (903.611, 903.612)	95	02/95 → 05/06	SAC016	Camshaft sensor	B2	OE 0031539128
316 CDI	115	04/00 → 05/06	ATS21	Air temperature sensor	A1	OE 0005422818
			SAC012	Camshaft sensor	B2	OE 0031539728
			SAG023	Crankshaft sensor	B3	OE 0031532728
			SAG239	Crankshaft sensor	B3	OE 0031538328

	kw			DESCRIPTION	TYPE	
MERCEDES-BENZ						
SPRINTER 3-t Pianale piatto/Telaio (903)						
316 CDI	115	04/00 → 05/06	MWSS078	ABS sensor	D1	OE 9015420318; Position: front axle left and right
			MWSS079	ABS sensor	D1	OE 9015420319; Position: rear axle left and right
			SPA163	Coolant temperature sensor	E3	OE 0009050700
			APS129	Fuel pressure sensor	F2	OE 0051535828
			APS130	Fuel pressure sensor	F2	OE 0041531528
SPRINTER 3-t Pianale piatto/Telaio (906)						
213 CDI (906.111, 906.113, 906.211, 906.213)	95	03/09 → 05/16	ATS21	Air temperature sensor	A1	OE 0005422818
			APS33	Intake pressure sensor	A3	OE 0041533028
			SAC127	Camshaft sensor	B2	OE 0061537728
			SAG023	Crankshaft sensor	B3	OE 0031532728
			STS0023	Exhaust gas temperature sensor	C1	OE A0009055205; Position: before soot particulate filter; Cable length: 540
			STS0035	Exhaust gas temperature sensor	C1	OE A0009058804; Position: in front of the catalyst; Cable length: 635
			STS0061	Exhaust gas temperature sensor	C1	OE A0009056404; Position: before turbocharger; Cable length: 384
			STS0079	Exhaust gas temperature sensor	C1	OE A0051531028; Cable length: 1135
			MWSS167	ABS sensor	D1	OE 9065400317; Position: front axle left and right
			MWSS168	ABS sensor	D1	OE 9065400117; Position: left rear
			MWSS169	ABS sensor	D1	OE 9065400217; Position: right rear
			MWSS187	ABS sensor	D1	OE 9065403917; Position: front axle left and right
			MWSS188	ABS sensor	D1	OE 9065404117; Position: left rear
			MWSS189	ABS sensor	D1	OE 9065404217; Position: right rear
SPA181	Coolant temperature sensor	E3	OE 0005426218			
SPRINTER 4-t Autobus (904)						
414	105	02/96 → 05/06	SAC016	Camshaft sensor	B2	OE 0031539128
SPRINTER 4-t Furgonato (904)						
410 D	75	01/97 → 03/00	SAG146	Crankshaft sensor	B3	OE 0031537228
410 D 4x4	75	05/97 → 03/00	SAG146	Crankshaft sensor	B3	OE 0031537228
412 D	85	01/97 → 03/00	SAG146	Crankshaft sensor	B3	OE 0031537228
	90	01/97 → 03/00	SAG146	Crankshaft sensor	B3	OE 0031537228
412 D 4x4	85	05/97 → 03/00	SAG146	Crankshaft sensor	B3	OE 0031537228
	90	05/97 → 03/00	SAG146	Crankshaft sensor	B3	OE 0031537228
414 (904.062, 904.063, 904.662, 904.663)	105	02/96 → 05/06	SAC016	Camshaft sensor	B2	OE 0031539128
414 4x4 (904.062, 904.063, 904.662, 904.663)	105	05/97 → 05/06	SAC016	Camshaft sensor	B2	OE 0031539128
SPRINTER 4-t Pianale piatto/Telaio (904)						
410 D	75	01/97 → 03/00	SAG146	Crankshaft sensor	B3	OE 0031537228
410 D 4x4	75	05/97 → 03/00	SAG146	Crankshaft sensor	B3	OE 0031537228
412 D	85	01/97 → 03/00	SAG146	Crankshaft sensor	B3	OE 0031537228
	90	01/97 → 03/00	SAG146	Crankshaft sensor	B3	OE 0031537228
412 D 4x4	85	05/97 → 03/00	SAG146	Crankshaft sensor	B3	OE 0031537228
	90	05/97 → 03/00	SAG146	Crankshaft sensor	B3	OE 0031537228
413 CDI	95	04/00 → 05/06	ATS21	Air temperature sensor	A1	OE 0005422818
			SAC012	Camshaft sensor	B2	OE 0031539728
			SAG023	Crankshaft sensor	B3	OE 0031532728
			SAG239	Crankshaft sensor	B3	OE 0031538328
			MWSS078	ABS sensor	D1	OE 9015420318; Position: front axle left and right

	KW			DESCRIPTION	TYPE	
MERCEDES-BENZ						
SPRINTER 4-t Pianale piatto/Telaio (904)						
413 CDI	95	04/00 → 05/06	MWSS079	ABS sensor	D1	OE 9015420319; Position: rear axle left and right
			SPA163	Coolant temperature sensor	E3	OE 0009050700
			APS48	Fuel pressure sensor	F2	OE 6110700149
			APS129	Fuel pressure sensor	F2	OE 0051535828
			APS130	Fuel pressure sensor	F2	OE 0041531528
414 (904.012, 904.013, 904.612, 904.613)	105	02/95 → 05/06	SAC016	Camshaft sensor	B2	OE 0031539128
414 4x4 (904.012, 904.013, 904.612, 904.613)	105	05/97 → 05/06	SAC016	Camshaft sensor	B2	OE 0031539128
TREM VOLUMI (W124)						
200	77	01/86 → 10/92	SPA136	Coolant temperature sensor	E3	OE 0085423217
200 (124.020)	75	01/86 → 05/90	SPA136	Coolant temperature sensor	E3	OE 0085423217
	80	12/85 → 05/90	SPA136	Coolant temperature sensor	E3	OE 0085423217
200 E (124.019)	100	10/92 → 06/93	SAG264	Crankshaft sensor	B3	OE 0021531728
			SPA136	Coolant temperature sensor	E3	OE 0085423217
200 E (124.021)	87	09/88 → 08/93	SPA136	Coolant temperature sensor	E3	OE 0085423217
	90	09/88 → 12/89	SPA136	Coolant temperature sensor	E3	OE 0085423217
220 E (124.022)	110	10/92 → 06/93	SAC043	Camshaft sensor	B2	OE 0021539528
			SAG218	Crankshaft sensor	B3	OE 0031537328
			SAG264	Crankshaft sensor	B3	OE 0021531728
			SPA136	Coolant temperature sensor	E3	OE 0085423217
230 E (124.023)	97	12/84 → 03/92	SPA136	Coolant temperature sensor	E3	OE 0085423217
	100	01/85 → 06/93	SPA136	Coolant temperature sensor	E3	OE 0085423217
230 E Cat (124.023)	97	06/89 → 06/93	SPA136	Coolant temperature sensor	E3	OE 0085423217
260 E (124.026)	118	09/85 → 08/92	SPA136	Coolant temperature sensor	E3	OE 0085423217
260 E 4-matic (124.226)	118	09/86 → 08/92	SPA136	Coolant temperature sensor	E3	OE 0085423217
	122	12/86 → 12/89	SPA136	Coolant temperature sensor	E3	OE 0085423217
280 E (124.028)	145	10/92 → 06/93	SAC043	Camshaft sensor	B2	OE 0021539528
			SAG218	Crankshaft sensor	B3	OE 0031537328
			SAG264	Crankshaft sensor	B3	OE 0021531728
			SPA136	Coolant temperature sensor	E3	OE 0085423217
300 E	138	01/85 → 12/85	SPA136	Coolant temperature sensor	E3	OE 0085423217
		06/85 → 08/92	SPA136	Coolant temperature sensor	E3	OE 0085423217
300 E (124.030)	132	08/85 → 08/92	SPA136	Coolant temperature sensor	E3	OE 0085423217
300 E 4-matic	138	09/86 → 02/92	SPA136	Coolant temperature sensor	E3	OE 0085423217
300 E 4-matic (124.230)	132	09/86 → 06/93	SPA136	Coolant temperature sensor	E3	OE 0085423217
300 E-24 (124.031)	162	09/88 → 08/92	SAC043	Camshaft sensor	B2	OE 0021539528
			SPA136	Coolant temperature sensor	E3	OE 0085423217
	170	09/88 → 08/92	SAC043	Camshaft sensor	B2	OE 0021539528
			SPA136	Coolant temperature sensor	E3	OE 0085423217
320 E (124.032)	162	10/92 → 06/93	SAC043	Camshaft sensor	B2	OE 0021539528
			SAG218	Crankshaft sensor	B3	OE 0031537328
			SAG264	Crankshaft sensor	B3	OE 0021531728
			SPA136	Coolant temperature sensor	E3	OE 0085423217
400 E 4.2 (124.034)	205	10/92 → 06/93	SAC043	Camshaft sensor	B2	OE 0021539528
			SAG265	Crankshaft sensor	B3	OE 0031534928
			SPA136	Coolant temperature sensor	E3	OE 0085423217
500 E (124.036)	240	01/91 → 06/93	SAC043	Camshaft sensor	B2	OE 0021539528
			SAG265	Crankshaft sensor	B3	OE 0031534928
			SPA136	Coolant temperature sensor	E3	OE 0085423217
UNIMOG						
UX 100H,UX 100M	80/90	09/96 →	SAG146	Crankshaft sensor	B3	OE 0031537228



kW



PARTS & SERVICES

DESCRIPTION

TYPE


MERCEDES-BENZ
VANEO (414)

1.7 CDI (414.700)	67	02/02 → 07/05	ATS21	Air temperature sensor	A1	OE 0005422818
			APS60	Intake pressure sensor	A3	OE 0041533128
			SAC012	Camshaft sensor	B2	OE 0031539728
			SAG023	Crankshaft sensor	B3	OE 0031532728
			MWSS100	ABS sensor	D1	OE 1685400017; Position: left front
			MWSS101	ABS sensor	D1	OE 1685400017; Position: right front
			MWSS102	ABS sensor	D1	OE 1685400317; Position: rear axle left and right
			SPA163	Coolant temperature sensor	E3	OE 0009050700
APS130	Fuel pressure sensor	F2	OE 0041531528			

VARIO Autobus

O 810 (670.373, 670.374)	75	09/96 → 12/10	SPA121	Coolant temperature sensor	E3	OE 0041531628
O 814 (670.373, 670.374)	100	09/96 → 12/10	SPA121	Coolant temperature sensor	E3	OE 0041531628
O 815 (670.373, 670.374)	112	09/96 → 12/10	SPA121	Coolant temperature sensor	E3	OE 0041531628

VARIO Cabina con motore

810 DT (670.398)	75	09/96 → 12/10	SPA121	Coolant temperature sensor	E3	OE 0041531628
814 DT (670.398)	100	09/96 →	SPA121	Coolant temperature sensor	E3	OE 0041531628

VARIO Cassone / Furgonato / Promiscuo

613 D, 614 D (668.351, 668.352, 668.353)	95	09/96 → 12/13	SPA121	Coolant temperature sensor	E3	OE 0041531628
	100	09/96 → 12/11	SPA121	Coolant temperature sensor	E3	OE 0041531628
615 D, 616 D (668.351, 668.352, 668.353)	115	09/98 →	SPA121	Coolant temperature sensor	E3	OE 0041531628
	112	09/98 →	SPA121	Coolant temperature sensor	E3	OE 0041531628
813 D, 814 D (670.351, 670.352, 670.353)	95	09/96 → 12/13	SPA121	Coolant temperature sensor	E3	OE 0041531628
	100	09/96 → 12/13	SPA121	Coolant temperature sensor	E3	OE 0041531628
813 DA, 814 DA 4x4 (669.599, 670.451, 670.452, 670.453)	95	09/96 → 12/13	SPA121	Coolant temperature sensor	E3	OE 0041531628
	100	09/96 →	SPA121	Coolant temperature sensor	E3	OE 0041531628
815 D, 816 D (670.351, 670.352, 670.353)	112	09/96 → 12/10	SPA121	Coolant temperature sensor	E3	OE 0041531628
815 DA, 816 DA 4x4 (669.599, 670.451, 670.452, 670.453)	112	09/96 → 12/10	SPA121	Coolant temperature sensor	E3	OE 0041531628
	115	09/96 → 12/13	SPA121	Coolant temperature sensor	E3	OE 0041531628

VARIO Pianale piatto/Telaio

613 D, 614 D (668.321, 668.322, 668.323)	95	09/96 →	SPA121	Coolant temperature sensor	E3	OE 0041531628
	100	09/96 → 12/11	SPA121	Coolant temperature sensor	E3	OE 0041531628
615 D, 616 D (668.321, 668.322, 668.323)	112	09/98 →	SPA121	Coolant temperature sensor	E3	OE 0041531628
	115	09/98 →	SPA121	Coolant temperature sensor	E3	OE 0041531628
813 D, 814 D (670.321, 670.322, 670.323, 670.324)	95	09/96 → 12/13	SPA121	Coolant temperature sensor	E3	OE 0041531628
	100	09/96 → 12/13	SPA121	Coolant temperature sensor	E3	OE 0041531628
813 DA, 814 DA 4x4 (670.421, 670.422, 670.423)	95	09/96 → 12/13	SPA121	Coolant temperature sensor	E3	OE 0041531628
	100	09/96 → 12/13	SPA121	Coolant temperature sensor	E3	OE 0041531628
815 D, 816 D (670.321, 670.322, 670.323, 670.324)	112	09/96 → 12/10	SPA121	Coolant temperature sensor	E3	OE 0041531628
	115	09/96 → 12/13	SPA121	Coolant temperature sensor	E3	OE 0041531628
815 DA, 816 DA 4x4 (670.421, 670.422, 670.423)	112	09/96 → 12/10	SPA121	Coolant temperature sensor	E3	OE 0041531628
	115	09/96 → 12/13	SPA121	Coolant temperature sensor	E3	OE 0041531628

VARIO Ribaltabile

613 D, 614 D (668.331, 668.332)	95	09/96 → 12/13	SPA121	Coolant temperature sensor	E3	OE 0041531628
	100	09/96 → 11/12	SPA121	Coolant temperature sensor	E3	OE 0041531628
615 D, 616 D (668.331, 668.332)	112	09/98 →	SPA121	Coolant temperature sensor	E3	OE 0041531628
	115	09/98 →	SPA121	Coolant temperature sensor	E3	OE 0041531628
813 D, 814 D (670.331, 670.332)	95	09/96 → 12/13	SPA121	Coolant temperature sensor	E3	OE 0041531628
	100	09/96 → 12/13	SPA121	Coolant temperature sensor	E3	OE 0041531628
813 DA, 814 DA 4x4 (670.431, 670.432)	95	09/96 → 12/13	SPA121	Coolant temperature sensor	E3	OE 0041531628
	100	09/96 → 12/13	SPA121	Coolant temperature sensor	E3	OE 0041531628

	KW			DESCRIPTION	TYPE	
MERCEDES-BENZ						
VARIO Ribaltabile						
815 D, 816 D (670.331, 670.332)	112	09/96 →	SPA121	Coolant temperature sensor	E3	OE 0041531628
	115	09/96 → 12/13	SPA121	Coolant temperature sensor	E3	OE 0041531628
815 DA, 816 DA 4x4 (670.431, 670.432)	112	09/96 → 12/10	SPA121	Coolant temperature sensor	E3	OE 0041531628
	115	09/96 → 12/13	SPA121	Coolant temperature sensor	E3	OE 0041531628
VIANO (W639)						
CDI 2.0 (639.711, 639.713, 639.811, 639.813, 639.815)	85	08/05 →	ATS21	Air temperature sensor	A1	OE 0005422818
			APS33	Intake pressure sensor	A3	OE 0041533028
			SAC012	Camshaft sensor	B2	OE 0031539728
			SAG023	Crankshaft sensor	B3	OE 0031532728
			SAG239	Crankshaft sensor	B3	OE 0031538328
			SPS007	Exhaust gas pressure sensor	C2	OE A0041539528
			SPA163	Coolant temperature sensor	E3	OE 0009050700
CDI 2.0 (639.811, 639.813, 639.815)	100	07/10 →	APS33	Intake pressure sensor	A3	OE 0041533028
			SAC127	Camshaft sensor	B2	OE 0061537728
			SAG023	Crankshaft sensor	B3	OE 0031532728
			SPS007	Exhaust gas pressure sensor	C2	OE A0041539528
CDI 2.2 (639.711, 639.713, 639.811, 639.813, 639.815)	110	09/03 →	ATS21	Air temperature sensor	A1	OE 0005422818
			APS33	Intake pressure sensor	A3	OE 0041533028
			APS60	Intake pressure sensor	A3	OE 0041533128
			SAC012	Camshaft sensor	B2	OE 0031539728
			SAG023	Crankshaft sensor	B3	OE 0031532728
			SAG239	Crankshaft sensor	B3	OE 0031538328
			STS0023	Exhaust gas temperature sensor	C1	OE A0009055205; Position: for soot particulate filter; Cable length: 540
			SPA163	Coolant temperature sensor	E3	OE 0009050700
			SPA181	Coolant temperature sensor	E3	OE 0005426218
CDI 2.2 (639.811, 639.813, 639.815)	120	07/10 →	APS33	Intake pressure sensor	A3	OE 0041533028
			SAC127	Camshaft sensor	B2	OE 0061537728
			SAG023	Crankshaft sensor	B3	OE 0031532728
			SPS007	Exhaust gas pressure sensor	C2	OE A0041539528
CDI 3.0 (639.811, 639.813, 639.815)	165	07/10 →	APS33	Intake pressure sensor	A3	OE 0041533028
			SAC012	Camshaft sensor	B2	OE 0031539728
			SAG248	Crankshaft sensor	B3	OE 0041538728
			APS136	Fuel pressure sensor	F2	OE 0061537828
	03/06 →	ATS21	Air temperature sensor	A1	OE 0005422818	
		SAC012	Camshaft sensor	B2	OE 0031539728	
		SAG239	Crankshaft sensor	B3	OE 0031538328	
		SAG248	Crankshaft sensor	B3	OE 0041538728	
		SPS007	Exhaust gas pressure sensor	C2	OE A0041539528	
		SPA181	Coolant temperature sensor	E3	OE 0005426218	
APS127	Fuel pressure sensor	F2	OE 0041536728			
VITO Autobus (638)						
108 CDI 2.2 (638.194)	60	03/99 → 07/03	ATS21	Air temperature sensor	A1	OE 0005422818
			SAC012	Camshaft sensor	B2	OE 0031539728
			SAG023	Crankshaft sensor	B3	OE 0031532728
			SPA163	Coolant temperature sensor	E3	OE 0009050700
			APS129	Fuel pressure sensor	F2	OE 0051535828
			APS130	Fuel pressure sensor	F2	OE 0041531528
113 2.0 (638.114, 638.194)	95	02/96 → 07/03	SAC016	Camshaft sensor	B2	OE 0031539128
114 2.3 (638.134, 638.194)	105	12/96 → 07/03	SAC016	Camshaft sensor	B2	OE 0031539128



kW



PARTS & SERVICES

DESCRIPTION

TYPE


MERCEDES-BENZ
VITO Autobus (W639)

111 CDI (639.701, 639.703, 639.705)	80	09/03 →	ATS21	Air temperature sensor	A1	OE 0005422818
			APS60	Intake pressure sensor	A3	OE 0041533128
			SAC012	Camshaft sensor	B2	OE 0031539728
			SAG023	Crankshaft sensor	B3	OE 0031532728
			SAG239	Crankshaft sensor	B3	OE 0031538328
			STS0023	Exhaust gas temperature sensor	C1	OE A0009055205; Position: for soot particulate filter; Cable length: 540
			SPS007	Exhaust gas pressure sensor	C2	OE A0041539528
			SPA163	Coolant temperature sensor	E3	OE 0009050700
			SPA181	Coolant temperature sensor	E3	OE 0005426218
113 CDI (639.701, 639.703, 639.705)	100	09/10 →	APS33	Intake pressure sensor	A3	OE 0041533028
			SAC127	Camshaft sensor	B2	OE 0061537728
			SAG023	Crankshaft sensor	B3	OE 0031532728
			STS0061	Exhaust gas temperature sensor	C1	OE A0009056404; Position: before turbocharger; Cable length: 384
			SPS007	Exhaust gas pressure sensor	C2	OE A0041539528
115 CDI (639.701, 639.703, 639.705)	110	09/03 →	ATS21	Air temperature sensor	A1	OE 0005422818
			APS33	Intake pressure sensor	A3	OE 0041533028
			APS60	Intake pressure sensor	A3	OE 0041533128
			SAC012	Camshaft sensor	B2	OE 0031539728
			SAG023	Crankshaft sensor	B3	OE 0031532728
			SAG239	Crankshaft sensor	B3	OE 0031538328
			STS0023	Exhaust gas temperature sensor	C1	OE A0009055205; Position: for soot particulate filter; Cable length: 540
			SPS007	Exhaust gas pressure sensor	C2	OE A0041539528
			SPA163	Coolant temperature sensor	E3	OE 0009050700
SPA181	Coolant temperature sensor	E3	OE 0005426218			
APS127	Fuel pressure sensor	F2	OE 0041536728			

VITO Furgonato (638)

108 CDI 2.2 (638.094)	60	03/99 → 07/03	ATS21	Air temperature sensor	A1	OE 0005422818
			SAC012	Camshaft sensor	B2	OE 0031539728
			SAG023	Crankshaft sensor	B3	OE 0031532728
			SPA163	Coolant temperature sensor	E3	OE 0009050700
			APS129	Fuel pressure sensor	F2	OE 0051535828
			APS130	Fuel pressure sensor	F2	OE 0041531528
110 CDI 2.2 (638.094)	75	03/99 → 07/03	ATS21	Air temperature sensor	A1	OE 0005422818
			SAC012	Camshaft sensor	B2	OE 0031539728
			SAG023	Crankshaft sensor	B3	OE 0031532728
			SPA163	Coolant temperature sensor	E3	OE 0009050700
			APS129	Fuel pressure sensor	F2	OE 0051535828
APS130	Fuel pressure sensor	F2	OE 0041531528			
112 CDI 2.2 (638.094)	90	03/99 → 07/03	ATS21	Air temperature sensor	A1	OE 0005422818
			SAC012	Camshaft sensor	B2	OE 0031539728
			SAG023	Crankshaft sensor	B3	OE 0031532728
			SPA163	Coolant temperature sensor	E3	OE 0009050700
			SPA181	Coolant temperature sensor	E3	OE 0005426218
			APS129	Fuel pressure sensor	F2	OE 0051535828
APS130	Fuel pressure sensor	F2	OE 0041531528			
113 2.0 (638.014, 638.094)	95	03/97 → 07/03	SAC016	Camshaft sensor	B2	OE 0031539128
114 2.3 (638.034, 638.094)	105	03/97 → 07/03	SAC016	Camshaft sensor	B2	OE 0031539128

VITO Furgonato (W447)

111 CDI (447.601, 447.603, 447.605)	84	10/14 →	SPS012	Exhaust gas pressure sensor	C2	OE A6079050500
-------------------------------------	----	---------	---------------	-----------------------------	----	----------------

	KW			DESCRIPTION	TYPE	
MERCEDES-BENZ						
VITO Furgonato (W447)						
114 CDI (447.601, 447.603, 447.605)	100	10/14 →	APS33	Intake pressure sensor	A3	OE 0041533028
			SAC127	Camshaft sensor	B2	OE 0061537728
			SPS014	Exhaust gas pressure sensor	C2	OE A6429050200
116 CDI (447.601, 447.603, 447.605)	120	10/14 →	APS33	Intake pressure sensor	A3	OE 0041533028
			SAC127	Camshaft sensor	B2	OE 0061537728
			SPS014	Exhaust gas pressure sensor	C2	OE A6429050200
VITO Mixto (W447)						
114 CDI (447.701, 447.703, 447.705)	100	10/14 →	APS33	Intake pressure sensor	A3	OE 0041533028
			SAC127	Camshaft sensor	B2	OE 0061537728
			SPS014	Exhaust gas pressure sensor	C2	OE A6429050200
VITO / MIXTO Furgonato (W639)						
109 CDI (639.601, 639.603, 639.605)	70	08/06 →	ATS21	Air temperature sensor	A1	OE 0005422818
			APS33	Intake pressure sensor	A3	OE 0041533028
			SAC012	Camshaft sensor	B2	OE 0031539728
			SAG023	Crankshaft sensor	B3	OE 0031532728
			SAG239	Crankshaft sensor	B3	OE 0031538328
			SPS007	Exhaust gas pressure sensor	C2	OE A0041539528
			SPA163	Coolant temperature sensor	E3	OE 0009050700
			SPA181	Coolant temperature sensor	E3	OE 0005426218
110 CDI (639.601, 639.603, 639.605)	70	09/10 →	APS33	Intake pressure sensor	A3	OE 0041533028
			SAC127	Camshaft sensor	B2	OE 0061537728
			SAG023	Crankshaft sensor	B3	OE 0031532728
			STS0061	Exhaust gas temperature sensor	C1	OE A0009056404; Position: before turbocharger; Cable length: 384
			SPS007	Exhaust gas pressure sensor	C2	OE A0041539528
111 CDI (639.601, 639.603)	85	09/07 →	ATS21	Air temperature sensor	A1	OE 0005422818
			APS33	Intake pressure sensor	A3	OE 0041533028
			SAC012	Camshaft sensor	B2	OE 0031539728
			SAG023	Crankshaft sensor	B3	OE 0031532728
			SAG239	Crankshaft sensor	B3	OE 0031538328
			STS0023	Exhaust gas temperature sensor	C1	OE A0009055205; Position: for soot particulate filter; Cable length: 540
			SPS007	Exhaust gas pressure sensor	C2	OE A0041539528
			SPA163	Coolant temperature sensor	E3	OE 0009050700
111 CDI (639.601, 639.603, 639.605)	80	09/03 →	SPA181	Coolant temperature sensor	E3	OE 0005426218
			ATS21	Air temperature sensor	A1	OE 0005422818
			APS60	Intake pressure sensor	A3	OE 0041533128
			SAC012	Camshaft sensor	B2	OE 0031539728
			SAG023	Crankshaft sensor	B3	OE 0031532728
			SAG239	Crankshaft sensor	B3	OE 0031538328
			STS0023	Exhaust gas temperature sensor	C1	OE A0009055205; Position: for soot particulate filter; Cable length: 540
			SPS007	Exhaust gas pressure sensor	C2	OE A0041539528
			SPA163	Coolant temperature sensor	E3	OE 0009050700
			SPA181	Coolant temperature sensor	E3	OE 0005426218
113 CDI (639.601, 639.603, 639.605)	100	09/10 →	APS127	Fuel pressure sensor	F2	OE 0041536728
			APS33	Intake pressure sensor	A3	OE 0041533028
			SAC127	Camshaft sensor	B2	OE 0061537728
			SAG023	Crankshaft sensor	B3	OE 0031532728
			STS0061	Exhaust gas temperature sensor	C1	OE A0009056404; Position: before turbocharger; Cable length: 384
115 CDI (639.601, 639.603, 639.605)	110	09/03 →	SPS007	Exhaust gas pressure sensor	C2	OE A0041539528
			ATS21	Air temperature sensor	A1	OE 0005422818
			APS33	Intake pressure sensor	A3	OE 0041533028
			APS60	Intake pressure sensor	A3	OE 0041533128

	kw			DESCRIPTION	TYPE	
--	----	--	--	-------------	------	--

MERCEDES-BENZ
VITO / MIXTO Furgonato (W639)

115 CDI (639.601, 639.603, 639.605)	110	09/03 →	SAC012	Camshaft sensor	B2	OE 0031539728
			SAG023	Crankshaft sensor	B3	OE 0031532728
			SAG239	Crankshaft sensor	B3	OE 0031538328
			STS0023	Exhaust gas temperature sensor	C1	OE A0009055205; Position: for soot particulate filter; Cable length: 540
			SPS007	Exhaust gas pressure sensor	C2	OE A0041539528
			SPA163	Coolant temperature sensor	E3	OE 0009050700
			SPA181	Coolant temperature sensor	E3	OE 0005426218
			APS127	Fuel pressure sensor	F2	OE 0041536728
116 CDI (639.601, 639.603, 639.605)	120	09/10 →	APS33	Intake pressure sensor	A3	OE 0041533028
			SAC127	Camshaft sensor	B2	OE 0061537728
			SAG023	Crankshaft sensor	B3	OE 0031532728
			STS0061	Exhaust gas temperature sensor	C1	OE A0009056404; Position: before turbocharger; Cable length: 384
			SPS007	Exhaust gas pressure sensor	C2	OE A0041539528

VITO Tourer (W447)

114 CDI / 114 BlueTEC (447.701, 447.703, 447.705)	100	10/14 →	APS33	Intake pressure sensor	A3	OE 0041533028
			SAC127	Camshaft sensor	B2	OE 0061537728
			SAG219	Crankshaft sensor	B3	OE 2761530128
			SPS014	Exhaust gas pressure sensor	C2	OE A6429050200
116 CDI / 116 BlueTEC (447.701, 447.703, 447.705)	120	10/14 →	APS33	Intake pressure sensor	A3	OE 0041533028
			SAC127	Camshaft sensor	B2	OE 0061537728
			SAG219	Crankshaft sensor	B3	OE 2761530128
			SPS014	Exhaust gas pressure sensor	C2	OE A6429050200

MG
MG TF

135	100	03/02 → 12/09	APS69	Intake pressure sensor	A3	
			SAG091	Crankshaft sensor	B3	
			SGA113	Oil temperature sensor	E1	OE MEK000030L; Dimension spanner: 22 mm
			SGA114	Oil temperature sensor	E1	OE MEK100060; Dimension spanner: 19 mm

MG ZR

105	76	06/01 → 04/05	APS69	Intake pressure sensor	A3	
			SAG091	Crankshaft sensor	B3	
			SGA113	Oil temperature sensor	E1	OE MEK000030L; Dimension spanner: 22 mm
			SGA114	Oil temperature sensor	E1	OE MEK100060; Dimension spanner: 19 mm

MINI
MINI (F55)

Cooper	100	09/13 →	SAC116	Camshaft sensor	B2	OE 12728523317
Cooper D	85	10/13 →	SAC116	Camshaft sensor	B2	OE 12728523317
Cooper S	141	09/13 →	SAC116	Camshaft sensor	B2	OE 12728523317
Cooper SD	125	09/13 →	SAC116	Camshaft sensor	B2	OE 12728523317
One	75	05/14 → 10/17	SAC116	Camshaft sensor	B2	OE 12728523317
One D	70	02/14 →	SAC116	Camshaft sensor	B2	OE 12728523317

MINI (F56)

Cooper	100	12/13 →	SAC116	Camshaft sensor	B2	OE 12728523317
Cooper D	85	12/13 →	SAC116	Camshaft sensor	B2	OE 12728523317
Cooper S	141	12/13 →	SAC116	Camshaft sensor	B2	OE 12728523317
Cooper SD	125	06/14 →	SAC116	Camshaft sensor	B2	OE 12728523317
John Cooper Works	170	03/15 →	SAC116	Camshaft sensor	B2	OE 12728523317





	KW			DESCRIPTION	TYPE	
MINI						
MINI (F56)						
One	75	04/14 → 10/17	SAC116	Camshaft sensor	B2	OE 12728523317
One D	70	03/14 →	SAC116	Camshaft sensor	B2	OE 12728523317
One First	55	07/14 → 10/17	SAC116	Camshaft sensor	B2	OE 12728523317
MINI (R50, R53)						
Cooper	85	06/01 → 09/06	APS69	Intake pressure sensor	A3	OE 0872648
			SAC119	Camshaft sensor	B2	OE 12141485845
			SPA189	Coolant temperature sensor	E3	OE 13621486698
Cooper S	120	03/02 → 09/06	APS61	Intake pressure sensor	A3	OE 0872679
			SAC119	Camshaft sensor	B2	OE 12141485845
			SPA189	Coolant temperature sensor	E3	OE 13621486698
	125	07/04 → 09/06	APS61	Intake pressure sensor	A3	OE 0872679
			SAC119	Camshaft sensor	B2	OE 12141485845
			SPA189	Coolant temperature sensor	E3	OE 13621486698
One	66	06/01 → 09/06	APS61	Intake pressure sensor	A3	OE 0872679
			APS69	Intake pressure sensor	A3	OE 0872648
			SAC119	Camshaft sensor	B2	OE 12141485845
			SPA189	Coolant temperature sensor	E3	OE 13621486698
One D	55	06/03 → 09/06	SAC094	Camshaft sensor	B2	OE 13627791127
			SAG212	Crankshaft sensor	B3	OE 13627799452
			SPA168	Coolant temperature sensor	E3	OE 13627791951
	65	06/03 → 09/06	SAC094	Camshaft sensor	B2	OE 13627791127
			SAG212	Crankshaft sensor	B3	OE 13627799452
			SPA168	Coolant temperature sensor	E3	OE 13627791951
MINI (R56)						
Cooper	85	09/06 → 11/13	SAC072	Camshaft sensor	B2	OE 13627566052
			APS71	Intake pressure sensor	A3	OE 13627539811
	88	10/06 → 02/12	SAC072	Camshaft sensor	B2	OE 13627566052
			SAG261	Crankshaft sensor	B3	OE 13627561753
			SPA161	Coolant temperature sensor	E3	OE 13627535068
			SAA118	Oil pressure switches	F1	OE 12617536724
			SAC072	Camshaft sensor	B2	OE 13627566052
	90	09/09 → 11/13	SAG261	Crankshaft sensor	B3	OE 13627561753
			ATS22	Air temperature sensor	A1	OE 13627794982
			APS38	Intake pressure sensor	A3	OE 13627794981
Cooper D	80	11/06 → 09/10	SAC096	Camshaft sensor	B2	OE 13627805005
			SAG167	Crankshaft sensor	B3	OE 13627808449
			SPS008	Exhaust gas pressure sensor	C2	OE 13627805472
			SPA172	Coolant temperature sensor	E3	OE 13627805003
			SAA118	Oil pressure switches	F1	OE 12617536724
			APS116	Intake pressure sensor	A3	OE 13627804742
	82	06/10 → 11/13	SAC123	Camshaft sensor	B2	OE 13627803093
			SAG288	Crankshaft sensor	B3	
			SPA186	Coolant temperature sensor	E3	OE 13627797957
			SAC072	Camshaft sensor	B2	OE 13627566052
Cooper S	128	10/06 → 02/10	SAG261	Crankshaft sensor	B3	OE 13627561753
			SPA161	Coolant temperature sensor	E3	OE 13627535068
			SAA118	Oil pressure switches	F1	OE 12617536724
			APS47	Fuel pressure sensor	F2	OE 13627540508
			APS120	Intake pressure sensor	A3	OE 13627599907
	135	03/10 → 11/13	SAC072	Camshaft sensor	B2	OE 13627566052
			SAG261	Crankshaft sensor	B3	OE 13627561753
			APS116	Intake pressure sensor	A3	OE 13627804742
			SAC123	Camshaft sensor	B2	OE 13627803093
			SAG288	Crankshaft sensor	B3	
Cooper SD	105	02/11 → 11/13	APS116	Intake pressure sensor	A3	OE 13627804742
			SAC123	Camshaft sensor	B2	OE 13627803093
			SAG288	Crankshaft sensor	B3	
			SPA186	Coolant temperature sensor	E3	OE 13627797957

	kW			DESCRIPTION	TYPE	
MINI						
MINI (R56)						
John Cooper Works	155	11/07 → 11/13	SAC072	Camshaft sensor	B2	OE 13627566052
			SAG261	Crankshaft sensor	B3	OE 13627561753
One	70	11/06 → 03/10	APS71	Intake pressure sensor	A3	OE 13627539811
			SAC072	Camshaft sensor	B2	OE 13627566052
			SAG261	Crankshaft sensor	B3	OE 13627561753
			SPA161	Coolant temperature sensor	E3	OE 13627535068
			SAA118	Oil pressure switches	F1	OE 12617536724
	55	03/09 → 03/10	APS71	Intake pressure sensor	A3	OE 13627539811
			SAC072	Camshaft sensor	B2	OE 13627566052
		03/10 → 11/13	SAG261	Crankshaft sensor	B3	OE 13627561753
			SAC072	Camshaft sensor	B2	OE 13627566052
	72	03/10 → 11/13	SAG261	Crankshaft sensor	B3	OE 13627561753
One D	66	07/10 → 11/13	APS116	Intake pressure sensor	A3	OE 13627804742
			SAC123	Camshaft sensor	B2	OE 13627803093
			SAG288	Crankshaft sensor	B3	
			SPA186	Coolant temperature sensor	E3	OE 13627797957
MINI Cabriolet (F57)						
Cooper	100	11/14 →	SAC116	Camshaft sensor	B2	OE 12728523317
MINI Cabriolet (R52)						
Cooper	85	07/04 → 11/07	APS61	Intake pressure sensor	A3	OE 0872679
			APS69	Intake pressure sensor	A3	OE 0872648
			SAC119	Camshaft sensor	B2	OE 12141485845
			SPA189	Coolant temperature sensor	E3	OE 13621486698
Cooper S	125	07/04 → 11/07	APS61	Intake pressure sensor	A3	OE 0872679
			SAC119	Camshaft sensor	B2	OE 12141485845
			SPA189	Coolant temperature sensor	E3	OE 13621486698
One	66	07/04 → 11/07	APS61	Intake pressure sensor	A3	OE 0872679
			APS69	Intake pressure sensor	A3	OE 0872648
			SAC119	Camshaft sensor	B2	OE 12141485845
			SPA189	Coolant temperature sensor	E3	OE 13621486698
MINI Cabriolet (R57)						
Cooper	90	09/09 → 06/15	SAC072	Camshaft sensor	B2	OE 13627566052
			SAG261	Crankshaft sensor	B3	OE 13627561753
Cooper D	82	05/09 → 11/13	APS116	Intake pressure sensor	A3	OE 13627804742
			SAC123	Camshaft sensor	B2	OE 13627803093
			SAG288	Crankshaft sensor	B3	
			SPA186	Coolant temperature sensor	E3	OE 13627797957
Cooper S	135	02/10 → 06/15	APS120	Intake pressure sensor	A3	OE 13627599907
			SAC072	Camshaft sensor	B2	OE 13627566052
			SAG261	Crankshaft sensor	B3	OE 13627561753
One	72	09/09 → 06/15	SAC072	Camshaft sensor	B2	OE 13627566052
			SAG261	Crankshaft sensor	B3	OE 13627561753
MINI CLUBMAN (F54)						
Cooper	100	12/14 →	SAC116	Camshaft sensor	B2	OE 12728523317
Cooper D	110	12/14 →	SAC116	Camshaft sensor	B2	OE 12728523317
Cooper S	141	11/14 →	SAC116	Camshaft sensor	B2	OE 12728523317
One D	85	02/15 →	SAC116	Camshaft sensor	B2	OE 12728523317
MINI CLUBMAN (R55)						
Cooper	88	10/07 → 12/13	APS71	Intake pressure sensor	A3	OE 13627539811
			SAC072	Camshaft sensor	B2	OE 13627566052
			SAG261	Crankshaft sensor	B3	OE 13627561753
			SPA161	Coolant temperature sensor	E3	OE 13627535068
			SAA118	Oil pressure switches	F1	OE 12617536724

	KW			DESCRIPTION	TYPE	
MINI						
MINI CLUBMAN (R55)						
Cooper	90	03/10 → 06/14	SAC072	Camshaft sensor	B2	OE 13627566052
			SAG261	Crankshaft sensor	B3	OE 13627561753
Cooper D	80	10/07 → 02/10	ATS22	Air temperature sensor	A1	OE 13627794982
			APS38	Intake pressure sensor	A3	OE 13627794981
			SAC096	Camshaft sensor	B2	OE 13627805005
			SAG167	Crankshaft sensor	B3	OE 13627808449
			SPS008	Exhaust gas pressure sensor	C2	OE 13627805472
			SPA172	Coolant temperature sensor	E3	OE 13627805003
			SAA118	Oil pressure switches	F1	OE 12617536724
Cooper S	128	08/07 → 07/10	SAC072	Camshaft sensor	B2	OE 13627566052
			SAG261	Crankshaft sensor	B3	OE 13627561753
			SPA161	Coolant temperature sensor	E3	OE 13627535068
			SAA118	Oil pressure switches	F1	OE 12617536724
			APS47	Fuel pressure sensor	F2	OE 13627540508
MINI COUNTRYMAN (R60)						
Cooper	90	08/10 → 10/16	SAC072	Camshaft sensor	B2	OE 13627566052
			SAG261	Crankshaft sensor	B3	OE 13627561753
Cooper D	82	03/11 → 10/16	APS116	Intake pressure sensor	A3	OE 13627804742
			SAC123	Camshaft sensor	B2	OE 13627803093
			SAG288	Crankshaft sensor	B3	
			SPA186	Coolant temperature sensor	E3	OE 13627797957
			APS116	Intake pressure sensor	A3	OE 13627804742
			SAC123	Camshaft sensor	B2	OE 13627803093
			SAG288	Crankshaft sensor	B3	
			SPA186	Coolant temperature sensor	E3	OE 13627797957
Cooper S	135	09/10 → 10/16	APS120	Intake pressure sensor	A3	OE 13627599907
		08/10 → 10/16	SAC072	Camshaft sensor	B2	OE 13627566052
			SAG261	Crankshaft sensor	B3	OE 13627561753
Cooper SD	105	03/11 → 10/16	APS116	Intake pressure sensor	A3	OE 13627804742
			SAC123	Camshaft sensor	B2	OE 13627803093
			SAG288	Crankshaft sensor	B3	
			SPA186	Coolant temperature sensor	E3	OE 13627797957
One	72	08/10 → 10/16	SAC072	Camshaft sensor	B2	OE 13627566052
			SAG261	Crankshaft sensor	B3	OE 13627561753
One D	66	08/10 → 10/16	APS116	Intake pressure sensor	A3	OE 13627804742
			SAC123	Camshaft sensor	B2	OE 13627803093
			SAG288	Crankshaft sensor	B3	
			SPA186	Coolant temperature sensor	E3	OE 13627797957
MITSUBISHI						
ASX (GA_W_)						
1.6 MIVEC	86	06/10 →	SAD029	Knock sensor	B1	OE 1865A014
			SPA142	Coolant temperature sensor	E3	OE 1308A012
1.8 DI-D	85	06/10 →	SAG254	Crankshaft sensor	B3	OE 1865A126
			SPA142	Coolant temperature sensor	E3	OE 1308A012
1.8 DI-D	110	06/10 →	SAG254	Crankshaft sensor	B3	OE 1865A126
			SPA142	Coolant temperature sensor	E3	OE 1308A012
1.8 DI-D 4WD	85	06/10 →	SAG254	Crankshaft sensor	B3	OE 1865A126
			SPA142	Coolant temperature sensor	E3	OE 1308A012
	110	06/10 →	SAG254	Crankshaft sensor	B3	OE 1865A126
			SPA142	Coolant temperature sensor	E3	OE 1308A012
2.2 Di-D 4WD	110	04/13 →	SAG254	Crankshaft sensor	B3	OE 1865A126

	KW			DESCRIPTION	TYPE	
MITSUBISHI						
CARISMA (DA_)						
1.6 (DA1A)	66	07/95 → 06/06	SAG035	Crankshaft sensor	B3	OE J5T25373
	73	05/97 → 06/06	SAG035	Crankshaft sensor	B3	OE J5T25373
	70	12/98 → 06/06	SAG035	Crankshaft sensor	B3	OE J5T25373
	76	09/00 → 06/06	SAC030	Camshaft sensor	B2	OE J005T23071
			SAG072	Crankshaft sensor	B3	OE J5T20171
SAG207			Crankshaft sensor	B3	OE 8651A111	
		SPA142	Coolant temperature sensor	E3	OE 1308A012	
1.8 (DA2A)	85	07/95 → 07/97	SAG035	Crankshaft sensor	B3	OE J5T25373
1.8 MSX - 16V (DA2A)	103	07/95 → 07/97	SAG035	Crankshaft sensor	B3	OE J5T25373
1.9 DI-D (DA5A)	75	09/00 → 06/06	SAG153	Crankshaft sensor	B3	OE M883794
			SAG246	Crankshaft sensor	B3	OE M617112
			SPA169	Coolant temperature sensor	E3	OE M883623
1.9 TD (DA4A)	66	10/96 → 09/00	SAG036	Crankshaft sensor	B3	OE MD321888
CARISMA Tre volumi (DA_)						
1.6 (DA1A)	66	09/96 → 06/06	SAG035	Crankshaft sensor	B3	OE J5T25373
	73	05/97 → 06/06	SAG035	Crankshaft sensor	B3	OE J5T25373
	70	12/98 → 06/06	SAG035	Crankshaft sensor	B3	OE J5T25373
1.8 (DA2A)	85	09/96 → 09/97	SAG035	Crankshaft sensor	B3	OE J5T25373
1.9 TD (DA4A)	66	10/96 → 09/00	SAG036	Crankshaft sensor	B3	OE MD321888
COLT CZC Cabriolet (RG)						
1.5 (Z23)	80	05/06 → 07/09	SAD026	Knock sensor	B1	OE MN163706
			SAG205	Crankshaft sensor	B3	OE MR985041
			SPA142	Coolant temperature sensor	E3	OE 1308A012
COLT V (CJ_, CP_)						
1600 GLX (CJ4A)	66	05/96 → 09/00	SAG035	Crankshaft sensor	B3	OE J5T25373
COLT VI (Z3_A, Z2_A)						
1.1	55	10/04 → 06/12	SAD026	Knock sensor	B1	OE MN163706
			SAD029	Knock sensor	B1	OE 1865A014
			SAG205	Crankshaft sensor	B3	OE MR985041
			SPA142	Coolant temperature sensor	E3	OE 1308A012
1.3	70	06/04 → 06/12	SAD026	Knock sensor	B1	OE MN163706
			SAD029	Knock sensor	B1	OE 1865A014
			SAC048	Camshaft sensor	B2	OE MN902313
			SAG205	Crankshaft sensor	B3	OE MR985041
			SPA142	Coolant temperature sensor	E3	OE 1308A012
1.5 DI-D	70	08/04 → 06/12	ATS21	Air temperature sensor	A1	OE MN960276
			SAC048	Camshaft sensor	B2	OE MN902313
			SAG023	Crankshaft sensor	B3	OE MN960274
GRANDIS (NA_W)						
2.0 DI-D (NA8W)	100	09/05 → 03/10	ATS16	Air temperature sensor	A1	OE MN191138; With integrated air pressure sensor
2.0 DI-D (NA8W)	100	09/05 → 03/10	SAC085	Camshaft sensor	B2	OE MN980233
			SAG166	Crankshaft sensor	B3	OE MN980249
			SPS003	Exhaust gas pressure sensor	C2	OE 1865A119
			SPA111	Coolant temperature sensor	E3	OE MN980152
L 200 (K7_T, K6_T)						
2.5 TD 4WD (K74T)	85	09/01 → 12/07	SPA142	Coolant temperature sensor	E3	OE 1308A012
			SAA111	Oil pressure switches	F1	OE 1258A002
	98	08/01 → 12/07	SPA142	Coolant temperature sensor	E3	OE 1308A012
L 200 / TRITON (KA_T, KB_T)						
2.5 DI-D 4WD (KB4T)	100	11/05 → 12/15	SAG207	Crankshaft sensor	B3	OE 8651A111
			SPA142	Coolant temperature sensor	E3	OE 1308A012
	131	04/10 → 12/15	SAG207	Crankshaft sensor	B3	OE 8651A111
			SPA142	Coolant temperature sensor	E3	OE 1308A012

	KW			DESCRIPTION	TYPE	
MITSUBISHI						
L 200 / TRITON (KJ_, KK_, KL_)						
2.4 DI-D 4WD (KJ0T)	113	09/15 →	SAG254	Crankshaft sensor	B3	OE 1865A126
2.4 DI-D 4WD (KL1T)	133	11/14 →	SAG254	Crankshaft sensor	B3	OE 1865A126
LANCER V Station Wagon (CB_W, CD_W)						
1.6 16V (CB4W)	83	12/92 → 10/03	SAG035	Crankshaft sensor	B3	OE J5T25373
1.6 16V 4WD (CD4W)	83	12/92 → 10/03	SAG035	Crankshaft sensor	B3	OE J5T25373
LANCER VI (CJ_, CP_)						
1.6 16V (CK4A)	66	12/95 → 08/03	SAG035	Crankshaft sensor	B3	OE J5T25373
LANCER VII (CS_A, CT_A)						
1.6 (CS3A)	72	09/03 → 12/13	SAC030	Camshaft sensor	B2	OE J005T23071
			SPA142	Coolant temperature sensor	E3	OE 1308A012
LANCER VII Station wagon (CS_W, CT_W)						
1.6	72	09/03 → 10/08	SAC030	Camshaft sensor	B2	OE J005T23071
			SPA142	Coolant temperature sensor	E3	OE 1308A012
LANCER VIII Sportback (CX_A)						
1.8 (CX3A)	105	06/08 →	SAG252	Crankshaft sensor	B3	OE 8651A067
			SAG254	Crankshaft sensor	B3	OE 1865A126
			SPA142	Coolant temperature sensor	E3	OE 1308A012
MIRAGE / SPACE STAR 2 volumi /Coda spiovente (A0_A)						
1.0 (A05A)	52	05/12 →	SAD029	Knock sensor	B1	OE 1865A014
			SAG252	Crankshaft sensor	B3	OE 8651A067
1.2 (A03A)	59	10/12 →	SAD029	Knock sensor	B1	OE 1865A014
			SAG252	Crankshaft sensor	B3	OE 8651A067
OUTLANDER II (CW_W)						
2.0 DI-D	103	02/07 → 11/12	ATS16	Air temperature sensor	A1	OE MN191138; With integrated air pressure sensor
			SAC085	Camshaft sensor	B2	OE MN980233
			SAG166	Crankshaft sensor	B3	OE MN980249
			SPA111	Coolant temperature sensor	E3	OE MN980152
	130	11/06 → 11/12	SAG167	Crankshaft sensor	B3	OE MN982334
			SAG254	Crankshaft sensor	B3	OE 1865A126
2.2 DI-D 4WD	115	08/07 → 11/12	ATS22	Air temperature sensor	A1	OE 1525A018
			APS58	Intake pressure sensor	A3	OE 1865A122
			SAG167	Crankshaft sensor	B3	OE MN982334
	06/08 → 11/12	SPS008	Exhaust gas pressure sensor	C2	OE 1865A176	
		SPA172	Coolant temperature sensor	E3	OE MN982202	
		OUTLANDER III (GG_W, GF_W, ZJ, ZL)				
2.0 (GF7W)	110	08/12 →	SAG252	Crankshaft sensor	B3	OE 8651A067
			SAG254	Crankshaft sensor	B3	OE 1865A126
2.2 Di-D 4WD (GF6W)	110	08/12 →	SAG254	Crankshaft sensor	B3	OE 1865A126
			SAG285	Crankshaft sensor	B3	OE 2702A036
PAJERO CLASSIC (V2_W)						
2.5 TD	85	07/01 →	SAA111	Oil pressure switches	F1	OE 1258A002
PAJERO III (V7_W, V6_W)						
3.2 Di-D	121	04/00 → 10/01	SAG207	Crankshaft sensor	B3	OE 8651A111
3.2 Di-D (V68W)	118	04/00 → 12/06	SAG207	Crankshaft sensor	B3	OE 8651A111
3.5	149	04/00 → 01/07	SAG207	Crankshaft sensor	B3	OE 8651A111
PAJERO III Canvas Top (V6_W, V7_W)						
3.2 DI-D (V68W, V78W)	121	04/00 → 12/06	SAG207	Crankshaft sensor	B3	OE 8651A111
			SAA111	Oil pressure switches	F1	OE 1258A002
	118	10/01 → 12/06	SAG207	Crankshaft sensor	B3	OE 8651A111
			SAA111	Oil pressure switches	F1	OE 1258A002

	kW			DESCRIPTION	TYPE	
MITSUBISHI						
PAJERO IV (V8_W, V9_W)						
3.2 DI-D (V88W, V98W)	118	02/07 →	SAG205	Crankshaft sensor	B3	OE MR985041
			SAG207	Crankshaft sensor	B3	OE 8651A111
			SPA142	Coolant temperature sensor	E3	OE 1308A012
	125	02/07 →	SAG205	Crankshaft sensor	B3	OE MR985041
			SAG207	Crankshaft sensor	B3	OE 8651A111
			SPA142	Coolant temperature sensor	E3	OE 1308A012
3.2 DI-D 4WD (V98W, V88W)	140	02/07 →	SAG205	Crankshaft sensor	B3	OE MR985041
			SAG207	Crankshaft sensor	B3	OE 8651A111
	147	01/09 →	SAG205	Crankshaft sensor	B3	OE MR985041
			SAG207	Crankshaft sensor	B3	OE 8651A111
			SAG207	Crankshaft sensor	B3	OE 8651A111
			SPA142	Coolant temperature sensor	E3	OE 1308A012
PAJERO PININ (H6_W, H7_W)						
1.8 (H76W, H66W)	84	11/01 → 06/07	SAG072	Crankshaft sensor	B3	OE J5T20171
			SPA142	Coolant temperature sensor	E3	OE 1308A012
2.0 GDI (H67W, H77W)	95	10/00 → 06/07	SAG072	Crankshaft sensor	B3	OE J5T20171
			SPA142	Coolant temperature sensor	E3	OE 1308A012
SPACE STAR MPV / Space wagon (DG_A)						
1.3 16V (DG1A)	60	09/00 → 12/04	SAC030	Camshaft sensor	B2	OE J005T23071
			SPA142	Coolant temperature sensor	E3	OE 1308A012
			SAA111	Oil pressure switches	F1	OE 1258A002
1.6 16V (DG3A)	72	01/01 → 12/04	SAC030	Camshaft sensor	B2	OE J005T23071
			SPA142	Coolant temperature sensor	E3	OE 1308A012
			SAA111	Oil pressure switches	F1	OE 1258A002
1.9 DI-D (DG4A)	75	02/01 → 12/04	APS28	Intake pressure sensor	A3	OE M889795
			SAG153	Crankshaft sensor	B3	OE M883794
			SAG246	Crankshaft sensor	B3	OE M617112
			SPA169	Coolant temperature sensor	E3	OE M883623
NEW HOLLAND						
T4 (PowerStar)						
T4.65V, T4.75V	48/57	06/11 →	SAG058	Crankshaft sensor	B3	
T4.75	55	06/11 →	SAC092	Camshaft sensor	B2	
			SAG058	Crankshaft sensor	B3	
			SPA103	Coolant temperature sensor	E3	
			SAC092	Camshaft sensor	B2	
			SAG058	Crankshaft sensor	B3	
			SPA103	Coolant temperature sensor	E3	
T4.75F, T4.85F	57/65	06/11 →	SAG058	Crankshaft sensor	B3	
			SAG058	Crankshaft sensor	B3	
T4.75N	57	06/11 →	SAG058	Crankshaft sensor	B3	
			SAG058	Crankshaft sensor	B3	
T4.95, T4.105	73/79	06/11 →	SAC092	Camshaft sensor	B2	
			SPA103	Coolant temperature sensor	E3	
			SAC092	Camshaft sensor	B2	
			SPA103	Coolant temperature sensor	E3	
T4.95V, T4.105V	71/78	06/11 →	SAG058	Crankshaft sensor	B3	
			SAG058	Crankshaft sensor	B3	
T4000						
T4020	48	06/08 →	SAG058	Crankshaft sensor	B3	
T4030	57	06/08 →	SAG058	Crankshaft sensor	B3	
T5						
T5.95, T5.105, T5.115	73/83	11/11 →	SAC092	Camshaft sensor	B2	
			SPA103	Coolant temperature sensor	E3	

	KW			DESCRIPTION	TYPE	
NEW HOLLAND						
T8						
T8.360	263	08/10 →	SAG019	Crankshaft sensor	B3	
			SPA103	Coolant temperature sensor	E3	
T9						
T9.505	369	08/10 →	SAG019	Crankshaft sensor	B3	
			SPA103	Coolant temperature sensor	E3	
T9.615	451	08/10 →	SAG019	Crankshaft sensor	B3	
			SPA103	Coolant temperature sensor	E3	
T9.670	492	08/10 →	SAG019	Crankshaft sensor	B3	
			SPA103	Coolant temperature sensor	E3	
TM						
TM120	91	01/02 → 12/07	SPA103	Coolant temperature sensor	E3	
	82	01/02 → 12/07	SPA103	Coolant temperature sensor	E3	
TM140	106	12/02 →	SPA103	Coolant temperature sensor	E3	
NISSAN						
100 NX (B13)						
1.6	66	03/90 → 10/94	SPA126	Coolant temperature sensor	E3	OE 2263037950
			SPA137	Coolant temperature sensor	E3	OE 2263001P01
1.6 SR	75	09/93 → 10/94	SPA126	Coolant temperature sensor	E3	OE 2263037950
			SPA137	Coolant temperature sensor	E3	OE 2263001P01
2.0 GTI	105	03/91 → 10/94	SPA126	Coolant temperature sensor	E3	OE 2263037950
			SPA137	Coolant temperature sensor	E3	OE 2263001P01
200 SX (S13)						
1.8 Turbo	124	07/88 → 11/93	SPA126	Coolant temperature sensor	E3	OE 2263037950
			SPA137	Coolant temperature sensor	E3	OE 2263001P01
200 SX (S14)						
2.0 i 16V Turbo	147	10/93 → 12/99	SPA137	Coolant temperature sensor	E3	OE 2263001P01
300 ZX (Z31)						
3.0	125	01/84 → 12/87	SPA131	Coolant temperature sensor	E3	OE 11023G7000
3.0 Turbo	149	05/87 → 10/90	SPA131	Coolant temperature sensor	E3	OE 11023G7000
			SPA137	Coolant temperature sensor	E3	OE 2263001P01
	168	04/84 → 10/90	SPA137	Coolant temperature sensor	E3	OE 2263001P01
300 ZX (Z32)						
3.0 Twin Turbo	208	05/90 → 09/95	SPA126	Coolant temperature sensor	E3	OE 2263037950
			SPA137	Coolant temperature sensor	E3	OE 2263001P01
	197	05/90 → 09/95	SPA126	Coolant temperature sensor	E3	OE 2263037950
			SPA137	Coolant temperature sensor	E3	OE 2263001P01
350 Z Coupé (Z33)						
3.5	206	10/03 → 08/06	SAG233	Crankshaft sensor	B3	OE 237315M010
		10/03 → 12/06	SGA116	Oil temperature sensor	E1	OE 2263001U00
			SPA150	Coolant temperature sensor	E3	OE 2263071L00
ALMERA II (N16)						
2.2 Di	81	07/00 → 04/03	SGA116	Oil temperature sensor	E1	OE 2263001U00
			SPA150	Coolant temperature sensor	E3	OE 2263071L00
ALMERA II Hatchback (N16)						
1.5	66	03/00 → 11/06	SAD029	Knock sensor	B1	OE 2206075000
			SGA116	Oil temperature sensor	E1	OE 2263001U00
			SPA150	Coolant temperature sensor	E3	OE 2263071L00
	72	10/02 → 09/06	SAD029	Knock sensor	B1	OE 2206075000
			SAC108	Camshaft sensor	B2	OE 237314M500
			SGA116	Oil temperature sensor	E1	OE 2263001U00
1.5 dCi	60	01/03 → 09/06	SPA150	Coolant temperature sensor	E3	OE 2263071L00
			IATS04/01	Air temperature sensor	A1	OE 2263000Q1H
			APS85	Intake pressure sensor	A3	OE 2508500Q0B
			SAD035	Knock sensor	B1	OE 22060000QA

	kW			DESCRIPTION	TYPE	
NISSAN						
ALMERA II Hatchback (N16)						
1.5 dCi	60	01/03 → 09/06	SAC010	Camshaft sensor	B2	OE 2263000QAG
			SAC077	Camshaft sensor	B2	OE 2373100Q0A
			SGA161	Crankshaft sensor	B3	OE 23731BN700
			SAG209	Crankshaft sensor	B3	OE 237315X20A
			SPA169	Coolant temperature sensor	E3	OE 2263000Q2H
			APS133	Fuel pressure sensor	F2	
1.8	84	01/00 → 11/02	SAD029	Knock sensor	B1	OE 220607S000
			SAC108	Camshaft sensor	B2	OE 237314M500
			SGA116	Oil temperature sensor	E1	OE 2263001U00
			SPA150	Coolant temperature sensor	E3	OE 2263071L00
	85	10/02 → 09/06	SAD029	Knock sensor	B1	OE 220607S000
			SAC108	Camshaft sensor	B2	OE 237314M500
2.2 Di	81	03/00 → 04/03	SGA116	Oil temperature sensor	E1	OE 2263001U00
			SPA150	Coolant temperature sensor	E3	OE 2263071L00
ALMERA TINO (V10)						
1.8	84	08/00 → 02/06	SAD029	Knock sensor	B1	OE 220607S000
			SAC108	Camshaft sensor	B2	OE 237314M500
			SGA116	Oil temperature sensor	E1	OE 2263001U00
			SPA150	Coolant temperature sensor	E3	OE 2263071L00
	85	12/02 → 02/06	SAD029	Knock sensor	B1	OE 220607S000
			SAC108	Camshaft sensor	B2	OE 237314M500
2.2 dCi	84	08/00 → 02/06	SGA116	Oil temperature sensor	E1	OE 2263001U00
			SPA150	Coolant temperature sensor	E3	OE 2263071L00
	82	09/03 → 02/06	SGA116	Oil temperature sensor	E1	OE 2263001U00
			SPA150	Coolant temperature sensor	E3	OE 2263071L00
BLUEBIRD (T72 , T12, U12)						
1.8 i 16V (RLT72)	95	02/89 → 12/90	SPA126	Coolant temperature sensor	E3	OE 2263037950
			SPA137	Coolant temperature sensor	E3	OE 2263001P01
1.8 Turbo	99	12/85 → 05/90	SPA126	Coolant temperature sensor	E3	OE 2263037950
			SPA137	Coolant temperature sensor	E3	OE 2263001P01
2.0 D (SLT72, T12)	49	03/86 → 12/90	SPA131	Coolant temperature sensor	E3	OE 11023G7000
2.0 i	85	09/88 → 09/90	SPA137	Coolant temperature sensor	E3	OE 2263001P01
2.0 i (HLT72, T12)	77	12/85 → 12/90	SPA126	Coolant temperature sensor	E3	OE 2263037950
			SPA137	Coolant temperature sensor	E3	OE 2263001P01
BLUEBIRD (U11)						
1.8 Turbo	99	04/84 → 05/90	SPA126	Coolant temperature sensor	E3	OE 2263037950
			SPA137	Coolant temperature sensor	E3	OE 2263001P01
2.0 i	77	04/84 → 01/88	SPA126	Coolant temperature sensor	E3	OE 2263037950
			SPA137	Coolant temperature sensor	E3	OE 2263001P01
BLUEBIRD Hatchback (T72, T12)						
1.8 i 16V (FRLT72)	95	02/89 → 12/90	SPA126	Coolant temperature sensor	E3	OE 2263037950
			SPA137	Coolant temperature sensor	E3	OE 2263001P01
1.8 Turbo	99	12/85 → 11/92	SPA126	Coolant temperature sensor	E3	OE 2263037950
			SPA137	Coolant temperature sensor	E3	OE 2263001P01
2.0 D (FSLT72, T12)	49	03/86 → 12/90	SPA131	Coolant temperature sensor	E3	OE 11023G7000
2.0 i	85	09/88 → 09/90	SPA137	Coolant temperature sensor	E3	OE 2263001P01
2.0 i (FHLT72, T12)	77	12/85 → 12/90	SPA126	Coolant temperature sensor	E3	OE 2263037950
			SPA137	Coolant temperature sensor	E3	OE 2263001P01

	KW			DESCRIPTION	TYPE	
NISSAN						
BLUEBIRD Station Wagon (WU11)						
2.0 D	43	04/84 → 01/88	SPA131	Coolant temperature sensor	E3	OE 11023G7000
	49	03/86 → 12/90	SPA131	Coolant temperature sensor	E3	OE 11023G7000
2.0 i	77	04/84 → 12/90	SPA126	Coolant temperature sensor	E3	OE 2263037950
			SPA137	Coolant temperature sensor	E3	OE 2263001P01
	85	09/88 → 09/90	SPA126	Coolant temperature sensor	E3	OE 2263037950
			SPA137	Coolant temperature sensor	E3	OE 2263001P01
JUKE (F15)						
1.2 DIG-T	85	05/14 →	MWSS177	ABS sensor	D1	OE 479101KA0A; Position: front axle left and right
1.5 dCi	81	06/10 →	SAD035	Knock sensor	B1	OE 22060000QA
			SAC103	Camshaft sensor	B2	OE 2373100Q0M
			SAG209	Crankshaft sensor	B3	OE 237315X20A
			SPS012	Exhaust gas pressure sensor	C2	OE 20827-00Q0G
			MWSS177	ABS sensor	D1	OE 479101KA0A; Position: front axle left and right
1.6	86	06/10 →	SPA183	Coolant temperature sensor	E3	OE 22630-00A0K
			SAG252	Crankshaft sensor	B3	OE 319351XF00
			MWSS177	ABS sensor	D1	OE 479101KA0A; Position: front axle left and right
	69	01/13 →	SGA116	Oil temperature sensor	E1	OE 2263001U00
			SPA150	Coolant temperature sensor	E3	OE 2263071L00
			SAG252	Crankshaft sensor	B3	OE 319351XF00
1.6 DIG-T	140	06/10 →	MWSS177	ABS sensor	D1	OE 479101KA0A; Position: front axle left and right
			SGA116	Oil temperature sensor	E1	OE 2263001U00
			SPA150	Coolant temperature sensor	E3	OE 2263071L00
			SAG252	Crankshaft sensor	B3	OE 319351XF00
LAUREL (JC32)						
2.4	94	01/85 → 12/87	SPA126	Coolant temperature sensor	E3	OE 2263037950
			SPA131	Coolant temperature sensor	E3	OE 11023G7000
			SPA137	Coolant temperature sensor	E3	OE 2263001P01
2.8 D	62	01/85 → 12/87	SPA131	Coolant temperature sensor	E3	OE 11023G7000
	66	01/85 → 12/89	SPA131	Coolant temperature sensor	E3	OE 11023G7000
MAXIMA / MAXIMA QX IV (A32)						
3.0	142	01/95 → 08/00	SPA137	Coolant temperature sensor	E3	OE 2263001P01
MAXIMA III (J30)						
3.0 i	125	10/88 → 06/94	SPA137	Coolant temperature sensor	E3	OE 2263001P01
MICRA C+C III (K12)						
1.4 16V	65	08/05 →	APS85	Intake pressure sensor	A3	OE 2508500Q0B
			APS92	Intake pressure sensor	A3	OE 22365AX000
			SAD029	Knock sensor	B1	OE 220607S000
	81	08/05 →	SAC108	Camshaft sensor	B2	OE 237314M500
			SAG233	Crankshaft sensor	B3	OE 237315M010
			MWSS175	ABS sensor	D1	OE 47910AX600; Position: front axle left and right
			MWSS176	ABS sensor	D1	OE 47901AX600; Position: left rear
			MWSS196	ABS sensor	D1	OE 47900AX600; Position: right rear
			SGA116	Oil temperature sensor	E1	OE 2263001U00
1.6 160 SR	81	08/05 →	SPA150	Coolant temperature sensor	E3	OE 2263071L00
			APS85	Intake pressure sensor	A3	OE 2508500Q0B
			SAD029	Knock sensor	B1	OE 220607S000
			SAG252	Crankshaft sensor	B3	OE 319351XF00

	kW			DESCRIPTION	TYPE		
NISSAN							
MICRA C+C III (K12)							
1.6 160 SR	81	08/05 →	MWSS175	ABS sensor	D1	OE 47910AX600; Position: front axle left and right	
			MWSS176	ABS sensor	D1	OE 47901AX600; Position: left rear	
			MWSS196	ABS sensor	D1	OE 47900AX600; Position: right rear	
			SGA116	Oil temperature sensor	E1	OE 2263001U00	
			SPA150	Coolant temperature sensor	E3	OE 2263071L00	
MICRA II (K11)							
1.0 i 16V	44	09/00 → 02/03	SVF016	Throttle position sensors	A2	OE 226201F700	
			SAC094	Camshaft sensor	B2	OE 227311F710	
			SAG285	Crankshaft sensor	B3	OE 319351XK0C	
			SGA116	Oil temperature sensor	E1	OE 2263001U00	
			SPA150	Coolant temperature sensor	E3	OE 2263071L00	
1.4 i 16V	60	09/00 → 02/03	SVF016	Throttle position sensors	A2	OE 226201F700	
			SAC094	Camshaft sensor	B2	OE 227311F710	
			SAG233	Crankshaft sensor	B3	OE 237315M010	
			SAG285	Crankshaft sensor	B3	OE 319351XK0C	
			SGA116	Oil temperature sensor	E1	OE 2263001U00	
SPA150	Coolant temperature sensor	E3	OE 2263071L00				
MICRA III (K12)							
1.0 16V	48	01/03 → 06/10	APS85	Intake pressure sensor	A3	OE 2508500Q0B	
			APS92	Intake pressure sensor	A3	OE 22365AX000	
			SAD029	Knock sensor	B1	OE 220607S000	
			SAC108	Camshaft sensor	B2	OE 237314M500	
			SAG233	Crankshaft sensor	B3	OE 237315M010	
			MWSS175	ABS sensor	D1	OE 47910AX600; Position: front axle left and right	
			MWSS176	ABS sensor	D1	OE 47901AX600; Position: left rear	
			MWSS196	ABS sensor	D1	OE 47900AX600; Position: right rear	
			SGA116	Oil temperature sensor	E1	OE 2263001U00	
			SPA150	Coolant temperature sensor	E3	OE 2263071L00	
1.2 16V	59	01/03 → 06/10	APS85	Intake pressure sensor	A3	OE 2508500Q0B	
			APS92	Intake pressure sensor	A3	OE 22365AX000	
			SAD029	Knock sensor	B1	OE 220607S000	
		01/03 → 09/07	SAC108	Camshaft sensor	B2	OE 237314M500	
			SAG233	Crankshaft sensor	B3	OE 237315M010	
			01/03 → 06/10	MWSS175	ABS sensor	D1	OE 47910AX600; Position: front axle left and right
				MWSS176	ABS sensor	D1	OE 47901AX600; Position: left rear
	MWSS196	ABS sensor		D1	OE 47900AX600; Position: right rear		
	48	01/03 → 06/10	SGA116	Oil temperature sensor	E1	OE 2263001U00	
			SPA150	Coolant temperature sensor	E3	OE 2263071L00	
			01/03 → 09/07	APS85	Intake pressure sensor	A3	OE 2508500Q0B
		APS92		Intake pressure sensor	A3	OE 22365AX000	
		SAD029		Knock sensor	B1	OE 220607S000	
		SAC108		Camshaft sensor	B2	OE 237314M500	
01/03 → 06/10		SAG233	Crankshaft sensor	B3	OE 237315M010		
	MWSS175	ABS sensor	D1	OE 47910AX600; Position: front axle left and right			
	MWSS176	ABS sensor	D1	OE 47901AX600; Position: left rear			
	MWSS196	ABS sensor	D1	OE 47900AX600; Position: right rear			
1.2 LPG	59	10/02 → 06/10	SGA116	Oil temperature sensor	E1	OE 2263001U00	
			SPA150	Coolant temperature sensor	E3	OE 2263071L00	
1.2 LPG	59	10/02 → 06/10	MWSS175	ABS sensor	D1	OE 47910AX600; Position: front axle left and right	
			MWSS176	ABS sensor	D1	OE 47901AX600; Position: left rear	

	KW			DESCRIPTION	TYPE				
NISSAN									
MICRA III (K12)									
1.2 LPG	59	10/02 → 06/10	MWSS196	ABS sensor	D1	OE 47900AX600; Position: right rear			
1.4 16V	65	01/03 → 06/10	APS85	Intake pressure sensor	A3	OE 2508500Q0B			
			APS92	Intake pressure sensor	A3	OE 22365AX000			
			SAD029	Knock sensor	B1	OE 220607S000			
		01/03 → 09/07	SAC108	Camshaft sensor	B2	OE 237314M500			
			SAG233	Crankshaft sensor	B3	OE 237315M010			
		01/03 → 06/10	MWSS175	ABS sensor	D1	OE 47910AX600; Position: front axle left and right			
			MWSS176	ABS sensor	D1	OE 47901AX600; Position: left rear			
			MWSS196	ABS sensor	D1	OE 47900AX600; Position: right rear			
			SGA116	Oil temperature sensor	E1	OE 2263001U00			
			SPA150	Coolant temperature sensor	E3	OE 2263071L00			
1.5 dCi	48		01/03 → 06/10	IATS04/01	Air temperature sensor	A1	OE 2263000Q1H		
				APS37	Intake pressure sensor	A3	OE 223657266R		
		APS85		Intake pressure sensor	A3	OE 2508500Q0B			
		SAD035		Knock sensor	B1	OE 22060000QA			
		SAC010		Camshaft sensor	B2	OE 2263000QAG			
		SAC077		Camshaft sensor	B2	OE 2373100Q0A			
		SAG161		Crankshaft sensor	B3	OE 23731BN700			
		SAG209		Crankshaft sensor	B3	OE 237315X20A			
		MWSS175		ABS sensor	D1	OE 47910AX600; Position: front axle left and right			
		MWSS176		ABS sensor	D1	OE 47901AX600; Position: left rear			
MWSS196	ABS sensor	D1	OE 47900AX600; Position: right rear						
SPA169	Coolant temperature sensor	E3	OE 2263000Q2H						
APS133	Fuel pressure sensor	F2							
1.5 dCi	60	09/03 → 06/10	IATS04/01	Air temperature sensor	A1	OE 2263000Q1H			
			APS85	Intake pressure sensor	A3	OE 2508500Q0B			
			SAD035	Knock sensor	B1	OE 22060000QA			
			SAC010	Camshaft sensor	B2	OE 2263000QAG			
			SAC077	Camshaft sensor	B2	OE 2373100Q0A			
			SAC103	Camshaft sensor	B2	OE 2373100Q0M			
			SAG161	Crankshaft sensor	B3	OE 23731BN700			
			SAG209	Crankshaft sensor	B3	OE 237315X20A			
			MWSS175	ABS sensor	D1	OE 47910AX600; Position: front axle left and right			
			MWSS176	ABS sensor	D1	OE 47901AX600; Position: left rear			
			MWSS196	ABS sensor	D1	OE 47900AX600; Position: right rear			
			SPA169	Coolant temperature sensor	E3	OE 2263000Q2H			
			APS133	Fuel pressure sensor	F2				
			1.5 dCi	63	06/05 → 06/10	IATS04/01	Air temperature sensor	A1	OE 2263000Q1H
						APS85	Intake pressure sensor	A3	OE 2508500Q0B
SAD035	Knock sensor	B1				OE 22060000QA			
SAC010	Camshaft sensor	B2				OE 2263000QAG			
SAC077	Camshaft sensor	B2				OE 2373100Q0A			
10/09 → 06/10	SAC103	Camshaft sensor			B2	OE 2373100Q0M			
	SAG161	Crankshaft sensor			B3	OE 23731BN700			
06/05 → 06/10	SAG209	Crankshaft sensor			B3	OE 237315X20A			
	SAG235	Crankshaft sensor			B3	OE 23731BC41A			
	MWSS175	ABS sensor			D1	OE 47910AX600; Position: front axle left and right			
MWSS176	ABS sensor	D1			OE 47901AX600; Position: left rear				
MWSS196	ABS sensor	D1			OE 47900AX600; Position: right rear				
SPA169	Coolant temperature sensor	E3			OE 2263000Q2H				
SPA183	Coolant temperature sensor	E3			OE 22630-00A0K				

	kw			DESCRIPTION	TYPE	
NISSAN						
MICRA IV (K13_)						
1.2	59	05/10 →	SAG252	Crankshaft sensor	B3	OE 319351XF00
			SGA116	Oil temperature sensor	E1	OE 2263001U00
1.2 DIG-S	72	03/11 →	SAG252	Crankshaft sensor	B3	OE 319351XF00
			SGA116	Oil temperature sensor	E1	OE 2263001U00
MURANO I (Z50)						
3.5 4x4	172	08/03 → 08/07	SAG233	Crankshaft sensor	B3	OE 237315M010
		08/03 → 09/08	SGA116	Oil temperature sensor	E1	OE 2263001U00
			SPA150	Coolant temperature sensor	E3	OE 2263071L00
NAVARA (D22_)						
2.5 D 4x4	98	11/01 →	SGA116	Oil temperature sensor	E1	OE 2263001U00
NAVARA Pianale piatto/Telaio (D22)						
2.5 Di 4WD	98	02/02 →	SGA116	Oil temperature sensor	E1	OE 2263001U00
			SPA150	Coolant temperature sensor	E3	OE 2263071L00
NOTE (E11, NE11)						
1.4	65	03/06 → 06/12	APS85	Intake pressure sensor	A3	OE 2508500Q0B
			APS92	Intake pressure sensor	A3	OE 22365AX000
			SAD029	Knock sensor	B1	OE 220607S000
		03/06 → 09/07	SAC108	Camshaft sensor	B2	OE 237314M500
			SAG233	Crankshaft sensor	B3	OE 237315M010
		03/06 → 06/12	MWSS175	ABS sensor	D1	OE 47910AX600; Position: front axle left and right
			MWSS176	ABS sensor	D1	OE 47901AX600; Position: left rear
			MWSS196	ABS sensor	D1	OE 47900AX600; Position: right rear
SGA116	Oil temperature sensor		E1	OE 2263001U00		
1.5 dCi	66	09/10 → 06/12	IATS04/01	Air temperature sensor	A1	OE 2263000Q1H
			SAD035	Knock sensor	B1	OE 22060000QA
			SAC103	Camshaft sensor	B2	OE 2373100Q0M
			SAG209	Crankshaft sensor	B3	OE 237315X20A
			MWSS175	ABS sensor	D1	OE 47910AX600; Position: front axle left and right
			MWSS176	ABS sensor	D1	OE 47901AX600; Position: left rear
			MWSS196	ABS sensor	D1	OE 47900AX600; Position: right rear
	63	03/06 → 06/12	IATS04/01	Air temperature sensor	A1	OE 2263000Q1H
			APS85	Intake pressure sensor	A3	OE 2508500Q0B
			SAD035	Knock sensor	B1	OE 22060000QA
		10/09 → 06/12	SAC010	Camshaft sensor	B2	OE 2263000QAG
			SAC077	Camshaft sensor	B2	OE 2373100Q0A
		03/06 → 06/12	SAC103	Camshaft sensor	B2	OE 2373100Q0M
			SAG209	Crankshaft sensor	B3	OE 237315X20A
SAG235	Crankshaft sensor		B3	OE 23731BC41A		
MWSS175	ABS sensor		D1	OE 47910AX600; Position: front axle left and right		
1.6	81	03/06 → 06/12	MWSS176	ABS sensor	D1	OE 47901AX600; Position: left rear
			MWSS196	ABS sensor	D1	OE 47900AX600; Position: right rear
			SPA169	Coolant temperature sensor	E3	OE 2263000Q2H
			SPA183	Coolant temperature sensor	E3	OE 22630-00A0K
			APS85	Intake pressure sensor	A3	OE 2508500Q0B
			SAD029	Knock sensor	B1	OE 220607S000
			SAG252	Crankshaft sensor	B3	OE 319351XF00
			MWSS175	ABS sensor	D1	OE 47910AX600; Position: front axle left and right
			MWSS176	ABS sensor	D1	OE 47901AX600; Position: left rear
			MWSS196	ABS sensor	D1	OE 47900AX600; Position: right rear
			SGA116	Oil temperature sensor	E1	OE 2263001U00





	KW			DESCRIPTION	TYPE		
NISSAN							
NOTE (E11, NE11)							
1.6	81	03/06 → 06/12	SPA150	Coolant temperature sensor	E3	OE 2263071L00	
NOTE (E12)							
1.2	59	06/13 →	SAG252	Crankshaft sensor	B3	OE 319351XF00	
			SGA116	Oil temperature sensor	E1	OE 2263001U00	
1.2 DIG-S	72	06/13 →	SAG252	Crankshaft sensor	B3	OE 319351XF00	
		06/13 →	SPS012	Exhaust gas pressure sensor	C2	OE 20827-00Q0G	
1.5 dCi	66	06/13 → 08/14	MWSS175	ABS sensor	D1	OE 47910AX600; Position: front axle left and right	
			MWSS176	ABS sensor	D1	OE 47901AX600; Position: left rear	
			MWSS196	ABS sensor	D1	OE 47900AX600; Position: right rear	
NP300 NAVARA Pianale piatto/Telaio (D40)							
2.5 dCi	140	03/10 →	SGA116	Oil temperature sensor	E1	OE 2263001U00	
2.5 dCi 4WD	126	08/08 →	SGA116	Oil temperature sensor	E1	OE 2263001U00	
			SPA150	Coolant temperature sensor	E3	OE 2263071L00	
NP300 NAVARA Pick-up (D23)							
2.3 dCi 4x4 (D231)	140	10/15 → 06/16	SPS012	Exhaust gas pressure sensor	C2	OE 20827-00Q0G	
NT500							
35.15, 35.15 HD	110	05/13 →	SGA116	Oil temperature sensor	E1	OE 2263001U00	
56.15	110	05/13 →	SGA116	Oil temperature sensor	E1	OE 2263001U00	
65.15	110	05/13 →	SGA116	Oil temperature sensor	E1	OE 2263001U00	
75.18, 75.18 MTA	130	05/13 →	SGA116	Oil temperature sensor	E1	OE 2263001U00	
NV200 / EVALIA Autobus							
1.5 dci (M20, M20M)	66	04/11 →	SAG209	Crankshaft sensor	B3	OE 237315X20A	
	81	04/11 →	SAG209	Crankshaft sensor	B3	OE 237315X20A	
			SPS012	Exhaust gas pressure sensor	C2	OE 20827-00Q0G	
1.5 dci (M20, M20M, M20K, M20KK)	63	07/10 →	SAD035	Knock sensor	B1	OE 22060000QA	
			SAC103	Camshaft sensor	B2	OE 2373100Q0M	
			SAG209	Crankshaft sensor	B3	OE 237315X20A	
			SPS012	Exhaust gas pressure sensor	C2	OE 20827-00Q0G	
			SPA183	Coolant temperature sensor	E3	OE 22630-00A0K	
NV200 Cassone / Furgonato / Promiscuo							
1.5 dci (M20, M20M)	66	04/11 →	SAG209	Crankshaft sensor	B3	OE 237315X20A	
	63	02/10 →	SAD035	Knock sensor	B1	OE 22060000QA	
			SAC103	Camshaft sensor	B2	OE 2373100Q0M	
			SAG209	Crankshaft sensor	B3	OE 237315X20A	
			SPS012	Exhaust gas pressure sensor	C2	OE 20827-00Q0G	
			SPA183	Coolant temperature sensor	E3	OE 22630-00A0K	
PATHFINDER III (R51)							
2.5 dCi 4WD	128	03/05 →	SAD029	Knock sensor	B1	OE 220607S000	
			SGA116	Oil temperature sensor	E1	OE 2263001U00	
			SPA150	Coolant temperature sensor	E3	OE 2263071L00	
	126	10/06 →	SAD029	Knock sensor	B1	OE 220607S000	
			03/11 →	SPS011	Exhaust gas pressure sensor	C2	OE 22771-1AT0A
			10/06 →	SGA116	Oil temperature sensor	E1	OE 2263001U00
			SPA150	Coolant temperature sensor	E3	OE 2263071L00	
PATROL GR IV (Y60, GR)							
2.8 TD (Y60A)	85	09/88 → 06/97	SPA131	Coolant temperature sensor	E3	OE 11023G7000	
4.2 Cat	121	11/88 → 02/98	SPA126	Coolant temperature sensor	E3	OE 2263037950	
			SPA137	Coolant temperature sensor	E3	OE 2263001P01	
PATROL GR V Wagon (Y61)							
3.0 DTi	116	05/00 →	SGA116	Oil temperature sensor	E1	OE 2263001U00	
			SPA150	Coolant temperature sensor	E3	OE 2263071L00	
PATROL III/2 Station Wagon (W260)							
2.8 TD	85	06/89 → 11/95	SPA131	Coolant temperature sensor	E3	OE 11023G7000	

	KW			DESCRIPTION	TYPE	
NISSAN						
PICK UP (D21)						
2.4 4WD	74	03/86 → 04/92	SPA137	Coolant temperature sensor	E3	OE 2263001P01
2.4 i 12V	91	04/92 → 02/98	SPA137	Coolant temperature sensor	E3	OE 2263001P01
2.4 i 12V 4WD	93	04/92 → 02/98	SPA137	Coolant temperature sensor	E3	OE 2263001P01
3.0 i V6 4WD	109	09/90 → 02/98	SPA137	Coolant temperature sensor	E3	OE 2263001P01
PICK UP (D22)						
2.4 i	88	02/98 → 04/05	SPA137	Coolant temperature sensor	E3	OE 2263001P01
2.4 i 4WD	88	02/98 → 04/05	SPA137	Coolant temperature sensor	E3	OE 2263001P01
2.5 D	61	02/98 → 04/05	SGA116	Oil temperature sensor	E1	OE 2263001U00
			SPA150	Coolant temperature sensor	E3	OE 2263071L00
2.5 Di	98	03/02 → 12/10	SGA116	Oil temperature sensor	E1	OE 2263001U00
			SPA150	Coolant temperature sensor	E3	OE 2263071L00
PIXO (UA0)						
1.0	50	06/09 →	SPA185	Coolant temperature sensor	E3	OE 226304A00A
			SAA111	Oil pressure switches	F1	OE 2524089911
PRAIRIE PRO (M11)						
2.4 i	98	01/90 → 07/94	SPA126	Coolant temperature sensor	E3	OE 2263037950
			SPA137	Coolant temperature sensor	E3	OE 2263001P01
2.4 i 4x4	98	04/92 → 07/94	SPA126	Coolant temperature sensor	E3	OE 2263037950
			SPA137	Coolant temperature sensor	E3	OE 2263001P01
PRIMASTAR Autobus (X83)						
dCi 120	84	09/06 →	SAC077	Camshaft sensor	B2	OE 2373100Q0A
			SPA169	Coolant temperature sensor	E3	OE 2263000Q2H
			SPA183	Coolant temperature sensor	E3	OE 22630-00A0K
PRIMASTAR Furgonato (X83)						
1.9 dCi 100	74	09/02 →	APS34	Intake pressure sensor	A3	OE 2236500QAB
			SAG153	Crankshaft sensor	B3	OE 2376000QAA
			SAG209	Crankshaft sensor	B3	OE 237315X20A
			SAG246	Crankshaft sensor	B3	OE 2373100Q0E
			SAG277	Crankshaft sensor	B3	OE 2373100Q0F
			SPA169	Coolant temperature sensor	E3	OE 2263000Q2H
2.0 dCi 115	84	09/06 →	SAC077	Camshaft sensor	B2	OE 2373100Q0A
			SPA169	Coolant temperature sensor	E3	OE 2263000Q2H
			SPA183	Coolant temperature sensor	E3	OE 22630-00A0K
PRIMERA (P10)						
1.6	66	06/90 → 01/96	SPA126	Coolant temperature sensor	E3	OE 2263037950
	71	06/90 → 01/96	SPA137	Coolant temperature sensor	E3	OE 2263001P01
2.0 16V	85	06/90 → 01/96	SPA126	Coolant temperature sensor	E3	OE 2263037950
			SPA137	Coolant temperature sensor	E3	OE 2263001P01
2.0 16V 4x4	85	04/91 → 06/96	SPA126	Coolant temperature sensor	E3	OE 2263037950
			SPA137	Coolant temperature sensor	E3	OE 2263001P01
2.0 4x4	110	03/91 → 04/93	SPA126	Coolant temperature sensor	E3	OE 2263037950
2.0 D	55	01/91 → 01/96	SPA131	Coolant temperature sensor	E3	OE 11023G7000
2.0 GT	110	06/90 → 01/96	SPA126	Coolant temperature sensor	E3	OE 2263037950
			SPA137	Coolant temperature sensor	E3	OE 2263001P01
2.0 GT 4x4	105	03/91 → 04/93	SPA126	Coolant temperature sensor	E3	OE 2263037950
			SPA137	Coolant temperature sensor	E3	OE 2263001P01
2.0 i	92	01/95 → 06/96	SPA137	Coolant temperature sensor	E3	OE 2263001P01
PRIMERA (P12)						
1.8	85	03/02 → 10/08	SAD029	Knock sensor	B1	OE 220607S000
			SAC108	Camshaft sensor	B2	OE 237314M500
			SGA116	Oil temperature sensor	E1	OE 2263001U00
			SPA150	Coolant temperature sensor	E3	OE 2263071L00

	KW			DESCRIPTION	TYPE	
NISSAN						
PRIMERA Hatchback (P10)						
1.6	66	06/90 → 01/96	SPA126	Coolant temperature sensor	E3	OE 2263037950
			SPA137	Coolant temperature sensor	E3	OE 2263001P01
2.0	112	09/90 → 01/96	SPA126	Coolant temperature sensor	E3	OE 2263037950
			SPA126	Coolant temperature sensor	E3	OE 2263037950
			SPA137	Coolant temperature sensor	E3	OE 2263001P01
			SPA126	Coolant temperature sensor	E3	OE 2263037950
			SPA137	Coolant temperature sensor	E3	OE 2263001P01
2.0 16V	85	06/90 → 01/96	SPA126	Coolant temperature sensor	E3	OE 2263037950
			SPA137	Coolant temperature sensor	E3	OE 2263001P01
2.0 16V 4x4	85	04/91 → 06/96	SPA126	Coolant temperature sensor	E3	OE 2263037950
			SPA137	Coolant temperature sensor	E3	OE 2263001P01
2.0 D	55	01/91 → 01/96	SPA131	Coolant temperature sensor	E3	OE 11023G7000
2.0 i	92	01/95 → 06/96	SPA137	Coolant temperature sensor	E3	OE 2263001P01
PRIMERA Hatchback (P12)						
1.8	85	07/02 → 10/08	SAD029	Knock sensor	B1	OE 220607S000
			SAC108	Camshaft sensor	B2	OE 237314M500
			SGA116	Oil temperature sensor	E1	OE 2263001U00
			SPA150	Coolant temperature sensor	E3	OE 2263071L00
1.9 dCi	88	04/03 → 10/07	SAG153	Crankshaft sensor	B3	OE 2376000QAA
			SAG246	Crankshaft sensor	B3	OE 2373100Q0E
			SPA169	Coolant temperature sensor	E3	OE 2263000Q2H
PRIMERA Station wagon (WP12)						
1.8	85	03/02 → 05/07	SAD029	Knock sensor	B1	OE 220607S000
			SAC108	Camshaft sensor	B2	OE 237314M500
			SGA116	Oil temperature sensor	E1	OE 2263001U00
			SPA150	Coolant temperature sensor	E3	OE 2263071L00
PRIMERA Traveller (W10)						
1.6 i	66	07/90 → 03/98	SPA126	Coolant temperature sensor	E3	OE 2263037950
			SPA137	Coolant temperature sensor	E3	OE 2263001P01
2.0 D	55	07/90 → 12/95	SPA137	Coolant temperature sensor	E3	OE 2263001P01
			SPA131	Coolant temperature sensor	E3	OE 11023G7000
2.0 i	85	07/90 → 03/98	SPA126	Coolant temperature sensor	E3	OE 2263037950
			SPA137	Coolant temperature sensor	E3	OE 2263001P01
PRIMERA Traveller (WP11)						
2.0 TD	66	04/98 → 12/01	SGA116	Oil temperature sensor	E1	OE 2263001U00
			SPA150	Coolant temperature sensor	E3	OE 2263071L00
PULSAR 2 volumi /Coda spiovente (C13)						
1.2 DIG-T	85	10/14 →	MWSS178	ABS sensor	D1	OE 479011KA0A; Position: left rear
			MWSS179	ABS sensor	D1	OE 479001KA0A; Position: right rear
1.5 dCi	81	10/14 →	SPS012	Exhaust gas pressure sensor	C2	OE 20827-00Q0G
			MWSS178	ABS sensor	D1	OE 479011KA0A; Position: left rear
			MWSS179	ABS sensor	D1	OE 479001KA0A; Position: right rear
QASHQAI / QASHQAI +2 I (J10, NJ10, JJ10E)						
1.5 dCi	81	01/10 → 12/13	SAC010	Camshaft sensor	B2	OE 2263000QAG
			MWSS094	ABS sensor	D1	OE 47910JD000; Position: front axle left and right
		01/10 → 08/10	MWSS095	ABS sensor	D1	OE 47900JD000; Position: rear axle left and right
			09/10 → 12/13	MWSS180	ABS sensor	D1
	78	02/07 → 12/13		APS85	Intake pressure sensor	A3
			SAD035	Knock sensor	B1	OE 22060000QA
			SAC010	Camshaft sensor	B2	OE 2263000QAG
			SAC077	Camshaft sensor	B2	OE 2373100Q0A
10/09 → 12/13	SAC103	Camshaft sensor	B2	OE 2373100Q0M		

	kw			DESCRIPTION	TYPE		
NISSAN							
QASHQAI / QASHQAI +2 I (J10, NJ10, JJ10E)							
1.5 dCi	78	02/07 → 12/13	SAG209	Crankshaft sensor	B3	OE 237315X20A	
			SAG235	Crankshaft sensor	B3	OE 23731BC41A	
			MWSS094	ABS sensor	D1	OE 47910JD000; Position: front axle left and right	
		02/07 → 08/10	MWSS095	ABS sensor	D1	OE 47900JD000; Position: rear axle left and right	
			09/10 → 12/13	MWSS180	ABS sensor	D1	OE 47900BR00A; Position: rear axle left and right
				SPA169	Coolant temperature sensor	E3	OE 2263000Q2H
	76	02/07 → 12/13	SPA183	Coolant temperature sensor	E3	OE 22630-00A0K	
			SAD035	Knock sensor	B1	OE 22060000QA	
		07/08 → 12/13	SAC010	Camshaft sensor	B2	OE 2263000QAG	
			SAC077	Camshaft sensor	B2	OE 2373100Q0A	
		10/09 → 12/13	SAC103	Camshaft sensor	B2	OE 2373100Q0M	
		07/08 → 12/13	SAG209	Crankshaft sensor	B3	OE 237315X20A	
			SAG235	Crankshaft sensor	B3	OE 23731BC41A	
			MWSS094	ABS sensor	D1	OE 47910JD000; Position: front axle left and right	
07/08 → 08/10	MWSS095	ABS sensor	D1	OE 47900JD000; Position: rear axle left and right			
09/10 → 12/13	MWSS180	ABS sensor	D1	OE 47900BR00A; Position: rear axle left and right			
07/08 → 12/13	SPA169	Coolant temperature sensor	E3	OE 2263000Q2H			
1.6	86	11/10 → 12/13	SAD029	Knock sensor	B1	OE 2206075000	
			SAG252	Crankshaft sensor	B3	OE 319351XF00	
			MWSS094	ABS sensor	D1	OE 47910JD000; Position: front axle left and right	
			MWSS180	ABS sensor	D1	OE 47900BR00A; Position: rear axle left and right	
			SGA116	Oil temperature sensor	E1	OE 2263001U00	
	84	02/07 → 12/13	APS85	Intake pressure sensor	A3	OE 2508500Q0B	
			SAD029	Knock sensor	B1	OE 2206075000	
			SAG252	Crankshaft sensor	B3	OE 319351XF00	
			MWSS094	ABS sensor	D1	OE 47910JD000; Position: front axle left and right	
		02/07 → 08/10	MWSS095	ABS sensor	D1	OE 47900JD000; Position: rear axle left and right	
		09/10 → 12/13	MWSS180	ABS sensor	D1	OE 47900BR00A; Position: rear axle left and right	
		02/07 → 12/13	SGA116	Oil temperature sensor	E1	OE 2263001U00	
02/07 → 12/13	SPA150	Coolant temperature sensor	E3	OE 2263071L00			
	SPA147	Coolant temperature sensor	E3	OE 2263000Q1P			
1.6 dCi	96	10/11 → 12/13	SAC103	Camshaft sensor	B2	OE 2373100Q0M	
			SAG209	Crankshaft sensor	B3	OE 237315X20A	
			SPS012	Exhaust gas pressure sensor	C2	OE 20827-00Q0G	
			MWSS094	ABS sensor	D1	OE 47910JD000; Position: front axle left and right	
			MWSS180	ABS sensor	D1	OE 47900BR00A; Position: rear axle left and right	
1.6 dCi Trazione integrale	96	10/11 → 12/13	SAC103	Camshaft sensor	B2	OE 2373100Q0M	
			SAG209	Crankshaft sensor	B3	OE 237315X20A	
			SPS012	Exhaust gas pressure sensor	C2	OE 20827-00Q0G	
			MWSS094	ABS sensor	D1	OE 47910JD000; Position: front axle left and right	
			SPA147	Coolant temperature sensor	E3	OE 2263000Q1P	

	KW			DESCRIPTION	TYPE	
NISSAN						
QASHQAI / QASHQAI +2 I (J10, NJ10, JJ10E)						
2.0	104	02/07 → 12/13	SAD029	Knock sensor	B1	OE 220607S000
			SAG252	Crankshaft sensor	B3	OE 319351XF00
			SAG253	Crankshaft sensor	B3	OE 23731-1VA0A
			MWSS094	ABS sensor	D1	OE 47910JD000; Position: front axle left and right
		02/07 → 08/10	MWSS095	ABS sensor	D1	OE 47900JD000; Position: rear axle left and right
		09/10 → 12/13	MWSS180	ABS sensor	D1	OE 47900BR00A; Position: rear axle left and right
2.0 dCi	110	02/07 → 12/13	SGA116	Oil temperature sensor	E1	OE 2263001U00
		02/07 → 12/13	SAC077	Camshaft sensor	B2	OE 2373100Q0A
		02/07 → 08/10	SPS012	Exhaust gas pressure sensor	C2	OE 20827-00Q0G
		04/07 → 12/13	MWSS094	ABS sensor	D1	OE 47910JD000; Position: front axle left and right
		02/07 → 08/10	MWSS095	ABS sensor	D1	OE 47900JD000; Position: rear axle left and right
		09/10 → 12/13	MWSS180	ABS sensor	D1	OE 47900BR00A; Position: rear axle left and right
2.0 dCi Trazione integrale	110	02/07 → 12/13	SAC077	Camshaft sensor	B2	OE 2373100Q0A
		02/07 → 08/10	SAG285	Crankshaft sensor	B3	OE 319351XK0C
		02/07 → 08/10	SPS012	Exhaust gas pressure sensor	C2	OE 20827-00Q0G
		04/07 → 12/13	MWSS094	ABS sensor	D1	OE 47910JD000; Position: front axle left and right
2.0 Trazione integrale	104	02/07 → 12/13	SPA183	Coolant temperature sensor	E3	OE 22630-00A0K
			SAD029	Knock sensor	B1	OE 220607S000
			SAG252	Crankshaft sensor	B3	OE 319351XF00
			SAG253	Crankshaft sensor	B3	OE 23731-1VA0A
			MWSS094	ABS sensor	D1	OE 47910JD000; Position: front axle left and right
QASHQAI II Fuoristrada chiuso (J11, J11_)						
1.5 dCi	81	11/13 →	SPS012	Exhaust gas pressure sensor	C2	OE 20827-00Q0G
1.6 dCi	96	11/13 →	SPS012	Exhaust gas pressure sensor	C2	OE 20827-00Q0G
			SPA147	Coolant temperature sensor	E3	OE 2263000Q1P
1.6 dCi ALL MODE 4x4-i	96	11/13 →	SPS012	Exhaust gas pressure sensor	C2	OE 20827-00Q0G
			SPA147	Coolant temperature sensor	E3	OE 2263000Q1P
1.6 DIG-T	120	10/14 →	SPS011	Exhaust gas pressure sensor	C2	OE 22771-1AT0A
QUEST (V40)						
3.0	113	05/92 → 09/98	SPA151	Coolant temperature sensor	E3	OE 250791B020
SUNNY II (N13)						
1.6 i	54	06/86 → 10/90	SPA131	Coolant temperature sensor	E3	OE 11023G7000
1.6 i 4x4 (A)	54	06/86 → 10/90	SPA131	Coolant temperature sensor	E3	OE 11023G7000
1.7 D	40	06/86 → 05/89	SPA131	Coolant temperature sensor	E3	OE 11023G7000
SUNNY II Hatchback (N13)						
1.6 i	54	06/86 → 10/90	SPA131	Coolant temperature sensor	E3	OE 11023G7000
1.7 D	40	06/86 → 01/91	SPA131	Coolant temperature sensor	E3	OE 11023G7000
1.8 GTI 16V	92	01/89 → 06/91	SPA126	Coolant temperature sensor	E3	OE 2263037950
			SPA137	Coolant temperature sensor	E3	OE 2263001P01
SUNNY III (N14)						
1.4	60	10/90 → 06/95	SPA126	Coolant temperature sensor	E3	OE 2263037950
			SPA137	Coolant temperature sensor	E3	OE 2263001P01
1.4 i	55	10/90 → 05/95	SPA126	Coolant temperature sensor	E3	OE 2263037950
			SPA137	Coolant temperature sensor	E3	OE 2263001P01
1.4 i 16V	64	10/90 → 06/95	SPA137	Coolant temperature sensor	E3	OE 2263001P01

	kW			DESCRIPTION	TYPE	
NISSAN						
SUNNY III (N14)						
1.6 i	66	10/90 → 05/95	SPA126	Coolant temperature sensor	E3	OE 2263037950
			SPA137	Coolant temperature sensor	E3	OE 2263001P01
1.6 i 16V	75	10/92 → 05/95	SPA126	Coolant temperature sensor	E3	OE 2263037950
			SPA137	Coolant temperature sensor	E3	OE 2263001P01
1.6 i 16V 4WD	66	10/90 → 05/95	SPA126	Coolant temperature sensor	E3	OE 2263037950
			SPA137	Coolant temperature sensor	E3	OE 2263001P01
2.0 D	55	10/90 → 05/95	SPA131	Coolant temperature sensor	E3	OE 11023G7000
SUNNY III Furgonato (Y10)						
1.6 i 16V	66	10/92 → 03/00	SPA137	Coolant temperature sensor	E3	OE 2263001P01
1.7 D	40	11/90 → 03/00	SPA131	Coolant temperature sensor	E3	OE 11023G7000
SUNNY III Hatchback (N14)						
1.4	60	10/90 → 06/95	SPA126	Coolant temperature sensor	E3	OE 2263037950
			SPA137	Coolant temperature sensor	E3	OE 2263001P01
1.4 i	55	10/90 → 05/95	SPA126	Coolant temperature sensor	E3	OE 2263037950
			SPA137	Coolant temperature sensor	E3	OE 2263001P01
1.4 i 16V	64	10/90 → 05/95	SPA137	Coolant temperature sensor	E3	OE 2263001P01
1.6 i	66	10/90 → 05/95	SPA126	Coolant temperature sensor	E3	OE 2263037950
			SPA137	Coolant temperature sensor	E3	OE 2263001P01
1.6 i 16V	75	10/92 → 05/95	SPA126	Coolant temperature sensor	E3	OE 2263037950
			SPA137	Coolant temperature sensor	E3	OE 2263001P01
1.6 i 16V 4x4	75	10/92 → 05/95	SPA126	Coolant temperature sensor	E3	OE 2263037950
			SPA137	Coolant temperature sensor	E3	OE 2263001P01
2.0 D	55	10/90 → 05/95	SPA131	Coolant temperature sensor	E3	OE 11023G7000
2.0 GTI 16V	105	10/90 → 05/95	SPA126	Coolant temperature sensor	E3	OE 2263037950
			SPA137	Coolant temperature sensor	E3	OE 2263001P01
2.0 GTI-R 4x4	162	10/90 → 05/95	SPA126	Coolant temperature sensor	E3	OE 2263037950
			SPA137	Coolant temperature sensor	E3	OE 2263001P01
SUNNY III Liftback (N14)						
1.4 i	55	10/90 → 05/95	SPA126	Coolant temperature sensor	E3	OE 2263037950
			SPA137	Coolant temperature sensor	E3	OE 2263001P01
1.4 i 16V	64	10/90 → 06/95	SPA137	Coolant temperature sensor	E3	OE 2263001P01
1.6 i	66	10/90 → 05/95	SPA126	Coolant temperature sensor	E3	OE 2263037950
			SPA137	Coolant temperature sensor	E3	OE 2263001P01
1.6 i 16V	75	10/92 → 05/95	SPA126	Coolant temperature sensor	E3	OE 2263037950
			SPA137	Coolant temperature sensor	E3	OE 2263001P01
2.0 D	55	10/90 → 05/95	SPA131	Coolant temperature sensor	E3	OE 11023G7000
2.0 i 16V	105	10/90 → 05/95	SPA137	Coolant temperature sensor	E3	OE 2263001P01
SUNNY III Traveller (Y10)						
1.6 16V 4x4	66	11/90 → 05/95	SPA126	Coolant temperature sensor	E3	OE 2263037950
			SPA137	Coolant temperature sensor	E3	OE 2263001P01
1.6 i	66	06/91 → 03/00	SPA137	Coolant temperature sensor	E3	OE 2263001P01
1.6 i 16V 4x4	75	10/92 → 03/00	SPA137	Coolant temperature sensor	E3	OE 2263001P01
2.0 D	55	06/91 → 03/00	SPA131	Coolant temperature sensor	E3	OE 11023G7000
TERRANO I (WD21)						
2.4 i 4WD	76	10/87 → 02/93	SPA137	Coolant temperature sensor	E3	OE 2263001P01
3.0 i 4WD	109	01/90 → 12/95	SPA126	Coolant temperature sensor	E3	OE 2263037950
			SPA137	Coolant temperature sensor	E3	OE 2263001P01
TERRANO II (R20)						
2.4 i 12V 4WD	91	02/93 → 12/97	SPA137	Coolant temperature sensor	E3	OE 2263001P01
2.7 TD 4WD	74	02/93 → 01/02	SAG063	Crankshaft sensor	B3	OE 259777F405
			SPA131	Coolant temperature sensor	E3	OE 11023G7000
	92	05/96 → 09/07	SAG063	Crankshaft sensor	B3	OE 259777F405
3.0 Di 4WD	113	05/02 → 09/07	SGA116	Oil temperature sensor	E1	OE 2263001U00
			SPA150	Coolant temperature sensor	E3	OE 2263071L00

	KW			DESCRIPTION	TYPE	
NISSAN						
TERRANO II Van (R20)						
2.7 TDi 4WD	92	06/98 → 09/07	SAG063	Crankshaft sensor	B3	OE 259777F405
URVAN Autobus (E24)						
2.4 i	74	05/89 → 09/93	SPA126	Coolant temperature sensor	E3	OE 2263037950
			SPA137	Coolant temperature sensor	E3	OE 2263001P01
2.5 D	59	05/89 → 10/96	SPA131	Coolant temperature sensor	E3	OE 11023G7000
URVAN Furgonato (E24)						
2.3 D	51	01/88 → 05/97	SPA131	Coolant temperature sensor	E3	OE 11023G7000
2.5 D	59	12/88 → 05/97	SPA131	Coolant temperature sensor	E3	OE 11023G7000
VANETTE Autobus (C22)						
2.4 i (SLC22)	74	10/86 → 12/95	SPA126	Coolant temperature sensor	E3	OE 2263037950
			SPA137	Coolant temperature sensor	E3	OE 2263001P01
	77	10/86 → 12/95	SPA126	Coolant temperature sensor	E3	OE 2263037950
			SPA137	Coolant temperature sensor	E3	OE 2263001P01
X-TRAIL (T30)						
2.2 dCi	100	12/03 → 01/13	SAG212	Crankshaft sensor	B3	OE 237318H800
			SGA116	Oil temperature sensor	E1	OE 2263001U00
			SPA150	Coolant temperature sensor	E3	OE 2263071L00
2.2 dCi 4x4	100	06/01 → 12/08	SAG212	Crankshaft sensor	B3	OE 237318H800
			SGA116	Oil temperature sensor	E1	OE 2263001U00
			SPA150	Coolant temperature sensor	E3	OE 2263071L00
2.2 Di 4x4	84	07/01 → 08/03	SAG212	Crankshaft sensor	B3	OE 237318H800
		07/01 → 10/05	SGA116	Oil temperature sensor	E1	OE 2263001U00
			SPA150	Coolant temperature sensor	E3	OE 2263071L00
2.5 4x4	121	09/02 → 01/13	SAD029	Knock sensor	B1	OE 2206075000
			SAC052	Camshaft sensor	B2	OE 23731-6N200
			SGA116	Oil temperature sensor	E1	OE 2263001U00
			SPA150	Coolant temperature sensor	E3	OE 2263071L00
X-TRAIL (T31)						
2.0 dCi	127	06/07 → 11/13	APS85	Intake pressure sensor	A3	OE 2508500Q0B
			SAC077	Camshaft sensor	B2	OE 2373100Q0A
			SAG285	Crankshaft sensor	B3	OE 319351XK0C
		06/07 → 07/10	SPS012	Exhaust gas pressure sensor	C2	OE 20827-00Q0G
06/07 → 11/13	SPA183	Coolant temperature sensor	E3	OE 22630-00A0K		
2.0 dCi 4x4	110	06/07 → 11/13	APS85	Intake pressure sensor	A3	OE 2508500Q0B
			SAC077	Camshaft sensor	B2	OE 2373100Q0A
			SAG285	Crankshaft sensor	B3	OE 319351XK0C
		06/07 → 07/10	SPS012	Exhaust gas pressure sensor	C2	OE 20827-00Q0G
06/07 → 11/13	SPA183	Coolant temperature sensor	E3	OE 22630-00A0K		
X-TRAIL (T32_)						
1.6 dCi (T32)	96	04/14 →	SAC103	Camshaft sensor	B2	OE 2373100Q0M
			SAG209	Crankshaft sensor	B3	OE 237315X20A
			SPS012	Exhaust gas pressure sensor	C2	OE 20827-00Q0G
			SPA147	Coolant temperature sensor	E3	OE 2263000Q1P
1.6 dCi ALL MODE 4x4-i (NT32)	96	04/14 →	SAC103	Camshaft sensor	B2	OE 2373100Q0M
			SAG209	Crankshaft sensor	B3	OE 237315X20A
			SPS012	Exhaust gas pressure sensor	C2	OE 20827-00Q0G
			SPA147	Coolant temperature sensor	E3	OE 2263000Q1P
1.6 DIG-T (T32)	120	06/15 →	SPS011	Exhaust gas pressure sensor	C2	OE 22771-1AT0A
			SGA116	Oil temperature sensor	E1	OE 2263001U00
OPEL						
ADAM (M13)						
1.0	85	07/14 →	MWSS018	ABS sensor	D1	OE 01229098; Position: rear axle left and right

	KW			DESCRIPTION	TYPE	
OPEL						
ADAM (M13)						
1.0	85	07/14 →	MWSS098	ABS sensor	D1	OE 01238399; Position: front axle left and right
1.2	51	03/13 →	APS100	Intake pressure sensor	A3	OE 01235060
		10/12 →	SAD025	Knock sensor	B1	OE 01236006
			SAC109	Camshaft sensor	B2	OE 01237183
		03/13 →	MWSS018	ABS sensor	D1	OE 01229098; Position: rear axle left and right
			MWSS098	ABS sensor	D1	OE 01238399; Position: front axle left and right
10/12 →	SPA182	Coolant temperature sensor	E3	OE 01247070		
		SAA103	Oil pressure switches	F1	OE 01252555	
1.4	64	03/13 →	APS100	Intake pressure sensor	A3	OE 01235060
		10/12 →	SAD025	Knock sensor	B1	OE 01236006
			SAC109	Camshaft sensor	B2	OE 01237183
		03/13 →	MWSS018	ABS sensor	D1	OE 01229098; Position: rear axle left and right
			MWSS098	ABS sensor	D1	OE 01238399; Position: front axle left and right
		10/12 →	SPA182	Coolant temperature sensor	E3	OE 01247070
		SAA103	Oil pressure switches	F1	OE 01252555	
	74	03/13 →	APS100	Intake pressure sensor	A3	OE 01235060
		10/12 →	SAD025	Knock sensor	B1	OE 01236006
			SAC109	Camshaft sensor	B2	OE 01237183
		03/13 →	MWSS018	ABS sensor	D1	OE 01229098; Position: rear axle left and right
			MWSS098	ABS sensor	D1	OE 01238399; Position: front axle left and right
		10/12 →	SPA182	Coolant temperature sensor	E3	OE 01247070
		SAA103	Oil pressure switches	F1	OE 01252555	
1.4 LPG	64	07/13 →	APS100	Intake pressure sensor	A3	OE 01235060
		09/13 →	SAD025	Knock sensor	B1	OE 01236006
			MWSS018	ABS sensor	D1	OE 01229098; Position: rear axle left and right
			MWSS098	ABS sensor	D1	OE 01238399; Position: front axle left and right
AGILA (A) (H00)						
1.0 (F68)	44	08/03 → 12/07	SAD025	Knock sensor	B1	OE 01236006
			SAD026	Knock sensor	B1	OE 01247489
			SAC092	Camshaft sensor	B2	OE 01247810
			SAC121	Camshaft sensor	B2	OE 06238110
			SAG019	Crankshaft sensor	B3	OE 06238095
			SPA103	Coolant temperature sensor	E3	OE 01338418
			SPA171	Coolant temperature sensor	E3	OE 01342567
			SAA103	Oil pressure switches	F1	OE 01252555
1.0 12V (F68)	43	09/00 → 12/07	SAD026	Knock sensor	B1	OE 01247489
		09/00 → 08/03	SAC121	Camshaft sensor	B2	OE 06238110
			SAG019	Crankshaft sensor	B3	OE 06238095
		09/00 → 12/07	SPA103	Coolant temperature sensor	E3	OE 01338418
			SPA171	Coolant temperature sensor	E3	OE 01342567
			SAA103	Oil pressure switches	F1	OE 01252555
1.2 16V (F68)	55	09/00 → 12/07	SAD026	Knock sensor	B1	OE 01247489
		09/00 → 06/04	SAC121	Camshaft sensor	B2	OE 06238110
			SAG019	Crankshaft sensor	B3	OE 06238095
		09/00 → 12/07	SPA103	Coolant temperature sensor	E3	OE 01338418
			SPA171	Coolant temperature sensor	E3	OE 01342567

	KW			DESCRIPTION	TYPE	
OPEL						
AGILA (A) (H00)						
1.2 16V (F68)	55	09/00 → 12/07	SAA103	Oil pressure switches	F1	OE 01252555
1.2 16V Twinport (F68)	59	07/04 → 12/07	SAD025	Knock sensor	B1	OE 01236006
			SAD026	Knock sensor	B1	OE 01247489
			SAC092	Camshaft sensor	B2	OE 01247810
			SAC121	Camshaft sensor	B2	OE 06238110
			SAG019	Crankshaft sensor	B3	OE 06238095
			SPA103	Coolant temperature sensor	E3	OE 01338418
			SPA171	Coolant temperature sensor	E3	OE 01342567
			SAA103	Oil pressure switches	F1	OE 01252555
1.3 CDTi (F68)	51	08/03 → 12/07	APS23	Intake pressure sensor	A3	OE 01235083
			SAC093	Camshaft sensor	B2	OE 01235269
			SAC121	Camshaft sensor	B2	OE 06238110
			SAG025	Crankshaft sensor	B3	OE 01247679
			SPA177	Coolant temperature sensor	E3	OE 01338040
			SAA101	Oil pressure switches	F1	OE 04708758
			APS49	Fuel pressure sensor	F2	OE 055564170
			APS134	Fuel pressure sensor	F2	OE 093177365
AGILA (B) (H08)						
1.0 (F68)	50	07/11 → 07/14	APS111	Intake pressure sensor	A3	OE 012575467
	48	04/08 → 06/11	APS111	Intake pressure sensor	A3	OE 012575467
1.2 (F68)			SAA101	Oil pressure switches	F1	OE 04708758
	69	04/10 → 10/14	APS111	Intake pressure sensor	A3	OE 012575467
	63	04/08 → 10/12	APS111	Intake pressure sensor	A3	OE 012575467
			SAA101	Oil pressure switches	F1	OE 04708758
ANTARA (L07)						
2.0 CDTi 4x4	110	07/06 → 12/11	SAA101	Oil pressure switches	F1	OE 04708758
			APS134	Fuel pressure sensor	F2	OE 093177365
2.2 CDTi	120	12/10 → 12/15	APS82	Intake pressure sensor	A3	OE 01238838
			SPA103	Coolant temperature sensor	E3	OE 01338418
2.2 CDTi 4x4	135	12/10 → 12/15	APS82	Intake pressure sensor	A3	OE 01238838
			SPA103	Coolant temperature sensor	E3	OE 01338418
2.4	123	12/10 →	SAG231	Crankshaft sensor	B3	OE 012588992
	104	07/06 → 12/11	SAG051	Crankshaft sensor	B3	OE 010456515
	103	09/08 → 12/11	SAG051	Crankshaft sensor	B3	OE 010456515
2.4 4x4	123	12/10 →	SAG231	Crankshaft sensor	B3	OE 012588992
3.0	190	11/10 → 12/15	SAG229	Crankshaft sensor	B3	OE 01238249
3.2 V6	167	07/06 → 12/11	SAD004	Knock sensor	B1	OE 06235712
			SAG224	Crankshaft sensor	B3	OE 012590991
ASCONA C (J82)						
2.0 i (F11, M11, F68, M68)	85	09/86 → 08/88	SVF012	Throttle position sensors	A2	OE 0826288
2.0 i Cat (F11, M11, F68, M68)	85	09/86 → 08/88	SVF012	Throttle position sensors	A2	OE 0826288
2.0 i GT (F11, M11, F68, M68)	95	03/87 → 08/88	SVF012	Throttle position sensors	A2	OE 0826288
			SAG093	Crankshaft sensor	B3	OE 01238358
ASCONA C 2 volumi /Coda spiovente (J82)						
2.0 i (F68, M68)	85	09/86 → 08/88	SVF012	Throttle position sensors	A2	OE 0826288
2.0 i Cat (F68, M68)	85	09/86 → 08/88	SVF012	Throttle position sensors	A2	OE 0826288
2.0 i GT (F68, M68)	95	03/87 → 08/88	SVF012	Throttle position sensors	A2	OE 0826288
ASTRA F (T92)						
1.7 TD (F19, M19)	50	11/94 → 09/98	SPA123	Coolant temperature sensor	E3	OE 06238356
1.8 i 16V (F19, M19)	92	06/93 → 10/94	ATS12	Air temperature sensor	A1	OE 06238331
			SAC046	Camshaft sensor	B2	OE 09012039
			SAC061	Camshaft sensor	B2	OE 01238915
	85	11/94 → 09/98	ATS12	Air temperature sensor	A1	OE 06238331
			SAC046	Camshaft sensor	B2	OE 09012039

	KW			DESCRIPTION	TYPE	
OPEL						
ASTRA F (T92)						
1.8 i 16V (F19, M19)	85	11/94 → 09/98	SAC061	Camshaft sensor	B2	OE 01238915
		09/95 → 08/97	SAG107	Crankshaft sensor	B3	OE 01238228
2.0 i (F19, M19)	82	09/95 → 09/96	SVF012	Throttle position sensors	A2	OE 0826288
		03/92 → 09/98	SAG093	Crankshaft sensor	B3	OE 01238358
2.0 i 16V (F19, M19)	100	02/95 → 09/98	ATS12	Air temperature sensor	A1	OE 06238331
			SAC046	Camshaft sensor	B2	OE 09012039
			SAC061	Camshaft sensor	B2	OE 01238915
			SAG107	Crankshaft sensor	B3	OE 01238228
ASTRA F 2 volumi /Coda spiovente (T92)						
1.7 TD (F08, M08, F68, M68)	50	11/94 → 01/98	SPA123	Coolant temperature sensor	E3	OE 06238356
1.8 i 16V (F08, M08, F68, M68)	85	09/94 → 01/98	ATS12	Air temperature sensor	A1	OE 06238331
			SAC046	Camshaft sensor	B2	OE 09012039
			SAC061	Camshaft sensor	B2	OE 01238915
			SAG107	Crankshaft sensor	B3	OE 01238228
	92	06/93 → 08/94	ATS12	Air temperature sensor	A1	OE 06238331
			SAC046	Camshaft sensor	B2	OE 09012039
			SAC061	Camshaft sensor	B2	OE 01238915
			SAG107	Crankshaft sensor	B3	OE 01238228
2.0 GSI 16V (F08, M08, F68, M68)	110	09/91 → 01/98	SAG093	Crankshaft sensor	B3	OE 01238358
2.0 i (F08, M08, F68, M68)	85	09/91 → 01/98	SPA129	Coolant temperature sensor	E3	OE 01338446
2.0 i 16V (F08, M08, F68, M68)	100	02/95 → 01/98	SAG093	Crankshaft sensor	B3	OE 01238358
			ATS12	Air temperature sensor	A1	OE 06238331
			SAC046	Camshaft sensor	B2	OE 09012039
			SAC061	Camshaft sensor	B2	OE 01238915
			SAG107	Crankshaft sensor	B3	OE 01238228
ASTRA F Cabriolet (T92)						
1.8 i 16V	85	11/94 → 03/01	ATS12	Air temperature sensor	A1	OE 06238331
			SAC046	Camshaft sensor	B2	OE 09012039
			SAC061	Camshaft sensor	B2	OE 01238915
			SAG107	Crankshaft sensor	B3	OE 01238228
2.0 i	85	03/93 → 10/94	SAG093	Crankshaft sensor	B3	OE 01238358
ASTRA F CLASSIC 2 volumi /Coda spiovente (T92)						
1.4 i (M08, M68, F08, F68)	44	01/98 → 08/02	ATS17	Air temperature sensor	A1	OE 012129596
			SVF014	Throttle position sensors	A2	OE 00817204
			APS45	Intake pressure sensor	A3	OE 01238788
			SPA104	Coolant temperature sensor	E3	OE 01338444
			SAA101	Oil pressure switches	F1	OE 04708758
1.6 i (F08, M08, F68, M68)	55	01/98 → 08/02	ATS17	Air temperature sensor	A1	OE 012129596
			SVF014	Throttle position sensors	A2	OE 00817204
			APS45	Intake pressure sensor	A3	OE 01238788
			SAD027	Knock sensor	B1	OE 010456240
			SAG141	Crankshaft sensor	B3	OE 01238983
			SAG276	Crankshaft sensor	B3	OE 01238113
			SPA104	Coolant temperature sensor	E3	OE 01338444
			SAA101	Oil pressure switches	F1	OE 04708758
1.6 i 16V (F08, M08, F68, M68)	74	01/98 → 08/02	ATS17	Air temperature sensor	A1	OE 012129596
			SVF013	Throttle position sensors	A2	OE 017080671
			APS45	Intake pressure sensor	A3	OE 01238788
			SAD027	Knock sensor	B1	OE 010456240
			SAC082	Camshaft sensor	B2	OE 06238000
			SAG124	Crankshaft sensor	B3	OE 01238782
			SAG276	Crankshaft sensor	B3	OE 01238113
			SPA103	Coolant temperature sensor	E3	OE 01338418
			SPA104	Coolant temperature sensor	E3	OE 01338444
			SAA101	Oil pressure switches	F1	OE 04708758

	KW			DESCRIPTION	TYPE	
OPEL						
ASTRA F CLASSIC Station wagon (T92)						
1.6 i (F35, M35)	55	01/98 → 01/05	ATS17	Air temperature sensor	A1	OE 012129596
			SVF014	Throttle position sensors	A2	OE 00817204
			APS45	Intake pressure sensor	A3	OE 01238788
			SAD027	Knock sensor	B1	OE 010456240
			SAG141	Crankshaft sensor	B3	OE 01238983
			SAG276	Crankshaft sensor	B3	OE 01238113
			SPA104	Coolant temperature sensor	E3	OE 01338444
			SAA101	Oil pressure switches	F1	OE 04708758
1.6 i 16V (F35, M35)	74	01/98 → 01/05	ATS17	Air temperature sensor	A1	OE 012129596
			SVF013	Throttle position sensors	A2	OE 017080671
			APS45	Intake pressure sensor	A3	OE 01238788
			SAD027	Knock sensor	B1	OE 010456240
			SAC082	Camshaft sensor	B2	OE 06238000
			SAG124	Crankshaft sensor	B3	OE 01238782
			SAG276	Crankshaft sensor	B3	OE 01238113
			SPA103	Coolant temperature sensor	E3	OE 01338418
SPA104	Coolant temperature sensor	E3	OE 01338444			
SAA101	Oil pressure switches	F1	OE 04708758			
ASTRA F CLASSIC Tre volumi (T92)						
1.4 i (F19, M19)	44	01/98 → 08/02	ATS17	Air temperature sensor	A1	OE 012129596
			SVF014	Throttle position sensors	A2	OE 00817204
			APS45	Intake pressure sensor	A3	OE 01238788
			SPA104	Coolant temperature sensor	E3	OE 01338444
			SAA101	Oil pressure switches	F1	OE 04708758
ASTRA F Station wagon (T92)						
1.7 TD (F35, M35)	50	11/94 → 01/98	SPA123	Coolant temperature sensor	E3	OE 06238356
1.8 i 16V (F35, M35)	92	06/93 → 01/98	ATS12	Air temperature sensor	A1	OE 06238331
			SAC046	Camshaft sensor	B2	OE 09012039
			SAC061	Camshaft sensor	B2	OE 01238915
	85	07/94 → 01/98	ATS12	Air temperature sensor	A1	OE 06238331
			SAC046	Camshaft sensor	B2	OE 09012039
			SAC061	Camshaft sensor	B2	OE 01238915
SAG107	Crankshaft sensor	B3	OE 01238228			
2.0 i (F35, M35)	85	09/91 → 07/94	SAG093	Crankshaft sensor	B3	OE 01238358
2.0 i 16V (F35, M35)	110	03/93 → 01/98	SAG093	Crankshaft sensor	B3	OE 01238358
2.0 i 16V (F35, M35)	100	02/95 → 01/98	SPA129	Coolant temperature sensor	E3	OE 01338446
			ATS12	Air temperature sensor	A1	OE 06238331
			SAC046	Camshaft sensor	B2	OE 09012039
			SAC061	Camshaft sensor	B2	OE 01238915
SAG107	Crankshaft sensor	B3	OE 01238228			
ASTRA F Van (T92)						
1.7 TD (F70)	50	08/94 → 01/99	SPA123	Coolant temperature sensor	E3	OE 06238356
ASTRA G 2 volumi /Coda spiovente (T98)						
1.2 16V (F08, F48)	55	09/00 → 01/05	SAD026	Knock sensor	B1	OE 01247489
1.2 16V (F08, F48)	55	09/00 → 09/03	SAC121	Camshaft sensor	B2	OE 06238110
			SAG019	Crankshaft sensor	B3	OE 06238095
		09/00 → 01/05	SAG206	Crankshaft sensor	B3	OE 01236304
			SAG276	Crankshaft sensor	B3	OE 01238113
			SPA103	Coolant temperature sensor	E3	OE 01338418
			SPA171	Coolant temperature sensor	E3	OE 01342567
			SAA101	Oil pressure switches	F1	OE 04708758
			SAA103	Oil pressure switches	F1	OE 01252555
1.4 16V (F08, F48)	66	02/98 → 01/05	ATS17	Air temperature sensor	A1	OE 012129596
			SVF013	Throttle position sensors	A2	OE 017080671
			APS44	Intake pressure sensor	A3	OE 01235046



kW







DESCRIPTION

TYPE


OPEL
ASTRA G 2 volumi /Coda spiovente (T98)

1.4 16V (F08, F48)	66	02/98 → 01/05	APS45	Intake pressure sensor	A3	OE 01238788		
			SAD027	Knock sensor	B1	OE 010456240		
			SAC080	Camshaft sensor	B2	OE 010456585		
			SAC082	Camshaft sensor	B2	OE 06238000		
			SAG020	Crankshaft sensor	B3	OE 010456604		
			SAG137	Crankshaft sensor	B3	OE 06238098		
			SAG206	Crankshaft sensor	B3	OE 01236304		
			SAG276	Crankshaft sensor	B3	OE 01238113		
			SPA103	Coolant temperature sensor	E3	OE 01338418		
			SPA171	Coolant temperature sensor	E3	OE 01342567		
			SAA101	Oil pressure switches	F1	OE 04708758		
1.6 (F08, F48)	55	02/98 → 09/00	ATS17	Air temperature sensor	A1	OE 012129596		
			SVF014	Throttle position sensors	A2	OE 00817204		
			APS45	Intake pressure sensor	A3	OE 01238788		
			SAD027	Knock sensor	B1	OE 010456240		
			SAG137	Crankshaft sensor	B3	OE 06238098		
			SAG206	Crankshaft sensor	B3	OE 01236304		
			SAG276	Crankshaft sensor	B3	OE 01238113		
			SPA103	Coolant temperature sensor	E3	OE 01338418		
			SPA171	Coolant temperature sensor	E3	OE 01342567		
				SAA101	Oil pressure switches	F1	OE 04708758	
	62	09/00 → 01/05	ATS17	Air temperature sensor	A1	OE 012129596		
			APS44	Intake pressure sensor	A3	OE 01235046		
			SAD027	Knock sensor	B1	OE 010456240		
			SAC063	Camshaft sensor	B2	OE 010456592		
			SAG020	Crankshaft sensor	B3	OE 010456604		
			SAG206	Crankshaft sensor	B3	OE 01236304		
			SAG276	Crankshaft sensor	B3	OE 01238113		
			SPA103	Coolant temperature sensor	E3	OE 01338418		
SPA171			Coolant temperature sensor	E3	OE 01342567			
			SAA101	Oil pressure switches	F1	OE 04708758		
76	12/02 → 12/09	APS44	Intake pressure sensor	A3	OE 01235046			
		SAC057	Camshaft sensor	B2	OE 06238282			
		SAG020	Crankshaft sensor	B3	OE 010456604			
		SAG206	Crankshaft sensor	B3	OE 01236304			
		SAG276	Crankshaft sensor	B3	OE 01238113			
		SPA103	Coolant temperature sensor	E3	OE 01338418			
		SPA171	Coolant temperature sensor	E3	OE 01342567			
					SAA103	Oil pressure switches	F1	OE 01252555
1.6 16V (F08, F48)	74	02/98 → 01/05	ATS17	Air temperature sensor	A1	OE 012129596		
			SVF013	Throttle position sensors	A2	OE 017080671		
			APS44	Intake pressure sensor	A3	OE 01235046		
			APS45	Intake pressure sensor	A3	OE 01238788		
			SAD027	Knock sensor	B1	OE 010456240		
			SAC080	Camshaft sensor	B2	OE 010456585		
			SAC082	Camshaft sensor	B2	OE 06238000		
			SAG020	Crankshaft sensor	B3	OE 010456604		
			SAG137	Crankshaft sensor	B3	OE 06238098		
			SAG206	Crankshaft sensor	B3	OE 01236304		
			SAG276	Crankshaft sensor	B3	OE 01238113		
			SPA103	Coolant temperature sensor	E3	OE 01338418		
			SPA171	Coolant temperature sensor	E3	OE 01342567		
						SAA101	Oil pressure switches	F1
1.7 CDTI (F08, F48)	59	04/03 → 12/09	APS43	Intake pressure sensor	A3	OE 01247049		
			SAC094	Camshaft sensor	B2	OE 06235604		

	KW			DESCRIPTION	TYPE				
OPEL									
ASTRA G 2 volumi /Coda spiovente (T98)									
1.7 CDTI (F08, F48)	59	04/03 → 12/09	SAG174	Crankshaft sensor	B3	OE 06235607			
			SAG206	Crankshaft sensor	B3	OE 01236304			
			SAG276	Crankshaft sensor	B3	OE 01238113			
			SPA103	Coolant temperature sensor	E3	OE 01338418			
			SPA171	Coolant temperature sensor	E3	OE 01342567			
			SAA109	Oil pressure switches	F1	OE 01238452			
			APS53	Fuel pressure sensor	F2	OE 06335606			
1.7 DTI 16V (F08, F48)	55	02/00 → 01/05	APS44	Intake pressure sensor	A3	OE 01235046			
			SAG117	Crankshaft sensor	B3	OE 06238153			
			SAG206	Crankshaft sensor	B3	OE 01236304			
			SAG276	Crankshaft sensor	B3	OE 01238113			
			SPA174	Coolant temperature sensor	E3	OE 012146312			
			SAA109	Oil pressure switches	F1	OE 01238452			
1.7 TD (F08, F48)	50	02/98 → 08/00	ATS17	Air temperature sensor	A1	OE 012129596			
			APS93	Intake pressure sensor	A3	OE 06238391			
			SAG060	Crankshaft sensor	B3	OE 06238101			
			SAG206	Crankshaft sensor	B3	OE 01236304			
			SAG276	Crankshaft sensor	B3	OE 01238113			
			SPA103	Coolant temperature sensor	E3	OE 01338418			
			SPA128	Coolant temperature sensor	E3	OE 01338469			
			SPA130	Coolant temperature sensor	E3	OE 01338449			
			SPA171	Coolant temperature sensor	E3	OE 01342567			
1.8 16V (F08, F48)	85	02/98 → 09/00	SAD015	Knock sensor	B1	OE 06238099			
			SAC071	Camshaft sensor	B2	OE 01238425			
			SAG116	Crankshaft sensor	B3	OE 06238459			
			SAG206	Crankshaft sensor	B3	OE 01236304			
			SAG276	Crankshaft sensor	B3	OE 01238113			
			SPA175	Coolant temperature sensor	E3	OE 012992783			
			SAA101	Oil pressure switches	F1	OE 04708758			
	92	09/00 → 01/05	SAD007	Knock sensor	B1	OE 06238181			
			SAD015	Knock sensor	B1	OE 06238099			
			SAC071	Camshaft sensor	B2	OE 01238425			
			SAG120	Crankshaft sensor	B3	OE 01238223			
			SAG206	Crankshaft sensor	B3	OE 01236304			
			SAG276	Crankshaft sensor	B3	OE 01238113			
			SPA175	Coolant temperature sensor	E3	OE 012992783			
			SAA101	Oil pressure switches	F1	OE 04708758			
			2.0 16V (F08, F48)	100	02/98 → 01/05	ATS12	Air temperature sensor	A1	OE 06238331
						SAG107	Crankshaft sensor	B3	OE 01238228
			2.0 DI (F08, F48)	60	02/98 → 01/05	APS93	Intake pressure sensor	A3	OE 06238391
SAG021	Crankshaft sensor	B3				OE 06238395			
SAG021-1	Crankshaft sensor	B3				OE 6238395			
SAG206	Crankshaft sensor	B3				OE 01236304			
SAG276	Crankshaft sensor	B3				OE 01238113			
SPA103	Coolant temperature sensor	E3				OE 01338418			
SPA171	Coolant temperature sensor	E3				OE 01342567			
2.0 DTI 16V (F08, F48)	74	08/99 → 01/05	ATS17	Air temperature sensor	A1	OE 012129596			
			APS26	Intake pressure sensor	A3	OE 024420761			
			ATS20	Intake pressure sensor	A3	OE 01235029			
			APS93	Intake pressure sensor	A3	OE 06238391			
			SAG021	Crankshaft sensor	B3	OE 06238395			
			SAG021-1	Crankshaft sensor	B3	OE 6238395			
			SAG206	Crankshaft sensor	B3	OE 01236304			

	KW			DESCRIPTION	TYPE	
OPEL						
ASTRA G 2 volumi /Coda spiovente (T98)						
2.0 DTI 16V (F08, F48)	74	08/99 → 01/05	SAG276	Crankshaft sensor	B3	OE 01238113
			SPA103	Coolant temperature sensor	E3	OE 01338418
			SPA171	Coolant temperature sensor	E3	OE 01342567
			SAA101	Oil pressure switches	F1	OE 04708758
2.0 OPC (F08, F48)	141	09/02 → 01/05	SAC035	Camshaft sensor	B2	OE 01238749
			SAG057	Crankshaft sensor	B3	OE 01238241
	147	11/02 → 01/05	SAC035	Camshaft sensor	B2	OE 01238749
			SAG057	Crankshaft sensor	B3	OE 01238241
ASTRA G Cabriolet (T98)						
1.8 16V (F67)	92	03/01 → 10/05	SAD007	Knock sensor	B1	OE 06238181
			SAD015	Knock sensor	B1	OE 06238099
			SAC071	Camshaft sensor	B2	OE 01238425
			SAG120	Crankshaft sensor	B3	OE 01238223
			SAG206	Crankshaft sensor	B3	OE 01236304
			SAG276	Crankshaft sensor	B3	OE 01238113
			SPA175	Coolant temperature sensor	E3	OE 012992783
2.0 16V Turbo (F67)	147	11/02 → 10/05	SAC035	Camshaft sensor	B2	OE 01238749
			SAG057	Crankshaft sensor	B3	OE 01238241
2.0 OPC (F67)	141	03/02 → 10/05	SAC035	Camshaft sensor	B2	OE 01238749
2.2 16V (F67)	108	03/01 → 10/05	ATS17	Air temperature sensor	A1	OE 012129596
			APS44	Intake pressure sensor	A3	OE 01235046
			SAG083	Crankshaft sensor	B3	OE 012567712
			SAG206	Crankshaft sensor	B3	OE 01236304
			SAG276	Crankshaft sensor	B3	OE 01238113
			SPA115	Coolant temperature sensor	E3	OE 01338441
ASTRA G Coupé (T98)						
1.8 16V (F07)	92	09/00 → 05/05	SAD007	Knock sensor	B1	OE 06238181
			SAD015	Knock sensor	B1	OE 06238099
			SAC071	Camshaft sensor	B2	OE 01238425
			SAG120	Crankshaft sensor	B3	OE 01238223
			SAG206	Crankshaft sensor	B3	OE 01236304
			SAG276	Crankshaft sensor	B3	OE 01238113
			SPA175	Coolant temperature sensor	E3	OE 012992783
2.0 16V Turbo (F07)	140	09/00 → 08/01	SAC035	Camshaft sensor	B2	OE 01238749
			SAG057	Crankshaft sensor	B3	OE 01238241
	141	08/01 → 05/05	SAC035	Camshaft sensor	B2	OE 01238749
			SAG057	Crankshaft sensor	B3	OE 01238241
	147	11/02 → 05/05	SAC035	Camshaft sensor	B2	OE 01238749
			SAG057	Crankshaft sensor	B3	OE 01238241
2.2 16V (F07)	108	09/00 → 05/05	ATS17	Air temperature sensor	A1	OE 012129596
			APS44	Intake pressure sensor	A3	OE 01235046
			SAG083	Crankshaft sensor	B3	OE 012567712
			SAG206	Crankshaft sensor	B3	OE 01236304
			SAG276	Crankshaft sensor	B3	OE 01238113
			SPA115	Coolant temperature sensor	E3	OE 01338441
2.2 DTI (F07)	92	09/02 → 05/05	ATS20	Intake pressure sensor	A3	OE 01235029
			SAG021	Crankshaft sensor	B3	OE 06238395
			SAG021-1	Crankshaft sensor	B3	OE 6238395
			SAG206	Crankshaft sensor	B3	OE 01236304
			SAG276	Crankshaft sensor	B3	OE 01238113
			SPA103	Coolant temperature sensor	E3	OE 01338418
SPA171	Coolant temperature sensor	E3	OE 01342567			

	KW			DESCRIPTION	TYPE		
OPEL							
ASTRA G Coupé (T98)							
2.2 DTI (F07)	92	09/02 → 05/05	SAA101	Oil pressure switches	F1	OE 04708758	
ASTRA G Station wagon (T98)							
1.4 16V (F35)	66	06/98 → 07/04	ATS17	Air temperature sensor	A1	OE 012129596	
			SVF013	Throttle position sensors	A2	OE 017080671	
			APS44	Intake pressure sensor	A3	OE 01235046	
			APS45	Intake pressure sensor	A3	OE 01238788	
			SAD027	Knock sensor	B1	OE 010456240	
			SAC080	Camshaft sensor	B2	OE 010456585	
			SAC082	Camshaft sensor	B2	OE 06238000	
			SAG020	Crankshaft sensor	B3	OE 010456604	
			SAG137	Crankshaft sensor	B3	OE 06238098	
			SAG206	Crankshaft sensor	B3	OE 01236304	
			SAG276	Crankshaft sensor	B3	OE 01238113	
			SPA103	Coolant temperature sensor	E3	OE 01338418	
			SPA171	Coolant temperature sensor	E3	OE 01342567	
			SAA101	Oil pressure switches	F1	OE 04708758	
1.6 (F35)	55	02/98 → 09/00	ATS17	Air temperature sensor	A1	OE 012129596	
			SVF014	Throttle position sensors	A2	OE 00817204	
			APS45	Intake pressure sensor	A3	OE 01238788	
			SAD027	Knock sensor	B1	OE 010456240	
			SAG137	Crankshaft sensor	B3	OE 06238098	
			SAG206	Crankshaft sensor	B3	OE 01236304	
			SAG276	Crankshaft sensor	B3	OE 01238113	
			SPA103	Coolant temperature sensor	E3	OE 01338418	
			SPA171	Coolant temperature sensor	E3	OE 01342567	
				SAA101	Oil pressure switches	F1	OE 04708758
	62	09/00 → 07/04	ATS17	Air temperature sensor	A1	OE 012129596	
			APS44	Intake pressure sensor	A3	OE 01235046	
			SAD027	Knock sensor	B1	OE 010456240	
			SAC063	Camshaft sensor	B2	OE 010456592	
			SAG020	Crankshaft sensor	B3	OE 010456604	
			SAG206	Crankshaft sensor	B3	OE 01236304	
			SAG276	Crankshaft sensor	B3	OE 01238113	
			SPA103	Coolant temperature sensor	E3	OE 01338418	
			SPA171	Coolant temperature sensor	E3	OE 01342567	
					SAA101	Oil pressure switches	F1
76	12/02 → 07/09	SVF013	Throttle position sensors	A2	OE 017080671		
		APS44	Intake pressure sensor	A3	OE 01235046		
		SAD027	Knock sensor	B1	OE 010456240		
		SAC057	Camshaft sensor	B2	OE 06238282		
		SAC080	Camshaft sensor	B2	OE 010456585		
		SAG020	Crankshaft sensor	B3	OE 010456604		
		SAG206	Crankshaft sensor	B3	OE 01236304		
		SAG276	Crankshaft sensor	B3	OE 01238113		
		SPA103	Coolant temperature sensor	E3	OE 01338418		
		SPA171	Coolant temperature sensor	E3	OE 01342567		
			SAA103	Oil pressure switches	F1	OE 01252555	
1.6 16V (F35)	74	02/98 → 07/04	ATS17	Air temperature sensor	A1	OE 012129596	
			SVF013	Throttle position sensors	A2	OE 017080671	
			APS44	Intake pressure sensor	A3	OE 01235046	
			APS45	Intake pressure sensor	A3	OE 01238788	
	09/00 → 07/04	APS100	Intake pressure sensor	A3	OE 01235060		
		SAD027	Knock sensor	B1	OE 010456240		
		02/98 → 07/04	SAC080	Camshaft sensor	B2	OE 010456585	
			SAC082	Camshaft sensor	B2	OE 06238000	

	kw			DESCRIPTION	TYPE	
OPEL						
ASTRA G Station wagon (T98)						
1.6 16V (F35)	74	02/98 → 07/04	SAG020	Crankshaft sensor	B3	OE 010456604
			SAG137	Crankshaft sensor	B3	OE 06238098
			SAG206	Crankshaft sensor	B3	OE 01236304
			SAG276	Crankshaft sensor	B3	OE 01238113
			SPA103	Coolant temperature sensor	E3	OE 01338418
			SPA171	Coolant temperature sensor	E3	OE 01342567
			SAA101	Oil pressure switches	F1	OE 04708758
1.7 CDTI (F35)	59	04/03 → 07/09	APS43	Intake pressure sensor	A3	OE 01247049
			SAC094	Camshaft sensor	B2	OE 06235604
			SAG174	Crankshaft sensor	B3	OE 06235607
			SAG206	Crankshaft sensor	B3	OE 01236304
			SAG276	Crankshaft sensor	B3	OE 01238113
			SPA103	Coolant temperature sensor	E3	OE 01338418
			SPA171	Coolant temperature sensor	E3	OE 01342567
			SAA109	Oil pressure switches	F1	OE 01238452
			APS53	Fuel pressure sensor	F2	OE 06335606
1.7 DTI 16V (F35)	55	02/00 → 07/04	APS44	Intake pressure sensor	A3	OE 01235046
			SAG117	Crankshaft sensor	B3	OE 06238153
			SAG206	Crankshaft sensor	B3	OE 01236304
			SAG276	Crankshaft sensor	B3	OE 01238113
			SPA174	Coolant temperature sensor	E3	OE 012146312
			SAA109	Oil pressure switches	F1	OE 01238452
1.7 TD (F35)	50	02/98 → 08/00	ATS17	Air temperature sensor	A1	OE 012129596
			APS93	Intake pressure sensor	A3	OE 06238391
			SAG060	Crankshaft sensor	B3	OE 06238101
			SAG206	Crankshaft sensor	B3	OE 01236304
			SAG276	Crankshaft sensor	B3	OE 01238113
			SPA103	Coolant temperature sensor	E3	OE 01338418
			SPA128	Coolant temperature sensor	E3	OE 01338469
			SPA130	Coolant temperature sensor	E3	OE 01338449
			SPA171	Coolant temperature sensor	E3	OE 01342567
			SAA101	Oil pressure switches	F1	OE 04708758
1.8 16V (F35)	85	02/98 → 09/00	SAD015	Knock sensor	B1	OE 06238099
			SAC071	Camshaft sensor	B2	OE 01238425
			SAG116	Crankshaft sensor	B3	OE 06238459
			SAG206	Crankshaft sensor	B3	OE 01236304
			SAG276	Crankshaft sensor	B3	OE 01238113
			SPA175	Coolant temperature sensor	E3	OE 012992783
			SAA101	Oil pressure switches	F1	OE 04708758
2.0 16V (F35)	100	02/98 → 07/04	ATS12	Air temperature sensor	A1	OE 06238331
			SAG107	Crankshaft sensor	B3	OE 01238228
2.0 DI (F35)	60	02/98 → 07/04	APS93	Intake pressure sensor	A3	OE 06238391
			SAG021	Crankshaft sensor	B3	OE 06238395
			SAG021-1	Crankshaft sensor	B3	OE 6238395
			SAG206	Crankshaft sensor	B3	OE 01236304
			SAG276	Crankshaft sensor	B3	OE 01238113
			SPA103	Coolant temperature sensor	E3	OE 01338418
			SPA171	Coolant temperature sensor	E3	OE 01342567
			SAA101	Oil pressure switches	F1	OE 04708758
2.0 DTI 16V (F35)	74	08/99 → 07/04	ATS17	Air temperature sensor	A1	OE 012129596
			APS26	Intake pressure sensor	A3	OE 024420761
			ATS20	Intake pressure sensor	A3	OE 01235029
			APS93	Intake pressure sensor	A3	OE 06238391
			SAG021	Crankshaft sensor	B3	OE 06238395
			SAG021-1	Crankshaft sensor	B3	OE 6238395

	KW			DESCRIPTION	TYPE	
OPEL						
ASTRA G Station wagon (T98)						
2.0 DTI 16V (F35)	74	08/99 → 07/04	SAG206	Crankshaft sensor	B3	OE 01236304
			SAG276	Crankshaft sensor	B3	OE 01238113
			SPA103	Coolant temperature sensor	E3	OE 01338418
			SPA171	Coolant temperature sensor	E3	OE 01342567
			SAA101	Oil pressure switches	F1	OE 04708758
2.0 OPC (F35)	141	09/02 → 07/04	SAC035	Camshaft sensor	B2	OE 01238749
			SAG057	Crankshaft sensor	B3	OE 01238241
	147	11/02 → 07/04	SAC035	Camshaft sensor	B2	OE 01238749
			SAG057	Crankshaft sensor	B3	OE 01238241
ASTRA G Tre volumi (T98)						
1.4 16V (F69)	66	09/98 → 01/05	ATS17	Air temperature sensor	A1	OE 012129596
			SVF013	Throttle position sensors	A2	OE 017080671
			APS44	Intake pressure sensor	A3	OE 01235046
			APS45	Intake pressure sensor	A3	OE 01238788
			SAD027	Knock sensor	B1	OE 010456240
			SAC080	Camshaft sensor	B2	OE 010456585
			SAC082	Camshaft sensor	B2	OE 06238000
			SAG020	Crankshaft sensor	B3	OE 010456604
			SAG137	Crankshaft sensor	B3	OE 06238098
			SAG206	Crankshaft sensor	B3	OE 01236304
			SAG276	Crankshaft sensor	B3	OE 01238113
			SPA103	Coolant temperature sensor	E3	OE 01338418
			SPA171	Coolant temperature sensor	E3	OE 01342567
			SAA101	Oil pressure switches	F1	OE 04708758
1.6 (F69)	62	09/00 → 01/05	ATS17	Air temperature sensor	A1	OE 012129596
			APS44	Intake pressure sensor	A3	OE 01235046
			SAD027	Knock sensor	B1	OE 010456240
			SAC063	Camshaft sensor	B2	OE 010456592
			SAG020	Crankshaft sensor	B3	OE 010456604
			SAG206	Crankshaft sensor	B3	OE 01236304
			SAG276	Crankshaft sensor	B3	OE 01238113
			SPA103	Coolant temperature sensor	E3	OE 01338418
			SPA171	Coolant temperature sensor	E3	OE 01342567
			SAA101	Oil pressure switches	F1	OE 04708758
1.6 16V (F69)	74	09/98 → 01/05	ATS17	Air temperature sensor	A1	OE 012129596
			SVF013	Throttle position sensors	A2	OE 017080671
			APS44	Intake pressure sensor	A3	OE 01235046
			APS45	Intake pressure sensor	A3	OE 01238788
			SAD027	Knock sensor	B1	OE 010456240
			SAC080	Camshaft sensor	B2	OE 010456585
			SAC082	Camshaft sensor	B2	OE 06238000
			SAG020	Crankshaft sensor	B3	OE 010456604
			SAG137	Crankshaft sensor	B3	OE 06238098
			SAG206	Crankshaft sensor	B3	OE 01236304
			SAG276	Crankshaft sensor	B3	OE 01238113
			SPA103	Coolant temperature sensor	E3	OE 01338418
			SPA171	Coolant temperature sensor	E3	OE 01342567
			SAA101	Oil pressure switches	F1	OE 04708758
1.7 DTI 16V (F69)	55	02/00 → 01/05	APS44	Intake pressure sensor	A3	OE 01235046
			SAG117	Crankshaft sensor	B3	OE 06238153
			SAG206	Crankshaft sensor	B3	OE 01236304
			SAG276	Crankshaft sensor	B3	OE 01238113
			SPA174	Coolant temperature sensor	E3	OE 012146312
			SAA109	Oil pressure switches	F1	OE 01238452

	kW			DESCRIPTION	TYPE	
OPEL						
ASTRA G Tre volumi (T98)						
2.0 16V (F69)	100	09/98 → 01/05	ATS12	Air temperature sensor	A1	OE 06238331
			SAG107	Crankshaft sensor	B3	OE 01238228
2.0 DI (F69)	60	09/98 → 01/05	APS93	Intake pressure sensor	A3	OE 06238391
			SAG021	Crankshaft sensor	B3	OE 06238395
			SAG021-1	Crankshaft sensor	B3	OE 6238395
			SAG206	Crankshaft sensor	B3	OE 01236304
			SAG276	Crankshaft sensor	B3	OE 01238113
			SPA103	Coolant temperature sensor	E3	OE 01338418
			SPA171	Coolant temperature sensor	E3	OE 01342567
			SAA101	Oil pressure switches	F1	OE 04708758
2.0 DTI 16V (F69)	74	08/99 → 01/05	ATS17	Air temperature sensor	A1	OE 012129596
			APS26	Intake pressure sensor	A3	OE 024420761
			ATS20	Intake pressure sensor	A3	OE 01235029
			APS93	Intake pressure sensor	A3	OE 06238391
			SAG021	Crankshaft sensor	B3	OE 06238395
			SAG021-1	Crankshaft sensor	B3	OE 6238395
			SAG206	Crankshaft sensor	B3	OE 01236304
			SAG276	Crankshaft sensor	B3	OE 01238113
			SPA103	Coolant temperature sensor	E3	OE 01338418
			SPA171	Coolant temperature sensor	E3	OE 01342567
			SAA101	Oil pressure switches	F1	OE 04708758
ASTRA H (A04)						
1.3 CDTI (L48)	66	08/05 → 10/10	ATS20	Intake pressure sensor	A3	OE 01235029
			SAC093	Camshaft sensor	B2	OE 01235269
			SAG025	Crankshaft sensor	B3	OE 01247679
			SAG276	Crankshaft sensor	B3	OE 01238113
			SPS009	Exhaust gas pressure sensor	C2	OE 4709270
			SPA177	Coolant temperature sensor	E3	OE 01338040
			SAA101	Oil pressure switches	F1	OE 04708758
			APS49	Fuel pressure sensor	F2	OE 055564170
APS134	Fuel pressure sensor	F2	OE 093177365			
1.4 (L48)	66	03/04 → 10/10	SAD025	Knock sensor	B1	OE 01236006
			SAD026	Knock sensor	B1	OE 01247489
			SAC092	Camshaft sensor	B2	OE 01247810
			SAC121	Camshaft sensor	B2	OE 06238110
			SAG019	Crankshaft sensor	B3	OE 06238095
			SAG276	Crankshaft sensor	B3	OE 01238113
			SPA103	Coolant temperature sensor	E3	OE 01338418
			SPA171	Coolant temperature sensor	E3	OE 01342567
SAA103	Oil pressure switches	F1	OE 01252555			
1.4 LPG (L48)	66	08/09 → 10/10	SAD025	Knock sensor	B1	OE 01236006
			SAD026	Knock sensor	B1	OE 01247489
			SAC092	Camshaft sensor	B2	OE 01247810
		08/09 → 03/10	SAC121	Camshaft sensor	B2	OE 06238110
			SAG019	Crankshaft sensor	B3	OE 06238095
		08/09 → 10/10	SAG276	Crankshaft sensor	B3	OE 01238113
			SPA103	Coolant temperature sensor	E3	OE 01338418
08/09 → 12/09	SAA103	Oil pressure switches	F1	OE 01252555		
1.6 (L48)	77	03/04 → 10/10	ATS17	Air temperature sensor	A1	OE 012129596
			APS44	Intake pressure sensor	A3	OE 01235046
		03/07 → 03/09	APS100	Intake pressure sensor	A3	OE 01235060
			SAC057	Camshaft sensor	B2	OE 06238282
		03/04 → 10/10	SAG020	Crankshaft sensor	B3	OE 010456604
			SAG276	Crankshaft sensor	B3	OE 01238113
			SPA103	Coolant temperature sensor	E3	OE 01338418

		KW		 PARTS & SERVICES	DESCRIPTION	TYPE	
OPEL							
ASTRA H (A04)							
1.6 (L48)	77	03/04 → 10/10	SPA171	Coolant temperature sensor	E3	OE 01342567	
	85	12/06 → 05/14	SAA103	Oil pressure switches	F1	OE 01252555	
			ATS17	Air temperature sensor	A1	OE 012129596	
			APS84	Intake pressure sensor	A3	OE 01238394	
			SAD028	Knock sensor	B1	Flange, hole diameter [mm]: 8	
			SAD033	Knock sensor	B1	OE 055353316	
			SAC062	Camshaft sensor	B2	OE 01247862	
			SAG223	Crankshaft sensor	B3	OE 055555806	
			SAG276	Crankshaft sensor	B3	OE 01238113	
			SPA175	Coolant temperature sensor	E3	OE 012992783	
SPA182			Coolant temperature sensor	E3	OE 01247070		
1.7 CDTI (L48)	59	03/04 → 10/10	SAA103	Oil pressure switches	F1	OE 01252555	
			APS43	Intake pressure sensor	A3	OE 01247049	
			SAC094	Camshaft sensor	B2	OE 06235604	
			SAG174	Crankshaft sensor	B3	OE 06235607	
			SAG276	Crankshaft sensor	B3	OE 01238113	
			SPA103	Coolant temperature sensor	E3	OE 01338418	
			SPA171	Coolant temperature sensor	E3	OE 01342567	
	74	03/04 → 10/10	SAA109	Oil pressure switches	F1	OE 01238452	
			APS53	Fuel pressure sensor	F2	OE 06335606	
			APS43	Intake pressure sensor	A3	OE 01247049	
			SAC068	Camshaft sensor	B2	OE 01235268	
			SAC094	Camshaft sensor	B2	OE 06235604	
			SAG174	Crankshaft sensor	B3	OE 06235607	
			SAG276	Crankshaft sensor	B3	OE 01238113	
81	02/07 → 05/14	SPA103	Coolant temperature sensor	E3	OE 01338418		
		SPA171	Coolant temperature sensor	E3	OE 01342567		
		SAA109	Oil pressure switches	F1	OE 01238452		
		APS53	Fuel pressure sensor	F2	OE 06335606		
		APS113	Intake pressure sensor	A3	OE 06238678		
		SAG276	Crankshaft sensor	B3	OE 01238113		
		STS0107	Exhaust gas temperature sensor	C1	OE 55562433; Position: in front of the catalyst; Cable length: 550		
		STS0143	Exhaust gas temperature sensor	C1	OE 55566086; Position: post-catalyst; Cable length: 1195		
		STS0145	Exhaust gas temperature sensor	C1	OE 55566631; Position: for soot particulate filter; Cable length: 1185		
		STS0149	Exhaust gas temperature sensor	C1	OE 55566621; Position: post-catalyst; Cable length: 1540		
		SPS009	Exhaust gas pressure sensor	C2	OE 4709270		
		SPA103	Coolant temperature sensor	E3	OE 01338418		
		SPA171	Coolant temperature sensor	E3	OE 01342567		
		92	02/07 → 05/14	APS113	Intake pressure sensor	A3	OE 06238678
SAG276	Crankshaft sensor			B3	OE 01238113		
STS0107	Exhaust gas temperature sensor			C1	OE 55562433; Position: in front of the catalyst; Cable length: 550		
STS0143	Exhaust gas temperature sensor			C1	OE 55566086; Position: post-catalyst; Cable length: 1195		
STS0145	Exhaust gas temperature sensor			C1	OE 55566631; Position: post-catalyst; Cable length: 1185		
STS0149	Exhaust gas temperature sensor			C1	OE 55566621; Position: after soot particulate filter; Cable length: 1540		
SPS001	Exhaust gas pressure sensor			C2	OE 04709270; Replaced by SPS009		
SPS009	Exhaust gas pressure sensor			C2	OE 4709270		
SPA103	Coolant temperature sensor	E3	OE 01338418				

	KW			DESCRIPTION	TYPE	
OPEL						
ASTRA H (A04)						
1.7 CDTI (L48)	92	02/07 → 05/14	SPA171	Coolant temperature sensor	E3	OE 01342567
1.8 (L48)	92	01/04 → 10/10	SAD007	Knock sensor	B1	OE 06238181
			SAC071	Camshaft sensor	B2	OE 01238425
			SAG120	Crankshaft sensor	B3	OE 01238223
			SAG276	Crankshaft sensor	B3	OE 01238113
			SPA175	Coolant temperature sensor	E3	OE 012992783
			SAA101	Oil pressure switches	F1	OE 04708758
	110	01/06 → 10/10	ATS17	Air temperature sensor	A1	OE 012129596
			APS84	Intake pressure sensor	A3	OE 01238394
			SAD028	Knock sensor	B1	Flange, hole diameter [mm]: 8
			SAD033	Knock sensor	B1	OE 055353316
			SAC062	Camshaft sensor	B2	OE 01247862
			SAG223	Crankshaft sensor	B3	OE 055555806
			SAG276	Crankshaft sensor	B3	OE 01238113
			SPA175	Coolant temperature sensor	E3	OE 012992783
SPA182			Coolant temperature sensor	E3	OE 01247070	
SAA103			Oil pressure switches	F1	OE 01252555	
1.9 CDTI (L48)	110	09/04 → 10/10	ATS20	Intake pressure sensor	A3	OE 01235029
			APS63	Intake pressure sensor	A3	OE 01247419
			SAC068	Camshaft sensor	B2	OE 01235268
			SAG133	Crankshaft sensor	B3	OE 01235129
			SAG276	Crankshaft sensor	B3	OE 01238113
			STS0031	Exhaust gas temperature sensor	C1	OE 55558578; Position: post-catalyst; Cable length: 1560
			STS0043	Exhaust gas temperature sensor	C1	OE 55190616; Position: in front of the catalyst; Cable length: 335
			SPS009	Exhaust gas pressure sensor	C2	OE 4709270
			SPS013	Exhaust gas pressure sensor	C2	OE 1247419
			SPA177	Coolant temperature sensor	E3	OE 01338040
	88	06/04 → 10/10	SAA101	Oil pressure switches	F1	OE 04708758
			APS49	Fuel pressure sensor	F2	OE 055564170
			ATS20	Intake pressure sensor	A3	OE 01235029
			APS63	Intake pressure sensor	A3	OE 01247419
			SAC088	Camshaft sensor	B2	OE 06235667
			SAG276	Crankshaft sensor	B3	OE 01238113
			STS0031	Exhaust gas temperature sensor	C1	OE 55558578; Position: post-catalyst; Cable length: 1560
			STS0043	Exhaust gas temperature sensor	C1	OE 55190616; Position: in front of the catalyst; Cable length: 335
			SPS009	Exhaust gas pressure sensor	C2	OE 4709270
			SPS013	Exhaust gas pressure sensor	C2	OE 1247419
1.9 CDTI 16V (L48)	88	04/04 → 10/10	SPA177	Coolant temperature sensor	E3	OE 01338040
			SAA101	Oil pressure switches	F1	OE 04708758
			APS49	Fuel pressure sensor	F2	OE 055564170
			APS134	Fuel pressure sensor	F2	OE 093177365
			ATS20	Intake pressure sensor	A3	OE 01235029
			APS63	Intake pressure sensor	A3	OE 01247419
			SAC068	Camshaft sensor	B2	OE 01235268
			SAG133	Crankshaft sensor	B3	OE 01235129
			SAG276	Crankshaft sensor	B3	OE 01238113
			STS0031	Exhaust gas temperature sensor	C1	OE 55558578; Position: post-catalyst; Cable length: 1560
STS0043	Exhaust gas temperature sensor	C1	OE 55190616; Position: in front of the catalyst; Cable length: 335			
SPS009	Exhaust gas pressure sensor	C2	OE 4709270			

	KW			DESCRIPTION	TYPE	
OPEL						
ASTRA H (A04)						
1.9 CDTI 16V (L48)	88	04/04 → 10/10	SPS013	Exhaust gas pressure sensor	C2	OE 1247419
			SPA177	Coolant temperature sensor	E3	OE 01338040
			SAA101	Oil pressure switches	F1	OE 04708758
			APS49	Fuel pressure sensor	F2	OE 055564170
			APS134	Fuel pressure sensor	F2	OE 093177365
2.0 Turbo (L48)	125	03/04 → 10/10	SAC035	Camshaft sensor	B2	OE 01238749
			SAG057	Crankshaft sensor	B3	OE 01238241
	147	09/04 → 10/10	SAC035	Camshaft sensor	B2	OE 01238749
			SAG057	Crankshaft sensor	B3	OE 01238241
	177	03/05 → 10/10	SAC035	Camshaft sensor	B2	OE 01238749
			SAG057	Crankshaft sensor	B3	OE 01238241
ASTRA H GTC (A04)						
1.3 CDTI (L08)	66	04/05 → 10/10	ATS20	Intake pressure sensor	A3	OE 01235029
			SAC093	Camshaft sensor	B2	OE 01235269
			SAG025	Crankshaft sensor	B3	OE 01247679
			SAG276	Crankshaft sensor	B3	OE 01238113
			SPS009	Exhaust gas pressure sensor	C2	OE 4709270
			SPA177	Coolant temperature sensor	E3	OE 01338040
			SAA101	Oil pressure switches	F1	OE 04708758
			APS49	Fuel pressure sensor	F2	OE 055564170
			APS134	Fuel pressure sensor	F2	OE 093177365
1.4 (L08)	66	03/05 → 10/10	SAD025	Knock sensor	B1	OE 01236006
			SAD026	Knock sensor	B1	OE 01247489
			SAC092	Camshaft sensor	B2	OE 01247810
			SAC121	Camshaft sensor	B2	OE 06238110
			SAG019	Crankshaft sensor	B3	OE 06238095
			SAG276	Crankshaft sensor	B3	OE 01238113
			SPA103	Coolant temperature sensor	E3	OE 01338418
			SPA171	Coolant temperature sensor	E3	OE 01342567
			SAA103	Oil pressure switches	F1	OE 01252555
1.6 (L08)	77	03/05 → 10/10	ATS17	Air temperature sensor	A1	OE 012129596
			APS44	Intake pressure sensor	A3	OE 01235046
			SAC057	Camshaft sensor	B2	OE 06238282
			SAG020	Crankshaft sensor	B3	OE 010456604
			SAG276	Crankshaft sensor	B3	OE 01238113
			SPA103	Coolant temperature sensor	E3	OE 01338418
			SPA171	Coolant temperature sensor	E3	OE 01342567
	85	12/06 → 10/10	SAA103	Oil pressure switches	F1	OE 01252555
			ATS17	Air temperature sensor	A1	OE 012129596
			APS84	Intake pressure sensor	A3	OE 01238394
			SAD033	Knock sensor	B1	OE 055353316
			SAC062	Camshaft sensor	B2	OE 01247862
			SAG223	Crankshaft sensor	B3	OE 05555806
			SAG276	Crankshaft sensor	B3	OE 01238113
1.7 CDTi (L08)	74	03/05 → 10/10	SPA175	Coolant temperature sensor	E3	OE 012992783
			SPA182	Coolant temperature sensor	E3	OE 01247070
			SAA103	Oil pressure switches	F1	OE 01252555
			APS43	Intake pressure sensor	A3	OE 01247049
			SAC068	Camshaft sensor	B2	OE 01235268
			SAC094	Camshaft sensor	B2	OE 06235604
			SAG174	Crankshaft sensor	B3	OE 06235607
SAG276	Crankshaft sensor	B3	OE 01238113			
SPA103	Coolant temperature sensor	E3	OE 01338418			
SPA171	Coolant temperature sensor	E3	OE 01342567			
SAA109	Oil pressure switches	F1	OE 01238452			

	kw			DESCRIPTION	TYPE	
OPEL						
ASTRA H GTC (A04)						
1.7 CDTi (L08)	74	03/05 → 10/10	APS53	Fuel pressure sensor	F2	OE 06335606
	81	02/07 → 10/10	APS113	Intake pressure sensor	A3	OE 06238678
			STS0107	Exhaust gas temperature sensor	C1	OE 55562433; Position: in front of the catalystr; Cable length: 550
			STS0143	Exhaust gas temperature sensor	C1	OE 55566086; Position: post-catalystr; Cable length: 1195
			STS0145	Exhaust gas temperature sensor	C1	OE 55566631; Position: for soot particulate filter; Cable length: 1185
			STS0149	Exhaust gas temperature sensor	C1	OE 55566621; Position: post-catalystr; Cable length: 1540
			SPS009	Exhaust gas pressure sensor	C2	OE 4709270
	SPA103	Coolant temperature sensor	E3	OE 01338418		
SPA171	Coolant temperature sensor	E3	OE 01342567			
1.9 CDTi (L08)	110	03/05 → 10/10	ATS10	Air temperature sensor	A1	OE 01238244
			ATS20	Intake pressure sensor	A3	OE 01235029
			APS63	Intake pressure sensor	A3	OE 01247419
			SAC068	Camshaft sensor	B2	OE 01235268
			SAG133	Crankshaft sensor	B3	OE 01235129
			SAG276	Crankshaft sensor	B3	OE 01238113
			STS0031	Exhaust gas temperature sensor	C1	OE 55558578; Position: post-catalystr; Cable length: 1560
			STS0043	Exhaust gas temperature sensor	C1	OE 55190616; Position: in front of the catalystr; Cable length: 335
			SPS009	Exhaust gas pressure sensor	C2	OE 4709270
			SPS013	Exhaust gas pressure sensor	C2	OE 1247419
			SPA177	Coolant temperature sensor	E3	OE 01338040
			SAA101	Oil pressure switches	F1	OE 04708758
	APS49	Fuel pressure sensor	F2	OE 055564170		
	APS134	Fuel pressure sensor	F2	OE 093177365		
	88	09/05 → 10/10	ATS20	Intake pressure sensor	A3	OE 01235029
			APS63	Intake pressure sensor	A3	OE 01247419
			SAC088	Camshaft sensor	B2	OE 06235667
			SAG276	Crankshaft sensor	B3	OE 01238113
STS0031			Exhaust gas temperature sensor	C1	OE 55558578; Position: post-catalystr; Cable length: 1560	
STS0043			Exhaust gas temperature sensor	C1	OE 55190616; Position: in front of the catalystr; Cable length: 335	
SPS001			Exhaust gas pressure sensor	C2	OE 04709270; Replaced by SPS009	
SPS009			Exhaust gas pressure sensor	C2	OE 4709270	
SPS013			Exhaust gas pressure sensor	C2	OE 1247419	
SPA177			Coolant temperature sensor	E3	OE 01338040	
SAA101			Oil pressure switches	F1	OE 04708758	
APS49			Fuel pressure sensor	F2	OE 055564170	
APS134	Fuel pressure sensor	F2	OE 093177365			
1.9 CDTi 16V (L08)	88	03/05 → 10/10	ATS10	Air temperature sensor	A1	OE 01238244
			ATS20	Intake pressure sensor	A3	OE 01235029
			APS63	Intake pressure sensor	A3	OE 01247419
			SAC068	Camshaft sensor	B2	OE 01235268
			SAG133	Crankshaft sensor	B3	OE 01235129
			SAG276	Crankshaft sensor	B3	OE 01238113
			STS0031	Exhaust gas temperature sensor	C1	OE 55558578; Position: post-catalystr; Cable length: 1560
			STS0043	Exhaust gas temperature sensor	C1	OE 55190616; Position: in front of the catalystr; Cable length: 335
			SPS009	Exhaust gas pressure sensor	C2	OE 4709270

	KW			DESCRIPTION	TYPE	
OPEL						
ASTRA H GTC (A04)						
1.9 CDTi 16V (L08)	88	03/05 → 10/10	SPS013	Exhaust gas pressure sensor	C2	OE 1247419
			SPA177	Coolant temperature sensor	E3	OE 01338040
			SAA101	Oil pressure switches	F1	OE 04708758
			APS49	Fuel pressure sensor	F2	OE 055564170
			APS134	Fuel pressure sensor	F2	OE 093177365
2.0 Turbo (L08)	147	03/05 → 10/10	SAC035	Camshaft sensor	B2	OE 01238749
			SAG057	Crankshaft sensor	B3	OE 01238241
	125	03/05 → 10/10	SAC035	Camshaft sensor	B2	OE 01238749
			SAG057	Crankshaft sensor	B3	OE 01238241
	177	08/05 → 10/10	SAC035	Camshaft sensor	B2	OE 01238749
			SAG057	Crankshaft sensor	B3	OE 01238241
ASTRA H Station wagon (A04)						
1.3 CDTi (L35)	66	08/05 → 10/10	ATS20	Intake pressure sensor	A3	OE 01235029
			SAC093	Camshaft sensor	B2	OE 01235269
			SAG025	Crankshaft sensor	B3	OE 01247679
			SAG276	Crankshaft sensor	B3	OE 01238113
			SPS009	Exhaust gas pressure sensor	C2	OE 4709270
			SPA177	Coolant temperature sensor	E3	OE 01338040
			SAA101	Oil pressure switches	F1	OE 04708758
			APS49	Fuel pressure sensor	F2	OE 055564170
			APS134	Fuel pressure sensor	F2	OE 093177365
1.4 (L35)	66	08/04 → 10/10	SAD025	Knock sensor	B1	OE 01236006
			SAD026	Knock sensor	B1	OE 01247489
			SAC092	Camshaft sensor	B2	OE 01247810
			SAC121	Camshaft sensor	B2	OE 06238110
			SAG019	Crankshaft sensor	B3	OE 06238095
			SAG276	Crankshaft sensor	B3	OE 01238113
			SPA103	Coolant temperature sensor	E3	OE 01338418
			SPA171	Coolant temperature sensor	E3	OE 01342567
			SAA103	Oil pressure switches	F1	OE 01252555
1.6 (L35)	77	08/04 → 10/10	ATS17	Air temperature sensor	A1	OE 012129596
			APS44	Intake pressure sensor	A3	OE 01235046
			APS100	Intake pressure sensor	A3	OE 01235060
			SAC057	Camshaft sensor	B2	OE 06238282
			SAG020	Crankshaft sensor	B3	OE 010456604
			SAG276	Crankshaft sensor	B3	OE 01238113
			SPA103	Coolant temperature sensor	E3	OE 01338418
			SPA171	Coolant temperature sensor	E3	OE 01342567
	85	12/06 → 05/14	SAA103	Oil pressure switches	F1	OE 01252555
			ATS17	Air temperature sensor	A1	OE 012129596
1.7 CDTi (L35)	74	08/04 → 10/10	APS43	Intake pressure sensor	A3	OE 01247049
			SAC068	Camshaft sensor	B2	OE 01235268
			SAC094	Camshaft sensor	B2	OE 06235604
			SAG174	Crankshaft sensor	B3	OE 06235607
			SAG276	Crankshaft sensor	B3	OE 01238113
			SPA103	Coolant temperature sensor	E3	OE 01338418

	kw			DESCRIPTION	TYPE	
OPEL						
ASTRA H Station wagon (A04)						
1.7 CDTI (L35)	74	08/04 → 10/10	SPA171	Coolant temperature sensor	E3	OE 01342567
			SAA109	Oil pressure switches	F1	OE 01238452
			APS53	Fuel pressure sensor	F2	OE 06335606
	81	02/07 → 05/14	APS113	Intake pressure sensor	A3	OE 06238678
			STS0107	Exhaust gas temperature sensor	C1	OE 55562433; Position: in front of the catalyst; Cable length: 550
			STS0143	Exhaust gas temperature sensor	C1	OE 55566086; Position: post-catalyst; Cable length: 1195
			STS0145	Exhaust gas temperature sensor	C1	OE 55566631; Position: for soot particulate filter; Cable length: 1185
			STS0149	Exhaust gas temperature sensor	C1	OE 55566621; Position: post-catalyst; Cable length: 1540
			SPS009	Exhaust gas pressure sensor	C2	OE 4709270
			SPA103	Coolant temperature sensor	E3	OE 01338418
			SPA171	Coolant temperature sensor	E3	OE 01342567
	92	02/07 → 05/14	APS113	Intake pressure sensor	A3	OE 06238678
			SAG276	Crankshaft sensor	B3	OE 01238113
			STS0107	Exhaust gas temperature sensor	C1	OE 55562433; Position: in front of the catalyst; Cable length: 550
			STS0143	Exhaust gas temperature sensor	C1	OE 55566086; Position: post-catalyst; Cable length: 1195
			STS0145	Exhaust gas temperature sensor	C1	OE 55566631; Position: for soot particulate filter; Cable length: 1185
			STS0149	Exhaust gas temperature sensor	C1	OE 55566621; Position: post-catalyst; Cable length: 1540
			SPS001	Exhaust gas pressure sensor	C2	OE 04709270; Replaced by SPS009
			SPS009	Exhaust gas pressure sensor	C2	OE 4709270
			SPA103	Coolant temperature sensor	E3	OE 01338418
SPA171	Coolant temperature sensor	E3	OE 01342567			
1.8 (L35)	92	08/04 → 10/10	SAD007	Knock sensor	B1	OE 06238181
			SAC071	Camshaft sensor	B2	OE 01238425
			SAG120	Crankshaft sensor	B3	OE 01238223
			SAG276	Crankshaft sensor	B3	OE 01238113
			SPA175	Coolant temperature sensor	E3	OE 012992783
			SAA101	Oil pressure switches	F1	OE 04708758
	103	08/05 → 05/14	ATS17	Air temperature sensor	A1	OE 012129596
			APS84	Intake pressure sensor	A3	OE 01238394
			SAD028	Knock sensor	B1	Flange, hole diameter [mm]: 8
			SAD033	Knock sensor	B1	OE 055353316
			SAC062	Camshaft sensor	B2	OE 01247862
			SAG223	Crankshaft sensor	B3	OE 055555806
			SAG276	Crankshaft sensor	B3	OE 01238113
			SPA175	Coolant temperature sensor	E3	OE 012992783
SPA182	Coolant temperature sensor	E3	OE 01247070			
SAA103	Oil pressure switches	F1	OE 01252555			
1.9 CDTI (L35)	110	09/04 → 10/10	ATS20	Intake pressure sensor	A3	OE 01235029
			APS63	Intake pressure sensor	A3	OE 01247419
			SAC068	Camshaft sensor	B2	OE 01235268
			SAG133	Crankshaft sensor	B3	OE 01235129
			SAG276	Crankshaft sensor	B3	OE 01238113
			STS0031	Exhaust gas temperature sensor	C1	OE 55558578; Position: post-catalyst; Cable length: 1560
			STS0043	Exhaust gas temperature sensor	C1	OE 55190616; Position: in front of the catalyst; Cable length: 335
			SPS001	Exhaust gas pressure sensor	C2	OE 04709270; Replaced by SPS009

			KW			DESCRIPTION	TYPE		
OPEL									
ASTRA H Station wagon (A04)									
1.9 CDTI (L35)	110	09/04 → 10/10	SPS009	Exhaust gas pressure sensor	C2	OE 4709270			
			SPS013	Exhaust gas pressure sensor	C2	OE 1247419			
			SPA177	Coolant temperature sensor	E3	OE 01338040			
			SAA101	Oil pressure switches	F1	OE 04708758			
			APS49	Fuel pressure sensor	F2	OE 055564170			
	88	09/05 → 10/10	ATS20	Intake pressure sensor	A3	OE 01235029			
			APS63	Intake pressure sensor	A3	OE 01247419			
			SAC088	Camshaft sensor	B2	OE 06235667			
			SAG276	Crankshaft sensor	B3	OE 01238113			
			STS0031	Exhaust gas temperature sensor	C1	OE 55558578; Position: post-catalyst; Cable length: 1560			
			STS0043	Exhaust gas temperature sensor	C1	OE 55190616; Position: in front of the catalyst; Cable length: 335			
			SPS001	Exhaust gas pressure sensor	C2	OE 04709270; Replaced by SPS009			
			SPS009	Exhaust gas pressure sensor	C2	OE 4709270			
			SPS013	Exhaust gas pressure sensor	C2	OE 1247419			
			SPA177	Coolant temperature sensor	E3	OE 01338040			
			SAA101	Oil pressure switches	F1	OE 04708758			
			APS49	Fuel pressure sensor	F2	OE 055564170			
			APS134	Fuel pressure sensor	F2	OE 093177365			
	74	09/05 → 10/10	ATS20	Intake pressure sensor	A3	OE 01235029			
			APS63	Intake pressure sensor	A3	OE 01247419			
			SAC068	Camshaft sensor	B2	OE 01235268			
			SAC088	Camshaft sensor	B2	OE 06235667			
			STS0031	Exhaust gas temperature sensor	C1	OE 55558578; Position: post-catalyst; Cable length: 1560			
			STS0043	Exhaust gas temperature sensor	C1	OE 55190616; Position: in front of the catalyst; Cable length: 335			
			SPS001	Exhaust gas pressure sensor	C2	OE 04709270; Replaced by SPS009			
			SPS009	Exhaust gas pressure sensor	C2	OE 4709270			
			SPS013	Exhaust gas pressure sensor	C2	OE 1247419			
			SPA177	Coolant temperature sensor	E3	OE 01338040			
			SAA101	Oil pressure switches	F1	OE 04708758			
			APS49	Fuel pressure sensor	F2	OE 055564170			
			APS134	Fuel pressure sensor	F2	OE 093177365			
			1.9 CDTI 16V (L35)	88	08/04 → 10/10	ATS20	Intake pressure sensor	A3	OE 01235029
						APS63	Intake pressure sensor	A3	OE 01247419
SAC068	Camshaft sensor	B2				OE 01235268			
SAG133	Crankshaft sensor	B3				OE 01235129			
SAG276	Crankshaft sensor	B3				OE 01238113			
STS0031	Exhaust gas temperature sensor	C1				OE 55558578; Position: post-catalyst; Cable length: 1560			
STS0043	Exhaust gas temperature sensor	C1				OE 55190616; Position: in front of the catalyst; Cable length: 335			
SPS001	Exhaust gas pressure sensor	C2				OE 04709270; Replaced by SPS009			
SPS009	Exhaust gas pressure sensor	C2				OE 4709270			
SPS013	Exhaust gas pressure sensor	C2				OE 1247419			
SPA177	Coolant temperature sensor	E3				OE 01338040			
SAA101	Oil pressure switches	F1				OE 04708758			
APS49	Fuel pressure sensor	F2				OE 055564170			
APS134	Fuel pressure sensor	F2	OE 093177365						
2.0 Turbo (L35)	125	08/04 → 10/10	SAC035	Camshaft sensor	B2	OE 01238749			
			SAG057	Crankshaft sensor	B3	OE 01238241			
	147	09/04 → 10/10	SAC035	Camshaft sensor	B2	OE 01238749			
			SAG057	Crankshaft sensor	B3	OE 01238241			

	kW			DESCRIPTION	TYPE	
OPEL						
ASTRA H TwinTop (A04)						
1.8 (L67)	103	09/05 → 10/10	ATS17	Air temperature sensor	A1	OE 012129596
			APS84	Intake pressure sensor	A3	OE 01238394
			SAD028	Knock sensor	B1	Flange, hole diameter [mm]: 8
			SAD033	Knock sensor	B1	OE 055353316
			SAC062	Camshaft sensor	B2	OE 01247862
			SAG223	Crankshaft sensor	B3	OE 055555806
			SAG276	Crankshaft sensor	B3	OE 01238113
			SPA175	Coolant temperature sensor	E3	OE 012992783
			SPA182	Coolant temperature sensor	E3	OE 01247070
1.9 CDTi (L67)	110	09/05 → 10/10	SAA103	Oil pressure switches	F1	OE 01252555
			ATS10	Air temperature sensor	A1	OE 01238244
			SAC068	Camshaft sensor	B2	OE 01235268
			SAG133	Crankshaft sensor	B3	OE 01235129
			SAG276	Crankshaft sensor	B3	OE 01238113
			STS0031	Exhaust gas temperature sensor	C1	OE 55558578; Position: post-catalyst; Cable length: 1560
			STS0043	Exhaust gas temperature sensor	C1	OE 55190616; Position: in front of the catalyst; Cable length: 335
			SPS001	Exhaust gas pressure sensor	C2	OE 04709270; Replaced by SPS009
			SPS009	Exhaust gas pressure sensor	C2	OE 4709270
			SPS013	Exhaust gas pressure sensor	C2	OE 1247419
			SPA177	Coolant temperature sensor	E3	OE 01338040
			SAA101	Oil pressure switches	F1	OE 04708758
			APS49	Fuel pressure sensor	F2	OE 055564170
APS134	Fuel pressure sensor	F2	OE 093177365			
2.0 Turbo (L67)	125	09/05 → 10/10	SAC035	Camshaft sensor	B2	OE 01238749
			SAG057	Crankshaft sensor	B3	OE 01238241
	147	09/05 → 10/10	SAC035	Camshaft sensor	B2	OE 01238749
			SAG057	Crankshaft sensor	B3	OE 01238241
ASTRA J (P10)						
1.4 (68)	74	12/09 → 10/15	APS100	Intake pressure sensor	A3	OE 01235060
			SAD025	Knock sensor	B1	OE 01236006
			SAC109	Camshaft sensor	B2	OE 01237183
			SPA182	Coolant temperature sensor	E3	OE 01247070
			SAA103	Oil pressure switches	F1	OE 01252555
1.4 Turbo (68)	88	10/10 → 10/15	ATS10	Air temperature sensor	A1	OE 01238244
			ATS20	Intake pressure sensor	A3	OE 01235029
			APS100	Intake pressure sensor	A3	OE 01235060
			APS105	Intake pressure sensor	A3	OE 01238269
			SAD025	Knock sensor	B1	OE 01236006
			SAC109	Camshaft sensor	B2	OE 01237183
			SAA103	Oil pressure switches	F1	OE 01252555
	103	12/09 → 10/15	ATS10	Air temperature sensor	A1	OE 01238244
			ATS20	Intake pressure sensor	A3	OE 01235029
			APS100	Intake pressure sensor	A3	OE 01235060
			APS105	Intake pressure sensor	A3	OE 01238269
			SAD025	Knock sensor	B1	OE 01236006
			SAC109	Camshaft sensor	B2	OE 01237183
			SPA182	Coolant temperature sensor	E3	OE 01247070
1.6 (68)	85	12/09 → 10/15	SAA103	Oil pressure switches	F1	OE 01252555
			APS100	Intake pressure sensor	A3	OE 01235060
			SAG228	Crankshaft sensor	B3	OE 055567243
			SPA182	Coolant temperature sensor	E3	OE 01247070
			SAA103	Oil pressure switches	F1	OE 01252555








	KW			DESCRIPTION	TYPE	
OPEL						
ASTRA J (P10)						
1.7 CDTI (68)	81	09/09 → 10/15	ATS20	Intake pressure sensor	A3	OE 01235029
			APS113	Intake pressure sensor	A3	OE 06238678
			SAC109	Camshaft sensor	B2	OE 01237183
			STS0197	Exhaust gas temperature sensor	C1	OE 55578799; Position: post-catalyst; Cable length: 1190
			STS0209	Exhaust gas temperature sensor	C1	OE 55574183; Position: in front of the catalyst; Cable length: 450
			STS0221	Exhaust gas temperature sensor	C1	OE 55571362; Position: in front of the catalyst; Cable length: 504
	92	12/09 → 10/15	SPS009	Exhaust gas pressure sensor	C2	OE 4709270
			SPA103	Coolant temperature sensor	E3	OE 01338418
			SPA171	Coolant temperature sensor	E3	OE 01342567
			APS113	Intake pressure sensor	A3	OE 06238678
2.0 CDTI (68)	118	09/09 → 10/15	APS25	Intake pressure sensor	A3	OE 055206797
			ATS20	Intake pressure sensor	A3	OE 01235029
			SAC068	Camshaft sensor	B2	OE 01235268
			STS0047	Exhaust gas temperature sensor	C1	OE 55489472; Position: in front of the catalyst; Cable length: 280
			SPS009	Exhaust gas pressure sensor	C2	OE 4709270
			SPA103	Coolant temperature sensor	E3	OE 01338418
			SPA171	Coolant temperature sensor	E3	OE 01342567
			SAA101	Oil pressure switches	F1	OE 04708758
			APS49	Fuel pressure sensor	F2	OE 055564170
ASTRA J GTC						
1.4 (08)	103	10/11 →	ATS20	Intake pressure sensor	A3	OE 01235029
			APS100	Intake pressure sensor	A3	OE 01235060
			APS105	Intake pressure sensor	A3	OE 01238269
			SAD025	Knock sensor	B1	OE 01236006
			SAC109	Camshaft sensor	B2	OE 01237183
			SAG227	Crankshaft sensor	B3	OE 1238268
			SAA103	Oil pressure switches	F1	OE 01252555
1.7 CDTI (08)	81	10/11 → 10/15	ATS20	Intake pressure sensor	A3	OE 01235029
			APS113	Intake pressure sensor	A3	OE 06238678
			SAC109	Camshaft sensor	B2	OE 01237183
			STS0209	Exhaust gas temperature sensor	C1	OE 55574183; Position: in front of the catalyst; Cable length: 450
			STS0221	Exhaust gas temperature sensor	C1	OE 55571362; Position: in front of the catalyst; Cable length: 504
			SPS009	Exhaust gas pressure sensor	C2	OE 4709270
			SPA103	Coolant temperature sensor	E3	OE 01338418
ASTRA J Sports Tourer (P10)						
1.4 (35)	74	10/10 → 10/15	APS100	Intake pressure sensor	A3	OE 01235060
			SAD025	Knock sensor	B1	OE 01236006
			SAC109	Camshaft sensor	B2	OE 01237183
			SAA103	Oil pressure switches	F1	OE 01252555
1.4 LPG (35)	103	12/11 → 10/15	ATS10	Air temperature sensor	A1	OE 01238244
			ATS20	Intake pressure sensor	A3	OE 01235029
			APS100	Intake pressure sensor	A3	OE 01235060
			APS105	Intake pressure sensor	A3	OE 01238269
			SAD025	Knock sensor	B1	OE 01236006

	kW			DESCRIPTION	TYPE			
OPEL								
ASTRA J Sports Tourer (P10)								
1.4 LPG (35)	103	12/11 → 10/15	SAC109	Camshaft sensor	B2	OE 01237183		
			SAG227	Crankshaft sensor	B3	OE 1238268		
			SA A103	Oil pressure switches	F1	OE 01252555		
1.4 Turbo (35)	88	10/10 → 10/15	ATS10	Air temperature sensor	A1	OE 01238244		
			ATS20	Intake pressure sensor	A3	OE 01235029		
			APS100	Intake pressure sensor	A3	OE 01235060		
			APS105	Intake pressure sensor	A3	OE 01238269		
			SAD025	Knock sensor	B1	OE 01236006		
			SAC109	Camshaft sensor	B2	OE 01237183		
			SA A103	Oil pressure switches	F1	OE 01252555		
	103	10/10 → 10/15	ATS10	Air temperature sensor	A1	OE 01238244		
			ATS20	Intake pressure sensor	A3	OE 01235029		
			APS100	Intake pressure sensor	A3	OE 01235060		
			APS105	Intake pressure sensor	A3	OE 01238269		
			SAD025	Knock sensor	B1	OE 01236006		
			SAC109	Camshaft sensor	B2	OE 01237183		
			SAG227	Crankshaft sensor	B3	OE 1238268		
1.6 (35)	85	10/10 → 10/15	APS100	Intake pressure sensor	A3	OE 01235060		
			SAG228	Crankshaft sensor	B3	OE 055567243		
			SA A103	Oil pressure switches	F1	OE 01252555		
1.7 CDTI (35)	81	10/10 → 10/15	ATS20	Intake pressure sensor	A3	OE 01235029		
			APS113	Intake pressure sensor	A3	OE 06238678		
			SAC109	Camshaft sensor	B2	OE 01237183		
			STS0209	Exhaust gas temperature sensor	C1	OE 55574183; Position: in front of the catalyst; Cable length: 450		
			STS0221	Exhaust gas temperature sensor	C1	OE 55571362; Position: in front of the catalyst; Cable length: 504		
			SPS009	Exhaust gas pressure sensor	C2	OE 4709270		
			SPA103	Coolant temperature sensor	E3	OE 01338418		
	92	10/10 → 10/15	APS113	Intake pressure sensor	A3	OE 06238678		
			STS0221	Exhaust gas temperature sensor	C1	OE 55571362; Position: in front of the catalyst; Cable length: 504		
			SPS009	Exhaust gas pressure sensor	C2	OE 4709270		
			SPA103	Coolant temperature sensor	E3	OE 01338418		
			96	10/10 → 10/15	ATS20	Intake pressure sensor	A3	OE 01235029
					SAC109	Camshaft sensor	B2	OE 01237183
	STS0197	Exhaust gas temperature sensor			C1	OE 55578799; Position: post-catalyst; Cable length: 1190		
	STS0209	Exhaust gas temperature sensor			C1	OE 55574183; Position: in front of the catalyst; Cable length: 450		
2.0 CDTI (35)	118	10/10 → 10/15	SPS009	Exhaust gas pressure sensor	C2	OE 4709270		
			SPA103	Coolant temperature sensor	E3	OE 01338418		
			APS49	Fuel pressure sensor	F2	OE 055564170		
			APS25	Intake pressure sensor	A3	OE 055206797		
			ATS20	Intake pressure sensor	A3	OE 01235029		
			SAC068	Camshaft sensor	B2	OE 01235268		
			STS0047	Exhaust gas temperature sensor	C1	OE 55489472; Position: before soot particulate filter; Cable length: 280		
	121	08/11 → 10/15	SPS009	Exhaust gas pressure sensor	C2	OE 4709270		
			SPA103	Coolant temperature sensor	E3	OE 01338418		

	KW			DESCRIPTION	TYPE	
OPEL						
ASTRA J Sports Tourer (P10)						
2.0 CDTI (35)	121	08/11 → 10/15	STS0047	Exhaust gas temperature sensor	C1	OE 55489472; Position: in front of the catalyst; Cable length: 280
			SPS009	Exhaust gas pressure sensor	C2	OE 4709270
			SPA103	Coolant temperature sensor	E3	OE 01338418
			APS49	Fuel pressure sensor	F2	OE 055564170
ASTRA J Tre volumi						
1.6 (69)	85	09/12 →	APS100	Intake pressure sensor	A3	OE 01235060
		06/12 →	SAG228	Crankshaft sensor	B3	OE 055567243
CALIBRA A (C89)						
2.0 i (M07)	85	08/89 → 12/96	SAG093	Crankshaft sensor	B3	OE 01238358
2.0 i 16V (M07)	110	06/90 → 02/94	SAG093	Crankshaft sensor	B3	OE 01238358
			ATS12	Air temperature sensor	A1	OE 06238331
			SAC046	Camshaft sensor	B2	OE 09012039
			SAC061	Camshaft sensor	B2	OE 01238915
2.0 i 16V 4x4 (M07)	100	02/94 → 07/97	SAG107	Crankshaft sensor	B3	OE 01238228
			SAG093	Crankshaft sensor	B3	OE 01238358
			ATS12	Air temperature sensor	A1	OE 06238331
			SAC046	Camshaft sensor	B2	OE 09012039
2.0 i 16V 4x4 (M07)	110	06/90 → 02/94	SAC061	Camshaft sensor	B2	OE 01238915
			SAG107	Crankshaft sensor	B3	OE 01238228
			SAG093	Crankshaft sensor	B3	OE 01238358
			ATS12	Air temperature sensor	A1	OE 06238331
2.0 i 4x4 (M07)	85	06/90 → 07/97	SAG093	Crankshaft sensor	B3	OE 01238358
2.0 i Turbo 4x4 (M07)	150	08/91 → 07/97	SAG093	Crankshaft sensor	B3	OE 01238358
2.5 i V6 (M07)	125	04/93 → 07/97	SAC025	Camshaft sensor	B2	OE 06238350
COMBO Cassone / Furgonato / Promiscuo						
1.3 CDTI 16V	51	08/05 →	APS23	Intake pressure sensor	A3	OE 01235083
			SAC093	Camshaft sensor	B2	OE 01235269
			SAG025	Crankshaft sensor	B3	OE 01247679
			SAG276	Crankshaft sensor	B3	OE 01238113
			MWSS003	ABS sensor	D1	OE 01238236; Position: front axle left and right
			SPA177	Coolant temperature sensor	E3	OE 01338040
			SAA101	Oil pressure switches	F1	OE 04708758
			APS49	Fuel pressure sensor	F2	OE 055564170
	55	10/05 → 12/12	APS134	Fuel pressure sensor	F2	OE 093177365
			APS23	Intake pressure sensor	A3	OE 01235083
			SAC093	Camshaft sensor	B2	OE 01235269
			SAG025	Crankshaft sensor	B3	OE 01247679
			SAG276	Crankshaft sensor	B3	OE 01238113
			MWSS003	ABS sensor	D1	OE 01238236; Position: front axle left and right
1.7 CDTI 16V	74	12/04 →	SPA177	Coolant temperature sensor	E3	OE 01338040
			SAA101	Oil pressure switches	F1	OE 04708758
			APS49	Fuel pressure sensor	F2	OE 055564170
			SAG276	Crankshaft sensor	B3	OE 01238113
			MWSS003	ABS sensor	D1	OE 01238236; Position: front axle left and right
			SPA103	Coolant temperature sensor	E3	OE 01338418
			SPA171	Coolant temperature sensor	E3	OE 01342567
1.7 DI 16V	48	10/01 →	SAA109	Oil pressure switches	F1	OE 01238452
			APS53	Fuel pressure sensor	F2	OE 06335606
			APS43	Intake pressure sensor	A3	OE 01247049
			SAG117	Crankshaft sensor	B3	OE 06238153
1.7 DI 16V	48	10/01 →	SAG276	Crankshaft sensor	B3	OE 01238113
			MWSS003	ABS sensor	D1	OE 01238236; Position: front axle left and right
			SAG276	Crankshaft sensor	B3	OE 01238113

	kW			DESCRIPTION	TYPE	
OPEL						
COMBO Cassone / Furgonato / Promiscuo						
1.7 DI 16V	48	10/01 →	SPA174	Coolant temperature sensor	E3	OE 012146312
			SAA109	Oil pressure switches	F1	OE 01238452
1.7 DTI 16V	55	10/01 →	APS43	Intake pressure sensor	A3	OE 01247049
			SAG117	Crankshaft sensor	B3	OE 06238153
			SAG276	Crankshaft sensor	B3	OE 01238113
			MWSS003	ABS sensor	D1	OE 01238236; Position: front axle left and right
			SPA174	Coolant temperature sensor	E3	OE 012146312
			SAA109	Oil pressure switches	F1	OE 01238452
COMBO Cassone / Furgonato / Promiscuo (X12)						
1.3 CDTI (B05)	66	02/12 →	SAF001	Fuel water sensor	A4	OE 0836024
			SAC093	Camshaft sensor	B2	OE 01235269
			SPS013	Exhaust gas pressure sensor	C2	OE 1247419
			SPA146	Coolant temperature sensor	E3	OE 01338359
1.6 CDTI (B05)	77	02/12 →	SAF001	Fuel water sensor	A4	OE 0836024
			SAG080	Crankshaft sensor	B3	OE 01260496
			SPS013	Exhaust gas pressure sensor	C2	OE 1247419
			SPA175	Coolant temperature sensor	E3	OE 012992783
			APS49	Fuel pressure sensor	F2	OE 055564170
			APS134	Fuel pressure sensor	F2	OE 093177365
COMBO Tour						
1.4	66	10/04 → 12/11	ATS17	Air temperature sensor	A1	OE 012129596
			SAD025	Knock sensor	B1	OE 01236006
			SAD026	Knock sensor	B1	OE 01247489
			SAC092	Camshaft sensor	B2	OE 01247810
			SAC121	Camshaft sensor	B2	OE 06238110
			SAG019	Crankshaft sensor	B3	OE 06238095
			SAG276	Crankshaft sensor	B3	OE 01238113
			MWSS003	ABS sensor	D1	OE 01238236; Position: front axle left and right
			SPA103	Coolant temperature sensor	E3	OE 01338418
			SPA171	Coolant temperature sensor	E3	OE 01342567
1.7 CDTI 16V	74	07/04 → 12/11	SAA103	Oil pressure switches	F1	OE 01252555
			SAG276	Crankshaft sensor	B3	OE 01238113
			MWSS003	ABS sensor	D1	OE 01238236; Position: front axle left and right
			SPA103	Coolant temperature sensor	E3	OE 01338418
			SPA171	Coolant temperature sensor	E3	OE 01342567
			SAA109	Oil pressure switches	F1	OE 01238452
CORSA A 2 volumi /Coda spiovente (S83)						
1.6 GSI (F08, M08, F68, M68)	74	05/88 → 03/92	SVF012	Throttle position sensors	A2	OE 0826288
1.6 GSI Cat (F08, M08, F68, M68)	74	02/92 → 03/93	SVF012	Throttle position sensors	A2	OE 0826288
CORSA B (S93)						
1.2 i 16V (F08, F68, M68)	48	03/98 → 09/00	SVF016	Throttle position sensors	A2	OE 05826473
			SAD026	Knock sensor	B1	OE 01247489
			SAC121	Camshaft sensor	B2	OE 06238110
			SAG019	Crankshaft sensor	B3	OE 06238095
			SAG206	Crankshaft sensor	B3	OE 01236304
			SAG276	Crankshaft sensor	B3	OE 01238113
			MWSS033	ABS sensor	D1	OE 01238917; Position: rear axle left and right
			MWSS034	ABS sensor	D1	OE 01238918; Position: front axle left and right

	KW			DESCRIPTION	TYPE			
OPEL								
CORSA B (S93)								
1.2 i 16V (F08, F68, M68)	48	03/98 → 09/00	SPA103	Coolant temperature sensor	E3	OE 01338418		
			SPA171	Coolant temperature sensor	E3	OE 01342567		
			SAA103	Oil pressure switches	F1	OE 01252555		
CORSA C (X01)								
1.0 (F08, F68)	43	09/00 → 06/03	SAD026	Knock sensor	B1	OE 01247489		
			SAC092	Camshaft sensor	B2	OE 01247810		
			SAC121	Camshaft sensor	B2	OE 06238110		
			SAG019	Crankshaft sensor	B3	OE 06238095		
			SAG276	Crankshaft sensor	B3	OE 01238113		
			MWSS003	ABS sensor	D1	OE 01238236; Position: front axle left and right		
			SPA103	Coolant temperature sensor	E3	OE 01338418		
			SPA171	Coolant temperature sensor	E3	OE 01342567		
			SAA103	Oil pressure switches	F1	OE 01252555		
	44	06/03 → 12/09	SAD025	Knock sensor	B1	OE 01236006		
			SAD026	Knock sensor	B1	OE 01247489		
			SAC092	Camshaft sensor	B2	OE 01247810		
			SAC121	Camshaft sensor	B2	OE 06238110		
			SAG019	Crankshaft sensor	B3	OE 06238095		
			SAG276	Crankshaft sensor	B3	OE 01238113		
			MWSS003	ABS sensor	D1	OE 01238236; Position: front axle left and right		
			SPA103	Coolant temperature sensor	E3	OE 01338418		
			SPA171	Coolant temperature sensor	E3	OE 01342567		
1.2 (F08, F68)	55	09/00 → 12/09	SAD026	Knock sensor	B1	OE 01247489		
			SAC092	Camshaft sensor	B2	OE 01247810		
			SAC121	Camshaft sensor	B2	OE 06238110		
		09/00 → 06/04	SAG019	Crankshaft sensor	B3	OE 06238095		
			SAG276	Crankshaft sensor	B3	OE 01238113		
			09/00 → 12/09	MWSS003	ABS sensor	D1	OE 01238236; Position: front axle left and right	
	SPA103	Coolant temperature sensor		E3	OE 01338418			
	SPA171	Coolant temperature sensor		E3	OE 01342567			
	SAA103	Oil pressure switches		F1	OE 01252555			
	1.2 Twinport (F08, F68)	59		07/04 → 12/09	ATS17	Air temperature sensor	A1	OE 012129596
					SAD025	Knock sensor	B1	OE 01236006
			SAD026		Knock sensor	B1	OE 01247489	
SAC092			Camshaft sensor		B2	OE 01247810		
SAC121			Camshaft sensor		B2	OE 06238110		
SAG019			Crankshaft sensor		B3	OE 06238095		
SAG276			Crankshaft sensor		B3	OE 01238113		
MWSS003			ABS sensor		D1	OE 01238236; Position: front axle left and right		
SPA103			Coolant temperature sensor		E3	OE 01338418		
SPA171			Coolant temperature sensor		E3	OE 01342567		
SAA103			Oil pressure switches		F1	OE 01252555		
1.3 CDTI (F08, F68)			51		06/03 → 12/09	APS23	Intake pressure sensor	A3
	SAC093	Camshaft sensor		B2		OE 01235269		
	SAG025	Crankshaft sensor		B3		OE 01247679		
	SAG276	Crankshaft sensor		B3		OE 01238113		
	MWSS003	ABS sensor		D1		OE 01238236; Position: front axle left and right		
	SPA177	Coolant temperature sensor		E3		OE 01338040		
	SAA101	Oil pressure switches		F1		OE 04708758		

  				DESCRIPTION	TYPE	
OPEL						
CORSA C (X01)						
1.3 CDTI (F08, F68)	51	06/03 → 12/09	APS49	Fuel pressure sensor	F2	OE 055564170
			APS134	Fuel pressure sensor	F2	OE 093177365
1.4 (F08, F68)	66	09/00 → 12/09	ATS17	Air temperature sensor	A1	OE 012129596
			APS44	Intake pressure sensor	A3	OE 01235046
			SAD027	Knock sensor	B1	OE 010456240
			SAC080	Camshaft sensor	B2	OE 010456585
			SAG020	Crankshaft sensor	B3	OE 010456604
			SAG276	Crankshaft sensor	B3	OE 01238113
			MWSS003	ABS sensor	D1	OE 01238236; Position: front axle left and right
			SPA103	Coolant temperature sensor	E3	OE 01338418
			SPA171	Coolant temperature sensor	E3	OE 01342567
			SAA101	Oil pressure switches	F1	OE 04708758
1.4 Twinport (F08, F68)	66	06/03 → 12/09	ATS17	Air temperature sensor	A1	OE 012129596
			SAD025	Knock sensor	B1	OE 01236006
			SAD026	Knock sensor	B1	OE 01247489
			SAC092	Camshaft sensor	B2	OE 01247810
			SAC121	Camshaft sensor	B2	OE 06238110
			SAG019	Crankshaft sensor	B3	OE 06238095
			SAG276	Crankshaft sensor	B3	OE 01238113
			MWSS003	ABS sensor	D1	OE 01238236; Position: front axle left and right
			SPA103	Coolant temperature sensor	E3	OE 01338418
			SPA171	Coolant temperature sensor	E3	OE 01342567
SAA103	Oil pressure switches	F1	OE 01252555			
1.7 CDTI (F08, F68)	74	06/03 → 12/09	APS43	Intake pressure sensor	A3	OE 01247049
			APS44	Intake pressure sensor	A3	OE 01235046
			SAG276	Crankshaft sensor	B3	OE 01238113
			MWSS003	ABS sensor	D1	OE 01238236; Position: front axle left and right
			SPA103	Coolant temperature sensor	E3	OE 01338418
			SPA171	Coolant temperature sensor	E3	OE 01342567
			SAA109	Oil pressure switches	F1	OE 01238452
APS53	Fuel pressure sensor	F2	OE 06335606			
1.7 DI (F08, F68)	48	09/00 → 12/09	APS44	Intake pressure sensor	A3	OE 01235046
			SAG117	Crankshaft sensor	B3	OE 06238153
			SAG276	Crankshaft sensor	B3	OE 01238113
			MWSS003	ABS sensor	D1	OE 01238236; Position: front axle left and right
			SPA174	Coolant temperature sensor	E3	OE 012146312
			SAA109	Oil pressure switches	F1	OE 01238452
1.7 DTI (F08, F68)	55	09/00 → 12/09	APS44	Intake pressure sensor	A3	OE 01235046
			SAG117	Crankshaft sensor	B3	OE 06238153
			SAG276	Crankshaft sensor	B3	OE 01238113
			MWSS003	ABS sensor	D1	OE 01238236; Position: front axle left and right
			SPA174	Coolant temperature sensor	E3	OE 012146312
			SAA109	Oil pressure switches	F1	OE 01238452
CORSA D (S07)						
1.0 (L08, L68)	48	12/09 → 08/14	APS100	Intake pressure sensor	A3	OE 01235060
			SAD025	Knock sensor	B1	OE 01236006
			SAG276	Crankshaft sensor	B3	OE 01238113
			MWSS018	ABS sensor	D1	OE 01229098; Position: rear axle left and right

			KW			DESCRIPTION	TYPE	
OPEL								
CORSA D (S07)								
1.0 (L08, L68)	48	12/09 → 08/14	MWSS098	ABS sensor	D1	OE 01238399; Position: front axle left and right		
			MWSS099	ABS sensor	D1	OE 01229099; Position: rear axle left and right		
			SPA103	Coolant temperature sensor	E3	OE 01338418		
			SAA103	Oil pressure switches	F1	OE 01252555		
	44	07/06 → 12/10	ATS17	Air temperature sensor	A1	OE 012129596		
			APS111	Intake pressure sensor	A3	OE 012575467		
			SAD025	Knock sensor	B1	OE 01236006		
			SAD026	Knock sensor	B1	OE 01247489		
			SAC092	Camshaft sensor	B2	OE 01247810		
			SAG276	Crankshaft sensor	B3	OE 01238113		
			MWSS018	ABS sensor	D1	OE 01229098; Position: rear axle left and right		
			MWSS098	ABS sensor	D1	OE 01238399; Position: front axle left and right		
			MWSS099	ABS sensor	D1	OE 01229099; Position: rear axle left and right		
			SPA103	Coolant temperature sensor	E3	OE 01338418		
SPA171	Coolant temperature sensor	E3	OE 01342567					
SAA103	Oil pressure switches	F1	OE 01252555					
1.2 (L08, L68)	59	07/06 → 08/14	ATS17	Air temperature sensor	A1	OE 012129596		
			APS111	Intake pressure sensor	A3	OE 012575467		
			SAD025	Knock sensor	B1	OE 01236006		
			SAD026	Knock sensor	B1	OE 01247489		
			SAC092	Camshaft sensor	B2	OE 01247810		
			SAG276	Crankshaft sensor	B3	OE 01238113		
			MWSS018	ABS sensor	D1	OE 01229098; Position: rear axle left and right		
			MWSS098	ABS sensor	D1	OE 01238399; Position: front axle left and right		
			MWSS099	ABS sensor	D1	OE 01229099; Position: rear axle left and right		
			SPA103	Coolant temperature sensor	E3	OE 01338418		
			SPA171	Coolant temperature sensor	E3	OE 01342567		
			SAA103	Oil pressure switches	F1	OE 01252555		
	51	12/09 → 08/14	ATS17	Air temperature sensor	A1	OE 012129596		
			APS100	Intake pressure sensor	A3	OE 01235060		
			SAD025	Knock sensor	B1	OE 01236006		
			SAC109	Camshaft sensor	B2	OE 01237183		
			SAG276	Crankshaft sensor	B3	OE 01238113		
			MWSS018	ABS sensor	D1	OE 01229098; Position: rear axle left and right		
			MWSS098	ABS sensor	D1	OE 01238399; Position: front axle left and right		
			MWSS099	ABS sensor	D1	OE 01229099; Position: rear axle left and right		
63	12/09 → 08/14	SPA182	Coolant temperature sensor	E3	OE 01247070			
		SAA103	Oil pressure switches	F1	OE 01252555			
		ATS17	Air temperature sensor	A1	OE 012129596			
		APS100	Intake pressure sensor	A3	OE 01235060			
63	12/09 → 08/14	SAD025	Knock sensor	B1	OE 01236006			
		SAC109	Camshaft sensor	B2	OE 01237183			
		SAG276	Crankshaft sensor	B3	OE 01238113			
		SAG276	Crankshaft sensor	B3	OE 01238113			

	kw			DESCRIPTION	TYPE	
OPEL						
CORSA D (S07)						
1.2 (L08, L68)	63	12/09 → 08/14	MWSS018	ABS sensor	D1	OE 01229098; Position: rear axle left and right
			MWSS098	ABS sensor	D1	OE 01238399; Position: front axle left and right
			MWSS099	ABS sensor	D1	OE 01229099; Position: rear axle left and right
			SPA182	Coolant temperature sensor	E3	OE 01247070
			SAA103	Oil pressure switches	F1	OE 01252555
			APS100	Intake pressure sensor	A3	OE 01235060
1.2 LPG (L08, L68)	63	06/11 → 08/14	SAD025	Knock sensor	B1	OE 01236006
			SAC109	Camshaft sensor	B2	OE 01237183
			SAG276	Crankshaft sensor	B3	OE 01238113
			MWSS018	ABS sensor	D1	OE 01229098; Position: rear axle left and right
			MWSS098	ABS sensor	D1	OE 01238399; Position: front axle left and right
			SAA103	Oil pressure switches	F1	OE 01252555
	59	08/06 → 08/14	ATS17	Air temperature sensor	A1	OE 012129596
			APS111	Intake pressure sensor	A3	OE 012575467
			SAD025	Knock sensor	B1	OE 01236006
			SAD026	Knock sensor	B1	OE 01247489
			SAC092	Camshaft sensor	B2	OE 01247810
			SAG276	Crankshaft sensor	B3	OE 01238113
			MWSS018	ABS sensor	D1	OE 01229098; Position: rear axle left and right
			MWSS098	ABS sensor	D1	OE 01238399; Position: front axle left and right
			MWSS099	ABS sensor	D1	OE 01229099; Position: rear axle left and right
			SPA103	Coolant temperature sensor	E3	OE 01338418
			SPA171	Coolant temperature sensor	E3	OE 01342567
			SAA103	Oil pressure switches	F1	OE 01252555
1.3 CDTI (L08, L68)	55	07/06 → 08/14	APS23	Intake pressure sensor	A3	OE 01235083
			SAC093	Camshaft sensor	B2	OE 01235269
			SAG025	Crankshaft sensor	B3	OE 01247679
			SAG276	Crankshaft sensor	B3	OE 01238113
			STS0127	Exhaust gas temperature sensor	C1	OE 55563955; Cable length: 1235
			STS0163	Exhaust gas temperature sensor	C1	OE 55564977; Position: in front of the catalyst; Cable length: 274
			SPS009	Exhaust gas pressure sensor	C2	OE 4709270
			MWSS018	ABS sensor	D1	OE 01229098; Position: rear axle left and right
			MWSS098	ABS sensor	D1	OE 01238399; Position: front axle left and right
			MWSS099	ABS sensor	D1	OE 01229099; Position: rear axle left and right
			SPA146	Coolant temperature sensor	E3	OE 01338359
			SPA177	Coolant temperature sensor	E3	OE 01338040
	SAA101	Oil pressure switches	F1	OE 04708758		
	APS49	Fuel pressure sensor	F2	OE 055564170		
	APS134	Fuel pressure sensor	F2	OE 093177365		
	66	07/06 → 06/11	ATS20	Intake pressure sensor	A3	OE 01235029
			APS23	Intake pressure sensor	A3	OE 01235083
			SAC093	Camshaft sensor	B2	OE 01235269
SAG025			Crankshaft sensor	B3	OE 01247679	

		KW			DESCRIPTION	TYPE		
OPEL								
CORSA D (S07)								
1.3 CDTI (L08, L68)	66	07/06 → 06/11	SAG276	Crankshaft sensor	B3	OE 01238113		
			STS0127	Exhaust gas temperature sensor	C1	OE 55563955; Cable length: 1235		
			SPS009	Exhaust gas pressure sensor	C2	OE 4709270		
			MWSS018	ABS sensor	D1	OE 01229098; Position: rear axle left and right		
			MWSS098	ABS sensor	D1	OE 01238399; Position: front axle left and right		
			MWSS099	ABS sensor	D1	OE 01229099; Position: rear axle left and right		
			SPA177	Coolant temperature sensor	E3	OE 01338040		
			SAA101	Oil pressure switches	F1	OE 04708758		
			APS49	Fuel pressure sensor	F2	OE 055564170		
			APS134	Fuel pressure sensor	F2	OE 093177365		
	70	06/09 → 08/14	APS25	Intake pressure sensor	A3	OE 055206797		
			ATS20	Intake pressure sensor	A3	OE 01235029		
			SAC093	Camshaft sensor	B2	OE 01235269		
			SAG276	Crankshaft sensor	B3	OE 01238113		
			STS0163	Exhaust gas temperature sensor	C1	OE 55564977; Position: in front of the catalyst; Cable length: 274		
		06/09 → 09/10	SPS009	Exhaust gas pressure sensor	C2	OE 4709270		
			MWSS018	ABS sensor	D1	OE 01229098; Position: rear axle left and right		
			MWSS098	ABS sensor	D1	OE 01238399; Position: front axle left and right		
			06/09 → 08/14	SPA146	Coolant temperature sensor	E3	OE 01338359	
SAA101				Oil pressure switches	F1	OE 04708758		
APS49	Fuel pressure sensor	F2		OE 055564170				
APS134	Fuel pressure sensor	F2		OE 093177365				
1.4 (L08, L68)	66	07/06 → 08/14		APS111	Intake pressure sensor	A3	OE 012575467	
			SAD025	Knock sensor	B1	OE 01236006		
			SAD026	Knock sensor	B1	OE 01247489		
			SAC092	Camshaft sensor	B2	OE 01247810		
			SAG019	Crankshaft sensor	B3	OE 06238095		
			SAG276	Crankshaft sensor	B3	OE 01238113		
			MWSS018	ABS sensor	D1	OE 01229098; Position: rear axle left and right		
			MWSS098	ABS sensor	D1	OE 01238399; Position: front axle left and right		
			MWSS099	ABS sensor	D1	OE 01229099; Position: rear axle left and right		
			SPA103	Coolant temperature sensor	E3	OE 01338418		
			SAA103	Oil pressure switches	F1	OE 01252555		
			64	09/09 → 08/14	ATS17	Air temperature sensor	A1	OE 012129596
				12/09 → 08/14	APS100	Intake pressure sensor	A3	OE 01235060
	09/09 → 08/14	SAD025		Knock sensor	B1	OE 01236006		
		SAC109		Camshaft sensor	B2	OE 01237183		
		SAG276		Crankshaft sensor	B3	OE 01238113		
	12/09 → 08/14	MWSS018		ABS sensor	D1	OE 01229098; Position: rear axle left and right		
		MWSS098	ABS sensor	D1	OE 01238399; Position: front axle left and right			
		MWSS099	ABS sensor	D1	OE 01229099; Position: rear axle left and right			
09/09 → 08/14	SPA103	Coolant temperature sensor	E3	OE 01338418				
	SPA182	Coolant temperature sensor	E3	OE 01247070				

	kw			DESCRIPTION	TYPE	
OPEL						
CORSA D (S07)						
1.4 (L08, L68)	64	09/09 → 08/14	SAA103	Oil pressure switches	F1	OE 01252555
	74	12/09 → 08/14	ATS17	Air temperature sensor	A1	OE 012129596
			APS100	Intake pressure sensor	A3	OE 01235060
			SAD025	Knock sensor	B1	OE 01236006
			SAC109	Camshaft sensor	B2	OE 01237183
			SAG276	Crankshaft sensor	B3	OE 01238113
			MWSS018	ABS sensor	D1	OE 01229098; Position: rear axle left and right
			MWSS098	ABS sensor	D1	OE 01238399; Position: front axle left and right
			MWSS099	ABS sensor	D1	OE 01229099; Position: rear axle left and right
	SPA182	Coolant temperature sensor	E3	OE 01247070		
SAA103	Oil pressure switches	F1	OE 01252555			
CORSA E (X15)						
1.2 (08, 68)	51	10/14 →	APS100	Intake pressure sensor	A3	OE 01235060
		09/14 →	SAD025	Knock sensor	B1	OE 01236006
		10/14 →	MWSS018	ABS sensor	D1	OE 01229098; Position: rear axle left and right
			MWSS098	ABS sensor	D1	OE 01238399; Position: front axle left and right
1.3 CDTI (08, 68)	55	10/14 →	MWSS018	ABS sensor	D1	OE 01229098; Position: rear axle left and right
			MWSS098	ABS sensor	D1	OE 01238399; Position: front axle left and right
	70	10/14 →	MWSS018	ABS sensor	D1	OE 01229098; Position: rear axle left and right
			MWSS098	ABS sensor	D1	OE 01238399; Position: front axle left and right
1.4 (08, 68)	66	10/14 →	APS100	Intake pressure sensor	A3	OE 01235060
		09/14 →	SAD025	Knock sensor	B1	OE 01236006
		10/14 →	MWSS018	ABS sensor	D1	OE 01229098; Position: rear axle left and right
			MWSS098	ABS sensor	D1	OE 01238399; Position: front axle left and right
	55	10/14 →	APS100	Intake pressure sensor	A3	OE 01235060
		09/14 →	SAD025	Knock sensor	B1	OE 01236006
		10/14 →	MWSS018	ABS sensor	D1	OE 01229098; Position: rear axle left and right
			MWSS098	ABS sensor	D1	OE 01238399; Position: front axle left and right
1.4 LPG (08, 68)	66	03/15 →	APS100	Intake pressure sensor	A3	OE 01235060
			SAD025	Knock sensor	B1	OE 01236006
			MWSS018	ABS sensor	D1	OE 01229098; Position: rear axle left and right
			MWSS098	ABS sensor	D1	OE 01238399; Position: front axle left and right
1.4 Turbo (08, 68)	74	09/14 →	ATS20	Intake pressure sensor	A3	OE 01235029
			APS105	Intake pressure sensor	A3	OE 01238269
		10/14 →	MWSS018	ABS sensor	D1	OE 01229098; Position: rear axle left and right
			MWSS098	ABS sensor	D1	OE 01238399; Position: front axle left and right

	KW			DESCRIPTION	TYPE			
OPEL								
FRONTERA A (U92)								
2.2 i (54MWL4)	100	03/95 → 10/98	SAG093	Crankshaft sensor	B3	OE 01238358		
2.5 TDS	85	09/96 → 08/98	SAG047	Crankshaft sensor	B3	OE 06238423		
FRONTERA A Sport (U92)								
2.0 i (52SUD2, 55SUD2)	85	03/92 → 10/98	SAG093	Crankshaft sensor	B3	OE 01238358		
2.5 TDS	85	09/96 → 08/98	SAG047	Crankshaft sensor	B3	OE 06238423		
FRONTERA B (U99)								
2.2 DTI (6B_ZC, 6B_VF, 6B_66, 6B_76)	85	10/98 → 09/02	APS93	Intake pressure sensor	A3	OE 06238391		
			SAG021	Crankshaft sensor	B3	OE 06238395		
			SAG021-1	Crankshaft sensor	B3	OE 6238395		
			SPA103	Coolant temperature sensor	E3	OE 01338418		
			SPA171	Coolant temperature sensor	E3	OE 01342567		
2.2 i (6B_ZC, 6B_VF, 6B_66, 6B_76)	100	10/98 → 07/04	SAA101	Oil pressure switches	F1	OE 04708758		
			SAC036	Camshaft sensor	B2	OE 01235547		
			SAG051	Crankshaft sensor	B3	OE 010456515		
GT Cabriolet (M07)								
2.0 (G67)	194	06/07 → 12/11	SAG231	Crankshaft sensor	B3	OE 012588992		
INSIGNIA A (G09)								
2.0 CDTI (68)	103	06/13 → 03/17	ATS20	Intake pressure sensor	A3	OE 01235029		
			SAC068	Camshaft sensor	B2	OE 01235268		
			STS0047	Exhaust gas temperature sensor	C1	OE 55489472; Position: in front of the catalyst; Cable length: 280		
			SPS009	Exhaust gas pressure sensor	C2	OE 4709270		
			SPA103	Coolant temperature sensor	E3	OE 01338418		
			APS49	Fuel pressure sensor	F2	OE 055564170		
	96	07/08 → 03/17	APS25	Intake pressure sensor	A3	OE 055206797		
			ATS20	Intake pressure sensor	A3	OE 01235029		
			SAC068	Camshaft sensor	B2	OE 01235268		
			STS0047	Exhaust gas temperature sensor	C1	OE 55489472; Position: in front of the catalyst; Cable length: 280		
			SPS009	Exhaust gas pressure sensor	C2	OE 4709270		
			SPA103	Coolant temperature sensor	E3	OE 01338418		
			SPA171	Coolant temperature sensor	E3	OE 01342567		
			SAA101	Oil pressure switches	F1	OE 04708758		
			APS49	Fuel pressure sensor	F2	OE 055564170		
			118	07/08 → 03/17	APS25	Intake pressure sensor	A3	OE 055206797
					ATS20	Intake pressure sensor	A3	OE 01235029
					SAC068	Camshaft sensor	B2	OE 01235268
	STS0047	Exhaust gas temperature sensor			C1	OE 55489472; Position: in front of the catalyst; Cable length: 280		
	SPS009	Exhaust gas pressure sensor			C2	OE 4709270		
	SPA103	Coolant temperature sensor			E3	OE 01338418		
	2.0 E85 Turbo (68)	162	10/10 → 03/17	SPA171	Coolant temperature sensor	E3	OE 01342567	
				SAA101	Oil pressure switches	F1	OE 04708758	
				APS49	Fuel pressure sensor	F2	OE 055564170	
SAG231				Crankshaft sensor	B3	OE 012588992		
ATS20				Intake pressure sensor	A3	OE 01235029		
SAC068				Camshaft sensor	B2	OE 01235268		
2.0 Turbo (68)	162	07/08 → 03/17	SAG231	Crankshaft sensor	B3	OE 012588992		
2.0 Turbo 4x4 (68)	184	07/11 → 03/17	SAG231	Crankshaft sensor	B3	OE 012588992		
	162	07/08 → 03/17	SAG231	Crankshaft sensor	B3	OE 012588992		
2.8 V6 Turbo 4x4 (68)	191	09/08 → 03/17	SAG224	Crankshaft sensor	B3	OE 012590991		
		07/08 → 03/17	SAG229	Crankshaft sensor	B3	OE 01238249		
2.8 V6 Turbo OPC 4x4 (68)	239	09/09 → 03/17	SAG224	Crankshaft sensor	B3	OE 012590991		
		07/09 → 03/17	SAG229	Crankshaft sensor	B3	OE 01238249		
INSIGNIA A Country Tourer (G09)								
2.0 CDTi (47)	96	07/08 → 03/17	SPS009	Exhaust gas pressure sensor	C2	OE 4709270		



kW



PARTS & SERVICES

DESCRIPTION

TYPE


OPEL
INSIGNIA A Sports Tourer (G09)

2.0 CDTI (35)	120	07/13 → 06/15	APS25	Intake pressure sensor	A3	OE 055206797
			ATS20	Intake pressure sensor	A3	OE 01235029
			SAC068	Camshaft sensor	B2	OE 01235268
			STS0047	Exhaust gas temperature sensor	C1	OE 55489472; Position: before soot particulate filter; Cable length: 280
			SPS009	Exhaust gas pressure sensor	C2	OE 4709270
			SPA103	Coolant temperature sensor	E3	OE 01338418
	103	07/13 → 06/15	APS49	Fuel pressure sensor	F2	OE 055564170
			ATS20	Intake pressure sensor	A3	OE 01235029
			SAC068	Camshaft sensor	B2	OE 01235268
			STS0047	Exhaust gas temperature sensor	C1	OE 55489472; Position: before soot particulate filter; Cable length: 280
			SPS009	Exhaust gas pressure sensor	C2	OE 4709270
			SPA103	Coolant temperature sensor	E3	OE 01338418
	96	07/08 → 06/15	APS49	Fuel pressure sensor	F2	OE 055564170
			APS25	Intake pressure sensor	A3	OE 055206797
			ATS20	Intake pressure sensor	A3	OE 01235029
			SAC068	Camshaft sensor	B2	OE 01235268
			STS0047	Exhaust gas temperature sensor	C1	OE 55489472; Position: in front of the catalyst; Cable length: 280
			SPS009	Exhaust gas pressure sensor	C2	OE 4709270
			SPA103	Coolant temperature sensor	E3	OE 01338418
			SPA171	Coolant temperature sensor	E3	OE 01342567
	118	07/08 → 06/15	SAA101	Oil pressure switches	F1	OE 04708758
			APS49	Fuel pressure sensor	F2	OE 055564170
			APS25	Intake pressure sensor	A3	OE 055206797
			ATS20	Intake pressure sensor	A3	OE 01235029
SAC068			Camshaft sensor	B2	OE 01235268	
STS0047			Exhaust gas temperature sensor	C1	OE 55489472; Position: in front of the catalyst; Cable length: 280	
SPS009			Exhaust gas pressure sensor	C2	OE 4709270	
SPA103			Coolant temperature sensor	E3	OE 01338418	
2.0 E85 Turbo (35)	162	09/10 → 11/11	SAG231	Crankshaft sensor	B3	OE 012588992
2.0 Turbo (35)	162	07/08 → 06/13	SAG231	Crankshaft sensor	B3	OE 012588992
2.0 Turbo 4x4 (35)	184	09/11 → 06/13	SAG231	Crankshaft sensor	B3	OE 012588992
	162	07/08 → 06/11	SAG231	Crankshaft sensor	B3	OE 012588992
2.8 V6 Turbo 4x4 (35)	191	02/09 → 06/13	SAG224	Crankshaft sensor	B3	OE 012590991
		10/08 → 06/13	SAG229	Crankshaft sensor	B3	OE 01238249
2.8 V6 Turbo OPC 4x4 (35)	239	09/09 → 06/15	SAG224	Crankshaft sensor	B3	OE 012590991
		07/09 → 06/15	SAG229	Crankshaft sensor	B3	OE 01238249

INSIGNIA A Tre volumi (G09)

2.0 CDTI (69)	96	07/08 → 03/17	APS25	Intake pressure sensor	A3	OE 055206797
			ATS20	Intake pressure sensor	A3	OE 01235029
			SAC068	Camshaft sensor	B2	OE 01235268
			STS0047	Exhaust gas temperature sensor	C1	OE 55489472; Position: in front of the catalyst; Cable length: 280
			SPS009	Exhaust gas pressure sensor	C2	OE 4709270
			SPA103	Coolant temperature sensor	E3	OE 01338418
			SPA171	Coolant temperature sensor	E3	OE 01342567
			SAA101	Oil pressure switches	F1	OE 04708758
			APS49	Fuel pressure sensor	F2	OE 055564170

	KW			DESCRIPTION	TYPE	
OPEL						
INSIGNIA A Tre volumi (G09)						
2.0 CDTI (69)	118	07/08 → 03/17	APS25	Intake pressure sensor	A3	OE 055206797
			ATS20	Intake pressure sensor	A3	OE 01235029
			SAC068	Camshaft sensor	B2	OE 01235268
			STS0047	Exhaust gas temperature sensor	C1	OE 55489472; Position: in front of the catalyst; Cable length: 280
			SPS009	Exhaust gas pressure sensor	C2	OE 4709270
			SPA103	Coolant temperature sensor	E3	OE 01338418
			SPA171	Coolant temperature sensor	E3	OE 01342567
			SAA101	Oil pressure switches	F1	OE 04708758
2.0 Turbo (69)	162	07/08 → 03/17	APS49	Fuel pressure sensor	F2	OE 055564170
2.0 Turbo 4x4 (69)	184	07/11 → 03/17	SAG231	Crankshaft sensor	B3	OE 012588992
	162	07/08 → 03/17	SAG231	Crankshaft sensor	B3	OE 012588992
2.0 Turbo E85 (69)	162	07/08 → 03/17	SAG231	Crankshaft sensor	B3	OE 012588992
2.8 V6 Turbo 4x4 (69)	191	09/08 → 03/17	SAG224	Crankshaft sensor	B3	OE 012590991
		07/08 → 03/17	SAG229	Crankshaft sensor	B3	OE 01238249
2.8 V6 Turbo OPC 4x4 (69)	239	09/09 → 03/17	SAG224	Crankshaft sensor	B3	OE 012590991
		07/09 → 03/17	SAG229	Crankshaft sensor	B3	OE 01238249
KADETT C Coupé						
1.9 GT/E	77	09/75 → 07/77	SPA131	Coolant temperature sensor	E3	OE 01338443
KADETT E (T85)						
1.8 (C19, D19)	84	09/87 → 08/90	SVF012	Throttle position sensors	A2	OE 0826288
1.8 i (C19, D19)	85	09/84 → 08/86	SVF012	Throttle position sensors	A2	OE 0826288
2.0 i (C19, D19)	85	09/87 → 05/92	SVF012	Throttle position sensors	A2	OE 0826288
2.0 i Cat (C19, D19)	85	03/87 → 05/92	SVF012	Throttle position sensors	A2	OE 0826288
KADETT E 2 volumi /Coda spiovente (T85)						
1.8 GSI (C08, C48, D08, D48)	85	09/84 → 08/86	SVF012	Throttle position sensors	A2	OE 0826288
2.0 GSI (C08, C48, D08, D48)	85	09/86 → 08/91	SVF012	Throttle position sensors	A2	OE 0826288
	95	09/86 → 08/91	SVF012	Throttle position sensors	A2	OE 0826288
2.0 GSI 16V (C08, C48, D08, D48)	110	03/88 → 08/91	SAG093	Crankshaft sensor	B3	OE 01238358
	115	12/87 → 08/91	SVF012	Throttle position sensors	A2	OE 0826288
2.0 GSI 16V Cat (C08, C48, D08, D48)	110	03/88 → 08/91	SVF012	Throttle position sensors	A2	OE 0826288
2.0 GSI Cat (C08, C48, D08, D48)	85	09/86 → 08/91	SVF012	Throttle position sensors	A2	OE 0826288
KADETT E Cabriolet (T85)						
2.0	110	09/90 → 05/92	SAG093	Crankshaft sensor	B3	OE 01238358
2.0 GSi	115	09/90 → 05/92	SAG093	Crankshaft sensor	B3	OE 01238358
2.0 i	85	10/86 → 02/93	SVF012	Throttle position sensors	A2	OE 0826288
2.0 i Cat	85	10/86 → 02/93	SVF012	Throttle position sensors	A2	OE 0826288
KADETT E Station wagon (T85)						
1.8 i (C15, C35, D15, D35)	85	09/84 → 08/86	SVF012	Throttle position sensors	A2	OE 0826288
2.0 i (C15, C35, D15, D35)	85	09/87 → 08/91	SVF012	Throttle position sensors	A2	OE 0826288
2.0 i Cat (C15, C35, D15, D35)	85	09/87 → 08/91	SVF012	Throttle position sensors	A2	OE 0826288
MANTA A (58_, 59_)						
1.9 GT/E	77	02/74 → 08/75	SPA131	Coolant temperature sensor	E3	OE 01338443
MANTA B (58_, 59_)						
1.9 E	77	09/75 → 08/77	SPA131	Coolant temperature sensor	E3	OE 01338443
MERIVA A MPV / Space wagon (X03)						
1.3 CDTI (E75)	55	09/03 → 05/10	APS23	Intake pressure sensor	A3	OE 01235083
			SAC093	Camshaft sensor	B2	OE 01235269
			SAG025	Crankshaft sensor	B3	OE 01247679
			SPS009	Exhaust gas pressure sensor	C2	OE 4709270

	kW			DESCRIPTION	TYPE	
OPEL						
MERIVA A MPV / Space wagon (X03)						
1.3 CDTI (E75)	55	09/03 → 05/10	MWSS003	ABS sensor	D1	OE 01238236; Position: front axle left and right
			SPA177	Coolant temperature sensor	E3	OE 01338040
			SAA101	Oil pressure switches	F1	OE 04708758
			APS49	Fuel pressure sensor	F2	OE 055564170
			APS134	Fuel pressure sensor	F2	OE 093177365
1.4 16V Twinport (E75)	66	07/04 → 05/10	SAD025	Knock sensor	B1	OE 01236006
			SAD026	Knock sensor	B1	OE 01247489
			SAC092	Camshaft sensor	B2	OE 01247810
			SAC121	Camshaft sensor	B2	OE 06238110
		09/04 → 05/10	SAG019	Crankshaft sensor	B3	OE 06238095
	07/04 → 05/10	MWSS003	ABS sensor	D1	OE 01238236; Position: front axle left and right	
		SPA103	Coolant temperature sensor	E3	OE 01338418	
		SPA171	Coolant temperature sensor	E3	OE 01342567	
		SAA103	Oil pressure switches	F1	OE 01252555	
		SAD025	Knock sensor	B1	OE 01236006	
1.4 16V Twinport LPG (E75)	66	07/04 → 05/10	SAD026	Knock sensor	B1	OE 01247489
			SAC092	Camshaft sensor	B2	OE 01247810
			SAC121	Camshaft sensor	B2	OE 06238110
			SAG019	Crankshaft sensor	B3	OE 06238095
			MWSS003	ABS sensor	D1	OE 01238236; Position: front axle left and right
	07/04 → 05/10	SPA103	Coolant temperature sensor	E3	OE 01338418	
		SAA103	Oil pressure switches	F1	OE 01252555	
		ATS17	Air temperature sensor	A1	OE 012129596	
		APS44	Intake pressure sensor	A3	OE 01235046	
		SAD027	Knock sensor	B1	OE 010456240	
1.6 (E75)	64	05/03 → 05/10	SAC063	Camshaft sensor	B2	OE 010456592
			SAG020	Crankshaft sensor	B3	OE 010456604
			MWSS003	ABS sensor	D1	OE 01238236; Position: front axle left and right
			SPA103	Coolant temperature sensor	E3	OE 01338418
			SPA171	Coolant temperature sensor	E3	OE 01342567
			SAA101	Oil pressure switches	F1	OE 04708758
			ATS17	Air temperature sensor	A1	OE 012129596
	77	01/06 → 05/10	APS44	Intake pressure sensor	A3	OE 01235046
			SAC057	Camshaft sensor	B2	OE 06238282
			SAG020	Crankshaft sensor	B3	OE 010456604
			MWSS003	ABS sensor	D1	OE 01238236; Position: front axle left and right
			SPA103	Coolant temperature sensor	E3	OE 01338418
			SPA171	Coolant temperature sensor	E3	OE 01342567
			SAA103	Oil pressure switches	F1	OE 01252555
			ATS17	Air temperature sensor	A1	OE 012129596
1.6 16V (E75)	74	05/03 → 01/06	APS44	Intake pressure sensor	A3	OE 01235046
			SAD027	Knock sensor	B1	OE 010456240
			SAC080	Camshaft sensor	B2	OE 010456585
			SAG020	Crankshaft sensor	B3	OE 010456604
			MWSS003	ABS sensor	D1	OE 01238236; Position: front axle left and right
			SPA103	Coolant temperature sensor	E3	OE 01338418
			SPA171	Coolant temperature sensor	E3	OE 01342567
			SAA101	Oil pressure switches	F1	OE 04708758

	KW			DESCRIPTION	TYPE	
OPEL						
MERIVA A MPV / Space wagon (X03)						
1.7 CDTI (E75)	74	09/03 → 05/10	APS43	Intake pressure sensor	A3	OE 01247049
			APS44	Intake pressure sensor	A3	OE 01235046
			APS113	Intake pressure sensor	A3	OE 06238678
			SPS001	Exhaust gas pressure sensor	C2	OE 04709270; Replaced by SPS009
			SPS009	Exhaust gas pressure sensor	C2	OE 4709270
			MWSS003	ABS sensor	D1	OE 01238236; Position: front axle left and right
			SPA103	Coolant temperature sensor	E3	OE 01338418
			SPA171	Coolant temperature sensor	E3	OE 01342567
			SAA109	Oil pressure switches	F1	OE 01238452
1.7 DTI (E75)	55	09/03 → 05/10	APS44	Intake pressure sensor	A3	OE 01235046
			SAG117	Crankshaft sensor	B3	OE 06238153
			MWSS003	ABS sensor	D1	OE 01238236; Position: front axle left and right
			SPA174	Coolant temperature sensor	E3	OE 012146312
			SAA109	Oil pressure switches	F1	OE 01238452
1.8 (E75)	92	05/03 → 05/10	SAD007	Knock sensor	B1	OE 06238181
			SAC071	Camshaft sensor	B2	OE 01238425
			SAG120	Crankshaft sensor	B3	OE 01238223
			MWSS003	ABS sensor	D1	OE 01238236; Position: front axle left and right
			SPA175	Coolant temperature sensor	E3	OE 012992783
			SAA101	Oil pressure switches	F1	OE 04708758
MERIVA B MPV / Space wagon (S10)						
1.3 CDTI (75)	70	06/10 → 11/14	APS25	Intake pressure sensor	A3	OE 055206797
			ATS20	Intake pressure sensor	A3	OE 01235029
			SAC093	Camshaft sensor	B2	OE 01235269
			STS0163	Exhaust gas temperature sensor	C1	OE 55564977; Position: in front of the catalyst; Cable length: 274
			SPS009	Exhaust gas pressure sensor	C2	OE 4709270
			SPA146	Coolant temperature sensor	E3	OE 01338359
			SAA101	Oil pressure switches	F1	OE 04708758
			APS49	Fuel pressure sensor	F2	OE 055564170
1.4 (75)	74	06/10 → 03/17	APS100	Intake pressure sensor	A3	OE 01235060
			SAD025	Knock sensor	B1	OE 01236006
			SAC109	Camshaft sensor	B2	OE 01237183
			SPA182	Coolant temperature sensor	E3	OE 01247070
			SAA103	Oil pressure switches	F1	OE 01252555
	88	06/10 → 03/17	ATS10	Air temperature sensor	A1	OE 01238244
			ATS20	Intake pressure sensor	A3	OE 01235029
			APS100	Intake pressure sensor	A3	OE 01235060
			APS105	Intake pressure sensor	A3	OE 01238269
			SAD025	Knock sensor	B1	OE 01236006
			SAC109	Camshaft sensor	B2	OE 01237183
			SPA182	Coolant temperature sensor	E3	OE 01247070
	103	06/10 → 03/17	SAA103	Oil pressure switches	F1	OE 01252555
			ATS10	Air temperature sensor	A1	OE 01238244
			ATS20	Intake pressure sensor	A3	OE 01235029
APS100			Intake pressure sensor	A3	OE 01235060	
APS105			Intake pressure sensor	A3	OE 01238269	
103	06/10 → 03/17	SAD025	Knock sensor	B1	OE 01236006	
		SAC109	Camshaft sensor	B2	OE 01237183	
		SPA182	Coolant temperature sensor	E3	OE 01247070	
		SAA103	Oil pressure switches	F1	OE 01252555	
		SAA103	Oil pressure switches	F1	OE 01252555	

	kW			DESCRIPTION	TYPE	
OPEL						
MERIVA B MPV / Space wagon (S10)						
1.4 LPG (75)	88	06/11 → 03/17	ATS10	Air temperature sensor	A1	OE 01238244
			ATS20	Intake pressure sensor	A3	OE 01235029
			APS100	Intake pressure sensor	A3	OE 01235060
			APS105	Intake pressure sensor	A3	OE 01238269
			SAD025	Knock sensor	B1	OE 01236006
			SAC109	Camshaft sensor	B2	OE 01237183
			SAA103	Oil pressure switches	F1	OE 01252555
1.7 CDTI (75)	74	06/10 → 01/17	APS113	Intake pressure sensor	A3	OE 06238678
			SAC109	Camshaft sensor	B2	OE 01237183
			SPS009	Exhaust gas pressure sensor	C2	OE 4709270
			SPA103	Coolant temperature sensor	E3	OE 01338418
			SPA171	Coolant temperature sensor	E3	OE 01342567
	81	06/10 → 06/15	ATS20	Intake pressure sensor	A3	OE 01235029
			APS113	Intake pressure sensor	A3	OE 06238678
			SAC109	Camshaft sensor	B2	OE 01237183
			SPS009	Exhaust gas pressure sensor	C2	OE 4709270
			SPA103	Coolant temperature sensor	E3	OE 01338418
96	06/10 → 10/13	SPA171	Coolant temperature sensor	E3	OE 01342567	
		ATS20	Intake pressure sensor	A3	OE 01235029	
		APS113	Intake pressure sensor	A3	OE 06238678	
		SAC109	Camshaft sensor	B2	OE 01237183	
		SPS009	Exhaust gas pressure sensor	C2	OE 4709270	
1.7 CDTI (76)	96	06/10 → 10/13	SPA103	Coolant temperature sensor	E3	OE 01338418
			SPA171	Coolant temperature sensor	E3	OE 01342567
			ATS20	Intake pressure sensor	A3	OE 01235029
			APS113	Intake pressure sensor	A3	OE 06238678
			SAC109	Camshaft sensor	B2	OE 01237183
	96	06/12 →	SPS009	Exhaust gas pressure sensor	C2	OE 4709270
			ATS20	Intake pressure sensor	A3	OE 01235029
			SAC109	Camshaft sensor	B2	OE 01237183
			STS0209	Exhaust gas temperature sensor	C1	OE 55574183; Position: in front of the catalyst; Cable length: 450
			SPS009	Exhaust gas pressure sensor	C2	OE 4709270
1.7 CDTI (76)	96	06/12 →	SPA103	Coolant temperature sensor	E3	OE 01338418
			ATS20	Intake pressure sensor	A3	OE 01235029
			SAC109	Camshaft sensor	B2	OE 01237183
			SPS009	Exhaust gas pressure sensor	C2	OE 4709270
			SPA103	Coolant temperature sensor	E3	OE 01338418
	96	06/12 →	ATS20	Intake pressure sensor	A3	OE 01235029
			APS105	Intake pressure sensor	A3	OE 01238269
			SAD025	Knock sensor	B1	OE 01236006
			SAG227	Crankshaft sensor	B3	OE 1238268
			SAA103	Oil pressure switches	F1	OE 01252555
1.6 (76)	85	09/12 →	APS100	Intake pressure sensor	A3	OE 01235060
		06/12 →	SAG228	Crankshaft sensor	B3	OE 055567243
	85	06/12 →	SAA103	Oil pressure switches	F1	OE 01252555
			ATS20	Intake pressure sensor	A3	OE 01235029
			SAC109	Camshaft sensor	B2	OE 01237183
1.6 (76)	85	06/12 →	STS0209	Exhaust gas temperature sensor	C1	OE 55574183; Position: in front of the catalyst; Cable length: 450
			SPS009	Exhaust gas pressure sensor	C2	OE 4709270
			SPA103	Coolant temperature sensor	E3	OE 01338418
			ATS20	Intake pressure sensor	A3	OE 01235029
			SAC109	Camshaft sensor	B2	OE 01237183
1.7 CDTI (76)	96	06/12 →	ATS20	Intake pressure sensor	A3	OE 01235029
			SAC109	Camshaft sensor	B2	OE 01237183
			STS0209	Exhaust gas temperature sensor	C1	OE 55574183; Position: in front of the catalyst; Cable length: 450
			SPS009	Exhaust gas pressure sensor	C2	OE 4709270
			SPA103	Coolant temperature sensor	E3	OE 01338418
	96	06/12 →	ATS20	Intake pressure sensor	A3	OE 01235029
			APS105	Intake pressure sensor	A3	OE 01238269
			SAD025	Knock sensor	B1	OE 01236006
			SAG227	Crankshaft sensor	B3	OE 1238268
			SAA103	Oil pressure switches	F1	OE 01252555
MONZA A (22_)						
2.2 E	85	11/84 → 08/86	SPA129	Coolant temperature sensor	E3	OE 01338446
	100	05/81 → 08/86	SPA129	Coolant temperature sensor	E3	OE 01338446
	103	06/84 → 08/86	SPA129	Coolant temperature sensor	E3	OE 01338446
3.0 GSE	115	09/85 → 08/86	SPA129	Coolant temperature sensor	E3	OE 01338446
	132	02/78 → 08/86	SPA129	Coolant temperature sensor	E3	OE 01338446

	KW			DESCRIPTION	TYPE	
OPEL						
MOVANO B Pianale piatto/Telaio (X62)						
2.3 CDTI FWD (EV, HV, UV)	92	05/10 →	APS46	Fuel pressure sensor	F2	OE 04420747
OMEGA A (V87)						
1.8 (F19, M19, N19)	65	09/87 → 03/94	SAG093	Crankshaft sensor	B3	OE 01238358
	85	09/86 → 03/94	SVF012	Throttle position sensors	A2	OE 0826288
SAG093			Crankshaft sensor	B3	OE 01238358	
1.8 N (F19, M19, N19)	63	11/86 → 09/88	SAG093	Crankshaft sensor	B3	OE 01238358
1.8 S (F19, M19, N19)	66	09/86 → 03/94	SAG093	Crankshaft sensor	B3	OE 01238358
2.0 (F19, M19, N19)	90	09/86 → 03/94	SVF012	Throttle position sensors	A2	OE 0826288
			SAG093	Crankshaft sensor	B3	OE 01238358
	74	09/90 → 03/94	SAG093	Crankshaft sensor	B3	OE 01238358
2.0 i (F19, M19, N19)	85	09/86 → 03/94	SVF012	Throttle position sensors	A2	OE 0826288
			SAG093	Crankshaft sensor	B3	OE 01238358
3.0 (3000) (F19, M19, N19)	115	03/87 → 12/87	SPA129	Coolant temperature sensor	E3	OE 01338446
	130	03/87 → 09/90	SPA129	Coolant temperature sensor	E3	OE 01338446
3.0 (3000) Cat (F19, M19, N19)	130	03/88 → 03/94	SVF012	Throttle position sensors	A2	OE 0826288
			SPA129	Coolant temperature sensor	E3	OE 01338446
OMEGA A Station wagon (V87)						
1.8 (F35, M35)	65	09/87 → 03/94	SAG093	Crankshaft sensor	B3	OE 01238358
	85	09/86 → 03/94	SVF012	Throttle position sensors	A2	OE 0826288
SAG093			Crankshaft sensor	B3	OE 01238358	
1.8 N (F35, M35)	63	11/86 → 09/88	SAG093	Crankshaft sensor	B3	OE 01238358
1.8 S (F35, M35)	66	09/86 → 03/94	SAG093	Crankshaft sensor	B3	OE 01238358
2.0 (F35, M35)	90	09/86 → 03/94	SVF012	Throttle position sensors	A2	OE 0826288
			SAG093	Crankshaft sensor	B3	OE 01238358
	74	09/90 → 03/94	SAG093	Crankshaft sensor	B3	OE 01238358
2.0 i (F35, M35)	85	09/86 → 04/94	SVF012	Throttle position sensors	A2	OE 0826288
			SAG093	Crankshaft sensor	B3	OE 01238358
3.0 (F35, M35)	115	03/87 → 03/94	SPA129	Coolant temperature sensor	E3	OE 01338446
	130	03/87 → 09/90	SPA129	Coolant temperature sensor	E3	OE 01338446
3.0 Cat (F35, M35)	130	03/87 → 03/94	SVF012	Throttle position sensors	A2	OE 0826288
			SPA129	Coolant temperature sensor	E3	OE 01338446
OMEGA B (V94)						
2.0 16V (F69, M69, P69)	100	03/94 → 09/99	ATS12	Air temperature sensor	A1	OE 06238331
			SAC046	Camshaft sensor	B2	OE 09012039
			SAC061	Camshaft sensor	B2	OE 01238915
			SAG107	Crankshaft sensor	B3	OE 01238228
2.2 16V (F69, M69, P69)	106	09/99 → 07/03	SAC032	Camshaft sensor	B2	OE 06238079
			SPA103	Coolant temperature sensor	E3	OE 01338418
			SPA171	Coolant temperature sensor	E3	OE 01342567
			SPA175	Coolant temperature sensor	E3	OE 012992783
			SA101	Oil pressure switches	F1	OE 04708758
2.5 TD (F69, M69, P69)	96	04/94 → 07/03	APS42	Intake pressure sensor	A3	OE 06238332
2.5 V6 (F69, M69, P69)	125	03/94 → 09/00	SAG055	Crankshaft sensor	B3	OE 06238333
2.6 V6 (F69, M69, P69)	132	09/00 → 07/03	SAC021	Camshaft sensor	B2	OE 06238111
			SAG055	Crankshaft sensor	B3	OE 06238333
3.0 V6 (F69, M69, P69)	155	04/94 → 02/01	SAG055	Crankshaft sensor	B3	OE 06238333
3.2 V6 (F69, M69, P69)	160	02/01 → 07/03	SAC021	Camshaft sensor	B2	OE 06238111
			SAG055	Crankshaft sensor	B3	OE 06238333
OMEGA B Station wagon (V94)						
2.0 16V (F35, M35, P35)	100	03/94 → 09/99	ATS12	Air temperature sensor	A1	OE 06238331
			SAC046	Camshaft sensor	B2	OE 09012039
			SAC061	Camshaft sensor	B2	OE 01238915
			SAG107	Crankshaft sensor	B3	OE 01238228

	kW			DESCRIPTION	TYPE	
PEL						
MEGA B Station wagon (V94)						
2.2 16V (F35, M35, P35)	106	09/99 → 07/03	SAC032	Camshaft sensor	B2	OE 06238079
			SPA103	Coolant temperature sensor	E3	OE 01338418
			SPA171	Coolant temperature sensor	E3	OE 01342567
			SPA175	Coolant temperature sensor	E3	OE 012992783
			SAA101	Oil pressure switches	F1	OE 04708758
2.5 TD (F35, M35, P35)	96	04/94 → 07/01	APS42	Intake pressure sensor	A3	OE 06238332
2.5 V6 (F35, M35, P35)	125	03/94 → 09/00	SAG055	Crankshaft sensor	B3	OE 06238333
2.6 V6 (F35, M35, P35)	132	09/00 → 07/03	SAC021	Camshaft sensor	B2	OE 06238111
			SAG055	Crankshaft sensor	B3	OE 06238333
3.0 V6 (F35, M35, P35)	155	04/94 → 02/01	SAG055	Crankshaft sensor	B3	OE 06238333
3.2 V6 (F35, M35, P35)	160	02/01 → 07/03	SAC021	Camshaft sensor	B2	OE 06238111
			SAG055	Crankshaft sensor	B3	OE 06238333
REKORD E (17_ -19_ , 11_ , 14_ , 16_)						
2.2 E	85	11/84 → 08/86	SPA129	Coolant temperature sensor	E3	OE 01338446
REKORD E Station wagon (61_ , 66_ , 67_)						
2.2 E	85	11/84 → 08/86	SPA129	Coolant temperature sensor	E3	OE 01338446
SENATOR A (29_)						
2.2 E	85	11/84 → 08/87	SPA129	Coolant temperature sensor	E3	OE 01338446
2.5 E	103	09/84 → 08/87	SPA129	Coolant temperature sensor	E3	OE 01338446
3.0	115	09/85 → 08/87	SPA129	Coolant temperature sensor	E3	OE 01338446
3.0 E	132	02/78 → 12/86	SPA129	Coolant temperature sensor	E3	OE 01338446
SENATOR B (V88)						
2.5 i (P19)	103	09/90 → 09/93	SPA129	Coolant temperature sensor	E3	OE 01338446
3.0 (P19)	130	01/88 → 09/90	SPA129	Coolant temperature sensor	E3	OE 01338446
3.0 i Cat (P19)	130	01/88 → 09/93	SVF012	Throttle position sensors	A2	OE 0826288
SIGNUM 2 volumi /Coda spiovente (Z03)						
1.9 CDTI (F48)	110	04/04 → 02/08	ATS20	Intake pressure sensor	A3	OE 01235029
			APS63	Intake pressure sensor	A3	OE 01247419
			SAC068	Camshaft sensor	B2	OE 01235268
			SAG133	Crankshaft sensor	B3	OE 01235129
			STS0043	Exhaust gas temperature sensor	C1	OE 55190616; Position: in front of the catalyst; Cable length: 335
			STS0077	Exhaust gas temperature sensor	C1	OE 55557466; Position: post-catalyst; Cable length: 1420
			SPS009	Exhaust gas pressure sensor	C2	OE 4709270
			SPS013	Exhaust gas pressure sensor	C2	OE 1247419
			SPA177	Coolant temperature sensor	E3	OE 01338040
			SAA101	Oil pressure switches	F1	OE 04708758
			APS49	Fuel pressure sensor	F2	OE 055564170
			APS134	Fuel pressure sensor	F2	OE 093177365
			2.2 direct (F48)	114	05/03 → 09/08	APS44
SAD015	Knock sensor	B1				OE 06238099
SAC062	Camshaft sensor	B2				OE 01247862
SAG083	Crankshaft sensor	B3				OE 012567712
SPA115	Coolant temperature sensor	E3				OE 01338441
2.8 V6 Turbo (F48)	169	09/05 → 12/08	SAD004	Knock sensor	B1	OE 06235712
			SAG237	Crankshaft sensor	B3	OE 012566848
2.8 V6 Turbo (F48)	184	01/06 → 12/08	SAD004	Knock sensor	B1	OE 06235712
			SAG237	Crankshaft sensor	B3	OE 012566848
3.2 V6 (F48)	155	05/03 → 07/05	SAC021	Camshaft sensor	B2	OE 06238111
			SAG229	Crankshaft sensor	B3	OE 01238249
SINTRA (APV)						
2.2 i 16V (OUN16, Y94)	104	11/96 → 04/99	SAC035	Camshaft sensor	B2	OE 01238749

	KW			DESCRIPTION	TYPE	
OPEL						
SPEEDSTER (E01)						
2.0 Turbo (R97)	147	08/02 → 08/06	SAC035	Camshaft sensor	B2	OE 01238749
			SAG057	Crankshaft sensor	B3	OE 01238241
TIGRA TwinTop (X04)						
1.4 (R97)	66	06/04 → 12/10	SAD025	Knock sensor	B1	OE 01236006
			SAD026	Knock sensor	B1	OE 01247489
			SAC092	Camshaft sensor	B2	OE 01247810
			SAC121	Camshaft sensor	B2	OE 06238110
			SAG019	Crankshaft sensor	B3	OE 06238095
			MWSS003	ABS sensor	D1	OE 01238236; Position: front axle left and right
			SPA103	Coolant temperature sensor	E3	OE 01338418
			SPA171	Coolant temperature sensor	E3	OE 01342567
1.8 (R97)	92	06/04 → 12/10	SAD007	Knock sensor	B1	OE 06238181
			SAC071	Camshaft sensor	B2	OE 01238425
			SAG120	Crankshaft sensor	B3	OE 01238223
			MWSS003	ABS sensor	D1	OE 01238236; Position: front axle left and right
			SPA175	Coolant temperature sensor	E3	OE 012992783
			SAA101	Oil pressure switches	F1	OE 04708758
VECTRA A (J89)						
1.6 i (F19, M19)	55	09/93 → 11/95	SAG093	Crankshaft sensor	B3	OE 01238358
1.8 i Cat (F19, M19)	66	03/90 → 11/95	SAG093	Crankshaft sensor	B3	OE 01238358
1.8 S (F19, M19)	66	09/89 → 10/90	SAG093	Crankshaft sensor	B3	OE 01238358
2.0 (F19, M19)	74	09/88 → 09/89	SVF012	Throttle position sensors	A2	OE 0826288
2.0 i (F19, M19)	85	09/88 → 10/90	SVF012	Throttle position sensors	A2	OE 0826288
			SAG093	Crankshaft sensor	B3	OE 01238358
	95	09/88 → 09/92	SVF012	Throttle position sensors	A2	OE 0826288
			SAG093	Crankshaft sensor	B3	OE 01238358
2.0 i 16V (F19, M19)	100	08/92 → 08/95	ATS12	Air temperature sensor	A1	OE 06238331
2.0 i 16V 4x4 (F19, M19)	100	06/94 → 11/95	SAC061	Camshaft sensor	B2	OE 01238915
			ATS12	Air temperature sensor	A1	OE 06238331
2.0 i 4x4 (F19, M19)	85	01/89 → 10/90	SAC061	Camshaft sensor	B2	OE 01238915
			SVF012	Throttle position sensors	A2	OE 0826288
	95	08/89 → 07/92	SAG093	Crankshaft sensor	B3	OE 01238358
			SVF012	Throttle position sensors	A2	OE 0826288
2.0 i Cat (F19, M19)	85	09/88 → 11/95	SAG093	Crankshaft sensor	B3	OE 01238358
			SVF012	Throttle position sensors	A2	OE 0826288
2.0 i Cat 4x4 (F19, M19)	85	01/89 → 11/95	SAG093	Crankshaft sensor	B3	OE 01238358
			SVF012	Throttle position sensors	A2	OE 0826288
2.5 V6 (F19, M19)	125	02/93 → 11/95	SAC025	Camshaft sensor	B2	OE 06238350
2000 16V 4x4 (F19, M19)	110	01/89 → 10/90	SAG093	Crankshaft sensor	B3	OE 01238358
2000/GT 16V (F19, M19)	110	01/89 → 06/94	SAG093	Crankshaft sensor	B3	OE 01238358
2000/GT 16V Cat (F19, M19)	110	02/90 → 11/95	SAG093	Crankshaft sensor	B3	OE 01238358
2000/GT 16V Cat 4x4 (F19, M19)	110	02/90 → 11/95	SAG093	Crankshaft sensor	B3	OE 01238358
VECTRA A 2 volumi /Coda spiovente (J89)						
1.6 i (F68, M68)	55	09/93 → 11/95	SAG093	Crankshaft sensor	B3	OE 01238358
1.6 i Cat (F68, M68)	55	09/88 → 11/95	SAG093	Crankshaft sensor	B3	OE 01238358
1.8 i (F68, M68)	66	09/88 → 10/90	SAG093	Crankshaft sensor	B3	OE 01238358
1.8 i Cat (F68, M68)	66	03/90 → 11/95	SAG093	Crankshaft sensor	B3	OE 01238358
2.0 (F68, M68)	74	04/88 → 09/89	SVF012	Throttle position sensors	A2	OE 0826288
2.0 i (F68, M68)	85	09/88 → 10/90	SVF012	Throttle position sensors	A2	OE 0826288
			SAG093	Crankshaft sensor	B3	OE 01238358

	kw			DESCRIPTION	TYPE	
OPEL						
VECTRA A 2 volumi /Coda spiovente (J89)						
2.0 i 16V (F68, M68)	110	02/89 → 10/90	SAG093	Crankshaft sensor	B3	OE 01238358
	100	08/92 → 08/95	ATS12	Air temperature sensor	A1	OE 06238331
			SAC061	Camshaft sensor	B2	OE 01238915
2.0 i 16V Cat (F68, M68)	110	02/90 → 11/95	SAG093	Crankshaft sensor	B3	OE 01238358
2.0 i Cat (F68, M68)	85	09/88 → 11/95	SVF012	Throttle position sensors	A2	OE 0826288
			SAG093	Crankshaft sensor	B3	OE 01238358
2.0 i GT (F68, M68)	95	09/88 → 11/95	SVF012	Throttle position sensors	A2	OE 0826288
			SAG093	Crankshaft sensor	B3	OE 01238358
2.5 V6 (F68, M68)	125	02/93 → 11/95	SAC025	Camshaft sensor	B2	OE 06238350
VECTRA B (J96)						
1.8 i 16V (F19)	85	10/95 → 09/00	ATS12	Air temperature sensor	A1	OE 06238331
			SAC061	Camshaft sensor	B2	OE 01238915
			SAG107	Crankshaft sensor	B3	OE 01238228
	92	09/00 → 04/02	SAC071	Camshaft sensor	B2	OE 01238425
			SAG116	Crankshaft sensor	B3	OE 06238459
			SAG120	Crankshaft sensor	B3	OE 01238223
			SAG276	Crankshaft sensor	B3	OE 01238113
2.0 i 16V (F19)	100	10/95 → 06/00	SPA175	Coolant temperature sensor	E3	OE 012992783
			SAA101	Oil pressure switches	F1	OE 04708758
2.0 i 16V (F19)	100	10/95 → 06/00	ATS12	Air temperature sensor	A1	OE 06238331
			SAC046	Camshaft sensor	B2	OE 09012039
			SAC061	Camshaft sensor	B2	OE 01238915
			SAG107	Crankshaft sensor	B3	OE 01238228
2.2 i 16V (F19)	108	09/00 → 04/02	SAC061	Camshaft sensor	B2	OE 01238915
			SAG107	Crankshaft sensor	B3	OE 01238228
2.5 i V6 (F19)	125	10/95 → 09/00	SAC025	Camshaft sensor	B2	OE 06238350
2.6 i V6 (F19)	125	09/00 → 04/02	SAC021	Camshaft sensor	B2	OE 06238111
i 500 2.5 (F19)	143	05/98 → 09/00	SAC025	Camshaft sensor	B2	OE 06238350
VECTRA B 2 volumi /Coda spiovente (J96)						
1.8 i 16V (F68)	85	10/95 → 09/00	ATS12	Air temperature sensor	A1	OE 06238331
			SAC061	Camshaft sensor	B2	OE 01238915
			SAG107	Crankshaft sensor	B3	OE 01238228
2.0 i 16V (F68)	100	10/95 → 06/00	ATS12	Air temperature sensor	A1	OE 06238331
			SAC046	Camshaft sensor	B2	OE 09012039
			SAC061	Camshaft sensor	B2	OE 01238915
			SAG107	Crankshaft sensor	B3	OE 01238228
2.2 i 16V (F68)	108	09/00 → 07/03	SAC061	Camshaft sensor	B2	OE 01238915
			SAG107	Crankshaft sensor	B3	OE 01238228
2.5 (F68)	144	10/99 → 06/00	SAC025	Camshaft sensor	B2	OE 06238350
2.5 i V6 (F68)	125	10/95 → 09/00	SAC025	Camshaft sensor	B2	OE 06238350
2.6 i V6 (F68)	125	09/00 → 07/03	SAC021	Camshaft sensor	B2	OE 06238111
VECTRA B Station wagon (J96)						
1.8 i 16V (F35)	85	11/96 → 09/00	ATS12	Air temperature sensor	A1	OE 06238331
			SAC061	Camshaft sensor	B2	OE 01238915
			SAG107	Crankshaft sensor	B3	OE 01238228
2.0 i 16V (F35)	100	11/96 → 09/00	ATS12	Air temperature sensor	A1	OE 06238331
			SAC046	Camshaft sensor	B2	OE 09012039
			SAC061	Camshaft sensor	B2	OE 01238915
			SAG107	Crankshaft sensor	B3	OE 01238228
2.2 DTI 16V (F35)	92	09/00 → 07/03	APS26	Intake pressure sensor	A3	OE 024420761
			SAG021	Crankshaft sensor	B3	OE 06238395
			SAG021-1	Crankshaft sensor	B3	OE 6238395
			SAG276	Crankshaft sensor	B3	OE 01238113
			SPA103	Coolant temperature sensor	E3	OE 01338418
			SPA171	Coolant temperature sensor	E3	OE 01342567

	KW			DESCRIPTION	TYPE	
OPEL						
VECTRA B Station wagon (J96)						
2.2 DTI 16V (F35)	92	09/00 → 07/03	SAA101	Oil pressure switches	F1	OE 04708758
2.5 i V6 (F35)	125	11/96 → 09/00	SAC025	Camshaft sensor	B2	OE 06238350
2.6 i V6 (F35)	125	09/00 → 07/03	SAC021	Camshaft sensor	B2	OE 06238111
i 500 2.5 (F35)	143	05/98 → 09/00	SAC025	Camshaft sensor	B2	OE 06238350
VECTRA C (Z02)						
1.8 16V	90	04/02 → 09/08	SAD007	Knock sensor	B1	OE 06238181
			SAC071	Camshaft sensor	B2	OE 01238425
			SAG120	Crankshaft sensor	B3	OE 01238223
			SPA175	Coolant temperature sensor	E3	OE 012992783
			SAA101	Oil pressure switches	F1	OE 04708758
1.9 CDTI (F69)	88	04/04 → 01/09	ATS20	Intake pressure sensor	A3	OE 01235029
			APS63	Intake pressure sensor	A3	OE 01247419
			SAC088	Camshaft sensor	B2	OE 06235667
			STS0043	Exhaust gas temperature sensor	C1	OE 55190616; Position: in front of the catalyst; Cable length: 335
			STS0077	Exhaust gas temperature sensor	C1	OE 55557466; Position: post-catalyst; Cable length: 1420
			SPS001	Exhaust gas pressure sensor	C2	OE 04709270; Replaced by SPS009
			SPS009	Exhaust gas pressure sensor	C2	OE 4709270
			SPS013	Exhaust gas pressure sensor	C2	OE 1247419
			SPA177	Coolant temperature sensor	E3	OE 01338040
			SAA101	Oil pressure switches	F1	OE 04708758
			APS49	Fuel pressure sensor	F2	OE 055564170
			APS134	Fuel pressure sensor	F2	OE 093177365
			2.0 DTI 16V (F69)	74	04/02 → 08/06	SAG021
	SAG021-1	Crankshaft sensor			B3	OE 6238395
04/02 → 09/05	SAG069	Crankshaft sensor			B3	OE 055354601
04/02 → 08/06	SPA103	Coolant temperature sensor			E3	OE 01338418
	SPA171	Coolant temperature sensor			E3	OE 01342567
2.2 16V (F69)	108	04/02 → 12/08	SAA101	Oil pressure switches	F1	OE 04708758
			APS44	Intake pressure sensor	A3	OE 01235046
2.2 DTI 16V (F69)	92	04/02 → 07/04	SAG083	Crankshaft sensor	B3	OE 012567712
			SPA115	Coolant temperature sensor	E3	OE 01338441
			SAG021	Crankshaft sensor	B3	OE 06238395
			SAG021-1	Crankshaft sensor	B3	OE 6238395
			SAG069	Crankshaft sensor	B3	OE 055354601
			SPA103	Coolant temperature sensor	E3	OE 01338418
2.8 V6 Turbo (F69)	169	08/05 → 10/06	SPA171	Coolant temperature sensor	E3	OE 01342567
			SAA101	Oil pressure switches	F1	OE 04708758
	188	08/05 → 09/06	SAD004	Knock sensor	B1	OE 06235712
SAG237			Crankshaft sensor	B3	OE 012566848	
184	08/05 → 08/08	SAD004	Knock sensor	B1	OE 06235712	
		SAG237	Crankshaft sensor	B3	OE 012566848	
2.8 V6 Turbo OPC (F69)	206	09/06 → 08/08	SAD004	Knock sensor	B1	OE 06235712
			SAG237	Crankshaft sensor	B3	OE 012566848
3.2 V6 (F69)	155	08/02 → 07/06	SAC021	Camshaft sensor	B2	OE 06238111
			SAG229	Crankshaft sensor	B3	OE 01238249
VECTRA C GTS (Z02)						
1.8 16V (F68)	90	08/02 → 09/08	SAD007	Knock sensor	B1	OE 06238181
			SAC071	Camshaft sensor	B2	OE 01238425
			SAG120	Crankshaft sensor	B3	OE 01238223
			SPA175	Coolant temperature sensor	E3	OE 012992783
			SAA101	Oil pressure switches	F1	OE 04708758



kW



PARTS & SERVICES

DESCRIPTION

TYPE


OPEL
VECTRA C GTS (Z02)





1.9 CDTI (F68)	88	04/04 → 01/09	ATS20	Intake pressure sensor	A3	OE 01235029
			APS63	Intake pressure sensor	A3	OE 01247419
			SAC088	Camshaft sensor	B2	OE 06235667
			STS0043	Exhaust gas temperature sensor	C1	OE 55190616; Position: in front of the catalyzt; Cable length: 335
			STS0077	Exhaust gas temperature sensor	C1	OE 55557466; Position: post-catalyzt; Cable length: 1420
			SPS001	Exhaust gas pressure sensor	C2	OE 04709270; Replaced by SPS009
			SPS009	Exhaust gas pressure sensor	C2	OE 4709270
			SPS013	Exhaust gas pressure sensor	C2	OE 1247419
			SPA177	Coolant temperature sensor	E3	OE 01338040
			SAA101	Oil pressure switches	F1	OE 04708758
	APS49	Fuel pressure sensor	F2	OE 055564170		
	APS134	Fuel pressure sensor	F2	OE 093177365		
	110	04/04 → 08/08	ATS20	Intake pressure sensor	A3	OE 01235029
			APS63	Intake pressure sensor	A3	OE 01247419
			SAC068	Camshaft sensor	B2	OE 01235268
			SAG133	Crankshaft sensor	B3	OE 01235129
			STS0043	Exhaust gas temperature sensor	C1	OE 55190616; Position: in front of the catalyzt; Cable length: 335
			STS0077	Exhaust gas temperature sensor	C1	OE 55557466; Position: post-catalyzt; Cable length: 1420
			SPS001	Exhaust gas pressure sensor	C2	OE 04709270; Replaced by SPS009
			SPS009	Exhaust gas pressure sensor	C2	OE 4709270
SPS013			Exhaust gas pressure sensor	C2	OE 1247419	
SPA177			Coolant temperature sensor	E3	OE 01338040	
2.2 DTI 16V (F68)	92	08/02 → 07/06	SAG021	Crankshaft sensor	B3	OE 06238395
			SAG021-1	Crankshaft sensor	B3	OE 06238395
		08/02 → 09/05	SAG069	Crankshaft sensor	B3	OE 055354601
	08/02 → 07/06	SPA103	Coolant temperature sensor	E3	OE 01338418	
		SPA171	Coolant temperature sensor	E3	OE 01342567	
		SAA101	Oil pressure switches	F1	OE 04708758	
	2.8 V6 Turbo (F68)	169	08/05 → 08/08	SAD004	Knock sensor	B1
188		08/05 → 09/08	SAG237	Crankshaft sensor	B3	OE 012566848
			SAD004	Knock sensor	B1	OE 06235712
184		08/05 → 08/08	SAG237	Crankshaft sensor	B3	OE 012566848
			SAD004	Knock sensor	B1	OE 06235712
206		08/06 → 08/08	SAG237	Crankshaft sensor	B3	OE 012566848
			SAD004	Knock sensor	B1	OE 06235712
3.2 V6 (F68)		155	08/02 → 07/06	SAC021	Camshaft sensor	B2
	SAG229			Crankshaft sensor	B3	OE 01238249
VECTRA C Station wagon (Z02)						
1.9 CDTI (F35)	88	04/04 → 01/09	ATS20	Intake pressure sensor	A3	OE 01235029
			APS63	Intake pressure sensor	A3	OE 01247419
			SAC088	Camshaft sensor	B2	OE 06235667
			STS0043	Exhaust gas temperature sensor	C1	OE 55190616; Position: in front of the catalyzt; Cable length: 335
			STS0077	Exhaust gas temperature sensor	C1	OE 55557466; Position: post-catalyzt; Cable length: 1420
			SPS001	Exhaust gas pressure sensor	C2	OE 04709270; Replaced by SPS009
			SPS009	Exhaust gas pressure sensor	C2	OE 4709270

	KW			DESCRIPTION	TYPE	
OPEL						
VECTRA C Station wagon (Z02)						
1.9 CDTI (F35)	88	04/04 → 01/09	SPS013	Exhaust gas pressure sensor	C2	OE 1247419
			SPA177	Coolant temperature sensor	E3	OE 01338040
			SAA101	Oil pressure switches	F1	OE 04708758
			APS49	Fuel pressure sensor	F2	OE 055564170
			APS134	Fuel pressure sensor	F2	OE 093177365
	110	04/04 → 08/08	ATS20	Intake pressure sensor	A3	OE 01235029
			APS63	Intake pressure sensor	A3	OE 01247419
			SAC068	Camshaft sensor	B2	OE 01235268
			SAG133	Crankshaft sensor	B3	OE 01235129
			STS0043	Exhaust gas temperature sensor	C1	OE 55190616; Position: in front of the catalyst; Cable length: 335
			STS0077	Exhaust gas temperature sensor	C1	OE 55557466; Position: post-catalyst; Cable length: 1420
			SPS001	Exhaust gas pressure sensor	C2	OE 04709270; Replaced by SPS009
			SPS009	Exhaust gas pressure sensor	C2	OE 4709270
			SPS013	Exhaust gas pressure sensor	C2	OE 1247419
			SPA177	Coolant temperature sensor	E3	OE 01338040
			SAA101	Oil pressure switches	F1	OE 04708758
			APS49	Fuel pressure sensor	F2	OE 055564170
			APS134	Fuel pressure sensor	F2	OE 093177365
2.2 direct (F35)	114	10/03 → 08/08	APS44	Intake pressure sensor	A3	OE 01235046
			SAD015	Knock sensor	B1	OE 06238099
			SAC062	Camshaft sensor	B2	OE 01247862
			SAG083	Crankshaft sensor	B3	OE 012567712
			SPA115	Coolant temperature sensor	E3	OE 01338441
2.8 V6 Turbo (F35))	169	08/05 → 10/08	SAD004	Knock sensor	B1	OE 06235712
			SAG237	Crankshaft sensor	B3	OE 012566848
	188	08/05 → 09/08	SAD004	Knock sensor	B1	OE 06235712
			SAG237	Crankshaft sensor	B3	OE 012566848
	206	07/06 → 08/08	SAD004	Knock sensor	B1	OE 06235712
			SAG237	Crankshaft sensor	B3	OE 012566848
	184	08/05 → 08/08	SAD004	Knock sensor	B1	OE 06235712
			SAG237	Crankshaft sensor	B3	OE 012566848
3.2 V6 (F35)	155	10/03 → 07/05	SAC021	Camshaft sensor	B2	OE 06238111
			SAG229	Crankshaft sensor	B3	OE 01238249
VIVARO A Combi (X83)						
1.9 DTI (F7, J7, A07)	74	08/01 →	APS34	Intake pressure sensor	A3	OE 04410279
			APS37	Intake pressure sensor	A3	OE 04406441
			SAG153	Crankshaft sensor	B3	OE 04413789
			SAG246	Crankshaft sensor	B3	OE 01232268
			SAG277	Crankshaft sensor	B3	OE 04418589
			SPA169	Coolant temperature sensor	E3	OE 04400329
2.0 CDTI (F7, J7, A07)	84	08/06 →	SAC077	Camshaft sensor	B2	OE 04431517
			SPA183	Coolant temperature sensor	E3	OE 04431529
VIVARO A Furgonato (X83)						
1.9 DI (F7)	60	08/01 →	APS34	Intake pressure sensor	A3	OE 04410279
			APS37	Intake pressure sensor	A3	OE 04406441
			SAG153	Crankshaft sensor	B3	OE 04413789
			SAG246	Crankshaft sensor	B3	OE 01232268
			SAG277	Crankshaft sensor	B3	OE 04418589
			SPA169	Coolant temperature sensor	E3	OE 04400329
1.9 DTI (F7)	74	08/01 →	APS34	Intake pressure sensor	A3	OE 04410279
			APS37	Intake pressure sensor	A3	OE 04406441
			SAG153	Crankshaft sensor	B3	OE 04413789
			SAG246	Crankshaft sensor	B3	OE 01232268

	kw			DESCRIPTION	TYPE	
OPEL						
VIVARO A Furgonato (X83)						
1.9 DTI (F7)	74	08/01 →	SAG277	Crankshaft sensor	B3	OE 04418589
			SPA169	Coolant temperature sensor	E3	OE 04400329
2.0 CDTI (F7)	66	08/06 →	SAC077	Camshaft sensor	B2	OE 04431517
			SPA183	Coolant temperature sensor	E3	OE 04431529
	84	08/06 →	SAC077	Camshaft sensor	B2	OE 04431517
			SPA183	Coolant temperature sensor	E3	OE 04431529
2.5 CDTI (F7)	107	08/06 →	SAG153	Crankshaft sensor	B3	OE 04413789
			SPA169	Coolant temperature sensor	E3	OE 04400329
			SPA183	Coolant temperature sensor	E3	OE 04431529
2.5 DTI (F7)	99	05/03 →	APS23	Intake pressure sensor	A3	OE 01235083
			SAG153	Crankshaft sensor	B3	OE 04413789
			SPA169	Coolant temperature sensor	E3	OE 04400329
			SPA183	Coolant temperature sensor	E3	OE 04431529
VIVARO A Pianale piatto/Telaio (X83)						
2.0 CDTI	84	08/06 →	SAC077	Camshaft sensor	B2	OE 04431517
			SPA183	Coolant temperature sensor	E3	OE 04431529
VIVARO B Combi (X82)						
1.6 CDTI (06)	92	04/15 →	SPA147	Coolant temperature sensor	E3	OE 04407990
ZAFIRA / ZAFIRA FAMILY B (A05)						
1.6 (M75)	77	07/05 → 09/12	ATS17	Air temperature sensor	A1	OE 012129596
			APS44	Intake pressure sensor	A3	OE 01235046
			SAC057	Camshaft sensor	B2	OE 06238282
			SAG020	Crankshaft sensor	B3	OE 010456604
			SPA103	Coolant temperature sensor	E3	OE 01338418
			SPA171	Coolant temperature sensor	E3	OE 01342567
			SAA103	Oil pressure switches	F1	OE 01252555
	85	01/08 → 04/15	ATS17	Air temperature sensor	A1	OE 012129596
			APS84	Intake pressure sensor	A3	OE 01238394
			SAD028	Knock sensor	B1	Flange, hole diameter [mm]: 8
			SAD033	Knock sensor	B1	OE 055353316
			SAC062	Camshaft sensor	B2	OE 01247862
			SAG223	Crankshaft sensor	B3	OE 055555806
			SPA175	Coolant temperature sensor	E3	OE 012992783
1.6 CNG (M75)	69	07/05 → 04/15	ATS17	Air temperature sensor	A1	OE 012129596
			APS44	Intake pressure sensor	A3	OE 01235046
			SAD027	Knock sensor	B1	OE 010456240
			SAC080	Camshaft sensor	B2	OE 010456585
			SAG020	Crankshaft sensor	B3	OE 010456604
			SPA103	Coolant temperature sensor	E3	OE 01338418
			SPA171	Coolant temperature sensor	E3	OE 01342567
1.6 CNG Turbo (M75)	110	04/10 → 04/15	ATS10	Air temperature sensor	A1	OE 01238244
			SAD026	Knock sensor	B1	OE 01247489
			SAC092	Camshaft sensor	B2	OE 01247810
		04/09 → 04/15	SAG223	Crankshaft sensor	B3	OE 055555806
			SPA182	Coolant temperature sensor	E3	OE 01247070
1.7 CDTI (M75)	81	01/08 → 04/15	SAA103	Oil pressure switches	F1	OE 01252555
			APS113	Intake pressure sensor	A3	OE 06238678
			STS0107	Exhaust gas temperature sensor	C1	OE 55562433; Position: before soot particulate filter; Cable length: 550
			STS0143	Exhaust gas temperature sensor	C1	OE 55566086; Position: for soot particulate filter; Cable length: 1195

	KW			DESCRIPTION	TYPE	
OPEL						
ZAFIRA / ZAFIRA FAMILY B (A05)						
1.7 CDTI (M75)	81	01/08 → 04/15	STS0145	Exhaust gas temperature sensor	C1	OE 55566631; Position: for soot particulate filter; Cable length: 1185
			STS0149	Exhaust gas temperature sensor	C1	OE 55566621; Position: after soot particulate filter; Cable length: 1540
			SPS009	Exhaust gas pressure sensor	C2	OE 4709270
			SPA103	Coolant temperature sensor	E3	OE 01338418
			SPA171	Coolant temperature sensor	E3	OE 01342567
	92	01/08 → 04/15	APS113	Intake pressure sensor	A3	OE 06238678
			STS0107	Exhaust gas temperature sensor	C1	OE 55562433; Position: before soot particulate filter; Cable length: 550
			STS0145	Exhaust gas temperature sensor	C1	OE 55566631; Position: for soot particulate filter; Cable length: 1185
			STS0149	Exhaust gas temperature sensor	C1	OE 55566621; Position: after soot particulate filter; Cable length: 1540
			SPS009	Exhaust gas pressure sensor	C2	OE 4709270
			SPA103	Coolant temperature sensor	E3	OE 01338418
			SPA171	Coolant temperature sensor	E3	OE 01342567
1.8 (M75)	103	07/05 → 04/15	ATS17	Air temperature sensor	A1	OE 012129596
			APS84	Intake pressure sensor	A3	OE 01238394
			SAD028	Knock sensor	B1	Flange, hole diameter [mm]: 8
			SAD033	Knock sensor	B1	OE 055353316
			SAC062	Camshaft sensor	B2	OE 01247862
			SAG223	Crankshaft sensor	B3	OE 05555806
			SPA175	Coolant temperature sensor	E3	OE 012992783
			SPA182	Coolant temperature sensor	E3	OE 01247070
1.9 CDTI (M75)	110	07/05 → 04/15	ATS10	Air temperature sensor	A1	OE 01238244
			APS25	Intake pressure sensor	A3	OE 055206797
			ATS20	Intake pressure sensor	A3	OE 01235029
			APS63	Intake pressure sensor	A3	OE 01247419
			SAC068	Camshaft sensor	B2	OE 01235268
			SAG133	Crankshaft sensor	B3	OE 01235129
			STS0031	Exhaust gas temperature sensor	C1	OE 55558578; Position: post-catalyst; Cable length: 1560
			STS0043	Exhaust gas temperature sensor	C1	OE 55190616; Position: in front of the catalyst; Cable length: 335
			SPS001	Exhaust gas pressure sensor	C2	OE 04709270; Replaced by SPS009
			SPS009	Exhaust gas pressure sensor	C2	OE 4709270
			SPS013	Exhaust gas pressure sensor	C2	OE 1247419
			SPA177	Coolant temperature sensor	E3	OE 01338040
			SAA101	Oil pressure switches	F1	OE 04708758
	74	07/05 → 12/10	APS49	Fuel pressure sensor	F2	OE 055564170
			APS134	Fuel pressure sensor	F2	OE 093177365
			ATS20	Intake pressure sensor	A3	OE 01235029
			APS63	Intake pressure sensor	A3	OE 01247419
			SAC088	Camshaft sensor	B2	OE 06235667
			STS0031	Exhaust gas temperature sensor	C1	OE 55558578; Position: after soot particulate filter; Cable length: 1560
			SPS001	Exhaust gas pressure sensor	C2	OE 04709270; Replaced by SPS009
SPS009	Exhaust gas pressure sensor	C2	OE 4709270			
SPS013	Exhaust gas pressure sensor	C2	OE 1247419			
SPA177	Coolant temperature sensor	E3	OE 01338040			
SAA101	Oil pressure switches	F1	OE 04708758			
APS49	Fuel pressure sensor	F2	OE 055564170			
APS134	Fuel pressure sensor	F2	OE 093177365			





	kW			DESCRIPTION	TYPE	
OPEL						
ZAFIRA / ZAFIRA FAMILY B (A05)						
1.9 CDTI (M75)	88	07/05 → 04/15	ATS20	Intake pressure sensor	A3	OE 01235029
			APS63	Intake pressure sensor	A3	OE 01247419
			SAC088	Camshaft sensor	B2	OE 06235667
			STS0031	Exhaust gas temperature sensor	C1	OE 55558578; Position: after soot particulate filter; Cable length: 1560
			SPS001	Exhaust gas pressure sensor	C2	OE 04709270; Replaced by SPS009
			SPS009	Exhaust gas pressure sensor	C2	OE 4709270
			SPS013	Exhaust gas pressure sensor	C2	OE 1247419
			SPA177	Coolant temperature sensor	E3	OE 01338040
			SAA101	Oil pressure switches	F1	OE 04708758
			APS49	Fuel pressure sensor	F2	OE 055564170
APS134	Fuel pressure sensor	F2	OE 093177365			
2.0 (M75)	147	07/05 → 12/10	SAC035	Camshaft sensor	B2	OE 01238749
			SAG057	Crankshaft sensor	B3	OE 01238241
	177	01/06 → 12/10	SAC035	Camshaft sensor	B2	OE 01238749
			SAG057	Crankshaft sensor	B3	OE 01238241
2.2 (M75)	110	07/05 → 12/12	APS44	Intake pressure sensor	A3	OE 01235046
			SAD015	Knock sensor	B1	OE 06238099
			SAC062	Camshaft sensor	B2	OE 01247862
			SAG083	Crankshaft sensor	B3	OE 012567712
			SAG276	Crankshaft sensor	B3	OE 01238113
			SPA115	Coolant temperature sensor	E3	OE 01338441
ZAFIRA A MPV / Space wagon (T98)						
1.6 16V (F75)	74	04/99 → 06/05	ATS17	Air temperature sensor	A1	OE 012129596
			SVF013	Throttle position sensors	A2	OE 017080671
			APS44	Intake pressure sensor	A3	OE 01235046
			APS100	Intake pressure sensor	A3	OE 01235060
			SAD027	Knock sensor	B1	OE 010456240
			SAC080	Camshaft sensor	B2	OE 010456585
			SAC082	Camshaft sensor	B2	OE 06238000
			SAG020	Crankshaft sensor	B3	OE 010456604
			SAG137	Crankshaft sensor	B3	OE 06238098
			SAG206	Crankshaft sensor	B3	OE 01236304
			SAG276	Crankshaft sensor	B3	OE 01238113
			SPA103	Coolant temperature sensor	E3	OE 01338418
			SPA171	Coolant temperature sensor	E3	OE 01342567
SAA101	Oil pressure switches	F1	OE 04708758			
1.6 CNG (F75)	71	09/01 → 06/05	ATS17	Air temperature sensor	A1	OE 012129596
			APS44	Intake pressure sensor	A3	OE 01235046
			SAD027	Knock sensor	B1	OE 010456240
			SAC080	Camshaft sensor	B2	OE 010456585
			SAG020	Crankshaft sensor	B3	OE 010456604
			SAG206	Crankshaft sensor	B3	OE 01236304
			SAG276	Crankshaft sensor	B3	OE 01238113
			SPA103	Coolant temperature sensor	E3	OE 01338418
			SPA171	Coolant temperature sensor	E3	OE 01342567
			SAA101	Oil pressure switches	F1	OE 04708758
1.8 16V (F75)	85	04/99 → 09/00	SAD015	Knock sensor	B1	OE 06238099
			SAD027	Knock sensor	B1	OE 010456240
			SAC071	Camshaft sensor	B2	OE 01238425
			SAG116	Crankshaft sensor	B3	OE 06238459
			SAG206	Crankshaft sensor	B3	OE 01236304
			SAG276	Crankshaft sensor	B3	OE 01238113
			SPA175	Coolant temperature sensor	E3	OE 012992783
			SAA101	Oil pressure switches	F1	OE 04708758

	KW			DESCRIPTION	TYPE	
OPEL						
ZAFIRA A MPV / Space wagon (T98)						
1.8 16V (F75)	92	09/00 → 06/05	SAD007	Knock sensor	B1	OE 06238181
			SAD015	Knock sensor	B1	OE 06238099
			SAC071	Camshaft sensor	B2	OE 01238425
			SAG120	Crankshaft sensor	B3	OE 01238223
			SAG206	Crankshaft sensor	B3	OE 01236304
			SAG276	Crankshaft sensor	B3	OE 01238113
			SPA175	Coolant temperature sensor	E3	OE 012992783
			SAA101	Oil pressure switches	F1	OE 04708758
2.0 DI 16V (F75)	60	07/99 → 06/05	APS93	Intake pressure sensor	A3	OE 06238391
			SAG021	Crankshaft sensor	B3	OE 06238395
			SAG021-1	Crankshaft sensor	B3	OE 6238395
			SAG206	Crankshaft sensor	B3	OE 01236304
			SAG276	Crankshaft sensor	B3	OE 01238113
			SPA103	Coolant temperature sensor	E3	OE 01338418
			SPA171	Coolant temperature sensor	E3	OE 01342567
			SAA101	Oil pressure switches	F1	OE 04708758
2.0 DTI 16V (F75)	74	09/00 → 06/05	ATS20	Intake pressure sensor	A3	OE 01235029
			APS93	Intake pressure sensor	A3	OE 06238391
			SAG021	Crankshaft sensor	B3	OE 06238395
			SAG021-1	Crankshaft sensor	B3	OE 6238395
			SAG206	Crankshaft sensor	B3	OE 01236304
			SAG276	Crankshaft sensor	B3	OE 01238113
			SPA103	Coolant temperature sensor	E3	OE 01338418
			SPA171	Coolant temperature sensor	E3	OE 01342567
SAA101	Oil pressure switches	F1	OE 04708758			
2.0 OPC (F75)	141	09/01 → 06/05	SAC035	Camshaft sensor	B2	OE 01238749
		SAG057	Crankshaft sensor	B3	OE 01238241	
	147	11/02 → 06/05	SAC035	Camshaft sensor	B2	OE 01238749
		SAG057	Crankshaft sensor	B3	OE 01238241	
2.2 16V (F75)	108	09/00 → 06/05	APS44	Intake pressure sensor	A3	OE 01235046
			SAG083	Crankshaft sensor	B3	OE 012567712
			SAG206	Crankshaft sensor	B3	OE 01236304
			SAG276	Crankshaft sensor	B3	OE 01238113
			SPA115	Coolant temperature sensor	E3	OE 01338441
2.2 DTI 16V (F75)	92	01/02 → 06/05	ATS20	Intake pressure sensor	A3	OE 01235029
			SAG021	Crankshaft sensor	B3	OE 06238395
			SAG021-1	Crankshaft sensor	B3	OE 6238395
			SAG206	Crankshaft sensor	B3	OE 01236304
			SAG276	Crankshaft sensor	B3	OE 01238113
			SPA103	Coolant temperature sensor	E3	OE 01338418
			SPA171	Coolant temperature sensor	E3	OE 01342567
SAA101	Oil pressure switches	F1	OE 04708758			
ZAFIRA TOURER C (P12)						
1.4 (75)	103	10/11 →	ATS20	Intake pressure sensor	A3	OE 01235029
		01/12 →	APS100	Intake pressure sensor	A3	OE 01235060
			APS105	Intake pressure sensor	A3	OE 01238269
		10/11 →	SAD025	Knock sensor	B1	OE 01236006
			SAC109	Camshaft sensor	B2	OE 01237183
			SAG227	Crankshaft sensor	B3	OE 1238268
2.0 CDTi (75)	121	10/11 →	SAA103	Oil pressure switches	F1	OE 01252555
			ATS20	Intake pressure sensor	A3	OE 01235029
			STS0047	Exhaust gas temperature sensor	C1	OE 55489472; Position: in front of the catalyst; Cable length: 280
			SPS009	Exhaust gas pressure sensor	C2	OE 4709270
SPA103	Coolant temperature sensor	E3	OE 01338418			

	kw			DESCRIPTION	TYPE	
OPEL						
ZAFIRA TOURER C (P12)						
2.0 CDTi (75)	121	10/11 →	APS49	Fuel pressure sensor	F2	OE 055564170
	96	10/11 →	ATS20	Intake pressure sensor	A3	OE 01235029
			SAC068	Camshaft sensor	B2	OE 01235268
			STS0047	Exhaust gas temperature sensor	C1	OE 55489472; Position: in front of the catalyzt; Cable length: 280
			SPS009	Exhaust gas pressure sensor	C2	OE 4709270
			SPA103	Coolant temperature sensor	E3	OE 01338418
			APS49	Fuel pressure sensor	F2	OE 055564170
PEUGEOT						
106 I (1A, 1C)						
1.0	33	09/91 → 04/96	SZA102	Coolant temperature sensor	E3	OE 1920C4
	37	09/91 → 04/96	SZA102	Coolant temperature sensor	E3	OE 1920C4
1.1	44	09/91 → 04/96	PRT03E/04	Intake pressure sensor	A3	OE 1920P2
			SZA102	Coolant temperature sensor	E3	OE 1920C4
1.3	72	10/93 → 04/96	PRT03E/04	Intake pressure sensor	A3	OE 1920P2
			SZA102	Coolant temperature sensor	E3	OE 1920C4
1.4	55	09/91 → 04/96	SZA102	Coolant temperature sensor	E3	OE 1920C4
	69	09/91 → 04/96	SZA102	Coolant temperature sensor	E3	OE 1920C4
1.4 D	37	09/92 → 04/96	SZA102	Coolant temperature sensor	E3	OE 1920C4
1.5 D	40	06/94 → 04/96	SZA102	Coolant temperature sensor	E3	OE 1920C4
	43	06/94 → 04/96	SZA102	Coolant temperature sensor	E3	OE 1920C4
1.6	65	06/93 → 04/96	APS29	Intake pressure sensor	A3	OE 1920K8
			SZA102	Coolant temperature sensor	E3	OE 1920C4
	76	01/94 → 04/96	APS29	Intake pressure sensor	A3	OE 1920K8
			PRT03E/04	Intake pressure sensor	A3	OE 1920P2
			SZA102	Coolant temperature sensor	E3	OE 1920C4
106 II (1A, 1C)						
1.1 i	44	05/96 → 07/04	SZA102	Coolant temperature sensor	E3	OE 1920C4
1.5 D	42	04/98 → 07/04	SAG028	Crankshaft sensor	B3	OE 616070
		04/98 → 03/04	MWSS062	ABS sensor	D1	OE 454557; Position: front axle left and right
			MWSS063	ABS sensor	D1	OE 454580; Position: rear axle left and right
		04/98 → 07/04	SPA180	Coolant temperature sensor	E3	OE 133810
			SAA118	Oil pressure switches	F1	OE 1131C5
1.6 i	65	05/96 → 10/99	APS29	Intake pressure sensor	A3	OE 1920K8
	74	05/96 → 01/01	PRT03E/04	Intake pressure sensor	A3	OE 1920P2
107 (PM, PN)						
1.0	50	06/05 → 05/14	APS75	Intake pressure sensor	A3	OE 1920KN
			SAD025	Knock sensor	B1	OE 594635
			SAC091	Camshaft sensor	B2	OE 1920HV
			SAG152	Crankshaft sensor	B3	OE 1920HW
			SAG282	Crankshaft sensor	B3	OE 2529S8
	06/05 → 02/12	MWSS015	ABS sensor	D1	OE 4545E1; Position: front axle left and right	
		MWSS016	ABS sensor	D1	OE 4545E2; Position: rear axle left and right	
	03/12 → 05/14	MWSS151	ABS sensor	D1	OE B000698080; Position: front axle left and right	
		MWSS152	ABS sensor	D1	OE B000698180; Position: rear axle left and right	
	1.4 HDi	40	06/05 → 05/14	SPA162	Coolant temperature sensor	E3
ATS22				Air temperature sensor	A1	OE 1920GF
APS112				Intake pressure sensor	A3	OE 1920GH

	KW			DESCRIPTION	TYPE	
PEUGEOT						
107 (PM_, PN_)						
1.4 HDi	40	06/05 → 05/14	SAC100	Camshaft sensor	B2	OE 1920EJ
			SAG167	Crankshaft sensor	B3	OE 1920PW
			MWSS015	ABS sensor	D1	OE 4545E1; Position: front axle left and right
			MWSS016	ABS sensor	D1	OE 4545E2; Position: rear axle left and right
			SPA172	Coolant temperature sensor	E3	OE 1338C1
			SAA118	Oil pressure switches	F1	OE 1131C5
108						
1.0 VTi	51	05/14 →	APS75	Intake pressure sensor	A3	OE 1920KN
			SAD025	Knock sensor	B1	OE 594635
			SAC091	Camshaft sensor	B2	OE 1920HV
			MWSS151	ABS sensor	D1	OE B000698080; Position: front axle left and right
			MWSS152	ABS sensor	D1	OE B000698180; Position: rear axle left and right
1.2	60	05/14 →	SAC125	Camshaft sensor	B2	OE 9688725080
			MWSS152	ABS sensor	D1	OE B000698180; Position: rear axle left and right
205 I (741A/C)						
1.6 GTI	76	12/84 → 10/87	SVF010	Throttle position sensors	A2	OE 1628A3
1.9 GTI	94	10/86 → 10/87	SVF010	Throttle position sensors	A2	OE 1628A3
	75	03/87 → 10/87	SVF010	Throttle position sensors	A2	OE 1628A3
205 I Cabriolet (741B, 20D)						
1.1 CJ	44	10/89 → 12/94	SZA102	Coolant temperature sensor	E3	OE 1920C4
1.6	85	08/87 → 07/92	SVF010	Throttle position sensors	A2	OE 1628A3
1.6 CJ	65	08/92 → 12/94	PF90/018	Throttle position sensors	A2	OE 1920.N0
1.6 CTI	76	03/86 → 10/90	SVF010	Throttle position sensors	A2	OE 1628A3
1.9 CTI	75	10/87 → 12/94	SVF010	Throttle position sensors	A2	OE 1628A3
	74	08/87 → 07/90	SVF010	Throttle position sensors	A2	OE 1628A3
205 II (20A/C)						
1.1	44	07/89 → 09/98	SZA102	Coolant temperature sensor	E3	OE 1920C4
1.6	55	01/91 → 09/98	SZA102	Coolant temperature sensor	E3	OE 1920C4
1.6 Aut.	65	05/90 → 09/98	SZA102	Coolant temperature sensor	E3	OE 1920C4
1.6 GTI	76	10/87 → 12/89	SVF010	Throttle position sensors	A2	OE 1628A3
	85	10/87 → 12/89	SVF010	Throttle position sensors	A2	OE 1628A3
1.9 GTI	94	10/87 → 09/98	SVF010	Throttle position sensors	A2	OE 1628A3
	88	10/87 → 10/94	SVF010	Throttle position sensors	A2	OE 1628A3
1.9 GTI Cat	75	10/87 → 07/94	SVF010	Throttle position sensors	A2	OE 1628A3
206 2 volumi /Coda spiovente (2A/C)						
1.1 i	44	09/98 → 02/07	IATS04	Air temperature sensor	A1	OE 19201J
			KITPF2C	Throttle position sensors	A2	OE 19201H
			CA0077265/1	Throttle position sensors	A2	OE 1635Z9
			APS76	Intake pressure sensor	A3	OE 19200E
			APS77	Intake pressure sensor	A3	OE 1920AJ
			APS90	Intake pressure sensor	A3	OE 1920AN
		12/98 → 02/07	APS90	Intake pressure sensor	A3	OE 1920AN
		09/98 → 02/07	SAD028	Knock sensor	B1	OE 594621
			SAD033	Knock sensor	B1	OE 594623
			SAG027	Crankshaft sensor	B3	OE 2576083A
			SAG028	Crankshaft sensor	B3	OE 616070
		03/00 → 02/07	SAG164	Crankshaft sensor	B3	OE 1920AW
		09/98 → 09/02	MWSS055	ABS sensor	D1	OE 454576; Position: front axle left and right
			MWSS056	ABS sensor	D1	OE 454577; Position: rear axle left and right

	kW			DESCRIPTION	TYPE			
PEUGEOT								
206 2 volumi /Coda spiovente (2A/C)								
1.1 i	44	09/98 → 02/07	MWSS065	ABS sensor	D1	OE 4545A3; Position: rear axle left and right		
			SPA107	Coolant temperature sensor	E3	OE 133888		
			SPA164	Coolant temperature sensor	E3	OE 19203F		
			SPA167	Coolant temperature sensor	E3	OE 133897		
			SAA118	Oil pressure switches	F1	OE 1131C5		
1.4 16V	65	10/03 → 02/08	APS77	Intake pressure sensor	A3	OE 1920AJ		
			SAG028	Crankshaft sensor	B3	OE 616070		
			SAG164	Crankshaft sensor	B3	OE 1920AW		
			MWSS066	ABS sensor	D1	OE 4545A0; Position: rear axle left and right		
			SPA107	Coolant temperature sensor	E3	OE 133888		
			SPA161	Coolant temperature sensor	E3	OE 1338F3		
			SAA118	Oil pressure switches	F1	OE 1131C5		
1.4 HDi eco 70	50	09/01 → 04/09	ATS22	Air temperature sensor	A1	OE 1920GF		
			APS112	Intake pressure sensor	A3	OE 1920GH		
			SAC100	Camshaft sensor	B2	OE 1920EJ		
			SAG028	Crankshaft sensor	B3	OE 616070		
			SAG167	Crankshaft sensor	B3	OE 1920PW		
		09/01 → 09/02	MWSS055	ABS sensor	D1	OE 454576; Position: front axle left and right		
			MWSS056	ABS sensor	D1	OE 454577; Position: rear axle left and right		
		09/01 → 02/09	MWSS064	ABS sensor	D1	OE 454599; Position: front axle left and right		
		09/01 → 04/09	MWSS065	ABS sensor	D1	OE 4545A3; Position: rear axle left and right		
		09/01 → 02/09	MWSS066	ABS sensor	D1	OE 4545A0; Position: rear axle left and right		
		09/01 → 04/09	SPA172	Coolant temperature sensor	E3	OE 1338C1		
			SAA118	Oil pressure switches	F1	OE 1131C5		
		1.4 i	55	09/98 → 12/12	IATS04	Air temperature sensor	A1	OE 19201J
					KITPF2C	Throttle position sensors	A2	OE 19201H
					CA0077265/1	Throttle position sensors	A2	OE 1635Z9
APS76	Intake pressure sensor				A3	OE 19200E		
APS77	Intake pressure sensor				A3	OE 1920AJ		
12/98 → 12/12	APS90			Intake pressure sensor	A3	OE 1920AN		
09/98 → 12/12	SAD028			Knock sensor	B1	OE 594621		
	SAD030			Knock sensor	B1	OE 594628		
	SAD033			Knock sensor	B1	OE 594623		
	SAC064			Camshaft sensor	B2	OE 1920L1		
	SAG027			Crankshaft sensor	B3	OE 2576083A		
	SAG028			Crankshaft sensor	B3	OE 616070		
03/00 → 12/12	SAG130			Crankshaft sensor	B3	OE 1920AV		
10/00 → 08/03	SAG164			Crankshaft sensor	B3	OE 1920AW		
09/98 → 12/12	SAG279			Crankshaft sensor	B3	OE 252980		
09/98 → 12/12	SAG280			Crankshaft sensor	B3	OE 252929		
09/98 → 09/02	MWSS055			ABS sensor	D1	OE 454576; Position: front axle left and right		
	MWSS056			ABS sensor	D1	OE 454577; Position: rear axle left and right		
09/98 → 02/09	MWSS064			ABS sensor	D1	OE 454599; Position: front axle left and right		
09/98 → 12/12	MWSS065			ABS sensor	D1	OE 4545A3; Position: rear axle left and right		

	KW			DESCRIPTION	TYPE	
PEUGEOT						
206 2 volumi /Coda spiovente (2A/C)						
1.4 i	55	09/98 → 02/09	MWSS066	ABS sensor	D1	OE 4545A0; Position: rear axle left and right
			SPA107	Coolant temperature sensor	E3	OE 133888
		09/98 → 12/12	SPA164	Coolant temperature sensor	E3	OE 19203F
			SPA167	Coolant temperature sensor	E3	OE 133897
			SZA101	Coolant temperature sensor	E3	OE 1920K9
1.6 16V	80	07/00 → 04/09	SAA118	Oil pressure switches	F1	OE 1131C5
			APS77	Intake pressure sensor	A3	OE 1920AJ
			SAD028	Knock sensor	B1	OE 594621
			SAD033	Knock sensor	B1	OE 594623
			SAG027	Crankshaft sensor	B3	OE 2576083A
			SAG028	Crankshaft sensor	B3	OE 616070
		07/00 → 08/03	SAG279	Crankshaft sensor	B3	OE 252980
		07/00 → 04/09	SAG280	Crankshaft sensor	B3	OE 252929
		07/00 → 09/02	MWSS055	ABS sensor	D1	OE 454576; Position: front axle left and right
			MWSS056	ABS sensor	D1	OE 454577; Position: rear axle left and right
		07/00 → 02/09	MWSS064	ABS sensor	D1	OE 454599; Position: front axle left and right
			MWSS065	ABS sensor	D1	OE 4545A3; Position: rear axle left and right
		10/02 → 04/09	MWSS066	ABS sensor	D1	OE 4545A0; Position: rear axle left and right
		07/00 → 04/09	SPA107	Coolant temperature sensor	E3	OE 133888
			SPA161	Coolant temperature sensor	E3	OE 1338F3
SPA167	Coolant temperature sensor		E3	OE 133897		
SAA118	Oil pressure switches		F1	OE 1131C5		
1.6 HDi 110	80	05/04 → 02/07	ATS22	Air temperature sensor	A1	OE 1920GF
			APS38	Intake pressure sensor	A3	OE 1920CZ
			SAC096	Camshaft sensor	B2	OE 19207V
			SAG028	Crankshaft sensor	B3	OE 616070
			SAG167	Crankshaft sensor	B3	OE 1920PW
			SPS008	Exhaust gas pressure sensor	C2	OE 1618LP
		07/00 → 04/09	MWSS066	ABS sensor	D1	OE 4545A0; Position: rear axle left and right
			SPA172	Coolant temperature sensor	E3	OE 1338C1
			SAA118	Oil pressure switches	F1	OE 1131C5
1.6 i	65	09/98 → 12/00	IATS04	Air temperature sensor	A1	OE 19201J
			KITPF2C	Throttle position sensors	A2	OE 19201H
			APS76	Intake pressure sensor	A3	OE 19200E
		12/98 → 12/00	APS90	Intake pressure sensor	A3	OE 1920AN
		09/98 → 12/00	SAD030	Knock sensor	B1	OE 594628
			SAG027	Crankshaft sensor	B3	OE 2576083A
			SAG028	Crankshaft sensor	B3	OE 616070
			SAG164	Crankshaft sensor	B3	OE 1920AW
			MWSS055	ABS sensor	D1	OE 454576; Position: front axle left and right
			MWSS056	ABS sensor	D1	OE 454577; Position: rear axle left and right
			MWSS066	ABS sensor	D1	OE 4545A0; Position: rear axle left and right
		SPA164	Coolant temperature sensor	E3	OE 19203F	



kW







DESCRIPTION

TYPE


PEUGEOT
206 2 volumi /Coda spiovente (2A/C)

1.9 D	51	09/98 → 11/01	SAG027	Crankshaft sensor	B3	OE 2576083A
			SAG028	Crankshaft sensor	B3	OE 616070
			SAG150	Crankshaft sensor	B3	OE 1920E2
			MWSS055	ABS sensor	D1	OE 454576; Position: front axle left and right
			MWSS056	ABS sensor	D1	OE 454577; Position: rear axle left and right
			MWSS066	ABS sensor	D1	OE 4545A0; Position: rear axle left and right
			SPA107	Coolant temperature sensor	E3	OE 133888
			SPA167	Coolant temperature sensor	E3	OE 133897
			SAA118	Oil pressure switches	F1	OE 1131C5
2.0 HDI 90	66	12/99 → 09/09	SAC096	Camshaft sensor	B2	OE 19207V
			SAG027	Crankshaft sensor	B3	OE 2576083A
			SAG028	Crankshaft sensor	B3	OE 616070
		12/99 → 05/02	SAG157	Crankshaft sensor	B3	OE 19207N
			06/02 → 09/09	SAG217	Crankshaft sensor	B3
		12/99 → 09/02	MWSS055	ABS sensor	D1	OE 454576; Position: front axle left and right
			MWSS056	ABS sensor	D1	OE 454577; Position: rear axle left and right
		12/99 → 02/09	MWSS064	ABS sensor	D1	OE 454599; Position: front axle left and right
		12/99 → 09/09	MWSS065	ABS sensor	D1	OE 4545A3; Position: rear axle left and right
		12/99 → 02/09	MWSS066	ABS sensor	D1	OE 4545A0; Position: rear axle left and right
		12/99 → 09/09	SPA107	Coolant temperature sensor	E3	OE 133888
			SPA167	Coolant temperature sensor	E3	OE 133897
			SPA172	Coolant temperature sensor	E3	OE 1338C1
			SAA118	Oil pressure switches	F1	OE 1131C5
		2.0 RC	130	07/03 → 12/07	APS77	Intake pressure sensor
SAC070	Camshaft sensor				B2	OE 19208W
SAG028	Crankshaft sensor				B3	OE 616070
SAG217	Crankshaft sensor				B3	OE 1920EN
MWSS066	ABS sensor				D1	OE 4545A0; Position: rear axle left and right
SPA107	Coolant temperature sensor				E3	OE 133888
SAA118	Oil pressure switches				F1	OE 1131C5
2.0 S16	100	06/99 → 12/07	IATS04/01	Air temperature sensor	A1	OE 19204G
			CA0077265/1	Throttle position sensors	A2	OE 1635Z9
			APS90	Intake pressure sensor	A3	OE 1920AN
			SAD028	Knock sensor	B1	OE 594621
			SAD033	Knock sensor	B1	OE 594623
			SAC070	Camshaft sensor	B2	OE 19208W
			SAG027	Crankshaft sensor	B3	OE 2576083A
			SAG028	Crankshaft sensor	B3	OE 616070
			SAG217	Crankshaft sensor	B3	OE 1920EN
		06/99 → 09/02	MWSS055	ABS sensor	D1	OE 454576; Position: front axle left and right
			MWSS056	ABS sensor	D1	OE 454577; Position: rear axle left and right
		06/99 → 12/07	MWSS066	ABS sensor	D1	OE 4545A0; Position: rear axle left and right
			SPA107	Coolant temperature sensor	E3	OE 133888

	KW			DESCRIPTION	TYPE			
PEUGEOT								
206 2 volumi /Coda spiovente (2A/C)								
2.0 S16	100	06/99 → 12/07	SAA118	Oil pressure switches	F1	OE 1131C5		
206 CC (2D)								
1.6 16V	80	09/00 → 12/07	APS77	Intake pressure sensor	A3	OE 1920AJ		
			SAD028	Knock sensor	B1	OE 594621		
			SAD033	Knock sensor	B1	OE 594623		
			SAG028	Crankshaft sensor	B3	OE 616070		
			SAG130	Crankshaft sensor	B3	OE 1920AV		
			SAG164	Crankshaft sensor	B3	OE 1920AW		
		10/00 → 08/03	SAG279	Crankshaft sensor	B3	OE 252980		
		09/00 → 12/07	SAG280	Crankshaft sensor	B3	OE 252929		
		09/00 → 09/02	MWSS055	ABS sensor	D1	OE 454576; Position: front axle left and right		
			MWSS056	ABS sensor	D1	OE 454577; Position: rear axle left and right		
		09/00 → 01/07	MWSS064	ABS sensor	D1	OE 454599; Position: front axle left and right		
			MWSS065	ABS sensor	D1	OE 4545A3; Position: rear axle left and right		
		10/02 → 12/07	MWSS066	ABS sensor	D1	OE 4545A0; Position: rear axle left and right		
		09/00 → 12/07	SPA107	Coolant temperature sensor	E3	OE 133888		
			SPA161	Coolant temperature sensor	E3	OE 1338F3		
			SPA167	Coolant temperature sensor	E3	OE 133897		
SAA118	Oil pressure switches		F1	OE 1131C5				
1.6 HDi 110	80	04/05 → 02/07	ATS22	Air temperature sensor	A1	OE 1920GF		
			APS38	Intake pressure sensor	A3	OE 1920CZ		
			SAC096	Camshaft sensor	B2	OE 19207V		
			SAG028	Crankshaft sensor	B3	OE 616070		
			SAG167	Crankshaft sensor	B3	OE 1920PW		
			SPS008	Exhaust gas pressure sensor	C2	OE 1618LP		
		04/05 → 01/07	MWSS064	ABS sensor	D1	OE 454599; Position: front axle left and right		
			MWSS065	ABS sensor	D1	OE 4545A3; Position: rear axle left and right		
		04/05 → 02/07	MWSS066	ABS sensor	D1	OE 4545A0; Position: rear axle left and right		
			SPA172	Coolant temperature sensor	E3	OE 1338C1		
			SAA118	Oil pressure switches	F1	OE 1131C5		
		2.0 S16	100	09/00 → 12/07	IATS04/01	Air temperature sensor	A1	OE 19204G
					CA0077265/1	Throttle position sensors	A2	OE 1635Z9
					APS90	Intake pressure sensor	A3	OE 1920AN
					SAD028	Knock sensor	B1	OE 594621
SAD033	Knock sensor				B1	OE 594623		
SAC070	Camshaft sensor				B2	OE 19208W		
SAG027	Crankshaft sensor				B3	OE 2576083A		
SAG028	Crankshaft sensor				B3	OE 616070		
SAG217	Crankshaft sensor			B3	OE 1920EN			
09/00 → 09/02	MWSS055			ABS sensor	D1	OE 454576; Position: front axle left and right		
	MWSS056			ABS sensor	D1	OE 454577; Position: rear axle left and right		
09/02 → 01/07	MWSS064			ABS sensor	D1	OE 454599; Position: front axle left and right		
	MWSS065			ABS sensor	D1	OE 4545A3; Position: rear axle left and right		

	kW			DESCRIPTION	TYPE	
PEUGEOT						
206 CC (2D)						
2.0 S16	100	09/00 → 12/07	MWSS066	ABS sensor	D1	OE 4545A0; Position: rear axle left and right
			SPA107	Coolant temperature sensor	E3	OE 133888
			SAA118	Oil pressure switches	F1	OE 1131C5
206 SW (2E/K)						
1.4	55	07/02 → 02/07	CA0077265/1	Throttle position sensors	A2	OE 1635Z9
			APS77	Intake pressure sensor	A3	OE 1920AJ
			APS90	Intake pressure sensor	A3	OE 1920AN
			SAD028	Knock sensor	B1	OE 594621
			SAD033	Knock sensor	B1	OE 594623
			SAG028	Crankshaft sensor	B3	OE 616070
			SAG130	Crankshaft sensor	B3	OE 1920AV
		SAG164	Crankshaft sensor	B3	OE 1920AW	
		07/02 → 08/03	SAG279	Crankshaft sensor	B3	OE 252980
		07/02 → 02/07	SAG280	Crankshaft sensor	B3	OE 252929
		07/02 → 09/02	MWSS055	ABS sensor	D1	OE 454576; Position: front axle left and right
			MWSS056	ABS sensor	D1	OE 454577; Position: rear axle left and right
		07/02 → 02/07	MWSS064	ABS sensor	D1	OE 454599; Position: front axle left and right
			MWSS065	ABS sensor	D1	OE 4545A3; Position: rear axle left and right
			MWSS066	ABS sensor	D1	OE 4545A0; Position: rear axle left and right
			SPA107	Coolant temperature sensor	E3	OE 133888
			SPA164	Coolant temperature sensor	E3	OE 19203F
			SPA167	Coolant temperature sensor	E3	OE 133897
		SAA118	Oil pressure switches	F1	OE 1131C5	
		1.4 16V	65	10/03 →	APS77	Intake pressure sensor
SAG028	Crankshaft sensor				B3	OE 616070
SAG164	Crankshaft sensor				B3	OE 1920AW
10/03 → 05/07	MWSS064			ABS sensor	D1	OE 454599; Position: front axle left and right
10/03 →	MWSS065			ABS sensor	D1	OE 4545A3; Position: rear axle left and right
10/03 → 05/07	MWSS066			ABS sensor	D1	OE 4545A0; Position: rear axle left and right
10/03 →	SPA107			Coolant temperature sensor	E3	OE 133888
	SPA161			Coolant temperature sensor	E3	OE 1338F3
	SAA118			Oil pressure switches	F1	OE 1131C5
	ATS22			Air temperature sensor	A1	OE 1920GF
1.4 HDi	50	07/02 →	APS112	Intake pressure sensor	A3	OE 1920GH
			SAC100	Camshaft sensor	B2	OE 1920EJ
			SAG028	Crankshaft sensor	B3	OE 616070
			SAG167	Crankshaft sensor	B3	OE 1920PW
			ATS22	Air temperature sensor	A1	OE 1920GF
		07/02 → 09/02	MWSS055	ABS sensor	D1	OE 454576; Position: front axle left and right
			MWSS056	ABS sensor	D1	OE 454577; Position: rear axle left and right
		07/02 → 05/07	MWSS064	ABS sensor	D1	OE 454599; Position: front axle left and right
		07/02 →	MWSS065	ABS sensor	D1	OE 4545A3; Position: rear axle left and right

	KW			DESCRIPTION	TYPE			
PEUGEOT								
206 SW (2E/K)								
1.4 HDi	50	07/02 → 05/07	MWSS066	ABS sensor	D1	OE 4545A0; Position: rear axle left and right		
		07/02 →	SPA172	Coolant temperature sensor	E3	OE 1338C1		
			SAA118	Oil pressure switches	F1	OE 1131C5		
1.6 16V	80	07/02 →	APS77	Intake pressure sensor	A3	OE 1920AJ		
			SAD028	Knock sensor	B1	OE 594621		
			SAD033	Knock sensor	B1	OE 594623		
			SAG028	Crankshaft sensor	B3	OE 616070		
			SAG130	Crankshaft sensor	B3	OE 1920AV		
			SAG164	Crankshaft sensor	B3	OE 1920AW		
			SAG279	Crankshaft sensor	B3	OE 252980		
		07/02 → 08/03	SAG280	Crankshaft sensor	B3	OE 252929		
		07/02 → 09/02	MWSS055	ABS sensor	D1	OE 454576; Position: front axle left and right		
			MWSS056	ABS sensor	D1	OE 454577; Position: rear axle left and right		
		07/02 → 05/07	MWSS064	ABS sensor	D1	OE 454599; Position: front axle left and right		
			MWSS065	ABS sensor	D1	OE 4545A3; Position: rear axle left and right		
		03/04 → 04/05	MWSS066	ABS sensor	D1	OE 4545A0; Position: rear axle left and right		
		07/02 →	SPA107	Coolant temperature sensor	E3	OE 133888		
			SPA161	Coolant temperature sensor	E3	OE 1338F3		
SPA167	Coolant temperature sensor		E3	OE 133897				
SAA118	Oil pressure switches		F1	OE 1131C5				
1.6 HDi 110	80	05/04 →	ATS22	Air temperature sensor	A1	OE 1920GF		
			APS38	Intake pressure sensor	A3	OE 1920CZ		
			SAC096	Camshaft sensor	B2	OE 19207V		
			SAG028	Crankshaft sensor	B3	OE 616070		
			SAG167	Crankshaft sensor	B3	OE 1920PW		
			SPS008	Exhaust gas pressure sensor	C2	OE 1618LP		
		05/04 → 05/07	MWSS064	ABS sensor	D1	OE 454599; Position: front axle left and right		
			MWSS065	ABS sensor	D1	OE 4545A3; Position: rear axle left and right		
		05/04 →	MWSS066	ABS sensor	D1	OE 4545A0; Position: rear axle left and right		
			SPA172	Coolant temperature sensor	E3	OE 1338C1		
			SAA118	Oil pressure switches	F1	OE 1131C5		
		2.0 HDi	66	07/02 →	SAC096	Camshaft sensor	B2	OE 19207V
					SAG028	Crankshaft sensor	B3	OE 616070
					SAG217	Crankshaft sensor	B3	OE 1920EN
				07/02 → 09/02	MWSS055	ABS sensor	D1	OE 454576; Position: front axle left and right
MWSS056	ABS sensor				D1	OE 454577; Position: rear axle left and right		
07/02 → 05/07	MWSS064			ABS sensor	D1	OE 454599; Position: front axle left and right		
07/02 →	MWSS065			ABS sensor	D1	OE 4545A3; Position: rear axle left and right		
07/02 → 05/07	MWSS066			ABS sensor	D1	OE 4545A0; Position: rear axle left and right		
07/02 →	SPA167			Coolant temperature sensor	E3	OE 133897		
	SPA172			Coolant temperature sensor	E3	OE 1338C1		

	kw			DESCRIPTION	TYPE	
PEUGEOT						
206 SW (2E/K)						
2.0 HDi	66	07/02 →	SAA118	Oil pressure switches	F1	OE 1131C5
206 Van						
1.4 HDi	50	09/01 → 03/09	SAC100	Camshaft sensor	B2	OE 1920EJ
			SAG167	Crankshaft sensor	B3	OE 1920PW
			SAG168	Crankshaft sensor	B3	OE 1920EH
		09/01 → 02/09	MWSS055	ABS sensor	D1	OE 454576; Position: front axle left and right
			MWSS056	ABS sensor	D1	OE 454577; Position: rear axle left and right
			MWSS064	ABS sensor	D1	OE 454599; Position: front axle left and right
			MWSS066	ABS sensor	D1	OE 4545A0; Position: rear axle left and right
09/01 → 03/09	SPA172	Coolant temperature sensor	E3	OE 1338C1		
1.9 D	51	04/99 → 05/07	MWSS055	ABS sensor	D1	OE 454576; Position: front axle left and right
		04/99 → 12/00	MWSS056	ABS sensor	D1	OE 454577; Position: rear axle left and right
		10/02 → 05/07	MWSS066	ABS sensor	D1	OE 4545A0; Position: rear axle left and right
		09/01 → 05/07	SPA107	Coolant temperature sensor	E3	OE 133888
206+ (2L_, 2M_)						
1.1	44	01/09 → 06/13	APS77	Intake pressure sensor	A3	OE 1920AJ
			MWSS064	ABS sensor	D1	OE 454599; Position: front axle left and right
			MWSS066	ABS sensor	D1	OE 4545A0; Position: rear axle left and right
			SPA107	Coolant temperature sensor	E3	OE 133888
			SAA118	Oil pressure switches	F1	OE 1131C5
1.4 HDi eco 70	50	01/09 → 06/13	ATS22	Air temperature sensor	A1	OE 1920GF
			APS112	Intake pressure sensor	A3	OE 1920GH
			SAC100	Camshaft sensor	B2	OE 1920EJ
			SAG167	Crankshaft sensor	B3	OE 1920PW
			MWSS064	ABS sensor	D1	OE 454599; Position: front axle left and right
			MWSS066	ABS sensor	D1	OE 4545A0; Position: rear axle left and right
			SPA172	Coolant temperature sensor	E3	OE 1338C1
			SAA118	Oil pressure switches	F1	OE 1131C5
1.4 i	55	01/09 → 08/13	APS77	Intake pressure sensor	A3	OE 1920AJ
			MWSS064	ABS sensor	D1	OE 454599; Position: front axle left and right
			MWSS066	ABS sensor	D1	OE 4545A0; Position: rear axle left and right
			SPA107	Coolant temperature sensor	E3	OE 133888
			SAA118	Oil pressure switches	F1	OE 1131C5
207 CC (WD_)						
1.6 16V	88	02/07 → 10/13	APS71	Intake pressure sensor	A3	OE 1920LW
			SAC072	Camshaft sensor	B2	OE 1920LS
			SAG261	Crankshaft sensor	B3	OE 1920LR
			SAG280	Crankshaft sensor	B3	OE 252929
		08/09 → 10/13	MWSS086	ABS sensor	D1	OE 4545J5; Position: front axle left and right
			MWSS087	ABS sensor	D1	OE 4545E5; Position: rear axle left and right

	KW			DESCRIPTION	TYPE			
PEUGEOT								
207 CC (WD_)								
1.6 16V	88	02/07 → 10/13	SPA161	Coolant temperature sensor	E3	OE 1338F3		
			SAA118	Oil pressure switches	F1	OE 1131C5		
1.6 16V Turbo	110	02/07 → 12/12	SAC072	Camshaft sensor	B2	OE 1920LS		
			SAG261	Crankshaft sensor	B3	OE 1920LR		
			SAG278	Crankshaft sensor	B3	OE 2529V1		
			MWSS086	ABS sensor	D1	OE 4545J5; Position: front axle left and right		
		08/09 → 12/12	MWSS087	ABS sensor	D1	OE 4545E5; Position: rear axle left and right		
		02/07 → 12/12	SPA161	Coolant temperature sensor	E3	OE 1338F3		
			SAA118	Oil pressure switches	F1	OE 1131C5		
			APS47	Fuel pressure sensor	F2	OE 1920KZ		
1.6 HDi	80	02/07 → 01/15	ATS22	Air temperature sensor	A1	OE 1920GF		
			APS38	Intake pressure sensor	A3	OE 1920CZ		
			SAC096	Camshaft sensor	B2	OE 19207V		
			SAC099	Camshaft sensor	B2	OE 1920QZ		
			SAG167	Crankshaft sensor	B3	OE 1920PW		
			03/07 → 01/15	SPS008	Exhaust gas pressure sensor	C2	OE 1618LP	
			02/07 → 01/15	MWSS086	ABS sensor	D1	OE 4545J5; Position: front axle left and right	
			08/09 → 01/15	MWSS087	ABS sensor	D1	OE 4545E5; Position: rear axle left and right	
			02/07 → 01/15	SPA172	Coolant temperature sensor	E3	OE 1338C1	
				SAA118	Oil pressure switches	F1	OE 1131C5	
		82	08/09 → 10/13	APS123	Intake pressure sensor	A3	OE 1920QR	
	SAC099			Camshaft sensor	B2	OE 1920QZ		
	SAG167			Crankshaft sensor	B3	OE 1920PW		
	SAG270			Crankshaft sensor	B3	OE 9677539480		
	SPS008			Exhaust gas pressure sensor	C2	OE 1618LP		
			MWSS086	ABS sensor	D1	OE 4545J5; Position: front axle left and right		
		02/10 → 03/13	MWSS087	ABS sensor	D1	OE 4545E5; Position: rear axle left and right		
		08/09 → 10/13	SPA172	Coolant temperature sensor	E3	OE 1338C1		
			SAA118	Oil pressure switches	F1	OE 1131C5		
207 SW (WK_)								
1.4	54	06/07 → 12/12	APS77	Intake pressure sensor	A3	OE 1920AJ		
			MWSS086	ABS sensor	D1	OE 4545J5; Position: front axle left and right		
		08/09 → 12/12	MWSS087	ABS sensor	D1	OE 4545E5; Position: rear axle left and right		
		06/07 → 12/12	SPA107	Coolant temperature sensor	E3	OE 133888		
			SPA167	Coolant temperature sensor	E3	OE 133897		
1.4 16V	70	06/07 → 10/13	SAA118	Oil pressure switches	F1	OE 1131C5		
			APS71	Intake pressure sensor	A3	OE 1920LW		
			SAC072	Camshaft sensor	B2	OE 1920LS		
					SAG261	Crankshaft sensor	B3	OE 1920LR
					MWSS086	ABS sensor	D1	OE 4545J5; Position: front axle left and right
		08/09 → 10/13	MWSS087	ABS sensor	D1	OE 4545E5; Position: rear axle left and right		
		06/07 → 10/13	SPA161	Coolant temperature sensor	E3	OE 1338F3		
			SAA118	Oil pressure switches	F1	OE 1131C5		
1.6 16V	88	06/07 → 10/13	APS71	Intake pressure sensor	A3	OE 1920LW		
			SAC072	Camshaft sensor	B2	OE 1920LS		



kW



PARTS & SERVICES

DESCRIPTION

TYPE


PEUGEOT
207 SW (WK_)

1.6 16V	88	06/07 → 10/13	SAG261	Crankshaft sensor	B3	OE 1920LR		
			SAG280	Crankshaft sensor	B3	OE 252929		
			MWSS086	ABS sensor	D1	OE 4545J5; Position: front axle left and right		
		08/09 → 03/13	MWSS087	ABS sensor	D1	OE 4545E5; Position: rear axle left and right		
			06/07 → 10/13	SPA161	Coolant temperature sensor	E3	OE 1338F3	
SAA118	Oil pressure switches	F1		OE 1131C5				
1.6 HDi	66	06/07 → 12/12	ATS22	Air temperature sensor	A1	OE 1920GF		
			APS38	Intake pressure sensor	A3	OE 1920CZ		
			SAC096	Camshaft sensor	B2	OE 19207V		
			SAG167	Crankshaft sensor	B3	OE 1920PW		
			SPS008	Exhaust gas pressure sensor	C2	OE 1618LP		
			MWSS086	ABS sensor	D1	OE 4545J5; Position: front axle left and right		
		08/09 → 12/12	MWSS087	ABS sensor	D1	OE 4545E5; Position: rear axle left and right		
			06/07 → 12/12	SPA172	Coolant temperature sensor	E3	OE 1338C1	
		SAA118		Oil pressure switches	F1	OE 1131C5		
		APS138		Fuel pressure sensor	F2			
		80	06/07 → 12/12	ATS22	Air temperature sensor	A1	OE 1920GF	
				APS38	Intake pressure sensor	A3	OE 1920CZ	
	SAC096			Camshaft sensor	B2	OE 19207V		
	SAG167			Crankshaft sensor	B3	OE 1920PW		
	SPS008			Exhaust gas pressure sensor	C2	OE 1618LP		
	MWSS086			ABS sensor	D1	OE 4545J5; Position: front axle left and right		
	08/09 → 12/12		MWSS087	ABS sensor	D1	OE 4545E5; Position: rear axle left and right		
			06/07 → 12/12	SPA172	Coolant temperature sensor	E3	OE 1338C1	
	SAA118			Oil pressure switches	F1	OE 1131C5		
	APS38			Intake pressure sensor	A3	OE 1920CZ		
	68		11/09 → 12/12	APS123	Intake pressure sensor	A3	OE 1920QR	
				SAC099	Camshaft sensor	B2	OE 1920QZ	
		SAG167		Crankshaft sensor	B3	OE 1920PW		
		SAG270		Crankshaft sensor	B3	OE 9677539480		
SPS008		Exhaust gas pressure sensor		C2	OE 1618LP			
MWSS086		ABS sensor		D1	OE 4545J5; Position: front axle left and right			
SPA172		Coolant temperature sensor		E3	OE 1338C1			
SAA118		Oil pressure switches		F1	OE 1131C5			
207 Van (WA_, WC_)								
1.4 HDi		50		04/07 →	ATS22	Air temperature sensor	A1	OE 1920GF
	APS112		Intake pressure sensor		A3	OE 1920GH		
	SAC099		Camshaft sensor		B2	OE 1920QZ		
	SAC100		Camshaft sensor		B2	OE 1920EJ		
	SAG167		Crankshaft sensor		B3	OE 1920PW		
	08/09 →		MWSS086	ABS sensor	D1	OE 4545J5; Position: front axle left and right		
			MWSS087	ABS sensor	D1	OE 4545E5; Position: rear axle left and right		
	04/07 →		SPA172	Coolant temperature sensor	E3	OE 1338C1		

			KW			DESCRIPTION	TYPE	
PEUGEOT								
207/207+ (WA_, WC_)								
1.4	54	04/06 → 10/13	APS77	Intake pressure sensor	A3	OE 1920AJ		
			MWSS086	ABS sensor	D1	OE 4545J5; Position: front axle left and right		
			SPA107	Coolant temperature sensor	E3	OE 133888		
			SPA167	Coolant temperature sensor	E3	OE 133897		
1.4 16V	65	02/06 → 10/13	APS77	Intake pressure sensor	A3	OE 1920AJ		
			SAG164	Crankshaft sensor	B3	OE 1920AW		
			MWSS086	ABS sensor	D1	OE 4545J5; Position: front axle left and right		
		08/09 → 10/13	MWSS087	ABS sensor	D1	OE 4545E5; Position: rear axle left and right		
			SPA161	Coolant temperature sensor	E3	OE 1338F3		
		02/06 → 10/13	SAA118	Oil pressure switches	F1	OE 1131C5		
	70	06/07 → 10/13	APS71	Intake pressure sensor	A3	OE 1920LW		
			SAC072	Camshaft sensor	B2	OE 1920LS		
			SAG261	Crankshaft sensor	B3	OE 1920LR		
		08/07 → 10/13	MWSS086	ABS sensor	D1	OE 4545J5; Position: front axle left and right		
			MWSS087	ABS sensor	D1	OE 4545E5; Position: rear axle left and right		
		06/07 → 10/13	SPA161	Coolant temperature sensor	E3	OE 1338F3		
			SAA118	Oil pressure switches	F1	OE 1131C5		
			72	10/09 → 12/12	APS71	Intake pressure sensor	A3	OE 1920LW
SAC072	Camshaft sensor	B2			OE 1920LS			
SAG261	Crankshaft sensor	B3			OE 1920LR			
10/09 → 04/12	MWSS086	ABS sensor		D1	OE 4545J5; Position: front axle left and right			
	MWSS087	ABS sensor		D1	OE 4545E5; Position: rear axle left and right			
1.4 HDi	50	02/06 → 12/15	ATS22	Air temperature sensor	A1	OE 1920GF		
			APS112	Intake pressure sensor	A3	OE 1920GH		
			APS114	Intake pressure sensor	A3	OE 1920LH		
			SAC099	Camshaft sensor	B2	OE 1920QZ		
			SAC100	Camshaft sensor	B2	OE 1920EJ		
			SAG167	Crankshaft sensor	B3	OE 1920PW		
			SAG168	Crankshaft sensor	B3	OE 1920EH		
			SPS008	Exhaust gas pressure sensor	C2	OE 1618LP		
		08/09 → 12/15	MWSS086	ABS sensor	D1	OE 4545J5; Position: front axle left and right		
			MWSS087	ABS sensor	D1	OE 4545E5; Position: rear axle left and right		
02/06 → 12/15	SPA172	Coolant temperature sensor	E3	OE 1338C1				
	SAA118	Oil pressure switches	F1	OE 1131C5				
1.6 16V	80	02/06 → 10/13	APS77	Intake pressure sensor	A3	OE 1920AJ		
			SAG164	Crankshaft sensor	B3	OE 1920AW		
			MWSS086	ABS sensor	D1	OE 4545J5; Position: front axle left and right		
			SPA161	Coolant temperature sensor	E3	OE 1338F3		
			SAA118	Oil pressure switches	F1	OE 1131C5		
1.6 16V Turbo	110	02/06 → 10/13	SAC072	Camshaft sensor	B2	OE 1920LS		
			SAG261	Crankshaft sensor	B3	OE 1920LR		
			SAG278	Crankshaft sensor	B3	OE 2529V1		
			SAG280	Crankshaft sensor	B3	OE 252929		
			MWSS086	ABS sensor	D1	OE 4545J5; Position: front axle left and right		





	kW			DESCRIPTION	TYPE		
PEUGEOT							
207/207+ (WA_, WC_)							
1.6 16V Turbo	110	08/09 → 10/13	MWSS087	ABS sensor	D1	OE 4545E5; Position: rear axle left and right	
			SPA161	Coolant temperature sensor	E3	OE 1338F3	
		02/06 → 10/13	SAA118	Oil pressure switches	F1	OE 1131C5	
			APS47	Fuel pressure sensor	F2	OE 1920KZ	
1.6 16V VTi	88	02/07 → 12/12	APS71	Intake pressure sensor	A3	OE 1920LW	
			SAC072	Camshaft sensor	B2	OE 1920LS	
			SAG261	Crankshaft sensor	B3	OE 1920LR	
			SAG280	Crankshaft sensor	B3	OE 252929	
			MWSS086	ABS sensor	D1	OE 4545J5; Position: front axle left and right	
			MWSS087	ABS sensor	D1	OE 4545E5; Position: rear axle left and right	
		08/09 → 12/12	MWSS087	ABS sensor	D1	OE 4545E5; Position: rear axle left and right	
		02/07 → 12/12	SPA161	Coolant temperature sensor	E3	OE 1338F3	
			SAA118	Oil pressure switches	F1	OE 1131C5	
		1.6 HDi	66	02/06 → 10/13	ATS22	Air temperature sensor	A1
APS38	Intake pressure sensor				A3	OE 1920CZ	
SAC096	Camshaft sensor				B2	OE 19207V	
SAG167	Crankshaft sensor				B3	OE 1920PW	
MWSS086	ABS sensor			D1	OE 4545J5; Position: front axle left and right		
08/09 → 10/13	MWSS087			ABS sensor	D1	OE 4545E5; Position: rear axle left and right	
02/06 → 10/13	SPA172			Coolant temperature sensor	E3	OE 1338C1	
	SAA118			Oil pressure switches	F1	OE 1131C5	
80	02/06 → 10/13			ATS22	Air temperature sensor	A1	OE 1920GF
				APS38	Intake pressure sensor	A3	OE 1920CZ
				SAC096	Camshaft sensor	B2	OE 19207V
				SAG167	Crankshaft sensor	B3	OE 1920PW
	03/07 → 10/13		SPS008	Exhaust gas pressure sensor	C2	OE 1618LP	
	02/06 → 10/13		MWSS086	ABS sensor	D1	OE 4545J5; Position: front axle left and right	
	08/09 → 10/13		MWSS087	ABS sensor	D1	OE 4545E5; Position: rear axle left and right	
	02/06 → 10/13		SPA172	Coolant temperature sensor	E3	OE 1338C1	
			SAA118	Oil pressure switches	F1	OE 1131C5	
	68		11/09 → 12/12	APS38	Intake pressure sensor	A3	OE 1920CZ
				APS123	Intake pressure sensor	A3	OE 1920QR
				SAC099	Camshaft sensor	B2	OE 1920QZ
SAG167				Crankshaft sensor	B3	OE 1920PW	
SAG270				Crankshaft sensor	B3	OE 9677539480	
SPS008				Exhaust gas pressure sensor	C2	OE 1618LP	
MWSS086			ABS sensor	D1	OE 4545J5; Position: front axle left and right		
04/10 → 12/12		MWSS087	ABS sensor	D1	OE 4545E5; Position: rear axle left and right		
11/09 → 12/12		SPA172	Coolant temperature sensor	E3	OE 1338C1		
		SAA118	Oil pressure switches	F1	OE 1131C5		
208 Furgonato (CR_)							
1.4 HDi		50	10/12 →	SAC099	Camshaft sensor	B2	OE 1920QZ
	SPS008			Exhaust gas pressure sensor	C2	OE 1618LP	
	10/12 → 03/13		MWSS087	ABS sensor	D1	OE 4545E5; Position: rear axle left and right	
	04/13 → 04/15		MWSS165	ABS sensor	D1	OE 9805066080; Position: rear axle left and right	

	KW			DESCRIPTION	TYPE	
PEUGEOT						
208 Furgonato (CR_)						
1.6 BlueHDi 75	55	04/15 →	SAC099	Camshaft sensor	B2	OE 1920QZ
			SAC124	Camshaft sensor	B2	OE 9677493380
			SAG270	Crankshaft sensor	B3	OE 9677539480
			MWSS165	ABS sensor	D1	OE 9805066080; Position: rear axle left and right
208 I (CA_, CC_)						
1.0	50	03/12 →	SAC125	Camshaft sensor	B2	OE 9688725080
			MWSS086	ABS sensor	D1	OE 4545J5; Position: front axle left and right
			MWSS087	ABS sensor	D1	OE 4545E5; Position: rear axle left and right
		04/13 →	MWSS165	ABS sensor	D1	OE 9805066080; Position: rear axle left and right
1.2	60	03/12 →	SAC125	Camshaft sensor	B2	OE 9688725080
			MWSS086	ABS sensor	D1	OE 4545J5; Position: front axle left and right
			MWSS087	ABS sensor	D1	OE 4545E5; Position: rear axle left and right
		04/13 →	MWSS165	ABS sensor	D1	OE 9805066080; Position: rear axle left and right
1.2 THP 110	81	01/13 →	SAC125	Camshaft sensor	B2	OE 9688725080
			MWSS086	ABS sensor	D1	OE 4545J5; Position: front axle left and right
			MWSS165	ABS sensor	D1	OE 9805066080; Position: rear axle left and right
1.4 HDi	50	03/12 →	ATS22	Air temperature sensor	A1	OE 1920GF
			SAC099	Camshaft sensor	B2	OE 1920QZ
			SPS008	Exhaust gas pressure sensor	C2	OE 1618LP
			MWSS086	ABS sensor	D1	OE 4545J5; Position: front axle left and right
			MWSS087	ABS sensor	D1	OE 4545E5; Position: rear axle left and right
		04/13 → 04/15	MWSS165	ABS sensor	D1	OE 9805066080; Position: rear axle left and right
03/12 →	SPA172	Coolant temperature sensor	E3	OE 1338C1		
1.4 VTi	70	03/12 →	SAC072	Camshaft sensor	B2	OE 1920LS
			SAG261	Crankshaft sensor	B3	OE 1920LR
			MWSS086	ABS sensor	D1	OE 4545J5; Position: front axle left and right
			MWSS087	ABS sensor	D1	OE 4545E5; Position: rear axle left and right
			SPA161	Coolant temperature sensor	E3	OE 1338F3
1.6	88	03/12 →	SAC072	Camshaft sensor	B2	OE 1920LS
			SAG261	Crankshaft sensor	B3	OE 1920LR
			MWSS086	ABS sensor	D1	OE 4545J5; Position: front axle left and right
			MWSS087	ABS sensor	D1	OE 4545E5; Position: rear axle left and right
		04/13 → 04/15	MWSS165	ABS sensor	D1	OE 9805066080; Position: rear axle left and right
1.6 BlueHDi 100	73	01/15 →	SAC124	Camshaft sensor	B2	OE 9677493380
			SAG270	Crankshaft sensor	B3	OE 9677539480
			MWSS086	ABS sensor	D1	OE 4545J5; Position: front axle left and right

	kW			DESCRIPTION	TYPE	
PEUGEOT						
208 I (CA_, CC_)						
1.6 BlueHDi 100	73	01/15 →	MWSS165	ABS sensor	D1	OE 9805066080; Position: rear axle left and right
1.6 GTi	147	08/12 →	APS120	Intake pressure sensor	A3	OE 1922W0
			SAC072	Camshaft sensor	B2	OE 1920LS
			SAG261	Crankshaft sensor	B3	OE 1920LR
			MWSS086	ABS sensor	D1	OE 4545J5; Position: front axle left and right
		04/13 → 04/15	MWSS087	ABS sensor	D1	OE 4545E5; Position: rear axle left and right
1.6 HDi	68	03/12 →	MWSS165	ABS sensor	D1	OE 9805066080; Position: rear axle left and right
			APS123	Intake pressure sensor	A3	OE 1920QR
			SAC099	Camshaft sensor	B2	OE 1920QZ
			SAG270	Crankshaft sensor	B3	OE 9677539480
			SPS008	Exhaust gas pressure sensor	C2	OE 1618LP
			MWSS086	ABS sensor	D1	OE 4545J5; Position: front axle left and right
	04/13 → 12/15	MWSS087	ABS sensor	D1	OE 4545E5; Position: rear axle left and right	
	84	03/12 →	MWSS165	ABS sensor	D1	OE 9805066080; Position: rear axle left and right
			SPA172	Coolant temperature sensor	E3	OE 1338C1
			SAC099	Camshaft sensor	B2	OE 1920QZ
			SAG270	Crankshaft sensor	B3	OE 9677539480
			MWSS086	ABS sensor	D1	OE 4545J5; Position: front axle left and right
MWSS087			ABS sensor	D1	OE 4545E5; Position: rear axle left and right	
1.6 HDi / BlueHDi 75	55	01/13 →	MWSS165	ABS sensor	D1	OE 9805066080; Position: rear axle left and right
			APS123	Intake pressure sensor	A3	OE 1920QR
			SAC099	Camshaft sensor	B2	OE 1920QZ
			SAC124	Camshaft sensor	B2	OE 9677493380
			SAG270	Crankshaft sensor	B3	OE 9677539480
		04/13 → 04/15	MWSS086	ABS sensor	D1	OE 4545J5; Position: front axle left and right
			MWSS087	ABS sensor	D1	OE 4545E5; Position: rear axle left and right
			MWSS165	ABS sensor	D1	OE 9805066080; Position: rear axle left and right
305 II (581M)						
1.9	72	11/86 → 12/88	SVF010	Throttle position sensors	A2	OE 1628A3
305 II Break (581E)						
1.9	72	11/86 → 12/88	SVF010	Throttle position sensors	A2	OE 1628A3
306 (7B, N3, N5)						
1.1	44	06/94 → 05/01	PRT03E/04	Intake pressure sensor	A3	OE 1920P2
1.4 SL	55	06/94 → 05/01	SZA102	Coolant temperature sensor	E3	OE 1920C4
			PRT03E/04	Intake pressure sensor	A3	OE 1920P2
1.6 SR	65	06/94 → 10/00	SZA102	Coolant temperature sensor	E3	OE 1920C4
1.8	74	06/94 → 05/01	APS29	Intake pressure sensor	A3	OE 1920K8
1.8 ST	74	06/94 → 05/01	PRT03E/04	Intake pressure sensor	A3	OE 1920P2
			PF90/018	Throttle position sensors	A2	OE 1920.N0
			PRT03E/04	Intake pressure sensor	A3	OE 1920P2

	KW			DESCRIPTION	TYPE		
PEUGEOT							
306 (7B, N3, N5)							
1.9 D	51	09/98 → 05/01	SAG027	Crankshaft sensor	B3	OE 2576083A	
			SAG028	Crankshaft sensor	B3	OE 616070	
		09/99 → 05/01	SAG202	Crankshaft sensor	B3	OE 19208S	
			MWSS190	ABS sensor	D1	OE 454550; Position: rear axle left and right	
		09/98 → 05/01	SPA167	Coolant temperature sensor	E3	OE 133897	
			SZA101	Coolant temperature sensor	E3	OE 1920K9	
			SAA118	Oil pressure switches	F1	OE 1131C5	
		2.0	97	03/97 → 05/01	SAD008	Knock sensor	B1
2.0 HDI 90	66	06/99 → 12/01	SAC096	Camshaft sensor	B2	OE 19207V	
			SAG027	Crankshaft sensor	B3	OE 2576083A	
			SAG028	Crankshaft sensor	B3	OE 616070	
			SAG202	Crankshaft sensor	B3	OE 19208S	
		MWSS190	ABS sensor	D1	OE 454550; Position: rear axle left and right		
		SPA107	Coolant temperature sensor	E3	OE 133888		
		SPA167	Coolant temperature sensor	E3	OE 133897		
		SAA118	Oil pressure switches	F1	OE 1131C5		
2.0 ST	89	07/94 → 05/01	PF90/018	Throttle position sensors	A2	OE 1920.N0	
			PRT03E/04	Intake pressure sensor	A3	OE 1920P2	
306 2 volumi /Coda spiovente (7A, 7C, N3, N5)							
1.1	44	05/93 → 05/01	PRT03E/04	Intake pressure sensor	A3	OE 1920P2	
			SZA102	Coolant temperature sensor	E3	OE 1920C4	
1.4	55	04/93 → 07/01	PRT03E/04	Intake pressure sensor	A3	OE 1920P2	
			SZA102	Coolant temperature sensor	E3	OE 1920C4	
1.6	65	05/93 → 10/00	APS29	Intake pressure sensor	A3	OE 1920K8	
1.8	74	05/93 → 05/01	PF90/018	Throttle position sensors	A2	OE 1920.N0	
			PRT03E/04	Intake pressure sensor	A3	OE 1920P2	
			PRT03E/04	Intake pressure sensor	A3	OE 1920P2	
1.9 D	51	09/98 → 05/01	SAG027	Crankshaft sensor	B3	OE 2576083A	
			SAG028	Crankshaft sensor	B3	OE 616070	
		09/99 → 05/01	SAG202	Crankshaft sensor	B3	OE 19208S	
			MWSS190	ABS sensor	D1	OE 454550; Position: rear axle left and right	
		09/98 → 05/01	SPA167	Coolant temperature sensor	E3	OE 133897	
			SAA118	Oil pressure switches	F1	OE 1131C5	
2.0 16V	97	03/97 → 05/01	SAD008	Knock sensor	B1	OE 594622	
	99	03/97 → 06/00	SAD008	Knock sensor	B1	OE 594622	
2.0 HDI 90	66	06/99 → 12/02	SAC096	Camshaft sensor	B2	OE 19207V	
			SAG027	Crankshaft sensor	B3	OE 2576083A	
			SAG028	Crankshaft sensor	B3	OE 616070	
			SAG202	Crankshaft sensor	B3	OE 19208S	
		MWSS190	ABS sensor	D1	OE 454550; Position: rear axle left and right		
		SPA107	Coolant temperature sensor	E3	OE 133888		
		SPA167	Coolant temperature sensor	E3	OE 133897		
		SAA118	Oil pressure switches	F1	OE 1131C5		
2.0 XSi	89	05/93 → 05/01	PF90/018	Throttle position sensors	A2	OE 1920.N0	
			PRT03E/04	Intake pressure sensor	A3	OE 1920P2	
306 Break (7E, N3, N5)							
1.4	55	03/97 → 04/02	PRT03E/04	Intake pressure sensor	A3	OE 1920P2	
			SZA102	Coolant temperature sensor	E3	OE 1920C4	
1.6	65	03/97 → 10/00	APS29	Intake pressure sensor	A3	OE 1920K8	
1.8	74	03/97 → 04/02	PRT03E/04	Intake pressure sensor	A3	OE 1920P2	

	kW			DESCRIPTION	TYPE		
PEUGEOT							
306 Break (7E, N3, N5)							
1.9 D	51	09/98 → 04/02	SAG027	Crankshaft sensor	B3	OE 2576083A	
			SAG028	Crankshaft sensor	B3	OE 616070	
		09/99 → 03/02	SAG202	Crankshaft sensor	B3	OE 19208S	
			MWSS190	ABS sensor	D1	OE 454550; Position: rear axle left and right	
		09/98 → 04/02	SPA167	Coolant temperature sensor	E3	OE 133897	
			SZA101	Coolant temperature sensor	E3	OE 1920K9	
SAA118	Oil pressure switches		F1	OE 1131C5			
2.0	97	03/97 → 04/02	SAD008	Knock sensor	B1	OE 594622	
2.0 HDI 90	66	06/99 → 04/02	SAC096	Camshaft sensor	B2	OE 19207V	
			SAG028	Crankshaft sensor	B3	OE 616070	
			SAG202	Crankshaft sensor	B3	OE 19208S	
			MWSS190	ABS sensor	D1	OE 454550; Position: rear axle left and right	
			SPA107	Coolant temperature sensor	E3	OE 133888	
			SPA167	Coolant temperature sensor	E3	OE 133897	
			SAA118	Oil pressure switches	F1	OE 1131C5	
306 Cabriolet (7D, N3, N5)							
1.6	65	04/96 → 10/00	APS29	Intake pressure sensor	A3	OE 1920K8	
1.8	74	03/94 → 04/02	PF90/018	Throttle position sensors	A2	OE 1920.N0	
			PRT03E/04	Intake pressure sensor	A3	OE 1920P2	
2.0	89	03/94 → 04/02	PF90/018	Throttle position sensors	A2	OE 1920.N0	
			PRT03E/04	Intake pressure sensor	A3	OE 1920P2	
2.0 16V	97	03/97 → 04/02	SAD008	Knock sensor	B1	OE 594622	
			SAD008	Knock sensor	B1	OE 594622	
307 (3A/C)							
1.4	55	08/00 → 09/03	CA0077265/1	Throttle position sensors	A2	OE 1635Z9	
			APS77	Intake pressure sensor	A3	OE 1920AJ	
			SAD028	Knock sensor	B1	OE 594621	
			SAD033	Knock sensor	B1	OE 594623	
			SAG028	Crankshaft sensor	B3	OE 616070	
			SAG164	Crankshaft sensor	B3	OE 1920AW	
			MWSS035	ABS sensor	D1	OE 4545C1; Position: front axle left and right	
			MWSS036	ABS sensor	D1	OE 454588; Position: front axle left and right	
			MWSS080	ABS sensor	D1	OE 4545C4; Position: rear axle left and right	
			MWSS106	ABS sensor	D1	OE 454589; Position: rear axle left and right	
			MWSS117	ABS sensor	D1	OE 4545C2; Position: rear axle left and right	
			MWSS148	ABS sensor	D1	OE 4545F5; Position: front axle left and right	
			MWSS149	ABS sensor	D1	OE 4545C3; Position: rear axle left and right	
			SPA107	Coolant temperature sensor	E3	OE 133888	
			SPA167	Coolant temperature sensor	E3	OE 133897	
SAA118	Oil pressure switches	F1	OE 1131C5				
1.4 16V	65	11/03 → 07/07	APS77	Intake pressure sensor	A3	OE 1920AJ	
			SAG028	Crankshaft sensor	B3	OE 616070	
			SAG164	Crankshaft sensor	B3	OE 1920AW	
			MWSS035	ABS sensor	D1	OE 4545C1; Position: front axle left and right	

	KW			DESCRIPTION	TYPE	
PEUGEOT						
307 (3A/C)						
1.4 16V	65	11/03 → 05/05	MWSS036	ABS sensor	D1	OE 454588; Position: front axle left and right
		11/03 → 07/07	MWSS080	ABS sensor	D1	OE 4545C4; Position: rear axle left and right
		11/03 → 05/05	MWSS106	ABS sensor	D1	OE 454589; Position: rear axle left and right
			MWSS117	ABS sensor	D1	OE 4545C2; Position: rear axle left and right
		11/03 → 07/07	MWSS148	ABS sensor	D1	OE 4545F5; Position: front axle left and right
		11/03 → 05/05	MWSS149	ABS sensor	D1	OE 4545C3; Position: rear axle left and right
		11/03 → 07/07	SPA107	Coolant temperature sensor	E3	OE 133888
SPA161	Coolant temperature sensor		E3	OE 1338F3		
SAA118	Oil pressure switches		F1	OE 1131C5		
1.4 HDi	50	10/01 → 06/05	SAC100	Camshaft sensor	B2	OE 1920EJ
			SAG028	Crankshaft sensor	B3	OE 616070
			SAG167	Crankshaft sensor	B3	OE 1920PW
			MWSS035	ABS sensor	D1	OE 4545C1; Position: front axle left and right
			MWSS036	ABS sensor	D1	OE 454588; Position: front axle left and right
		10/01 → 05/05	MWSS080	ABS sensor	D1	OE 4545C4; Position: rear axle left and right
			MWSS106	ABS sensor	D1	OE 454589; Position: rear axle left and right
			MWSS117	ABS sensor	D1	OE 4545C2; Position: rear axle left and right
		10/01 → 06/05	MWSS148	ABS sensor	D1	OE 4545F5; Position: front axle left and right
		10/01 → 05/05	MWSS149	ABS sensor	D1	OE 4545C3; Position: rear axle left and right
		10/01 → 06/05	SPA172	Coolant temperature sensor	E3	OE 1338C1
			SZA101	Coolant temperature sensor	E3	OE 1920K9
			SAA118	Oil pressure switches	F1	OE 1131C5
1.6 16V	80	08/00 → 11/07	APS77	Intake pressure sensor	A3	OE 1920AJ
			SAD028	Knock sensor	B1	OE 594621
			SAD033	Knock sensor	B1	OE 594623
			SAG028	Crankshaft sensor	B3	OE 616070
			SAG126	Crankshaft sensor	B3	OE 19207P
			SAG130	Crankshaft sensor	B3	OE 1920AV
			SAG279	Crankshaft sensor	B3	OE 252980
			SAG280	Crankshaft sensor	B3	OE 252929
		08/00 → 08/07	MWSS035	ABS sensor	D1	OE 4545C1; Position: front axle left and right
			MWSS036	ABS sensor	D1	OE 454588; Position: front axle left and right
			MWSS080	ABS sensor	D1	OE 4545C4; Position: rear axle left and right
		08/00 → 05/05	MWSS106	ABS sensor	D1	OE 454589; Position: rear axle left and right
			MWSS117	ABS sensor	D1	OE 4545C2; Position: rear axle left and right
		08/00 → 08/07	MWSS148	ABS sensor	D1	OE 4545F5; Position: front axle left and right



kW



PARTS & SERVICES

DESCRIPTION

TYPE


PEUGEOT
307 (3A/C)

1.6 16V	80	08/00 → 08/07	MWSS149	ABS sensor	D1	OE 4545C3; Position: rear axle left and right
		08/00 → 11/07	SPA107	Coolant temperature sensor	E3	OE 133888
			SPA161	Coolant temperature sensor	E3	OE 1338F3
			SPA167	Coolant temperature sensor	E3	OE 133897
			SPA172	Coolant temperature sensor	E3	OE 1338C1
SAA118	Oil pressure switches		F1	OE 1131C5		
1.6 HDi	66	04/05 → 03/09	ATS22	Air temperature sensor	A1	OE 1920GF
			APS38	Intake pressure sensor	A3	OE 1920CZ
			SAC096	Camshaft sensor	B2	OE 19207V
			SAG028	Crankshaft sensor	B3	OE 616070
			SAG167	Crankshaft sensor	B3	OE 1920PW
	10/06 → 10/06	SPS008	Exhaust gas pressure sensor	C2	OE 1618LP	
	04/05 → 08/07	MWSS035	ABS sensor	D1	OE 4545C1; Position: front axle left and right	
	06/05 → 08/07	MWSS080	ABS sensor	D1	OE 4545C4; Position: rear axle left and right	
	04/05 → 08/07	MWSS148	ABS sensor	D1	OE 4545F5; Position: front axle left and right	
	04/05 → 03/09	SPA172	Coolant temperature sensor	E3	OE 1338C1	
	SAA118	Oil pressure switches	F1	OE 1131C5		
1.6 HDi 110	80	02/04 → 03/09	ATS22	Air temperature sensor	A1	OE 1920GF
			APS38	Intake pressure sensor	A3	OE 1920CZ
			SAC096	Camshaft sensor	B2	OE 19207V
			SAG028	Crankshaft sensor	B3	OE 616070
			SAG167	Crankshaft sensor	B3	OE 1920PW
	10/06 → 10/06	SPS008	Exhaust gas pressure sensor	C2	OE 1618LP	
	02/04 → 08/07	MWSS035	ABS sensor	D1	OE 4545C1; Position: front axle left and right	
	02/04 → 05/05	MWSS036	ABS sensor	D1	OE 454588; Position: front axle left and right	
	02/04 → 08/07	MWSS080	ABS sensor	D1	OE 4545C4; Position: rear axle left and right	
	02/04 → 05/05	MWSS106	ABS sensor	D1	OE 454589; Position: rear axle left and right	
		MWSS117	ABS sensor	D1	OE 4545C2; Position: rear axle left and right	
	02/04 → 08/07	MWSS148	ABS sensor	D1	OE 4545F5; Position: front axle left and right	
	02/04 → 05/05	MWSS149	ABS sensor	D1	OE 4545C3; Position: rear axle left and right	
02/04 → 03/09	SPA172	Coolant temperature sensor	E3	OE 1338C1		
	SAA118	Oil pressure switches	F1	OE 1131C5		
2.0 16V	100	08/00 → 06/05	IATS04/01	Air temperature sensor	A1	OE 19204G
			CA0077265/1	Throttle position sensors	A2	OE 1635Z9
			APS62	Intake pressure sensor	A3	OE 1920AC
			APS77	Intake pressure sensor	A3	OE 1920AJ
	08/00 → 05/05	APS90	Intake pressure sensor	A3	OE 1920AN	
	08/00 → 06/05	SAD028	Knock sensor	B1	OE 594621	
		SAD033	Knock sensor	B1	OE 594623	
		SAC070	Camshaft sensor	B2	OE 19208W	
	08/00 → 05/05	SAG028	Crankshaft sensor	B3	OE 616070	
	08/00 → 05/05	SAG157	Crankshaft sensor	B3	OE 19207N	
08/00 → 06/05	SAG217	Crankshaft sensor	B3	OE 1920EN		
	SAG279	Crankshaft sensor	B3	OE 252980		

		KW			DESCRIPTION	TYPE	
PEUGEOT							
307 (3A/C)							
2.0 16V	100	08/00 → 06/05	SAG280	Crankshaft sensor	B3	OE 252929	
			MWSS035	ABS sensor	D1	OE 4545C1; Position: front axle left and right	
			MWSS036	ABS sensor	D1	OE 454588; Position: front axle left and right	
		08/00 → 05/05	MWSS080	ABS sensor	D1	OE 4545C4; Position: rear axle left and right	
			MWSS106	ABS sensor	D1	OE 454589; Position: rear axle left and right	
			MWSS117	ABS sensor	D1	OE 4545C2; Position: rear axle left and right	
		08/00 → 06/05	MWSS148	ABS sensor	D1	OE 4545F5; Position: front axle left and right	
		08/00 → 05/05	MWSS149	ABS sensor	D1	OE 4545C3; Position: rear axle left and right	
08/00 → 06/05	SPA107	Coolant temperature sensor	E3	OE 133888			
SAA118	Oil pressure switches	F1	OE 1131C5				
2.0 HDi 110	79	08/00 → 03/07	APS38	Intake pressure sensor	A3	OE 1920CZ	
			SAC096	Camshaft sensor	B2	OE 19207V	
			SAG028	Crankshaft sensor	B3	OE 616070	
		03/02 → 03/07	SAG217	Crankshaft sensor	B3	OE 1920EN	
		08/00 → 03/07	SPS008	Exhaust gas pressure sensor	C2	OE 1618LP	
			MWSS035	ABS sensor	D1	OE 4545C1; Position: front axle left and right	
			MWSS036	ABS sensor	D1	OE 454588; Position: front axle left and right	
		03/02 → 05/05	MWSS080	ABS sensor	D1	OE 4545C4; Position: rear axle left and right	
			MWSS106	ABS sensor	D1	OE 454589; Position: rear axle left and right	
			MWSS117	ABS sensor	D1	OE 4545C2; Position: rear axle left and right	
		08/00 → 03/07	MWSS148	ABS sensor	D1	OE 4545F5; Position: front axle left and right	
		03/02 → 05/05	MWSS149	ABS sensor	D1	OE 4545C3; Position: rear axle left and right	
08/00 → 03/07	SPA172	Coolant temperature sensor	E3	OE 1338C1			
SAA118	Oil pressure switches	F1	OE 1131C5				
2.0 HDi 135	100	10/03 → 11/07	ATS22	Air temperature sensor	A1	OE 1920GF	
			APS38	Intake pressure sensor	A3	OE 1920CZ	
			SAC096	Camshaft sensor	B2	OE 19207V	
			SAG028	Crankshaft sensor	B3	OE 616070	
			SAG169	Crankshaft sensor	B3	OE 1920GJ	
		03/07 → 11/07	SPS008	Exhaust gas pressure sensor	C2	OE 1618LP	
		10/03 → 08/07	MWSS035	ABS sensor	D1	OE 4545C1; Position: front axle left and right	
			MWSS036	ABS sensor	D1	OE 454588; Position: front axle left and right	
			MWSS080	ABS sensor	D1	OE 4545C4; Position: rear axle left and right	
		10/03 → 05/05	MWSS106	ABS sensor	D1	OE 454589; Position: rear axle left and right	
MWSS117	ABS sensor		D1	OE 4545C2; Position: rear axle left and right			


kw


PARTS & SERVICES





DESCRIPTION
TYPE





PEUGEOT
307 (3A/C)

2.0 HDi 135	100	10/03 → 08/07	MWSS148	ABS sensor	D1	OE 4545F5; Position: front axle left and right
		10/03 → 05/05	MWSS149	ABS sensor	D1	OE 4545C3; Position: rear axle left and right
		10/03 → 11/07	SPA172 SAA118	Coolant temperature sensor Oil pressure switches	E3 F1	OE 1338C1 OE 1131C5
2.0 HDi 90	66	08/00 → 03/07	APS38	Intake pressure sensor	A3	OE 1920CZ
			SAC096	Camshaft sensor	B2	OE 19207V
			SAG028	Crankshaft sensor	B3	OE 616070
		08/00 → 05/05	SAG157	Crankshaft sensor	B3	OE 19207N
			SAG217	Crankshaft sensor	B3	OE 1920EN
		08/00 → 03/07	MWSS035	ABS sensor	D1	OE 4545C1; Position: front axle left and right
			MWSS036	ABS sensor	D1	OE 454588; Position: front axle left and right
		08/00 → 05/05	MWSS080	ABS sensor	D1	OE 4545C4; Position: rear axle left and right
			MWSS106	ABS sensor	D1	OE 454589; Position: rear axle left and right
			MWSS117	ABS sensor	D1	OE 4545C2; Position: rear axle left and right
		08/00 → 03/07	MWSS148	ABS sensor	D1	OE 4545F5; Position: front axle left and right
		08/00 → 05/05	MWSS149	ABS sensor	D1	OE 4545C3; Position: rear axle left and right
08/00 → 03/07	SPA172	Coolant temperature sensor	E3	OE 1338C1		
	SAA118	Oil pressure switches	F1	OE 1131C5		

307 Break (3E)

1.6 16V	80	03/02 → 04/08	APS77	Intake pressure sensor	A3	OE 1920AJ
			SAD028	Knock sensor	B1	OE 594621
			SAD033	Knock sensor	B1	OE 594623
			SAG028	Crankshaft sensor	B3	OE 616070
			SAG126	Crankshaft sensor	B3	OE 19207P
			SAG130	Crankshaft sensor	B3	OE 1920AV
			SAG279	Crankshaft sensor	B3	OE 252980
			SAG280	Crankshaft sensor	B3	OE 252929
			MWSS035	ABS sensor	D1	OE 4545C1; Position: front axle left and right
		MWSS036	ABS sensor	D1	OE 454588; Position: front axle left and right	
		MWSS080	ABS sensor	D1	OE 4545C4; Position: rear axle left and right	
		03/02 → 05/05	MWSS106	ABS sensor	D1	OE 454589; Position: rear axle left and right
			MWSS117	ABS sensor	D1	OE 4545C2; Position: rear axle left and right
		03/02 → 04/08	MWSS148	ABS sensor	D1	OE 4545F5; Position: front axle left and right
		03/02 → 05/05	MWSS149	ABS sensor	D1	OE 4545C3; Position: rear axle left and right
		03/02 → 04/08	SPA107	Coolant temperature sensor	E3	OE 133888
			SPA161	Coolant temperature sensor	E3	OE 1338F3
			SPA167	Coolant temperature sensor	E3	OE 133897
SPA172	Coolant temperature sensor		E3	OE 1338C1		
SAA118	Oil pressure switches		F1	OE 1131C5		

	KW			DESCRIPTION	TYPE	
PEUGEOT						
307 Break (3E)						
1.6 HDi	66	04/05 → 04/08	ATS22	Air temperature sensor	A1	OE 1920GF
			APS38	Intake pressure sensor	A3	OE 1920CZ
			SAC096	Camshaft sensor	B2	OE 19207V
			SAG167	Crankshaft sensor	B3	OE 1920PW
		10/06 →	SPS008	Exhaust gas pressure sensor	C2	OE 1618LP
		04/05 → 04/08	MWSS035	ABS sensor	D1	OE 4545C1; Position: front axle left and right
		06/05 → 04/08	MWSS080	ABS sensor	D1	OE 4545C4; Position: rear axle left and right
		04/05 → 04/08	MWSS148	ABS sensor	D1	OE 4545F5; Position: front axle left and right
			MWSS164	ABS sensor	D1	OE 454508; Position: rear axle left and right
			SPA172	Coolant temperature sensor	E3	OE 1338C1
SAA118	Oil pressure switches		F1	OE 1131C5		
1.6 HDi 110	80	02/04 → 04/08	ATS22	Air temperature sensor	A1	OE 1920GF
			APS38	Intake pressure sensor	A3	OE 1920CZ
			SAC096	Camshaft sensor	B2	OE 19207V
			SAC100	Camshaft sensor	B2	OE 1920EJ
			SAG028	Crankshaft sensor	B3	OE 616070
			SAG167	Crankshaft sensor	B3	OE 1920PW
		10/06 → 10/06	SPS008	Exhaust gas pressure sensor	C2	OE 1618LP
		02/04 → 04/08	MWSS035	ABS sensor	D1	OE 4545C1; Position: front axle left and right
		02/04 → 05/05	MWSS036	ABS sensor	D1	OE 454588; Position: front axle left and right
		02/04 → 04/08	MWSS080	ABS sensor	D1	OE 4545C4; Position: rear axle left and right
			MWSS106	ABS sensor	D1	OE 454589; Position: rear axle left and right
		02/04 → 05/05	MWSS117	ABS sensor	D1	OE 4545C2; Position: rear axle left and right
		02/04 → 04/08	MWSS148	ABS sensor	D1	OE 4545F5; Position: front axle left and right
		02/04 → 05/05	MWSS149	ABS sensor	D1	OE 4545C3; Position: rear axle left and right
		02/04 → 04/08	MWSS164	ABS sensor	D1	OE 454508; Position: rear axle left and right
			SPA172	Coolant temperature sensor	E3	OE 1338C1
SAA118	Oil pressure switches		F1	OE 1131C5		
2.0 HDi 110	79	03/02 → 12/09	APS38	Intake pressure sensor	A3	OE 1920CZ
			SAC096	Camshaft sensor	B2	OE 19207V
			SAG028	Crankshaft sensor	B3	OE 616070
			SAG217	Crankshaft sensor	B3	OE 1920EN
			SPS008	Exhaust gas pressure sensor	C2	OE 1618LP
			MWSS035	ABS sensor	D1	OE 4545C1; Position: front axle left and right
			MWSS036	ABS sensor	D1	OE 454588; Position: front axle left and right
		03/02 → 05/05	MWSS080	ABS sensor	D1	OE 4545C4; Position: rear axle left and right
			MWSS106	ABS sensor	D1	OE 454589; Position: rear axle left and right
			MWSS117	ABS sensor	D1	OE 4545C2; Position: rear axle left and right

	kW			DESCRIPTION	TYPE			
PEUGEOT								
307 Break (3E)								
2.0 HDI 110	79	03/02 → 12/09	MWSS148	ABS sensor	D1	OE 4545F5; Position: front axle left and right		
		03/02 → 05/05	MWSS149	ABS sensor	D1	OE 4545C3; Position: rear axle left and right		
		03/02 → 12/09	SPA172 SAA118	Coolant temperature sensor Oil pressure switches	E3 F1	OE 1338C1 OE 1131C5		
2.0 HDi 135	100	02/04 → 04/08	ATS22	Air temperature sensor	A1	OE 1920GF		
			APS38	Intake pressure sensor	A3	OE 1920CZ		
			SAC096	Camshaft sensor	B2	OE 19207V		
			SAG028	Crankshaft sensor	B3	OE 616070		
			SAG169	Crankshaft sensor	B3	OE 1920Gj		
		03/07 → 04/08	SPS008	Exhaust gas pressure sensor	C2	OE 1618LP		
		02/04 → 04/08	MWSS035	ABS sensor	D1	OE 4545C1; Position: front axle left and right		
		02/04 → 05/05	MWSS036	ABS sensor	D1	OE 454588; Position: front axle left and right		
		02/04 → 04/08	MWSS080	ABS sensor	D1	OE 4545C4; Position: rear axle left and right		
		02/04 → 05/05	MWSS106	ABS sensor	D1	OE 454589; Position: rear axle left and right		
			MWSS117	ABS sensor	D1	OE 4545C2; Position: rear axle left and right		
		02/04 → 04/08	MWSS148	ABS sensor	D1	OE 4545F5; Position: front axle left and right		
		02/04 → 05/05	MWSS149	ABS sensor	D1	OE 4545C3; Position: rear axle left and right		
		02/04 → 04/08	SPA172 SAA118	Coolant temperature sensor Oil pressure switches	E3 F1	OE 1338C1 OE 1131C5		
		2.0 HDI 90	66	03/02 → 04/08	APS38	Intake pressure sensor	A3	OE 1920CZ
SAC096	Camshaft sensor				B2	OE 19207V		
SAG028	Crankshaft sensor				B3	OE 616070		
03/02 → 05/05	SAG157			Crankshaft sensor	B3	OE 19207N		
	SAG217			Crankshaft sensor	B3	OE 1920EN		
03/02 → 04/08	MWSS035			ABS sensor	D1	OE 4545C1; Position: front axle left and right		
	MWSS036			ABS sensor	D1	OE 454588; Position: front axle left and right		
03/02 → 05/05	MWSS080			ABS sensor	D1	OE 4545C4; Position: rear axle left and right		
	MWSS106			ABS sensor	D1	OE 454589; Position: rear axle left and right		
03/02 → 05/05	MWSS117			ABS sensor	D1	OE 4545C2; Position: rear axle left and right		
	MWSS148			ABS sensor	D1	OE 4545F5; Position: front axle left and right		
03/02 → 05/05	MWSS149			ABS sensor	D1	OE 4545C3; Position: rear axle left and right		
03/02 → 04/08	SPA172 SAA118			Coolant temperature sensor Oil pressure switches	E3 F1	OE 1338C1 OE 1131C5		
307 CC (3B)								
1.6 16V	80			03/03 → 04/09	APS77	Intake pressure sensor	A3	OE 1920AJ
		SAD033	Knock sensor		B1	OE 594623		
		SAG028	Crankshaft sensor		B3	OE 616070		
		SAG126	Crankshaft sensor		B3	OE 19207P		
		SAG130	Crankshaft sensor		B3	OE 1920AV		

	KW			DESCRIPTION	TYPE	
PEUGEOT						
307 CC (3B)						
1.6 16V	80	03/03 → 04/09	SAG279	Crankshaft sensor	B3	OE 252980
			SAG280	Crankshaft sensor	B3	OE 252929
		03/03 → 03/09	MWSS035	ABS sensor	D1	OE 4545C1; Position: front axle left and right
			MWSS036	ABS sensor	D1	OE 454588; Position: front axle left and right
		06/05 → 03/09	MWSS080	ABS sensor	D1	OE 4545C4; Position: rear axle left and right
			MWSS106	ABS sensor	D1	OE 454589; Position: rear axle left and right
		03/03 → 03/09	MWSS148	ABS sensor	D1	OE 4545F5; Position: front axle left and right
		06/05 → 03/09	MWSS149	ABS sensor	D1	OE 4545C3; Position: rear axle left and right
		03/03 → 04/09	SPA107	Coolant temperature sensor	E3	OE 133888
			SPA161	Coolant temperature sensor	E3	OE 1338F3
			SPA167	Coolant temperature sensor	E3	OE 133897
			SAA118	Oil pressure switches	F1	OE 1131C5
		2.0 16V	100	10/03 → 06/05	IATS04/01	Air temperature sensor
CA0077265/1	Throttle position sensors				A2	OE 1635Z9
APS62	Intake pressure sensor				A3	OE 1920AC
APS90	Intake pressure sensor				A3	OE 1920AN
SAD028	Knock sensor				B1	OE 594621
SAD033	Knock sensor				B1	OE 594623
SAC070	Camshaft sensor				B2	OE 19208W
SAG028	Crankshaft sensor				B3	OE 616070
SAG217	Crankshaft sensor				B3	OE 1920EN
SAG279	Crankshaft sensor				B3	OE 252980
SAG280	Crankshaft sensor		B3	OE 252929		
10/03 → 05/05	MWSS035		ABS sensor	D1	OE 4545C1; Position: front axle left and right	
	MWSS036		ABS sensor	D1	OE 454588; Position: front axle left and right	
10/03 → 06/05	MWSS080		ABS sensor	D1	OE 4545C4; Position: rear axle left and right	
	MWSS106		ABS sensor	D1	OE 454589; Position: rear axle left and right	
10/03 → 05/05	MWSS117		ABS sensor	D1	OE 4545C2; Position: rear axle left and right	
	MWSS148		ABS sensor	D1	OE 4545F5; Position: front axle left and right	
10/03 → 05/05	MWSS149		ABS sensor	D1	OE 4545C3; Position: rear axle left and right	
10/03 → 06/05	SPA107		Coolant temperature sensor	E3	OE 133888	
	SAA118		Oil pressure switches	F1	OE 1131C5	
12/04 → 04/09	103	APS77	Intake pressure sensor	A3	OE 1920AJ	
		SAC070	Camshaft sensor	B2	OE 19208W	
		SAG164	Crankshaft sensor	B3	OE 1920AW	
		SAG217	Crankshaft sensor	B3	OE 1920EN	
		SAG279	Crankshaft sensor	B3	OE 252980	
		SAG280	Crankshaft sensor	B3	OE 252929	
		12/04 → 03/09	MWSS035	ABS sensor	D1	OE 4545C1; Position: front axle left and right
12/04 → 04/09	MWSS036	ABS sensor	D1	OE 454588; Position: front axle left and right		

	kW			DESCRIPTION	TYPE	
PEUGEOT						
307 CC (3B)						
2.0 16V	103	06/05 → 03/09	MWSS080	ABS sensor	D1	OE 4545C4; Position: rear axle left and right
			MWSS106	ABS sensor	D1	OE 454589; Position: rear axle left and right
		12/04 → 03/09	MWSS148	ABS sensor	D1	OE 4545F5; Position: front axle left and right
		06/05 → 03/09	MWSS149	ABS sensor	D1	OE 4545C3; Position: rear axle left and right
		12/04 → 04/09	MWSS164	ABS sensor	D1	OE 454508; Position: rear axle left and right
			SPA172	Coolant temperature sensor	E3	OE 1338C1
SA A118	Oil pressure switches		F1	OE 1131C5		
2.0 HDi 135	100	06/05 → 04/09	ATS22	Air temperature sensor	A1	OE 1920GF
			APS38	Intake pressure sensor	A3	OE 1920CZ
			SAC096	Camshaft sensor	B2	OE 19207V
			SAG169	Crankshaft sensor	B3	OE 1920GJ
		03/07 → 04/09	SPS008	Exhaust gas pressure sensor	C2	OE 1618LP
		06/05 → 03/09	MWSS035	ABS sensor	D1	OE 4545C1; Position: front axle left and right
		06/05 → 04/09	MWSS036	ABS sensor	D1	OE 454588; Position: front axle left and right
		06/05 → 03/09	MWSS080	ABS sensor	D1	OE 4545C4; Position: rear axle left and right
			MWSS106	ABS sensor	D1	OE 454589; Position: rear axle left and right
			MWSS148	ABS sensor	D1	OE 4545F5; Position: front axle left and right
			MWSS149	ABS sensor	D1	OE 4545C3; Position: rear axle left and right
		06/05 → 04/09	SPA172	Coolant temperature sensor	E3	OE 1338C1
			SA A118	Oil pressure switches	F1	OE 1131C5
		307 SW (3H)				
1.6 16V	80	03/02 → 04/08	APS77	Intake pressure sensor	A3	OE 1920AJ
			SAD028	Knock sensor	B1	OE 594621
			SAD033	Knock sensor	B1	OE 594623
			SAG028	Crankshaft sensor	B3	OE 616070
			SAG126	Crankshaft sensor	B3	OE 19207P
			SAG130	Crankshaft sensor	B3	OE 1920AV
			SAG279	Crankshaft sensor	B3	OE 252980
			SAG280	Crankshaft sensor	B3	OE 252929
		03/02 → 04/08	MWSS035	ABS sensor	D1	OE 4545C1; Position: front axle left and right
			MWSS036	ABS sensor	D1	OE 454588; Position: front axle left and right
			MWSS080	ABS sensor	D1	OE 4545C4; Position: rear axle left and right
		03/02 → 05/05	MWSS106	ABS sensor	D1	OE 454589; Position: rear axle left and right
			MWSS117	ABS sensor	D1	OE 4545C2; Position: rear axle left and right
		03/02 → 04/08	MWSS148	ABS sensor	D1	OE 4545F5; Position: front axle left and right
		03/02 → 05/05	MWSS149	ABS sensor	D1	OE 4545C3; Position: rear axle left and right

	KW			DESCRIPTION	TYPE	
PEUGEOT						
307 SW (3H)						
1.6 16V	80	03/02 → 04/08	SPA107	Coolant temperature sensor	E3	OE 133888
			SPA161	Coolant temperature sensor	E3	OE 1338F3
			SPA167	Coolant temperature sensor	E3	OE 133897
			SPA172	Coolant temperature sensor	E3	OE 1338C1
			SAA118	Oil pressure switches	F1	OE 1131C5
1.6 HDI 110	80	11/03 → 12/07	ATS22	Air temperature sensor	A1	OE 1920GF
			APS38	Intake pressure sensor	A3	OE 1920CZ
			SAC096	Camshaft sensor	B2	OE 19207V
			SAC100	Camshaft sensor	B2	OE 1920EJ
			SAG028	Crankshaft sensor	B3	OE 616070
			SAG167	Crankshaft sensor	B3	OE 1920PW
		10/06 →	SPS008	Exhaust gas pressure sensor	C2	OE 1618LP
		11/03 → 12/07	MWSS035	ABS sensor	D1	OE 4545C1; Position: front axle left and right
			MWSS036	ABS sensor	D1	OE 454588; Position: front axle left and right
		11/03 → 05/05	MWSS080	ABS sensor	D1	OE 4545C4; Position: rear axle left and right
			MWSS106	ABS sensor	D1	OE 454589; Position: rear axle left and right
		11/03 → 12/07	MWSS117	ABS sensor	D1	OE 4545C2; Position: rear axle left and right
			MWSS148	ABS sensor	D1	OE 4545F5; Position: front axle left and right
		11/03 → 05/05	MWSS149	ABS sensor	D1	OE 4545C3; Position: rear axle left and right
		11/03 → 12/07	MWSS164	ABS sensor	D1	OE 454508; Position: rear axle left and right
SPA172	Coolant temperature sensor		E3	OE 1338C1		
SAA118	Oil pressure switches		F1	OE 1131C5		
2.0 16V	100	03/02 → 06/05	IATS04/01	Air temperature sensor	A1	OE 19204G
			CA0077265/1	Throttle position sensors	A2	OE 1635Z9
			APS62	Intake pressure sensor	A3	OE 1920AC
		03/02 → 05/05	APS90	Intake pressure sensor	A3	OE 1920AN
			SAD028	Knock sensor	B1	OE 594621
		03/02 → 06/05	SAD033	Knock sensor	B1	OE 594623
			SAC070	Camshaft sensor	B2	OE 19208W
			SAG028	Crankshaft sensor	B3	OE 616070
		03/02 → 05/05	SAG157	Crankshaft sensor	B3	OE 19207N
			03/02 → 06/05	SAG217	Crankshaft sensor	B3
		SAG279		Crankshaft sensor	B3	OE 252980
		SAG280		Crankshaft sensor	B3	OE 252929
		03/02 → 06/05	MWSS035	ABS sensor	D1	OE 4545C1; Position: front axle left and right
			MWSS036	ABS sensor	D1	OE 454588; Position: front axle left and right
		03/02 → 05/05	MWSS080	ABS sensor	D1	OE 4545C4; Position: rear axle left and right
			MWSS106	ABS sensor	D1	OE 454589; Position: rear axle left and right
			MWSS117	ABS sensor	D1	OE 4545C2; Position: rear axle left and right
		03/02 → 06/05	MWSS148	ABS sensor	D1	OE 4545F5; Position: front axle left and right


KW


PARTS & SERVICES

DESCRIPTION
TYPE

PEUGEOT
307 SW (3H)

2.0 16V	100	03/02 → 05/05	MWSS149	ABS sensor	D1	OE 4545C3; Position: rear axle left and right
		03/02 → 06/05	SPA107	Coolant temperature sensor	E3	OE 133888
2.0 HDI 110	79	03/02 → 12/09	SAA118	Oil pressure switches	F1	OE 1131C5
			APS38	Intake pressure sensor	A3	OE 1920CZ
			SAC096	Camshaft sensor	B2	OE 19207V
			SAG028	Crankshaft sensor	B3	OE 616070
			SAG217	Crankshaft sensor	B3	OE 1920EN
			SPS008	Exhaust gas pressure sensor	C2	OE 1618LP
			MWSS035	ABS sensor	D1	OE 4545C1; Position: front axle left and right
		03/02 → 05/05	MWSS036	ABS sensor	D1	OE 454588; Position: front axle left and right
			MWSS080	ABS sensor	D1	OE 4545C4; Position: rear axle left and right
			MWSS106	ABS sensor	D1	OE 454589; Position: rear axle left and right
		03/02 → 12/09	MWSS117	ABS sensor	D1	OE 4545C2; Position: rear axle left and right
			MWSS148	ABS sensor	D1	OE 4545F5; Position: front axle left and right
		03/02 → 05/05	MWSS149	ABS sensor	D1	OE 4545C3; Position: rear axle left and right
		03/02 → 12/09	SPA172	Coolant temperature sensor	E3	OE 1338C1
			SAA118	Oil pressure switches	F1	OE 1131C5
2.0 HDi 135	100	02/04 → 04/08	ATS22	Air temperature sensor	A1	OE 1920GF
			APS38	Intake pressure sensor	A3	OE 1920CZ
			SAC096	Camshaft sensor	B2	OE 19207V
			SAG028	Crankshaft sensor	B3	OE 616070
			SAG169	Crankshaft sensor	B3	OE 1920GJ
		03/07 → 04/08	SPS008	Exhaust gas pressure sensor	C2	OE 1618LP
		02/04 → 04/08	MWSS035	ABS sensor	D1	OE 4545C1; Position: front axle left and right
			MWSS036	ABS sensor	D1	OE 454588; Position: front axle left and right
			MWSS080	ABS sensor	D1	OE 4545C4; Position: rear axle left and right
		02/04 → 05/05	MWSS106	ABS sensor	D1	OE 454589; Position: rear axle left and right
			MWSS117	ABS sensor	D1	OE 4545C2; Position: rear axle left and right
		02/04 → 04/08	MWSS148	ABS sensor	D1	OE 4545F5; Position: front axle left and right
		02/04 → 05/05	MWSS149	ABS sensor	D1	OE 4545C3; Position: rear axle left and right
		02/04 → 04/08	SPA172	Coolant temperature sensor	E3	OE 1338C1
			SAA118	Oil pressure switches	F1	OE 1131C5
2.0 HDI 90	66	03/02 → 04/08	APS38	Intake pressure sensor	A3	OE 1920CZ
			SAC096	Camshaft sensor	B2	OE 19207V
			SAG028	Crankshaft sensor	B3	OE 616070
		03/02 → 05/05	SAG157	Crankshaft sensor	B3	OE 19207N
			SAG217	Crankshaft sensor	B3	OE 1920EN
		03/02 → 04/08	MWSS035	ABS sensor	D1	OE 4545C1; Position: front axle left and right

	KW			DESCRIPTION	TYPE	
PEUGEOT						
307 SW (3H)						
2.0 HDI 90	66	03/02 → 04/08	MWSS036	ABS sensor	D1	OE 454588; Position: front axle left and right
		03/02 → 05/05	MWSS080	ABS sensor	D1	OE 4545C4; Position: rear axle left and right
			MWSS106	ABS sensor	D1	OE 454589; Position: rear axle left and right
		03/02 → 04/08	MWSS117	ABS sensor	D1	OE 4545C2; Position: rear axle left and right
			MWSS148	ABS sensor	D1	OE 4545F5; Position: front axle left and right
		03/02 → 05/05	MWSS149	ABS sensor	D1	OE 4545C3; Position: rear axle left and right
		03/02 → 04/08	SPA172 SAA118	Coolant temperature sensor Oil pressure switches	E3 F1	OE 1338C1 OE 1131C5
308 CC (4B_)						
2.0 HDi	103	04/09 → 12/12	ATS22	Air temperature sensor	A1	OE 1920GF
			APS38	Intake pressure sensor	A3	OE 1920CZ
			SAC096	Camshaft sensor	B2	OE 19207V
			SAG169	Crankshaft sensor	B3	OE 1920GJ
			SPS008	Exhaust gas pressure sensor	C2	OE 1618LP
			MWSS148	ABS sensor	D1	OE 4545F5; Position: front axle left and right
			MWSS164	ABS sensor	D1	OE 454508; Position: rear axle left and right
	120	06/09 → 12/14	SPA172	Coolant temperature sensor	E3	OE 1338C1
			SAA118	Oil pressure switches	F1	OE 1131C5
			APS123	Intake pressure sensor	A3	OE 1920QR
			SAC096	Camshaft sensor	B2	OE 19207V
			SPS008	Exhaust gas pressure sensor	C2	OE 1618LP
			MWSS148	ABS sensor	D1	OE 4545F5; Position: front axle left and right
			MWSS164	ABS sensor	D1	OE 454508; Position: rear axle left and right
308 I (4A_, 4C_)						
1.4 16V	70	09/07 → 10/14	APS71	Intake pressure sensor	A3	OE 1920LW
			SAC072	Camshaft sensor	B2	OE 1920LS
			SAG261	Crankshaft sensor	B3	OE 1920LR
			MWSS148	ABS sensor	D1	OE 4545F5; Position: front axle left and right
			MWSS164	ABS sensor	D1	OE 454508; Position: rear axle left and right
			SPA161	Coolant temperature sensor	E3	OE 1338F3
			SAA118	Oil pressure switches	F1	OE 1131C5
1.6 16V	88	09/07 → 10/14	APS71	Intake pressure sensor	A3	OE 1920LW
			SAC072	Camshaft sensor	B2	OE 1920LS
			SAG261	Crankshaft sensor	B3	OE 1920LR
			SAG279	Crankshaft sensor	B3	OE 252980
			SAG280	Crankshaft sensor	B3	OE 252929
			MWSS148	ABS sensor	D1	OE 4545F5; Position: front axle left and right
			MWSS164	ABS sensor	D1	OE 454508; Position: rear axle left and right
SPA161	Coolant temperature sensor	E3	OE 1338F3			

	kw			DESCRIPTION	TYPE			
PEUGEOT								
308 I (4A_, 4C_)								
1.6 16V	88	09/07 → 10/14	SAA118	Oil pressure switches	F1	OE 1131C5		
1.6 HDi	66	09/07 → 10/14	ATS22	Air temperature sensor	A1	OE 1920GF		
			APS38	Intake pressure sensor	A3	OE 1920CZ		
			SAC096	Camshaft sensor	B2	OE 19207V		
			SAG167	Crankshaft sensor	B3	OE 1920PW		
			SPS008	Exhaust gas pressure sensor	C2	OE 1618LP		
			MWSS148	ABS sensor	D1	OE 4545F5; Position: front axle left and right		
			MWSS164	ABS sensor	D1	OE 454508; Position: rear axle left and right		
			SPA172	Coolant temperature sensor	E3	OE 1338C1		
			SAA118	Oil pressure switches	F1	OE 1131C5		
			80	09/07 → 10/14	ATS22	Air temperature sensor	A1	OE 1920GF
					APS38	Intake pressure sensor	A3	OE 1920CZ
					SAC096	Camshaft sensor	B2	OE 19207V
	SAG167	Crankshaft sensor			B3	OE 1920PW		
	SAG278	Crankshaft sensor			B3	OE 2529V1		
	SPS008	Exhaust gas pressure sensor			C2	OE 1618LP		
	MWSS148	ABS sensor			D1	OE 4545F5; Position: front axle left and right		
	MWSS164	ABS sensor			D1	OE 454508; Position: rear axle left and right		
	SPA172	Coolant temperature sensor			E3	OE 1338C1		
	SAA118	Oil pressure switches			F1	OE 1131C5		
	APS138	Fuel pressure sensor			F2			
	68	11/09 → 10/14			APS123	Intake pressure sensor	A3	OE 1920QR
			SAC099	Camshaft sensor	B2	OE 1920QZ		
			SAG167	Crankshaft sensor	B3	OE 1920PW		
			SAG270	Crankshaft sensor	B3	OE 9677539480		
SPS008			Exhaust gas pressure sensor	C2	OE 1618LP			
MWSS148			ABS sensor	D1	OE 4545F5; Position: front axle left and right			
MWSS164			ABS sensor	D1	OE 454508; Position: rear axle left and right			
SPA172			Coolant temperature sensor	E3	OE 1338C1			
SAA118			Oil pressure switches	F1	OE 1131C5			
82			12/09 → 10/14	APS123	Intake pressure sensor	A3	OE 1920QR	
				SAC099	Camshaft sensor	B2	OE 1920QZ	
				SAG167	Crankshaft sensor	B3	OE 1920PW	
	SAG270	Crankshaft sensor		B3	OE 9677539480			
	SAG278	Crankshaft sensor		B3	OE 2529V1			
	SPS008	Exhaust gas pressure sensor		C2	OE 1618LP			
	MWSS148	ABS sensor		D1	OE 4545F5; Position: front axle left and right			
	MWSS164	ABS sensor		D1	OE 454508; Position: rear axle left and right			
	SPA172	Coolant temperature sensor		E3	OE 1338C1			
	SAA118	Oil pressure switches		F1	OE 1131C5			
	2.0 HDi	100		09/07 → 10/14	ATS22	Air temperature sensor	A1	OE 1920GF
					APS38	Intake pressure sensor	A3	OE 1920CZ
SAC096			Camshaft sensor		B2	OE 19207V		
SAG169			Crankshaft sensor		B3	OE 1920GJ		
SPS008			Exhaust gas pressure sensor		C2	OE 1618LP		
MWSS148			ABS sensor		D1	OE 4545F5; Position: front axle left and right		

	KW			DESCRIPTION	TYPE	
PEUGEOT						
308 I (4A_, 4C_)						
2.0 HDi	100	09/07 → 10/14	MWSS164	ABS sensor	D1	OE 454508; Position: rear axle left and right
			SPA172	Coolant temperature sensor	E3	OE 1338C1
			SAA118	Oil pressure switches	F1	OE 1131C5
	110	10/11 → 10/14	APS123	Intake pressure sensor	A3	OE 1920QR
			SPS008	Exhaust gas pressure sensor	C2	OE 1618LP
			MWSS164	ABS sensor	D1	OE 454508; Position: rear axle left and right
308 II						
1.2 THP 110	81	11/13 →	SAC125	Camshaft sensor	B2	OE 9688725080
			MWSS191	ABS sensor	D1	OE 9674852280; Position: front axle left and right
			MWSS193	ABS sensor	D1	OE 9800038580; Position: rear axle left and right
1.2 THP 130	96	11/13 →	SAC125	Camshaft sensor	B2	OE 9688725080
			MWSS191	ABS sensor	D1	OE 9674852280; Position: front axle left and right
			MWSS193	ABS sensor	D1	OE 9800038580; Position: rear axle left and right
1.6 BlueHDi 120	88	11/13 →	SAC124	Camshaft sensor	B2	OE 9677493380
			SAG270	Crankshaft sensor	B3	OE 9677539480
			MWSS191	ABS sensor	D1	OE 9674852280; Position: front axle left and right
			MWSS193	ABS sensor	D1	OE 9800038580; Position: rear axle left and right
1.6 HDi	68	09/13 →	SAC099	Camshaft sensor	B2	OE 1920QZ
			MWSS193	ABS sensor	D1	OE 9800038580; Position: rear axle left and right
			SPA172	Coolant temperature sensor	E3	OE 1338C1
1.6 HDi / BlueHDi 115	85	09/13 →	APS123	Intake pressure sensor	A3	OE 1920QR
			SAC124	Camshaft sensor	B2	OE 9677493380
			SAG270	Crankshaft sensor	B3	OE 9677539480
			SPS008	Exhaust gas pressure sensor	C2	OE 1618LP
			MWSS191	ABS sensor	D1	OE 9674852280; Position: front axle left and right
			MWSS193	ABS sensor	D1	OE 9800038580; Position: rear axle left and right
			SPA172	Coolant temperature sensor	E3	OE 1338C1
1.6 HDi 100	73	04/14 →	SAC124	Camshaft sensor	B2	OE 9677493380
			SAG270	Crankshaft sensor	B3	OE 9677539480
			MWSS191	ABS sensor	D1	OE 9674852280; Position: front axle left and right
			MWSS193	ABS sensor	D1	OE 9800038580; Position: rear axle left and right
1.6 THP 125	92	09/13 →	APS120	Intake pressure sensor	A3	OE 1922W0
			SAC072	Camshaft sensor	B2	OE 1920LS
			MWSS191	ABS sensor	D1	OE 9674852280; Position: front axle left and right
			MWSS193	ABS sensor	D1	OE 9800038580; Position: rear axle left and right
2.0 BlueHDi 150	110	11/13 →	SPS008	Exhaust gas pressure sensor	C2	OE 1618LP
			MWSS191	ABS sensor	D1	OE 9674852280; Position: front axle left and right
			MWSS193	ABS sensor	D1	OE 9800038580; Position: rear axle left and right



kW



PARTS & SERVICES





DESCRIPTION

TYPE


PEUGEOT
308 SW I (4E_, 4H_)

1.6 16V	88	09/07 → 10/14	APS71	Intake pressure sensor	A3	OE 1920LW	
			SAC072	Camshaft sensor	B2	OE 1920LS	
			SAG261	Crankshaft sensor	B3	OE 1920LR	
			SAG279	Crankshaft sensor	B3	OE 252980	
			SAG280	Crankshaft sensor	B3	OE 252929	
			MWSS148	ABS sensor	D1	OE 4545F5; Position: front axle left and right	
			MWSS164	ABS sensor	D1	OE 454508; Position: rear axle left and right	
			SPA161	Coolant temperature sensor	E3	OE 1338F3	
			SAA118	Oil pressure switches	F1	OE 1131C5	
1.6 HDi	68	11/09 → 10/14	APS123	Intake pressure sensor	A3	OE 1920QR	
			SAC099	Camshaft sensor	B2	OE 1920QZ	
			SAG270	Crankshaft sensor	B3	OE 9677539480	
			SPS008	Exhaust gas pressure sensor	C2	OE 1618LP	
			MWSS148	ABS sensor	D1	OE 4545F5; Position: front axle left and right	
			MWSS164	ABS sensor	D1	OE 454508; Position: rear axle left and right	
	66	09/07 → 10/14	SPA172	Coolant temperature sensor	E3	OE 1338C1	
			ATS22	Air temperature sensor	A1	OE 1920GF	
			APS38	Intake pressure sensor	A3	OE 1920CZ	
			SAC096	Camshaft sensor	B2	OE 19207V	
			SAG167	Crankshaft sensor	B3	OE 1920PW	
			MWSS148	ABS sensor	D1	OE 4545F5; Position: front axle left and right	
			MWSS164	ABS sensor	D1	OE 454508; Position: rear axle left and right	
			SPA172	Coolant temperature sensor	E3	OE 1338C1	
	SAA118	Oil pressure switches	F1	OE 1131C5			
	80	09/07 → 10/14	ATS22	Air temperature sensor	A1	OE 1920GF	
			APS38	Intake pressure sensor	A3	OE 1920CZ	
			SAC096	Camshaft sensor	B2	OE 19207V	
			SAG167	Crankshaft sensor	B3	OE 1920PW	
			SAG278	Crankshaft sensor	B3	OE 2529V1	
			SPS008	Exhaust gas pressure sensor	C2	OE 1618LP	
			MWSS148	ABS sensor	D1	OE 4545F5; Position: front axle left and right	
			MWSS164	ABS sensor	D1	OE 454508; Position: rear axle left and right	
			SPA172	Coolant temperature sensor	E3	OE 1338C1	
SAA118			Oil pressure switches	F1	OE 1131C5		
82			12/09 → 10/14	APS38	Intake pressure sensor	A3	OE 1920CZ
				APS123	Intake pressure sensor	A3	OE 1920QR
	SAC099	Camshaft sensor		B2	OE 1920QZ		
	SAG167	Crankshaft sensor		B3	OE 1920PW		
	SAG270	Crankshaft sensor		B3	OE 9677539480		
	SAG278	Crankshaft sensor		B3	OE 2529V1		
	SPS008	Exhaust gas pressure sensor		C2	OE 1618LP		
	MWSS148	ABS sensor		D1	OE 4545F5; Position: front axle left and right		
	MWSS164	ABS sensor		D1	OE 454508; Position: rear axle left and right		
	SPA172	Coolant temperature sensor		E3	OE 1338C1		
SAA118	Oil pressure switches	F1	OE 1131C5				

	KW			DESCRIPTION	TYPE	
PEUGEOT						
308 SW I (4E_, 4H_)						
2.0 HDi	100	09/07 → 12/12	ATS22	Air temperature sensor	A1	OE 1920GF
			APS38	Intake pressure sensor	A3	OE 1920CZ
			SAC096	Camshaft sensor	B2	OE 19207V
			SAG169	Crankshaft sensor	B3	OE 1920GJ
			SPS008	Exhaust gas pressure sensor	C2	OE 1618LP
			MWSS148	ABS sensor	D1	OE 4545F5; Position: front axle left and right
	110	04/11 → 10/14	MWSS164	ABS sensor	D1	OE 454508; Position: rear axle left and right
			SPA172	Coolant temperature sensor	E3	OE 1338C1
			SAA118	Oil pressure switches	F1	OE 1131C5
			APS123	Intake pressure sensor	A3	OE 1920QR
308 SW II						
1.2 THP 110	81	03/14 →	SPS008	Exhaust gas pressure sensor	C2	OE 1618LP
			SAC125	Camshaft sensor	B2	OE 9688725080
			MWSS191	ABS sensor	D1	OE 9674852280; Position: front axle left and right
1.2 THP 130	96	03/14 →	MWSS193	ABS sensor	D1	OE 9800038580; Position: rear axle left and right
			SAC125	Camshaft sensor	B2	OE 9688725080
			MWSS191	ABS sensor	D1	OE 9674852280; Position: front axle left and right
1.6 BlueHDi 100	73	04/14 →	MWSS193	ABS sensor	D1	OE 9800038580; Position: rear axle left and right
			SAC124	Camshaft sensor	B2	OE 9677493380
			SAG270	Crankshaft sensor	B3	OE 9677539480
			MWSS191	ABS sensor	D1	OE 9674852280; Position: front axle left and right
1.6 BlueHDi 120	88	03/14 →	MWSS193	ABS sensor	D1	OE 9800038580; Position: rear axle left and right
			SAC124	Camshaft sensor	B2	OE 9677493380
			SAG270	Crankshaft sensor	B3	OE 9677539480
			MWSS191	ABS sensor	D1	OE 9674852280; Position: front axle left and right
1.6 HDi / BlueHDi 115	85	03/14 →	SPS008	Exhaust gas pressure sensor	C2	OE 1618LP
			MWSS191	ABS sensor	D1	OE 9674852280; Position: front axle left and right
			MWSS193	ABS sensor	D1	OE 9800038580; Position: rear axle left and right
			SPA172	Coolant temperature sensor	E3	OE 1338C1
			SAG270	Crankshaft sensor	B3	OE 9677539480
			SAC124	Camshaft sensor	B2	OE 9677493380
			APS123	Intake pressure sensor	A3	OE 1920QR
2.0 BlueHDi 150	110	03/14 →	MWSS191	ABS sensor	D1	OE 9674852280; Position: front axle left and right
			MWSS193	ABS sensor	D1	OE 9800038580; Position: rear axle left and right

	kW			DESCRIPTION	TYPE	
PEUGEOT						
309 I (10C, 10A)						
1.6	76	11/85 → 09/88	SVF010	Throttle position sensors	A2	OE 1628A3
	83	07/86 → 06/89	SVF010	Throttle position sensors	A2	OE 1628A3
1.9	72	03/86 → 07/89	SVF010	Throttle position sensors	A2	OE 1628A3
1.9 GTI	88	07/88 → 07/89	SVF010	Throttle position sensors	A2	OE 1628A3
	94	10/86 → 07/89	SVF010	Throttle position sensors	A2	OE 1628A3
	96	10/85 → 08/89	SVF010	Throttle position sensors	A2	OE 1628A3
309 II (3C, 3A)						
1.6	65	07/89 → 12/93	PF90/018	Throttle position sensors	A2	OE 1920.N0
	65	07/89 → 12/93	SZA102	Coolant temperature sensor	E3	OE 1920C4
1.9	72	08/89 → 12/93	SVF010	Throttle position sensors	A2	OE 1628A3
1.9 GTI	88	07/89 → 12/93	SVF010	Throttle position sensors	A2	OE 1628A3
1.9 GTI 16V	108	10/90 → 12/93	SVF010	Throttle position sensors	A2	OE 1628A3
	116	08/89 → 07/90	SVF010	Throttle position sensors	A2	OE 1628A3
405 I (15B)						
1.4	47	01/87 → 07/92	SZA102	Coolant temperature sensor	E3	OE 1920C4
1.6	53	07/87 → 12/92	SZA102	Coolant temperature sensor	E3	OE 1920C4
	66	10/89 → 12/92	PF90/018	Throttle position sensors	A2	OE 1920.N0
			SZA102	Coolant temperature sensor	E3	OE 1920C4
	55	07/87 → 06/88	SZA102	Coolant temperature sensor	E3	OE 1920C4
	65	07/87 → 12/92	PF90/018	Throttle position sensors	A2	OE 1920.N0
			SZA102	Coolant temperature sensor	E3	OE 1920C4
69	01/87 → 12/92	SZA102	Coolant temperature sensor	E3	OE 1920C4	
1.6 4x4	65	04/88 → 07/92	SZA102	Coolant temperature sensor	E3	OE 1920C4
1.8 Turbo Diesel	66	03/88 → 12/92	SZA102	Coolant temperature sensor	E3	OE 1920C4
1.9	70	07/87 → 12/92	SZA102	Coolant temperature sensor	E3	OE 1920C4
	80	06/87 → 07/92	SZA102	Coolant temperature sensor	E3	OE 1920C4
			SVF010	Throttle position sensors	A2	OE 1628A3
	88	06/87 → 07/92	SZA102	Coolant temperature sensor	E3	OE 1920C4
			SVF010	Throttle position sensors	A2	OE 1628A3
	93	07/87 → 12/93	SZA102	Coolant temperature sensor	E3	OE 1920C4
1.9 4x4	80	07/88 → 12/92	SZA102	Coolant temperature sensor	E3	OE 1920C4
			SVF010	Throttle position sensors	A2	OE 1628A3
	93	07/90 → 07/92	SVF010	Throttle position sensors	A2	OE 1628A3
			SVF010	Throttle position sensors	A2	OE 1628A3
	116	06/87 → 07/92	SVF010	Throttle position sensors	A2	OE 1628A3
			SVF010	Throttle position sensors	A2	OE 1628A3
1.9 Diesel	47	07/88 → 09/92	SZA102	Coolant temperature sensor	E3	OE 1920C4
	51	03/88 → 12/92	SZA102	Coolant temperature sensor	E3	OE 1920C4
1.9 Injection	77	07/87 → 12/92	SVF010	Throttle position sensors	A2	OE 1628A3
			SZA102	Coolant temperature sensor	E3	OE 1920C4
1.9 Sport MI-16	116	07/87 → 11/92	SVF010	Throttle position sensors	A2	OE 1628A3
			SZA102	Coolant temperature sensor	E3	OE 1920C4
	108	06/87 → 07/92	SVF010	Throttle position sensors	A2	OE 1628A3
			SZA102	Coolant temperature sensor	E3	OE 1920C4
1.9 SPort MI-16 4x4	108	06/87 → 07/92	SVF010	Throttle position sensors	A2	OE 1628A3
			SZA102	Coolant temperature sensor	E3	OE 1920C4
405 I Break (15E)						
1.6	53	10/88 → 08/92	SZA102	Coolant temperature sensor	E3	OE 1920C4
	66	10/88 → 08/92	PF90/018	Throttle position sensors	A2	OE 1920.N0
			SZA102	Coolant temperature sensor	E3	OE 1920C4
	65	10/88 → 08/92	PF90/018	Throttle position sensors	A2	OE 1920.N0
			SZA102	Coolant temperature sensor	E3	OE 1920C4
	55	10/88 → 08/92	SZA102	Coolant temperature sensor	E3	OE 1920C4
69	10/88 → 08/92	SZA102	Coolant temperature sensor	E3	OE 1920C4	
1.6 SRi 4x4	65	04/88 → 07/92	SZA102	Coolant temperature sensor	E3	OE 1920C4
1.8 TD	66	10/88 → 08/92	SZA102	Coolant temperature sensor	E3	OE 1920C4

	KW			DESCRIPTION	TYPE		
PEUGEOT							
405 I Break (15E)							
1.9	70	10/88 → 08/92	SZA102	Coolant temperature sensor	E3	OE 1920C4	
	88	10/88 → 08/92	SVF010	Throttle position sensors	A2	OE 1628A3	
			SZA102	Coolant temperature sensor	E3	OE 1920C4	
			SVF010	Throttle position sensors	A2	OE 1628A3	
	80	10/88 → 08/92	SZA102	Coolant temperature sensor	E3	OE 1920C4	
1.9 4x4	80	10/88 → 08/92	SZA102	Coolant temperature sensor	E3	OE 1920C4	
	88	07/90 → 07/92	SVF010	Throttle position sensors	A2	OE 1628A3	
1.9 D	47	10/88 → 08/92	SZA102	Coolant temperature sensor	E3	OE 1920C4	
	51	10/88 → 08/92	SZA102	Coolant temperature sensor	E3	OE 1920C4	
1.9 Trazione integrale	77	09/88 → 07/92	SVF010	Throttle position sensors	A2	OE 1628A3	
	116	06/87 → 07/92	SVF010	Throttle position sensors	A2	OE 1628A3	
405 II (4B)							
1.6	65	08/92 → 10/95	PF90/018	Throttle position sensors	A2	OE 1920.N0	
			PRT03E/04	Intake pressure sensor	A3	OE 1920P2	
			SZA102	Coolant temperature sensor	E3	OE 1920C4	
1.8	74	08/92 → 10/95	PF90/018	Throttle position sensors	A2	OE 1920.N0	
			APS29	Intake pressure sensor	A3	OE 1920K8	
			PRT03E/04	Intake pressure sensor	A3	OE 1920P2	
76	08/96 → 11/99	APS29	Intake pressure sensor	A3	OE 1920K8		
2.0	89	08/92 → 10/95	PF90/018	Throttle position sensors	A2	OE 1920.N0	
			PRT03E/04	Intake pressure sensor	A3	OE 1920P2	
2.0 T 16 X4	144	08/92 → 10/95	PF90/018	Throttle position sensors	A2	OE 1920.N0	
			PRT06/00	Intake pressure sensor	A3		
2.0 X4	89	08/92 → 10/95	PF90/018	Throttle position sensors	A2	OE 1920.N0	
			PRT03E/04	Intake pressure sensor	A3	OE 1920P2	
405 II Break (4E)							
1.6	65	08/92 → 10/96	PF90/018	Throttle position sensors	A2	OE 1920.N0	
			PRT03E/04	Intake pressure sensor	A3	OE 1920P2	
			SZA102	Coolant temperature sensor	E3	OE 1920C4	
1.8	74	08/92 → 10/96	PF90/018	Throttle position sensors	A2	OE 1920.N0	
			APS29	Intake pressure sensor	A3	OE 1920K8	
			PRT03E/04	Intake pressure sensor	A3	OE 1920P2	
2.0	89	08/92 → 10/96	PF90/018	Throttle position sensors	A2	OE 1920.N0	
			PRT03E/04	Intake pressure sensor	A3	OE 1920P2	
2.0 4x4	89	08/92 → 10/96	PF90/018	Throttle position sensors	A2	OE 1920.N0	
			PRT03E/04	Intake pressure sensor	A3	OE 1920P2	
406 (8B)							
1.6	65	11/95 → 05/04	PRT03E/04	Intake pressure sensor	A3	OE 1920P2	
1.8	66	05/97 → 05/04	PRT03E/04	Intake pressure sensor	A3	OE 1920P2	
1.8 16V	81	11/95 → 10/00	SAD008	Knock sensor	B1	OE 594622	
			IATS04/01	Air temperature sensor	A1	OE 19204G	
			CA0077265/1	Throttle position sensors	A2	OE 1635Z9	
			APS45	Intake pressure sensor	A3	OE 192045	
			APS90	Intake pressure sensor	A3	OE 1920AN	
			SAC070	Camshaft sensor	B2	OE 19208W	
			SAG027	Crankshaft sensor	B3	OE 2576083A	
			SAG028	Crankshaft sensor	B3	OE 616070	
			10/00 → 04/02	SAG157	Crankshaft sensor	B3	OE 19207N
			05/02 → 05/04	SAG217	Crankshaft sensor	B3	OE 1920EN
10/00 → 05/04	SPA107	Coolant temperature sensor	E3	OE 133888			
	SA1118	Oil pressure switches	F1	OE 1131C5			
2.0	104	11/96 → 03/99	SAD008	Knock sensor	B1	OE 594622	
2.0 16V	97	11/95 → 05/04	SAD008	Knock sensor	B1	OE 594622	



kW



PARTS & SERVICES

DESCRIPTION

TYPE


PEUGEOT
406 (8B)

2.0 HDI 110	80	06/98 → 08/01	APS35	Intake pressure sensor	A3	OE 19207T	
			SAC096	Camshaft sensor	B2	OE 19207V	
			SAG027	Crankshaft sensor	B3	OE 2576083A	
			SAG028	Crankshaft sensor	B3	OE 616070	
		06/98 → 03/99	SAG157	Crankshaft sensor	B3	OE 19207N	
		04/99 → 08/01	SAG202	Crankshaft sensor	B3	OE 19208S	
		06/98 → 08/01	SAG280	Crankshaft sensor	B3	OE 252929	
			SPA107	Coolant temperature sensor	E3	OE 133888	
			SPA167	Coolant temperature sensor	E3	OE 133897	
			SPA172	Coolant temperature sensor	E3	OE 1338C1	
	SAA118		Oil pressure switches	F1	OE 1131C5		
	79		08/01 → 05/04	APS35	Intake pressure sensor	A3	OE 19207T
		APS112		Intake pressure sensor	A3	OE 1920GH	
		SAC096		Camshaft sensor	B2	OE 19207V	
		SAG027		Crankshaft sensor	B3	OE 2576083A	
		SAG202		Crankshaft sensor	B3	OE 19208S	
		SAG279		Crankshaft sensor	B3	OE 252980	
		SAG280		Crankshaft sensor	B3	OE 252929	
		SPS008		Exhaust gas pressure sensor	C2	OE 1618LP	
		SPA107		Coolant temperature sensor	E3	OE 133888	
SPA167		Coolant temperature sensor		E3	OE 133897		
2.0 HDI 90	66	02/99 → 05/04	SAC096	Camshaft sensor	B2	OE 19207V	
			SAG027	Crankshaft sensor	B3	OE 2576083A	
			SAG028	Crankshaft sensor	B3	OE 616070	
			SPA107	Coolant temperature sensor	E3	OE 133888	
			SPA167	Coolant temperature sensor	E3	OE 133897	
			SPA172	Coolant temperature sensor	E3	OE 1338C1	
			SAA118	Oil pressure switches	F1	OE 1131C5	
2.0 Turbo	108	04/96 → 05/04	SAD008	Knock sensor	B1	OE 594622	
2.2 HDi	98	03/00 → 05/04	APS35	Intake pressure sensor	A3	OE 19207T	
			SAC096	Camshaft sensor	B2	OE 19207V	
			SAG027	Crankshaft sensor	B3	OE 2576083A	
			SAG028	Crankshaft sensor	B3	OE 616070	
			SAG202	Crankshaft sensor	B3	OE 19208S	
			SPS008	Exhaust gas pressure sensor	C2	OE 1618LP	
			SPA172	Coolant temperature sensor	E3	OE 1338C1	
3.0 24V	140	10/96 → 05/04	SPA120	Coolant temperature sensor	E3	OE 133875	
3.0 V6	152	03/00 → 05/04	SAD008	Knock sensor	B1	OE 594622	
406 Break (8E/F)							
1.8	66	05/97 → 10/04	PRT03E/04	Intake pressure sensor	A3	OE 1920P2	
1.8 16V	81	10/96 → 10/00	SAD008	Knock sensor	B1	OE 594622	
2.0	104	11/96 → 03/99	SAD008	Knock sensor	B1	OE 594622	
2.0 16V	97	10/96 → 10/04	SAD008	Knock sensor	B1	OE 594622	
2.0 HDI 110	80	02/99 → 04/04	APS35	Intake pressure sensor	A3	OE 19207T	
			SAC096	Camshaft sensor	B2	OE 19207V	
			SAG027	Crankshaft sensor	B3	OE 2576083A	
			SAG028	Crankshaft sensor	B3	OE 616070	
	02/99 → 03/99	SAG157	Crankshaft sensor	B3	OE 19207N		
	04/99 → 04/04	SAG202	Crankshaft sensor	B3	OE 19208S		
	02/99 → 04/04	SAG280	Crankshaft sensor	B3	OE 252929		
		SPA107	Coolant temperature sensor	E3	OE 133888		
				SPA167	Coolant temperature sensor	E3	OE 133897

	KW			DESCRIPTION	TYPE	
PEUGEOT						
406 Break (8E/F)						
2.0 HDI 110	80	02/99 → 04/04	SPA172	Coolant temperature sensor	E3	OE 1338C1
			SAA118	Oil pressure switches	F1	OE 1131C5
2.0 HDI 110	79	08/01 → 10/04	APS35	Intake pressure sensor	A3	OE 19207T
			APS112	Intake pressure sensor	A3	OE 1920GH
			SAC096	Camshaft sensor	B2	OE 19207V
			SAG027	Crankshaft sensor	B3	OE 2576083A
			SAG028	Crankshaft sensor	B3	OE 616070
			SAG202	Crankshaft sensor	B3	OE 19208S
			SAG279	Crankshaft sensor	B3	OE 252980
			SAG280	Crankshaft sensor	B3	OE 252929
			SPS008	Exhaust gas pressure sensor	C2	OE 1618LP
			SPA107	Coolant temperature sensor	E3	OE 133888
			SPA167	Coolant temperature sensor	E3	OE 133897
						SPA172
			SAA118	Oil pressure switches	F1	OE 1131C5
2.0 HDI 90	66	02/99 → 10/04	SAC096	Camshaft sensor	B2	OE 19207V
			SAG027	Crankshaft sensor	B3	OE 2576083A
			SAG028	Crankshaft sensor	B3	OE 616070
			SAG202	Crankshaft sensor	B3	OE 19208S
			SPA107	Coolant temperature sensor	E3	OE 133888
			SPA167	Coolant temperature sensor	E3	OE 133897
			SPA172	Coolant temperature sensor	E3	OE 1338C1
			SAA118	Oil pressure switches	F1	OE 1131C5
2.0 Turbo	108	10/96 → 10/04	SAD008	Knock sensor	B1	OE 594622
3.0 24V	140	10/96 → 10/04	SPA120	Coolant temperature sensor	E3	OE 133875
3.0 V6	152	03/00 → 10/04	SAD008	Knock sensor	B1	OE 594622
406 Coupé (8C)						
2.0 16V	97	03/97 → 12/04	SAD008	Knock sensor	B1	OE 594622
	99	04/99 → 09/04	SAD008	Knock sensor	B1	OE 594622
2.2 HDI	98	03/00 → 12/04	APS35	Intake pressure sensor	A3	OE 19207T
			SAC096	Camshaft sensor	B2	OE 19207V
			SAG027	Crankshaft sensor	B3	OE 2576083A
			SAG028	Crankshaft sensor	B3	OE 616070
			SAG202	Crankshaft sensor	B3	OE 19208S
			SPS008	Exhaust gas pressure sensor	C2	OE 1618LP
			SPA172	Coolant temperature sensor	E3	OE 1338C1
			SAA118	Oil pressure switches	F1	OE 1131C5
3.0 V6	152	03/00 → 12/04	SAD008	Knock sensor	B1	OE 594622
3.0 V6 24V	140	03/97 → 12/04	SPA120	Coolant temperature sensor	E3	OE 133875
407 (6D_)						
1.6 HDi 110	80	05/04 → 12/10	ATS22	Air temperature sensor	A1	OE 1920GF
			APS38	Intake pressure sensor	A3	OE 1920CZ
			SAC096	Camshaft sensor	B2	OE 19207V
			SAG167	Crankshaft sensor	B3	OE 1920PW
			SPA172	Coolant temperature sensor	E3	OE 1338C1
			SAA118	Oil pressure switches	F1	OE 1131C5
			APS138	Fuel pressure sensor	F2	
1.8	85	03/04 → 07/05	IATS04/01	Air temperature sensor	A1	OE 19204G
			APS62	Intake pressure sensor	A3	OE 1920AC
			APS77	Intake pressure sensor	A3	OE 1920AJ
			SAC070	Camshaft sensor	B2	OE 19208W
			SAG217	Crankshaft sensor	B3	OE 1920EN
			SPA107	Coolant temperature sensor	E3	OE 133888
			SPA172	Coolant temperature sensor	E3	OE 1338C1
			SAA118	Oil pressure switches	F1	OE 1131C5

	kW			DESCRIPTION	TYPE	
PEUGEOT						
407 (6D_)						
2.0	100	03/04 → 07/05	IATS04/01	Air temperature sensor	A1	OE 19204G
			APS62	Intake pressure sensor	A3	OE 1920AC
			SAC070	Camshaft sensor	B2	OE 19208W
			SAG217	Crankshaft sensor	B3	OE 1920EN
			SAG279	Crankshaft sensor	B3	OE 252980
			SAG280	Crankshaft sensor	B3	OE 252929
			SPA107	Coolant temperature sensor	E3	OE 133888
			SAA118	Oil pressure switches	F1	OE 1131C5
2.0 HDi	103	06/09 → 12/10	ATS22	Air temperature sensor	A1	OE 1920GF
			APS38	Intake pressure sensor	A3	OE 1920CZ
			SAC096	Camshaft sensor	B2	OE 19207V
			SAG169	Crankshaft sensor	B3	OE 1920GJ
			SPS008	Exhaust gas pressure sensor	C2	OE 1618LP
			SPA172	Coolant temperature sensor	E3	OE 1338C1
			SAA118	Oil pressure switches	F1	OE 1131C5
2.0 HDi 135	100	05/04 → 10/10	ATS22	Air temperature sensor	A1	OE 1920GF
			APS38	Intake pressure sensor	A3	OE 1920CZ
			SAC096	Camshaft sensor	B2	OE 19207V
			SAG169	Crankshaft sensor	B3	OE 1920GJ
		10/06 → 10/10	SPS008	Exhaust gas pressure sensor	C2	OE 1618LP
		05/04 → 10/10	SPA172	Coolant temperature sensor	E3	OE 1338C1
			SAA118	Oil pressure switches	F1	OE 1131C5
3.0	155	03/04 → 12/10	SAD008	Knock sensor	B1	OE 594622
407 Coupé (6C_)						
2.7 HDi	150	10/07 →	SPS008	Exhaust gas pressure sensor	C2	OE 1618LP
2.7 HDi	150	10/05 →	SPA107	Coolant temperature sensor	E3	OE 133888
3.0 V6	155	10/05 →	SAD008	Knock sensor	B1	OE 594622
407 SW (6E_)						
1.6 HDi 110	80	05/04 → 12/10	ATS22	Air temperature sensor	A1	OE 1920GF
			APS38	Intake pressure sensor	A3	OE 1920CZ
			SAC096	Camshaft sensor	B2	OE 19207V
			SAG167	Crankshaft sensor	B3	OE 1920PW
			SPA172	Coolant temperature sensor	E3	OE 1338C1
			SAA118	Oil pressure switches	F1	OE 1131C5
2.0 HDi 135	100	07/04 → 12/10	ATS22	Air temperature sensor	A1	OE 1920GF
			APS38	Intake pressure sensor	A3	OE 1920CZ
			SAC096	Camshaft sensor	B2	OE 19207V
			SAG169	Crankshaft sensor	B3	OE 1920GJ
		10/06 → 12/10	SPS008	Exhaust gas pressure sensor	C2	OE 1618LP
		07/04 → 12/10	SPA172	Coolant temperature sensor	E3	OE 1338C1
			SAA118	Oil pressure switches	F1	OE 1131C5
3.0	155	05/04 → 12/10	SAD008	Knock sensor	B1	OE 594622
505 (551A)						
2.8	124	06/86 → 08/90	SPA129	Coolant temperature sensor	E3	OE 024262
2.8 GTI V6	105	06/86 → 12/93	SPA129	Coolant temperature sensor	E3	OE 024262
508 I (8D_)						
1.6 BlueHDi 120	88	03/14 → 12/18	SAC124	Camshaft sensor	B2	OE 9677493380
			SAG270	Crankshaft sensor	B3	OE 9677539480
1.6 HDi	82	11/10 → 12/18	APS123	Intake pressure sensor	A3	OE 1920QR
			SAC099	Camshaft sensor	B2	OE 1920QZ
			SAG167	Crankshaft sensor	B3	OE 1920PW
			SAG270	Crankshaft sensor	B3	OE 9677539480
			SPS008	Exhaust gas pressure sensor	C2	OE 1618LP
			SPA172	Coolant temperature sensor	E3	OE 1338C1

	KW			DESCRIPTION	TYPE	
PEUGEOT						
508 I (8D_)						
1.6 HDi	84	02/12 → 12/18	APS123	Intake pressure sensor	A3	OE 1920QR
			SAG270	Crankshaft sensor	B3	OE 9677539480
			SPS008	Exhaust gas pressure sensor	C2	OE 1618LP
			SPA172	Coolant temperature sensor	E3	OE 1338C1
2.0 BlueHDi 150	110	04/14 → 12/18	SPS008	Exhaust gas pressure sensor	C2	OE 1618LP
2.0 HDi	103	11/10 → 12/18	ATS22	Air temperature sensor	A1	OE 1920GF
			APS38	Intake pressure sensor	A3	OE 1920CZ
			SAG169	Crankshaft sensor	B3	OE 1920GJ
			SPS008	Exhaust gas pressure sensor	C2	OE 1618LP
	120	11/10 → 12/18	SPA172	Coolant temperature sensor	E3	OE 1338C1
			APS123	Intake pressure sensor	A3	OE 1920QR
			SPS008	Exhaust gas pressure sensor	C2	OE 1618LP
			SPA172	Coolant temperature sensor	E3	OE 1338C1
508 SW I (8E_)						
1.6 BlueHDi 120	88	03/14 → 12/18	SAC124	Camshaft sensor	B2	OE 9677493380
1.6 HDi	82	11/10 → 12/18	SAG270	Crankshaft sensor	B3	OE 9677539480
			APS123	Intake pressure sensor	A3	OE 1920QR
			SAC099	Camshaft sensor	B2	OE 1920QZ
			SAG167	Crankshaft sensor	B3	OE 1920PW
			SAG270	Crankshaft sensor	B3	OE 9677539480
			SPS008	Exhaust gas pressure sensor	C2	OE 1618LP
	84	02/12 → 12/18	SPA172	Coolant temperature sensor	E3	OE 1338C1
			APS123	Intake pressure sensor	A3	OE 1920QR
			SAG270	Crankshaft sensor	B3	OE 9677539480
			SPS008	Exhaust gas pressure sensor	C2	OE 1618LP
2.0 BlueHDi 150	110	04/14 → 12/18	SPA172	Coolant temperature sensor	E3	OE 1338C1
2.0 BlueHDi 180	133	04/14 → 12/18	SPS008	Exhaust gas pressure sensor	C2	OE 1618LP
2.0 HDi	103	11/10 → 12/18	ATS22	Air temperature sensor	A1	OE 1920GF
			APS38	Intake pressure sensor	A3	OE 1920CZ
			SAG169	Crankshaft sensor	B3	OE 1920GJ
			SPS008	Exhaust gas pressure sensor	C2	OE 1618LP
	120	11/10 → 12/18	SPA172	Coolant temperature sensor	E3	OE 1338C1
			APS123	Intake pressure sensor	A3	OE 1920QR
			SPS008	Exhaust gas pressure sensor	C2	OE 1618LP
			SPA172	Coolant temperature sensor	E3	OE 1338C1
2.0 HDi RXH Hybrid4	120	11/10 → 12/18	APS123	Intake pressure sensor	A3	OE 1920QR
			SPS008	Exhaust gas pressure sensor	C2	OE 1618LP
605 (6B)						
2.0	89	06/89 → 09/99	APS29	Intake pressure sensor	A3	OE 1920K8
	84	06/89 → 09/99	SZA102	Coolant temperature sensor	E3	OE 1920C4
		02/90 → 09/99	SZA102	Coolant temperature sensor	E3	OE 1920C4
2.0 16V	97	07/94 → 09/99	SAD008	Knock sensor	B1	OE 594622
2.0 Turbo	108	07/91 → 09/99	SAD008	Knock sensor	B1	OE 594622
3.0	123	10/89 → 09/99	SZA102	Coolant temperature sensor	E3	OE 1920C4
3.0 SV 24	147	08/89 → 09/99	SZA102	Coolant temperature sensor	E3	OE 1920C4
607 (9D, 9U)						
2.2 HDi	98	02/00 → 02/06	APS35	Intake pressure sensor	A3	OE 19207T
			APS112	Intake pressure sensor	A3	OE 1920GH
			SAC096	Camshaft sensor	B2	OE 19207V
			SAG027	Crankshaft sensor	B3	OE 2576083A
			SAG028	Crankshaft sensor	B3	OE 616070
			SAG202	Crankshaft sensor	B3	OE 19208S
	02/00 → 11/04	SAG202	Crankshaft sensor	B3	OE 19208S	
	12/04 → 02/06	SAG217	Crankshaft sensor	B3	OE 1920EN	

	kW			DESCRIPTION	TYPE				
PEUGEOT									
607 (9D, 9U)									
2.2 HDi	98	02/00 → 02/06	SPS008	Exhaust gas pressure sensor	C2	OE 1618LP			
			SPA172	Coolant temperature sensor	E3	OE 1338C1			
			SAA118	Oil pressure switches	F1	OE 1131C5			
2.7 HDi 24V	150	12/04 → 07/11	SAG027	Crankshaft sensor	B3	OE 2576083A			
		12/07 → 07/11	SAG028	Crankshaft sensor	B3	OE 616070			
3.0 V6 24V	152	02/00 → 07/04	SPS008	Exhaust gas pressure sensor	C2	OE 1618LP			
	155	03/04 → 07/11	SAD008	Knock sensor	B1	OE 594622			
806 (221)									
1.8	73	07/95 → 08/02	PRT03E/04	Intake pressure sensor	A3	OE 1920P2			
2.0	89	06/94 → 08/02	PF90/018	Throttle position sensors	A2	OE 1920.N0			
			SAD008	Knock sensor	B1	OE 594622			
2.0 16V	97	05/98 → 09/00	SAD008	Knock sensor	B1	OE 594622			
2.0 Turbo	108	06/94 → 08/02	SAD008	Knock sensor	B1	OE 594622			
807 (E)									
2.0 HDi	79	06/02 →	ATS22	Air temperature sensor	A1	OE 1920GF			
			APS35	Intake pressure sensor	A3	OE 19207T			
			APS38	Intake pressure sensor	A3	OE 1920CZ			
			APS112	Intake pressure sensor	A3	OE 1920GH			
			SAC096	Camshaft sensor	B2	OE 19207V			
			SAG169	Crankshaft sensor	B3	OE 1920GJ			
			SAG279	Crankshaft sensor	B3	OE 252980			
			SAG280	Crankshaft sensor	B3	OE 252929			
			SPA107	Coolant temperature sensor	E3	OE 133888			
			SPA167	Coolant temperature sensor	E3	OE 133897			
			SPA172	Coolant temperature sensor	E3	OE 1338C1			
			SAA118	Oil pressure switches	F1	OE 1131C5			
			2.2 HDi	94	06/02 →	ATS22	Air temperature sensor	A1	OE 1920GF
						APS38	Intake pressure sensor	A3	OE 1920CZ
SAC096	Camshaft sensor	B2				OE 19207V			
SAG169	Crankshaft sensor	B3				OE 1920GJ			
SPS008	Exhaust gas pressure sensor	C2				OE 1618LP			
SPA172	Coolant temperature sensor	E3				OE 1338C1			
3.0 V6	150	06/02 →	SAA118	Oil pressure switches	F1	OE 1131C5			
			SAD008	Knock sensor	B1	OE 594622			
1007 (KM_)									
1.4	54	04/05 →	APS77	Intake pressure sensor	A3	OE 1920AJ			
			SAG164	Crankshaft sensor	B3	OE 1920AW			
			MWSS057	ABS sensor	D1	OE 454598; Position: rear axle left and right			
			MWSS058	ABS sensor	D1	OE 454597; Position: front axle left and right			
			SPA107	Coolant temperature sensor	E3	OE 133888			
			SPA167	Coolant temperature sensor	E3	OE 133897			
			SAA118	Oil pressure switches	F1	OE 1131C5			
1.4 HDi	50	04/05 →	ATS22	Air temperature sensor	A1	OE 1920GF			
			APS112	Intake pressure sensor	A3	OE 1920GH			
			SAC100	Camshaft sensor	B2	OE 1920EJ			
			SAG167	Crankshaft sensor	B3	OE 1920PW			

	KW			DESCRIPTION	TYPE	
PEUGEOT						
1007 (KM_)						
1.4 HDi	50	04/05 →	MWSS057	ABS sensor	D1	OE 454598; Position: rear axle left and right
			MWSS058	ABS sensor	D1	OE 454597; Position: front axle left and right
			SPA172	Coolant temperature sensor	E3	OE 1338C1
			SAA118	Oil pressure switches	F1	OE 1131C5
1.6 16V	80	04/05 →	APS77	Intake pressure sensor	A3	OE 1920AJ
			SAG164	Crankshaft sensor	B3	OE 1920AW
			MWSS057	ABS sensor	D1	OE 454598; Position: rear axle left and right
			MWSS058	ABS sensor	D1	OE 454597; Position: front axle left and right
			SPA107	Coolant temperature sensor	E3	OE 133888
			SPA161	Coolant temperature sensor	E3	OE 1338F3
			SAA118	Oil pressure switches	F1	OE 1131C5
2008 I (CU_)						
1.2 THP 110 / PureTech 110	81	01/15 →	SAC125	Camshaft sensor	B2	OE 9688725080
			MWSS086	ABS sensor	D1	OE 4545J5; Position: front axle left and right
			MWSS165	ABS sensor	D1	OE 9805066080; Position: rear axle left and right
1.2 THP 130 / PureTech 130	96	01/15 →	SAC125	Camshaft sensor	B2	OE 9688725080
			MWSS086	ABS sensor	D1	OE 4545J5; Position: front axle left and right
			MWSS165	ABS sensor	D1	OE 9805066080; Position: rear axle left and right
1.2 VTi	60	03/13 →	SAC125	Camshaft sensor	B2	OE 9688725080
			MWSS086	ABS sensor	D1	OE 4545J5; Position: front axle left and right
			MWSS165	ABS sensor	D1	OE 9805066080; Position: rear axle left and right
1.4 HDi	50	06/13 →	SAC099	Camshaft sensor	B2	OE 1920QZ
			SAG168	Crankshaft sensor	B3	OE 1920EH
			SPS008	Exhaust gas pressure sensor	C2	OE 1618LP
			MWSS086	ABS sensor	D1	OE 4545J5; Position: front axle left and right
			MWSS165	ABS sensor	D1	OE 9805066080; Position: rear axle left and right
			SPA172	Coolant temperature sensor	E3	OE 1338C1
1.6 BlueHDi 100	73	01/15 →	SAC124	Camshaft sensor	B2	OE 9677493380
			SAG270	Crankshaft sensor	B3	OE 9677539480
			MWSS086	ABS sensor	D1	OE 4545J5; Position: front axle left and right
			MWSS165	ABS sensor	D1	OE 9805066080; Position: rear axle left and right
1.6 BlueHDi 120	88	07/14 →	SAC124	Camshaft sensor	B2	OE 9677493380
			SAG270	Crankshaft sensor	B3	OE 9677539480
			MWSS086	ABS sensor	D1	OE 4545J5; Position: front axle left and right
			MWSS165	ABS sensor	D1	OE 9805066080; Position: rear axle left and right
1.6 BlueHDi 75	55	01/15 →	SAC124	Camshaft sensor	B2	OE 9677493380
			SAG270	Crankshaft sensor	B3	OE 9677539480
			MWSS086	ABS sensor	D1	OE 4545J5; Position: front axle left and right





	kW			DESCRIPTION	TYPE	
PEUGEOT						
2008 I (CU_)						
1.6 BlueHDi 75	55	01/15 →	MWSS165	ABS sensor	D1	OE 9805066080; Position: rear axle left and right
1.6 HDi	68	03/13 →	APS123	Intake pressure sensor	A3	OE 1920QR
			SAC099	Camshaft sensor	B2	OE 1920QZ
			SAG270	Crankshaft sensor	B3	OE 9677539480
			SPS008	Exhaust gas pressure sensor	C2	OE 1618LP
			MWSS086	ABS sensor	D1	OE 4545J5; Position: front axle left and right
	84	03/13 →	MWSS165	ABS sensor	D1	OE 9805066080; Position: rear axle left and right
			SPA172	Coolant temperature sensor	E3	OE 1338C1
			SAG270	Crankshaft sensor	B3	OE 9677539480
			MWSS086	ABS sensor	D1	OE 4545J5; Position: front axle left and right
			MWSS165	ABS sensor	D1	OE 9805066080; Position: rear axle left and right
1.6 VTi	88	03/13 →	SPA172	Coolant temperature sensor	E3	OE 1338C1
			SAC072	Camshaft sensor	B2	OE 1920LS
			MWSS165	ABS sensor	D1	OE 9805066080; Position: rear axle left and right
3008 MPV / Space wagon (0U_)						
1.2	96	01/15 → 08/16	SAC125	Camshaft sensor	B2	OE 9688725080
			MWSS148	ABS sensor	D1	OE 4545F5; Position: front axle left and right
1.6 BlueHDi 120	88	05/14 → 08/16	SAC124	Camshaft sensor	B2	OE 9677493380
			SAG270	Crankshaft sensor	B3	OE 9677539480
			MWSS148	ABS sensor	D1	OE 4545F5; Position: front axle left and right
1.6 HDi	80	06/09 → 08/16	ATS22	Air temperature sensor	A1	OE 1920GF
			APS38	Intake pressure sensor	A3	OE 1920CZ
			SAC096	Camshaft sensor	B2	OE 19207V
			SAG167	Crankshaft sensor	B3	OE 1920PW
			SAG278	Crankshaft sensor	B3	OE 2529V1
			SPS008	Exhaust gas pressure sensor	C2	OE 1618LP
			MWSS148	ABS sensor	D1	OE 4545F5; Position: front axle left and right
			SPA172	Coolant temperature sensor	E3	OE 1338C1
			SAA118	Oil pressure switches	F1	OE 1131C5
	82	12/09 → 08/16	APS123	Intake pressure sensor	A3	OE 1920QR
			SAC099	Camshaft sensor	B2	OE 1920QZ
			SAG167	Crankshaft sensor	B3	OE 1920PW
			SAG270	Crankshaft sensor	B3	OE 9677539480
			SAG278	Crankshaft sensor	B3	OE 2529V1
			SPS008	Exhaust gas pressure sensor	C2	OE 1618LP
			MWSS148	ABS sensor	D1	OE 4545F5; Position: front axle left and right
			SPA172	Coolant temperature sensor	E3	OE 1338C1
			SAA118	Oil pressure switches	F1	OE 1131C5
84	03/13 → 08/16	SAG270	Crankshaft sensor	B3	OE 9677539480	
		MWSS148	ABS sensor	D1	OE 4545F5; Position: front axle left and right	
		SPA172	Coolant temperature sensor	E3	OE 1338C1	
1.6 HDi 115 / BlueHDi 115	85	02/13 → 08/16	SAC124	Camshaft sensor	B2	OE 9677493380

	KW			DESCRIPTION	TYPE	
PEUGEOT						
3008 MPV / Space wagon (0U_)						
1.6 THP	115	06/09 → 08/16	APS120	Intake pressure sensor	A3	OE 1922W0
			SAC072	Camshaft sensor	B2	OE 1920LS
			SAG261	Crankshaft sensor	B3	OE 1920LR
			MWSS148	ABS sensor	D1	OE 4545F5; Position: front axle left and right
			SPA161	Coolant temperature sensor	E3	OE 1338F3
			APS47	Fuel pressure sensor	F2	OE 1920KZ
1.6 VTi	88	06/09 → 08/16	APS71	Intake pressure sensor	A3	OE 1920LW
			SAC072	Camshaft sensor	B2	OE 1920LS
			SAG261	Crankshaft sensor	B3	OE 1920LR
			MWSS148	ABS sensor	D1	OE 4545F5; Position: front axle left and right
			SPA161	Coolant temperature sensor	E3	OE 1338F3
			SA118	Oil pressure switches	F1	OE 1131C5
2.0 HDi	120	06/09 → 08/16	APS123	Intake pressure sensor	A3	OE 1920QR
			SAC096	Camshaft sensor	B2	OE 19207V
			SAG278	Crankshaft sensor	B3	OE 2529V1
			SPS008	Exhaust gas pressure sensor	C2	OE 1618LP
			MWSS148	ABS sensor	D1	OE 4545F5; Position: front axle left and right
			SPA172	Coolant temperature sensor	E3	OE 1338C1
2.0 HDi 150 / BlueHDi 150	110	06/09 → 08/16	APS123	Intake pressure sensor	A3	OE 1920QR
			SAC096	Camshaft sensor	B2	OE 19207V
			SAG222	Crankshaft sensor	B3	OE 1920QS
			SAG278	Crankshaft sensor	B3	OE 2529V1
			SPS008	Exhaust gas pressure sensor	C2	OE 1618LP
			MWSS148	ABS sensor	D1	OE 4545F5; Position: front axle left and right
2.0 HDi 150 / BlueHDi 150	110	06/09 → 08/16	SPA172	Coolant temperature sensor	E3	OE 1338C1
			SA118	Oil pressure switches	F1	OE 1131C5
			APS123	Intake pressure sensor	A3	OE 1920QR
			SPS008	Exhaust gas pressure sensor	C2	OE 1618LP
			MWSS148	ABS sensor	D1	OE 4545F5; Position: front axle left and right
			SPA172	Coolant temperature sensor	E3	OE 1338C1
2.0 HDi Hybrid4	120	02/11 → 08/16	APS123	Intake pressure sensor	A3	OE 1920QR
			SPS008	Exhaust gas pressure sensor	C2	OE 1618LP
			MWSS148	ABS sensor	D1	OE 4545F5; Position: front axle left and right
			SPA172	Coolant temperature sensor	E3	OE 1338C1
3008 SUV (M_)						
1.2 THP/ PureTech 130	96	05/16 →	MWSS193	ABS sensor	D1	OE 9800038580; Position: rear axle left and right
1.6 BlueHDi 120	88	05/16 →	MWSS193	ABS sensor	D1	OE 9800038580; Position: rear axle left and right
1.6 THP 165	121	05/16 →	MWSS193	ABS sensor	D1	OE 9800038580; Position: rear axle left and right
2.0 BlueHDi 150	110	05/16 →	MWSS193	ABS sensor	D1	OE 9800038580; Position: rear axle left and right
2.0 BlueHDi 180	133	05/16 →	MWSS193	ABS sensor	D1	OE 9800038580; Position: rear axle left and right
4007 (VU_, VV_)						
2.2 HDi	115	02/07 → 03/13	ATS22	Air temperature sensor	A1	OE 1920GF
			APS58	Intake pressure sensor	A3	OE 1920LG
			APS114	Intake pressure sensor	A3	OE 1920LH
			SAC096	Camshaft sensor	B2	OE 19207V
			SAG167	Crankshaft sensor	B3	OE 1920PW
		06/08 → 03/13	SPS008	Exhaust gas pressure sensor	C2	OE 1618LP

	kw			DESCRIPTION	TYPE	
PEUGEOT						
4007 (VU_, VV_)						
2.2 HDi	115	02/07 → 03/13	SPA172	Coolant temperature sensor	E3	OE 1338C1
			SAA118	Oil pressure switches	F1	OE 1131C5
5008 (OU_, OE_)						
1.6 BlueHDi 120	88	05/14 → 03/17	SAC124	Camshaft sensor	B2	OE 9677493380
			SAG270	Crankshaft sensor	B3	OE 9677539480
			MWSS129	ABS sensor	D1	OE 4545E8; Position: rear axle left and right
			MWSS148	ABS sensor	D1	OE 4545F5; Position: front axle left and right
1.6 HDi	82	08/10 → 03/17	APS123	Intake pressure sensor	A3	OE 1920QR
			SAC099	Camshaft sensor	B2	OE 1920QZ
			SAG167	Crankshaft sensor	B3	OE 1920PW
			SAG270	Crankshaft sensor	B3	OE 9677539480
			SPS008	Exhaust gas pressure sensor	C2	OE 1618LP
			MWSS129	ABS sensor	D1	OE 4545E8; Position: rear axle left and right
			MWSS148	ABS sensor	D1	OE 4545F5; Position: front axle left and right
			SPA172	Coolant temperature sensor	E3	OE 1338C1
	80	09/09 → 03/17	ATS22	Air temperature sensor	A1	OE 1920GF
			APS38	Intake pressure sensor	A3	OE 1920CZ
			SAC096	Camshaft sensor	B2	OE 19207V
			SAG167	Crankshaft sensor	B3	OE 1920PW
			SAG278	Crankshaft sensor	B3	OE 2529V1
			SPS008	Exhaust gas pressure sensor	C2	OE 1618LP
		09/09 → 12/10	MWSS129	ABS sensor	D1	OE 4545E8; Position: rear axle left and right
		09/09 → 03/17	MWSS148	ABS sensor	D1	OE 4545F5; Position: front axle left and right
		SPA172	Coolant temperature sensor	E3	OE 1338C1	
		SAA118	Oil pressure switches	F1	OE 1131C5	
84	03/13 → 03/17	APS123	Intake pressure sensor	A3	OE 1920QR	
		SAG270	Crankshaft sensor	B3	OE 9677539480	
		SPS008	Exhaust gas pressure sensor	C2	OE 1618LP	
		MWSS129	ABS sensor	D1	OE 4545E8; Position: rear axle left and right	
		MWSS148	ABS sensor	D1	OE 4545F5; Position: front axle left and right	
		SPA172	Coolant temperature sensor	E3	OE 1338C1	
2.0 HDi	120	09/09 → 03/17	APS123	Intake pressure sensor	A3	OE 1920QR
			SAC096	Camshaft sensor	B2	OE 19207V
			SPS008	Exhaust gas pressure sensor	C2	OE 1618LP
			MWSS129	ABS sensor	D1	OE 4545E8; Position: rear axle left and right
			MWSS148	ABS sensor	D1	OE 4545F5; Position: front axle left and right
			SPA172	Coolant temperature sensor	E3	OE 1338C1
			SAA118	Oil pressure switches	F1	OE 1131C5
2.0 HDi 150 / BlueHDi 150	110	06/09 → 03/17	APS123	Intake pressure sensor	A3	OE 1920QR
			SAC096	Camshaft sensor	B2	OE 19207V
			SPS008	Exhaust gas pressure sensor	C2	OE 1618LP
			MWSS129	ABS sensor	D1	OE 4545E8; Position: rear axle left and right
			MWSS148	ABS sensor	D1	OE 4545F5; Position: front axle left and right

	KW			DESCRIPTION	TYPE	
PEUGEOT						
5008 (OU_, OE_)						
2.0 HDi 150 / BlueHDi 150	110	06/09 → 03/17	SPA172	Coolant temperature sensor	E3	OE 1338C1
			SAA118	Oil pressure switches	F1	OE 1131C5
5008 II						
1.6 BlueHDi 120	88	12/16 →	MWSS193	ABS sensor	D1	OE 9800038580; Position: rear axle left and right
BIPPER (AA_)						
1.3 HDi 75	55	10/10 →	ATS20	Intake pressure sensor	A3	OE 1611432480
			SAF001	Fuel water sensor	A4	
			SPS013	Exhaust gas pressure sensor	C2	OE 1610531380
			SPA146	Coolant temperature sensor	E3	OE 1338G9
1.4 HDi	50	02/08 →	ATS22	Air temperature sensor	A1	OE 1920GF
			APS112	Intake pressure sensor	A3	OE 1920GH
			SAC100	Camshaft sensor	B2	OE 1920EJ
			SAG167	Crankshaft sensor	B3	OE 1920PW
			SPA172	Coolant temperature sensor	E3	OE 1338C1
			SAA118	Oil pressure switches	F1	OE 1131C5
BIPPER Tepee						
1.3 HDi 75	55	10/10 →	ATS20	Intake pressure sensor	A3	OE 1611432480
			SAF001	Fuel water sensor	A4	
			SPS013	Exhaust gas pressure sensor	C2	OE 1610531380
			SPA146	Coolant temperature sensor	E3	OE 1338G9
1.4 HDi	50	04/08 →	ATS22	Air temperature sensor	A1	OE 1920GF
			APS112	Intake pressure sensor	A3	OE 1920GH
			SAC100	Camshaft sensor	B2	OE 1920EJ
			SAG167	Crankshaft sensor	B3	OE 1920PW
			SPA172	Coolant temperature sensor	E3	OE 1338C1
			SAA118	Oil pressure switches	F1	OE 1131C5
BOXER Autobus (230P)						
2.0 i	80	03/94 → 04/02	PF90/018	Throttle position sensors	A2	OE 1920.N0
BOXER Furgonato						
2.0 BlueHDi 130	96	07/15 → 09/19	SPS008	Exhaust gas pressure sensor	C2	OE 1618LP
2.2 HDi 100	74	04/06 →	APS20	Intake pressure sensor	A3	OE 1920LA
			SAC083	Camshaft sensor	B2	OE 1920KX
			SAG002	Crankshaft sensor	B3	OE 1920LV
			SAA113	Oil pressure switches	F1	OE 1131J2
			APS135	Fuel pressure sensor	F2	OE 1570L1*
2.2 HDi 120	88	04/06 →	APS20	Intake pressure sensor	A3	OE 1920LA
			SAC083	Camshaft sensor	B2	OE 1920KX
			SAG002	Crankshaft sensor	B3	OE 1920LV
			SAA113	Oil pressure switches	F1	OE 1131J2
			APS135	Fuel pressure sensor	F2	OE 1570L1*
2.2 HDi 130	96	03/11 →	APS106	Intake pressure sensor	A3	OE 9675379580
			SAC083	Camshaft sensor	B2	OE 1920KX
			SAG002	Crankshaft sensor	B3	OE 1920LV
			SAG281	Crankshaft sensor	B3	OE 9675323280
			SPS010	Exhaust gas pressure sensor	C2	OE 1606610880
			SPA179	Coolant temperature sensor	E3	OE 9675342080
			APS135	Fuel pressure sensor	F2	OE 1570L1*
BOXER Furgonato (230L)						
2.0 i	80	06/94 → 04/02	PF90/018	Throttle position sensors	A2	OE 1920.N0
2.5 D 4x4	63	07/99 → 04/02	SAG027	Crankshaft sensor	B3	OE 2576083A
			SZA101	Coolant temperature sensor	E3	OE 1920K9
			SAA118	Oil pressure switches	F1	OE 1131C5

	kW			DESCRIPTION	TYPE	
PEUGEOT						
BOXER Furgonato (244)						
2.0 HDi	62	04/02 →	PRT03/04	Intake pressure sensor	A3	OE 1563J4
			SAA118	Oil pressure switches	F1	OE 1131C5
2.2 HDi	74	04/02 →	PRT03/04	Intake pressure sensor	A3	OE 1563J4
			SAG157	Crankshaft sensor	B3	OE 19207N
			SAA118	Oil pressure switches	F1	OE 1131C5
2.8 HDi	94	04/02 →	PRT03/04	Intake pressure sensor	A3	OE 1563J4
			APS50	Intake pressure sensor	A3	OE 1920FT; With integrated air temperature sensor
			SAC092	Camshaft sensor	B2	OE 1920JH
			SAG089	Crankshaft sensor	B3	OE 1920CP
			CWM02/2	Crankshaft sensor	B3	OE 1612907480
			SPA103	Coolant temperature sensor	E3	OE 1338F9
			SAA101	Oil pressure switches	F1	OE 113198
			APS132	Fuel pressure sensor	F2	OE 1920.PR; Position: high pressure side
BOXER Pianale piatto/Telaio						
2.0 BlueHDi 130	96	07/15 → 09/19	SPS008	Exhaust gas pressure sensor	C2	OE 1618LP
2.2 HDi 100	74	04/06 →	APS20	Intake pressure sensor	A3	OE 1920LA
			SAC083	Camshaft sensor	B2	OE 1920KX
			SAG002	Crankshaft sensor	B3	OE 1920LV
			SAA113	Oil pressure switches	F1	OE 1131J2
			APS135	Fuel pressure sensor	F2	OE 1570L1*
2.2 HDi 110	81	03/11 →	APS106	Intake pressure sensor	A3	OE 9675379580
			SAC083	Camshaft sensor	B2	OE 1920KX
			SAG281	Crankshaft sensor	B3	OE 9675323280
			SPS010	Exhaust gas pressure sensor	C2	OE 1606610880
			SPA179	Coolant temperature sensor	E3	OE 9675342080
2.2 HDi 120	88	04/06 →	APS20	Intake pressure sensor	A3	OE 1920LA
			SAC083	Camshaft sensor	B2	OE 1920KX
			SAG002	Crankshaft sensor	B3	OE 1920LV
			SAA113	Oil pressure switches	F1	OE 1131J2
			APS135	Fuel pressure sensor	F2	OE 1570L1*
2.2 HDi 130	96	03/11 →	APS106	Intake pressure sensor	A3	OE 9675379580
			SAC083	Camshaft sensor	B2	OE 1920KX
			SAG002	Crankshaft sensor	B3	OE 1920LV
			SAG281	Crankshaft sensor	B3	OE 9675323280
			SPS010	Exhaust gas pressure sensor	C2	OE 1606610880
			SPA179	Coolant temperature sensor	E3	OE 9675342080
			APS135	Fuel pressure sensor	F2	OE 1570L1*
2.2 HDi 150	110	03/11 →	APS106	Intake pressure sensor	A3	OE 9675379580
			SAC083	Camshaft sensor	B2	OE 1920KX
			SAG281	Crankshaft sensor	B3	OE 9675323280
			SPS010	Exhaust gas pressure sensor	C2	OE 1606610880
			SPA179	Coolant temperature sensor	E3	OE 9675342080
3.0 HDi 175	130	03/11 →	SAF001	Fuel water sensor	A4	
			SAG110	Crankshaft sensor	B3	OE 1131J7
BOXER Pianale piatto/Telaio (244)						
2.0 HDi	62	04/02 →	PRT03/04	Intake pressure sensor	A3	OE 1563J4
			SAA118	Oil pressure switches	F1	OE 1131C5
2.2 HDi	74	04/02 →	PRT03/04	Intake pressure sensor	A3	OE 1563J4
			SAG157	Crankshaft sensor	B3	OE 19207N
			SAA118	Oil pressure switches	F1	OE 1131C5
2.8 HDi	94	04/02 →	PRT03/04	Intake pressure sensor	A3	OE 1563J4
			APS50	Intake pressure sensor	A3	OE 1920FT; With integrated air temperature sensor

	KW			DESCRIPTION	TYPE	
PEUGEOT						
BOXER Pianale piatto/Telaio (244)						
2.8 HDi	94	04/02 →	SAC092	Camshaft sensor	B2	OE 1920JH
			SAG089	Crankshaft sensor	B3	OE 1920CP
			CWM02/2	Crankshaft sensor	B3	OE 1612907480
			SPA103	Coolant temperature sensor	E3	OE 1338F9
			SAA101	Oil pressure switches	F1	OE 113198
			APS132	Fuel pressure sensor	F2	OE 1920.PR; Position: high pressure side
BOXER Pianale piatto/Telaio (ZCT_)						
2.0 i	80	06/94 → 04/02	PF90/018	Throttle position sensors	A2	OE 1920.N0
EXPERT (224_)						
2.0 HDI	80	07/00 → 12/06	APS35	Intake pressure sensor	A3	OE 19207T
			SAC096	Camshaft sensor	B2	OE 19207V
			SAG027	Crankshaft sensor	B3	OE 2576083A
			SAG028	Crankshaft sensor	B3	OE 616070
			SPA107	Coolant temperature sensor	E3	OE 133888
			SPA167	Coolant temperature sensor	E3	OE 133897
			SAA118	Oil pressure switches	F1	OE 1131C5
	69	10/00 → 10/06	APS35	Intake pressure sensor	A3	OE 19207T
			APS112	Intake pressure sensor	A3	OE 1920GH
			SAC096	Camshaft sensor	B2	OE 19207V
			SAG028	Crankshaft sensor	B3	OE 616070
			SPA107	Coolant temperature sensor	E3	OE 133888
			SPA167	Coolant temperature sensor	E3	OE 133897
			SAA118	Oil pressure switches	F1	OE 1131C5
EXPERT Furgonato (222)						
1.9 D 70	51	12/98 → 12/06	SAG028	Crankshaft sensor	B3	OE 616070
			SPA107	Coolant temperature sensor	E3	OE 133888
			SAA118	Oil pressure switches	F1	OE 1131C5
2.0 HDI	69	07/00 → 12/06	APS35	Intake pressure sensor	A3	OE 19207T
			APS112	Intake pressure sensor	A3	OE 1920GH
			SAC096	Camshaft sensor	B2	OE 19207V
			SAG027	Crankshaft sensor	B3	OE 2576083A
			SAG028	Crankshaft sensor	B3	OE 616070
			SPA107	Coolant temperature sensor	E3	OE 133888
			SPA167	Coolant temperature sensor	E3	OE 133897
	SAA118	Oil pressure switches	F1	OE 1131C5		
	80	07/00 → 12/06	APS35	Intake pressure sensor	A3	OE 19207T
			SAC096	Camshaft sensor	B2	OE 19207V
			SAG028	Crankshaft sensor	B3	OE 616070
			SPA107	Coolant temperature sensor	E3	OE 133888
			SPA167	Coolant temperature sensor	E3	OE 133897
			SAA118	Oil pressure switches	F1	OE 1131C5
EXPERT Furgonato (V_)						
1.6 BlueHDi 115	85	04/16 →	SAC124	Camshaft sensor	B2	OE 9677493380
1.6 BlueHDi 95	70	04/16 →	SAC124	Camshaft sensor	B2	OE 9677493380
EXPERT Furgonato (VF3A_, VF3U_, VF3X_)						
1.6 HDi 90 16V	66	01/07 →	ATS22	Air temperature sensor	A1	OE 1920GF
			APS38	Intake pressure sensor	A3	OE 1920CZ
			SAC096	Camshaft sensor	B2	OE 19207V
			SAC099	Camshaft sensor	B2	OE 1920QZ
			SAG167	Crankshaft sensor	B3	OE 1920PW
			SPA172	Coolant temperature sensor	E3	OE 1338C1
			SAA118	Oil pressure switches	F1	OE 1131C5
1.6 HDi 90 8V	66	01/07 →	APS123	Intake pressure sensor	A3	OE 1920QR
			SAC099	Camshaft sensor	B2	OE 1920QZ

	kW			DESCRIPTION	TYPE	
PEUGEOT						
EXPERT Furgonato (VF3A_, VF3U_, VF3X_)						
1.6 HDi 90 8V	66	01/07 →	SAG270	Crankshaft sensor	B3	OE 9677539480
			SPS008	Exhaust gas pressure sensor	C2	OE 1618LP
			SPA172	Coolant temperature sensor	E3	OE 1338C1
2.0 HDi 120	88	01/07 →	ATS22	Air temperature sensor	A1	OE 1920GF
			APS38	Intake pressure sensor	A3	OE 1920CZ
			SAC096	Camshaft sensor	B2	OE 19207V
			SAG169	Crankshaft sensor	B3	OE 1920GJ
			SPA172	Coolant temperature sensor	E3	OE 1338C1
			SAA118	Oil pressure switches	F1	OE 1131C5
			APS123	Intake pressure sensor	A3	OE 1920QR
2.0 HDi 130	94	03/11 →	SPS008	Exhaust gas pressure sensor	C2	OE 1618LP
			SPA172	Coolant temperature sensor	E3	OE 1338C1
EXPERT Pianale piatto/Telaio						
1.6 HDi 90 16V	66	01/07 →	ATS22	Air temperature sensor	A1	OE 1920GF
			APS38	Intake pressure sensor	A3	OE 1920CZ
			SAC096	Camshaft sensor	B2	OE 19207V
			SAC099	Camshaft sensor	B2	OE 1920QZ
			SAG167	Crankshaft sensor	B3	OE 1920PW
			SPA172	Coolant temperature sensor	E3	OE 1338C1
			SAA118	Oil pressure switches	F1	OE 1131C5
2.0 HDi 130	94	03/11 →	APS123	Intake pressure sensor	A3	OE 1920QR
			SPS008	Exhaust gas pressure sensor	C2	OE 1618LP
EXPERT Tepee (VF3X_)						
2.0 HDi 120	88	01/07 → 03/16	ATS22	Air temperature sensor	A1	OE 1920GF
			APS38	Intake pressure sensor	A3	OE 1920CZ
			SAC096	Camshaft sensor	B2	OE 19207V
			SAG169	Crankshaft sensor	B3	OE 1920GJ
			SPA172	Coolant temperature sensor	E3	OE 1338C1
			SAA118	Oil pressure switches	F1	OE 1131C5
2.0 HDi 130	94	03/11 →	APS123	Intake pressure sensor	A3	OE 1920QR
			SPS008	Exhaust gas pressure sensor	C2	OE 1618LP
			SPA172	Coolant temperature sensor	E3	OE 1338C1
PARTNER Furgonato						
1.6 BlueHDi 100	73	04/15 →	SAC124	Camshaft sensor	B2	OE 9677493380
			SAG270	Crankshaft sensor	B3	OE 9677539480
		04/15 → 11/15	MWSS128	ABS sensor	D1	OE 4545E7; Position: front axle left and right
			MWSS129	ABS sensor	D1	OE 4545E8; Position: rear axle left and right
1.6 HDi	55	04/08 →	ATS22	Air temperature sensor	A1	OE 1920GF
			APS38	Intake pressure sensor	A3	OE 1920CZ
			SAC096	Camshaft sensor	B2	OE 19207V
			SAG167	Crankshaft sensor	B3	OE 1920PW
			MWSS128	ABS sensor	D1	OE 4545E7; Position: front axle left and right
			MWSS129	ABS sensor	D1	OE 4545E8; Position: rear axle left and right
			SPA172	Coolant temperature sensor	E3	OE 1338C1
			SAA118	Oil pressure switches	F1	OE 1131C5
	80	04/08 →	APS138	Fuel pressure sensor	F2	
			ATS22	Air temperature sensor	A1	OE 1920GF
			APS38	Intake pressure sensor	A3	OE 1920CZ
			SAC096	Camshaft sensor	B2	OE 19207V
			SAG167	Crankshaft sensor	B3	OE 1920PW
			SPS008	Exhaust gas pressure sensor	C2	OE 1618LP

	KW			DESCRIPTION	TYPE	
PEUGEOT						
PARTNER Furgonato						
1.6 HDi	80	04/08 →	MWSS128	ABS sensor	D1	OE 4545E7; Position: front axle left and right
			MWSS129	ABS sensor	D1	OE 4545E8; Position: rear axle left and right
			SPA172	Coolant temperature sensor	E3	OE 1338C1
			SAA118	Oil pressure switches	F1	OE 1131C5
	66	12/11 →	APS123	Intake pressure sensor	A3	OE 1920QR
			SAC099	Camshaft sensor	B2	OE 1920QZ
			SAG270	Crankshaft sensor	B3	OE 9677539480
			SPS008	Exhaust gas pressure sensor	C2	OE 1618LP
		12/11 → 04/15	MWSS128	ABS sensor	D1	OE 4545E7; Position: front axle left and right
			MWSS129	ABS sensor	D1	OE 4545E8; Position: rear axle left and right
1.6 HDi / BlueHDi 75	55	07/11 →	APS123	Intake pressure sensor	A3	OE 1920QR
			SAC124	Camshaft sensor	B2	OE 9677493380
			SAG270	Crankshaft sensor	B3	OE 9677539480
			SPS008	Exhaust gas pressure sensor	C2	OE 1618LP
	03/15 → 11/15	MWSS128	ABS sensor	D1	OE 4545E7; Position: front axle left and right	
		MWSS129	ABS sensor	D1	OE 4545E8; Position: rear axle left and right	
1.6 HDi 16V	66	04/08 →	ATS22	Air temperature sensor	A1	OE 1920GF
			APS38	Intake pressure sensor	A3	OE 1920CZ
			SAC096	Camshaft sensor	B2	OE 19207V
			SAG167	Crankshaft sensor	B3	OE 1920PW
			MWSS128	ABS sensor	D1	OE 4545E7; Position: front axle left and right
			MWSS129	ABS sensor	D1	OE 4545E8; Position: rear axle left and right
			SPA172	Coolant temperature sensor	E3	OE 1338C1
			SAA118	Oil pressure switches	F1	OE 1131C5
			APS138	Fuel pressure sensor	F2	
1.6 HDi 90	68	04/10 →	APS38	Intake pressure sensor	A3	OE 1920CZ
			APS123	Intake pressure sensor	A3	OE 1920QR
			SAC099	Camshaft sensor	B2	OE 1920QZ
			SAG270	Crankshaft sensor	B3	OE 9677539480
			SPS008	Exhaust gas pressure sensor	C2	OE 1618LP
			MWSS128	ABS sensor	D1	OE 4545E7; Position: front axle left and right
			MWSS129	ABS sensor	D1	OE 4545E8; Position: rear axle left and right
			SPA172	Coolant temperature sensor	E3	OE 1338C1
PARTNER Tepee						
1.6 BlueHDi 100	73	12/14 →	SAC124	Camshaft sensor	B2	OE 9677493380
			SAG270	Crankshaft sensor	B3	OE 9677539480
		12/14 → 11/15	MWSS128	ABS sensor	D1	OE 4545E7; Position: front axle left and right
			MWSS129	ABS sensor	D1	OE 4545E8; Position: rear axle left and right
1.6 HDi	55	04/08 →	ATS22	Air temperature sensor	A1	OE 1920GF
			APS38	Intake pressure sensor	A3	OE 1920CZ
			SAC096	Camshaft sensor	B2	OE 19207V
			SAG167	Crankshaft sensor	B3	OE 1920PW
			SAA118	Oil pressure switches	F1	OE 1131C5



kW



DESCRIPTION

TYPE


PEUGEOT
PARTNER Tepee





1.6 HDi	80	04/08 →	ATS22	Air temperature sensor	A1	OE 1920GF
			APS38	Intake pressure sensor	A3	OE 1920CZ
			SAC096	Camshaft sensor	B2	OE 19207V
			SAG167	Crankshaft sensor	B3	OE 1920PW
			SPS008	Exhaust gas pressure sensor	C2	OE 1618LP
			MWSS128	ABS sensor	D1	OE 4545E7; Position: front axle left and right
			MWSS129	ABS sensor	D1	OE 4545E8; Position: rear axle left and right
			SPA172	Coolant temperature sensor	E3	OE 1338C1
			SAA118	Oil pressure switches	F1	OE 1131C5
	82	08/10 →	APS38	Intake pressure sensor	A3	OE 1920CZ
			APS123	Intake pressure sensor	A3	OE 1920QR
			SAC099	Camshaft sensor	B2	OE 1920QZ
			SAG167	Crankshaft sensor	B3	OE 1920PW
			SAG270	Crankshaft sensor	B3	OE 9677539480
			SAG278	Crankshaft sensor	B3	OE 2529V1
			SPS008	Exhaust gas pressure sensor	C2	OE 1618LP
			MWSS128	ABS sensor	D1	OE 4545E7; Position: front axle left and right
			MWSS129	ABS sensor	D1	OE 4545E8; Position: rear axle left and right
1.6 HDi 16V	66	04/08 →	ATS22	Air temperature sensor	A1	OE 1920GF
			APS38	Intake pressure sensor	A3	OE 1920CZ
			SAC096	Camshaft sensor	B2	OE 19207V
			SAG167	Crankshaft sensor	B3	OE 1920PW
			SPS008	Exhaust gas pressure sensor	C2	OE 1618LP
			MWSS128	ABS sensor	D1	OE 4545E7; Position: front axle left and right
			MWSS129	ABS sensor	D1	OE 4545E8; Position: rear axle left and right
			SPA172	Coolant temperature sensor	E3	OE 1338C1
			SAA118	Oil pressure switches	F1	OE 1131C5
			APS138	Fuel pressure sensor	F2	
1.6 HDi 90	68	04/10 →	APS123	Intake pressure sensor	A3	OE 1920QR
			SAC099	Camshaft sensor	B2	OE 1920QZ
			SAG167	Crankshaft sensor	B3	OE 1920PW
			SPS008	Exhaust gas pressure sensor	C2	OE 1618LP
	10/10 →	MWSS128	ABS sensor	D1	OE 4545E7; Position: front axle left and right	
		MWSS129	ABS sensor	D1	OE 4545E8; Position: rear axle left and right	
		SPA172	Coolant temperature sensor	E3	OE 1338C1	
1.6 HDi 75	55	08/05 → 07/08	ATS22	Air temperature sensor	A1	OE 1920GF
			APS38	Intake pressure sensor	A3	OE 1920CZ
			SAC096	Camshaft sensor	B2	OE 19207V
			SAG028	Crankshaft sensor	B3	OE 616070
			SAG167	Crankshaft sensor	B3	OE 1920PW
			MWSS145	ABS sensor	D1	OE 4545C9; Position: left rear
			MWSS146	ABS sensor	D1	OE 4545E6; Position: right rear
			MWSS147	ABS sensor	D1	OE 4545C8; Position: front axle left and right

RANCH Combispace (5_, G_)

	KW			DESCRIPTION	TYPE	
PEUGEOT						
RANCH Combispace (5_, G_)						
1.6 HDi 75	55	08/05 → 07/08	SPA172	Coolant temperature sensor	E3	OE 1338C1
			SAA118	Oil pressure switches	F1	OE 1131C5
1.6 HDi 90	66	08/05 → 12/15	ATS22	Air temperature sensor	A1	OE 1920GF
			APS38	Intake pressure sensor	A3	OE 1920CZ
			SAC096	Camshaft sensor	B2	OE 19207V
			SAG028	Crankshaft sensor	B3	OE 616070
			SAG167	Crankshaft sensor	B3	OE 1920PW
			MWSS145	ABS sensor	D1	OE 4545C9; Position: left rear
			MWSS146	ABS sensor	D1	OE 4545E6; Position: right rear
			MWSS147	ABS sensor	D1	OE 4545C8; Position: front axle left and right
			SPA172	Coolant temperature sensor	E3	OE 1338C1
			SAA118	Oil pressure switches	F1	OE 1131C5
1.9 D	51	01/99 → 07/08	SAG028	Crankshaft sensor	B3	OE 616070
			SAG150	Crankshaft sensor	B3	OE 1920E2
		09/00 → 08/02	SAG202	Crankshaft sensor	B3	OE 19208S
		01/99 → 07/08	SPA107	Coolant temperature sensor	E3	OE 133888
			SAA118	Oil pressure switches	F1	OE 1131C5
2.0 HDi	66	02/00 → 07/08	SAC096	Camshaft sensor	B2	OE 19207V
			SAG027	Crankshaft sensor	B3	OE 2576083A
			SAG028	Crankshaft sensor	B3	OE 616070
		02/00 → 08/02	SAG157	Crankshaft sensor	B3	OE 19207N
			SAG202	Crankshaft sensor	B3	OE 19208S
		09/02 → 07/08	SAG217	Crankshaft sensor	B3	OE 1920EN
		12/04 → 07/06	MWSS145	ABS sensor	D1	OE 4545C9; Position: left rear
		08/05 → 07/06	MWSS146	ABS sensor	D1	OE 4545E6; Position: right rear
		12/04 → 07/06	MWSS147	ABS sensor	D1	OE 4545C8; Position: front axle left and right
		02/00 → 07/08	SPA172	Coolant temperature sensor	E3	OE 1338C1
	SAA118	Oil pressure switches	F1	OE 1131C5		
RANCH Furgonato (5_, G_)						
1.6 HDi 75	55	08/05 → 07/08	ATS22	Air temperature sensor	A1	OE 1920GF
			APS38	Intake pressure sensor	A3	OE 1920CZ
			SAC096	Camshaft sensor	B2	OE 19207V
			SAG028	Crankshaft sensor	B3	OE 616070
			SAG167	Crankshaft sensor	B3	OE 1920PW
			MWSS145	ABS sensor	D1	OE 4545C9; Position: left rear
			MWSS146	ABS sensor	D1	OE 4545E6; Position: right rear
			MWSS147	ABS sensor	D1	OE 4545C8; Position: front axle left and right
			SPA172	Coolant temperature sensor	E3	OE 1338C1
				SAA118	Oil pressure switches	F1
1.6 HDi 90	66	08/05 → 12/15	ATS22	Air temperature sensor	A1	OE 1920GF
			APS38	Intake pressure sensor	A3	OE 1920CZ
			SAC096	Camshaft sensor	B2	OE 19207V
			SAG028	Crankshaft sensor	B3	OE 616070
			SAG167	Crankshaft sensor	B3	OE 1920PW
			MWSS145	ABS sensor	D1	OE 4545C9; Position: left rear
			MWSS146	ABS sensor	D1	OE 4545E6; Position: right rear
			MWSS147	ABS sensor	D1	OE 4545C8; Position: front axle left and right
			SPA172	Coolant temperature sensor	E3	OE 1338C1
	SAA118	Oil pressure switches	F1	OE 1131C5		
2.0 HDi	66	04/00 → 07/08	SAC096	Camshaft sensor	B2	OE 19207V
			SAG027	Crankshaft sensor	B3	OE 2576083A

				DESCRIPTION	TYPE	
PEUGEOT						
RANCH Furgonato (5_, G_)						
2.0 HDi	66	04/00 → 07/08	SAG028	Crankshaft sensor	B3	OE 616070
		04/00 → 08/02	SAG157	Crankshaft sensor	B3	OE 19207N
			SAG202	Crankshaft sensor	B3	OE 19208S
		09/02 → 07/08	SAG217	Crankshaft sensor	B3	OE 1920EN
		11/02 → 07/08	MWSS145	ABS sensor	D1	OE 4545C9; Position: left rear
			MWSS146	ABS sensor	D1	OE 4545E6; Position: right rear
			MWSS147	ABS sensor	D1	OE 4545C8; Position: front axle left and right
04/00 → 07/08	SPA172	Coolant temperature sensor	E3	OE 1338C1		
	SAA118	Oil pressure switches	F1	OE 1131C5		
RCZ						
1.6 16V	115	03/10 → 12/15	APS120	Intake pressure sensor	A3	OE 1922W0
			SAC072	Camshaft sensor	B2	OE 1920LS
			SAG261	Crankshaft sensor	B3	OE 1920LR
			MWSS148	ABS sensor	D1	OE 4545F5; Position: front axle left and right
			SPA161	Coolant temperature sensor	E3	OE 1338F3
			APS47	Fuel pressure sensor	F2	OE 1920KZ
2.0 HDi	120	03/10 → 12/15	APS123	Intake pressure sensor	A3	OE 1920QR
			SAC096	Camshaft sensor	B2	OE 19207V
			SAG222	Crankshaft sensor	B3	OE 1920QS
			SPS008	Exhaust gas pressure sensor	C2	OE 1618LP
			MWSS148	ABS sensor	D1	OE 4545F5; Position: front axle left and right
			SPA172	Coolant temperature sensor	E3	OE 1338C1
			SAA118	Oil pressure switches	F1	OE 1131C5
PORSCHE						
911 (997)						
3.8 Carrera S	261	07/04 → 12/08	SAD026	Knock sensor	B1	OE 99660612100
			SAC031	Camshaft sensor	B2	OE 99760610600
928						
4.7 S	228	08/83 → 07/86	SPA129	Coolant temperature sensor	E3	OE 92860612600
5.0 GT	243	01/89 → 07/91	SAG047	Crankshaft sensor	B3	OE 94460611500
			SPA129	Coolant temperature sensor	E3	OE 92860612600
5.0 S	212	09/85 → 07/86	SAG047	Crankshaft sensor	B3	OE 94460611500
		09/85 → 12/86	SPA129	Coolant temperature sensor	E3	OE 92860612600
5.0 S,S4	235	08/86 → 07/91	SAG047	Crankshaft sensor	B3	OE 94460611500
			SPA129	Coolant temperature sensor	E3	OE 92860612600
5.0 S4 Cat	235	08/86 → 07/91	SAG047	Crankshaft sensor	B3	OE 94460611500
			SPA129	Coolant temperature sensor	E3	OE 92860612600
5.4 GTS	257	08/91 → 11/95	SAG047	Crankshaft sensor	B3	OE 94460611500
			SPA129	Coolant temperature sensor	E3	OE 92860612600
944						
2.5	118	08/87 → 07/88	SAG047	Crankshaft sensor	B3	OE 94460611500
2.5 Turbo	184	09/87 → 07/91	SAG047	Crankshaft sensor	B3	OE 94460611500
3.0 S2	155	12/88 → 07/91	SAG047	Crankshaft sensor	B3	OE 94460611500
944 Cabriolet						
3.0 S2	155	12/88 → 07/91	SAG047	Crankshaft sensor	B3	OE 94460611500
959						
2.8	330	05/86 → 07/88	SAG047	Crankshaft sensor	B3	OE 94460611500
968						
3.0	176	08/91 → 11/95	SAG047	Crankshaft sensor	B3	OE 94460611500
968 Cabriolet						
3.0	176	08/91 → 11/95	SAG047	Crankshaft sensor	B3	OE 94460611500

	KW			DESCRIPTION	TYPE	
PORSCHE						
BOXSTER (981)						
2.7	195	04/12 →	SAD026	Knock sensor	B1	OE 99660612100
2.7	195	04/12 →	SAC031	Camshaft sensor	B2	OE 99760610600
BOXSTER (986)						
2.7	162	08/99 → 07/02	SVF016	Throttle position sensors	A2	OE 99660611600
			SAD026	Knock sensor	B1	OE 99660612100
S 3.2	185	08/99 → 07/02	SVF016	Throttle position sensors	A2	OE 99660611600
			SAD026	Knock sensor	B1	OE 99660612100
CAYENNE (92A)						
3.0 Diesel	176	06/10 →	SPS002	Exhaust gas pressure sensor	C2	OE 95560615100
			SPA111	Coolant temperature sensor	E3	OE 95510612500
			SPA196	Coolant temperature sensor	E3	OE 95860662300
	180	06/11 →	SPS002	Exhaust gas pressure sensor	C2	OE 95560615100
SPA196			Coolant temperature sensor	E3	OE 95860662300	
4.2 S Diesel	283	10/14 →	SPA196	Coolant temperature sensor	E3	OE 95860662300
CAYENNE (9PA)						
3.2	184	10/03 → 09/07	SAD031	Knock sensor	B1	OE 95560612500
			SAC040	Camshaft sensor	B2	OE 95560610600
		10/03 → 12/06	MWSS067	ABS sensor	D1	OE 95560640510; Position: left
			MWSS068	ABS sensor	D1	OE 95560640610; Position: right
S 4.5	250	10/03 → 09/07	SPA111	Coolant temperature sensor	E3	OE 95510612500
		09/02 → 09/07	SAD026	Knock sensor	B1	OE 99660612100
		09/02 → 12/06	MWSS067	ABS sensor	D1	OE 95560640510; Position: left
			MWSS068	ABS sensor	D1	OE 95560640610; Position: right
MACAN (95B)						
3.0 S Diesel	190	02/14 → 09/18	SPA196	Coolant temperature sensor	E3	OE 95860662300
	184	02/14 → 09/18	SPA196	Coolant temperature sensor	E3	OE 95860662300
PUCH						
G-MODELL (W461)						
290 GD Turbodiesel (461.335, 461.336)	88	04/97 → 12/01	SAG146	Crankshaft sensor	B3	
G-MODELL (W463)						
230 GE (463.224, 463.225)	93	07/89 → 08/93	SPA136	Coolant temperature sensor	E3	
300 GE (463.227, 463.228)	125	06/89 → 08/93	SPA136	Coolant temperature sensor	E3	
G 300 Turbodiesel (463.330, 463.331)	130	01/96 → 11/00	SAG146	Crankshaft sensor	B3	
G 320 (463.230, 463.231)	155		SAC043	Camshaft sensor	B2	
			SAG218	Crankshaft sensor	B3	
G 36 AMG (463.230, 463.231)	200	01/95 → 04/98	SAC043	Camshaft sensor	B2	
			SAG218	Crankshaft sensor	B3	
RENAULT						
9 (L42_)						
1.7 (L426)	59	09/84 → 12/89	SAG095	Crankshaft sensor	B3	OE 7700739791
1.7 (L42E)	69	06/87 → 12/88	SAG095	Crankshaft sensor	B3	OE 7700739791
1.7 (L42F)	54	10/86 → 12/88	SAG095	Crankshaft sensor	B3	OE 7700739791
1.7 (L42L)	55	10/86 → 12/88	SAG095	Crankshaft sensor	B3	OE 7700739791
1.7 (L42N)	65	10/86 → 12/88	SAG095	Crankshaft sensor	B3	OE 7700739791
11 (B/C37_)						
1.7 (B/C37E)	69	06/87 → 12/88	SAG095	Crankshaft sensor	B3	OE 7700739791
1.7 (B37N, C73N)	65	10/86 → 12/88	SAG095	Crankshaft sensor	B3	OE 7700739791
18 (134_)						
1.6 Turbo (1345)	92	10/82 → 07/86	SAG095	Crankshaft sensor	B3	OE 7700739791
1.6 Turbo Inj.	82	09/82 → 07/86	SPA131	Coolant temperature sensor	E3	OE 7700582688

	KW			DESCRIPTION	TYPE	
RENAULT						
18 Variable (135_)						
1.6	82	10/83 → 09/86	SPA131	Coolant temperature sensor	E3	OE 7700582688
1.6 Turbo (1355)	80	09/82 → 07/86	SPA131	Coolant temperature sensor	E3	OE 7700582688
19 I (B/C53_)						
1.2	40	01/88 → 12/92	SAG095	Crankshaft sensor	B3	OE 7700739791
1.4	59	01/88 → 12/92	SAG095	Crankshaft sensor	B3	OE 7700739791
1.4 (B/C53P)	43	01/89 → 05/93	SAG095	Crankshaft sensor	B3	OE 7700739791
1.4 Cat (B/C532)	43	01/89 → 04/92	SAG158	Crankshaft sensor	B3	OE 7700728637
1.7	79	06/89 → 04/92	SAG095	Crankshaft sensor	B3	OE 7700739791
1.7 (B/C53B)	54	09/88 → 04/92	SAG095	Crankshaft sensor	B3	OE 7700739791
			SAG158	Crankshaft sensor	B3	OE 7700728637
1.7 (B/C53C)	66	09/88 → 04/92	SAG095	Crankshaft sensor	B3	OE 7700739791
			SAG128	Crankshaft sensor	B3	OE 7700747549
			SAG158	Crankshaft sensor	B3	OE 7700728637
1.8 16V (B/C53D)	99	06/89 → 04/92	SAG158	Crankshaft sensor	B3	OE 7700728637
19 I Cabriolet (D53_)						
1.7	55	07/91 → 04/92	SAG095	Crankshaft sensor	B3	OE 7700739791
	70	07/91 → 04/92	SAG095	Crankshaft sensor	B3	OE 7700739791
			SAG128	Crankshaft sensor	B3	OE 7700747549
	SAG158	Crankshaft sensor	B3	OE 7700728637		
66	07/91 → 04/92	SAG158	Crankshaft sensor	B3	OE 7700728637	
1.8 16V (D53D)	101	07/91 → 04/92	SAG158	Crankshaft sensor	B3	OE 7700728637
19 I Chamade (L53_)						
1.2	40	01/88 → 12/92	SAG095	Crankshaft sensor	B3	OE 7700739791
1.4	57	07/88 → 08/90	SAG095	Crankshaft sensor	B3	OE 7700739791
1.4 (L532, L53P)	43	07/88 → 04/92	SAG095	Crankshaft sensor	B3	OE 7700739791
			SAG158	Crankshaft sensor	B3	OE 7700728637
1.7 (L533)	68	09/88 → 12/92	SAG095	Crankshaft sensor	B3	OE 7700739791
1.7 (L53B)	54	10/89 → 04/92	SAG095	Crankshaft sensor	B3	OE 7700739791
			SAG158	Crankshaft sensor	B3	OE 7700728637
1.7 (L53C)	66	07/88 → 04/92	SAG095	Crankshaft sensor	B3	OE 7700739791
			SAG128	Crankshaft sensor	B3	OE 7700747549
			SAG158	Crankshaft sensor	B3	OE 7700728637
1.7 (L53F)	79	08/88 → 12/92	SAG095	Crankshaft sensor	B3	OE 7700739791
			SAG158	Crankshaft sensor	B3	OE 7700728637
1.8 16V	101	06/89 → 08/90	SAG158	Crankshaft sensor	B3	OE 7700728637
1.8 16V (L53D)	99	10/89 → 04/92	SAG158	Crankshaft sensor	B3	OE 7700728637
19 I Furgonato (S53_)						
1.2	40	01/88 → 12/92	SAG095	Crankshaft sensor	B3	OE 7700739791
1.4	59	01/88 → 12/92	SAG095	Crankshaft sensor	B3	OE 7700739791
19 II (B/C53_)						
1.2	40	04/92 → 12/95	SAG095	Crankshaft sensor	B3	OE 7700739791
1.4	59	01/92 → 12/95	SAG095	Crankshaft sensor	B3	OE 7700739791
1.4 (B/C532)	43	04/92 → 12/95	SAG095	Crankshaft sensor	B3	OE 7700739791
			SAG158	Crankshaft sensor	B3	OE 7700728637
1.4 (B/C535)	55	01/92 → 12/95	SAG095	Crankshaft sensor	B3	OE 7700739791
1.7	79	05/92 → 09/94	SAG158	Crankshaft sensor	B3	OE 7700728637
1.7 (B/C53B)	54	04/92 → 12/95	SAG095	Crankshaft sensor	B3	OE 7700739791
			SAG128	Crankshaft sensor	B3	OE 7700747549
			SAG158	Crankshaft sensor	B3	OE 7700728637
1.7 (B/C53C)	66	04/92 → 12/95	SAG095	Crankshaft sensor	B3	OE 7700739791
			SAG128	Crankshaft sensor	B3	OE 7700747549
			SAG158	Crankshaft sensor	B3	OE 7700728637
1.8 (S/353A)	66	04/92 → 12/95	SAG128	Crankshaft sensor	B3	OE 7700747549
1.8 (S/353F, B/C538)	79	05/94 → 12/95	SAG128	Crankshaft sensor	B3	OE 7700747549
1.8 (B/C538)	81	04/92 → 05/94	SAG128	Crankshaft sensor	B3	OE 7700747549

	KW			DESCRIPTION	TYPE	
RENAULT						
19 II (B/C53_)						
1.8 (B/C53Y)	65	04/92 → 12/95	SAG128	Crankshaft sensor	B3	OE 7700747549
1.8 16V (B/C53D)	99	04/92 → 12/95	SAG128	Crankshaft sensor	B3	OE 7700747549
19 II Cabriolet (D53_ , 853_)						
1.7 (D53C)	66	04/92 → 09/93	SAG095	Crankshaft sensor	B3	OE 7700739791
			SAG128	Crankshaft sensor	B3	OE 7700747549
			SAG158	Crankshaft sensor	B3	OE 7700728637
1.8 (853A)	66	09/93 → 06/96	SAG128	Crankshaft sensor	B3	OE 7700747549
1.8 (D53V, 853F, D53C)	79	07/94 → 06/96	SAG128	Crankshaft sensor	B3	OE 7700747549
1.8 (D53Y)	65	04/92 → 06/96	SAG128	Crankshaft sensor	B3	OE 7700747549
1.8 16V (D53D)	99	04/92 → 06/96	SAG128	Crankshaft sensor	B3	OE 7700747549
			SAG158	Crankshaft sensor	B3	OE 7700728637
19 II Chamade (L53_)						
1.4	44	05/92 → 09/94	SAG036	Crankshaft sensor	B3	OE 7700728638
			SAG158	Crankshaft sensor	B3	OE 7700728637
1.4 (532)	43	04/92 → 12/95	SAG095	Crankshaft sensor	B3	OE 7700739791
			SAG158	Crankshaft sensor	B3	OE 7700728637
1.4 (L535)	55	11/93 → 12/95	SAG095	Crankshaft sensor	B3	OE 7700739791
1.7	55	05/92 → 11/95	SAG158	Crankshaft sensor	B3	OE 7700728637
1.7 (L533)	68	01/93 → 08/95	SAG095	Crankshaft sensor	B3	OE 7700739791
1.7 (L53B)	54	04/92 → 12/95	SAG095	Crankshaft sensor	B3	OE 7700739791
			SAG128	Crankshaft sensor	B3	OE 7700747549
			SAG158	Crankshaft sensor	B3	OE 7700728637
1.7 (L53C)	66	04/92 → 12/95	SAG095	Crankshaft sensor	B3	OE 7700739791
			SAG128	Crankshaft sensor	B3	OE 7700747549
			SAG158	Crankshaft sensor	B3	OE 7700728637
1.8	67	05/92 → 09/94	SAG128	Crankshaft sensor	B3	OE 7700747549
1.8 (453A/F)	66	04/92 → 12/95	SAG128	Crankshaft sensor	B3	OE 7700747549
1.8 (L538)	81	04/92 → 05/94	SAG128	Crankshaft sensor	B3	OE 7700747549
1.8 (L53V, L538)	79	05/94 → 12/95	SAG128	Crankshaft sensor	B3	OE 7700747549
1.8 (L53Y)	65	04/92 → 12/95	SAG128	Crankshaft sensor	B3	OE 7700747549
1.8 16V (L53D)	99	04/92 → 12/95	SAG128	Crankshaft sensor	B3	OE 7700747549
19 II Furgonato (S53_)						
1.2	40	03/92 → 12/95	SAG095	Crankshaft sensor	B3	OE 7700739791
1.4	59	03/92 → 12/95	SAG095	Crankshaft sensor	B3	OE 7700739791
21 (B48_)						
1.4 (B48D)	51	09/89 → 05/93	SAG095	Crankshaft sensor	B3	OE 7700739791
1.7	55	07/89 → 05/93	SAG095	Crankshaft sensor	B3	OE 7700739791
			SAG158	Crankshaft sensor	B3	OE 7700728637
1.7 (B48E)	66	09/89 → 06/94	SAG095	Crankshaft sensor	B3	OE 7700739791
			SAG128	Crankshaft sensor	B3	OE 7700747549
1.7 (B48F)	54	09/89 → 10/92	SAG158	Crankshaft sensor	B3	OE 7700728637
			SAG095	Crankshaft sensor	B3	OE 7700739791
2.0 (B48C)	88	09/89 → 12/93	SAG095	Crankshaft sensor	B3	OE 7700739791
			SAG158	Crankshaft sensor	B3	OE 7700728637
2.0 (B48R/Y)	99	02/90 → 10/92	SAG095	Crankshaft sensor	B3	OE 7700739791
			SAG158	Crankshaft sensor	B3	OE 7700728637
2.0 4x4 (B48R/Y)	99	09/90 → 10/92	SAG095	Crankshaft sensor	B3	OE 7700739791
			SAG158	Crankshaft sensor	B3	OE 7700728637
2.0 TXi	100	07/89 → 05/93	SAG158	Crankshaft sensor	B3	OE 7700728637
2.2 (B48K)	79	09/89 → 06/94	SAG158	Crankshaft sensor	B3	OE 7700728637
2.2 4x4 (B48K)	79	07/90 → 06/94	SAG158	Crankshaft sensor	B3	OE 7700728637

	kw			DESCRIPTION	TYPE	
RENAULT						
21 Furgonato (S48_)						
1.7	65	06/86 → 04/95	SAG095	Crankshaft sensor	B3	OE 7700739791
21 Station wagon (K48_)						
1.7 (K/S481)	55	06/86 → 03/93	SAG095	Crankshaft sensor	B3	OE 7700739791
			SAG128	Crankshaft sensor	B3	OE 7700747549
1.7 (K/S482)	65	10/86 → 12/88	SAG095	Crankshaft sensor	B3	OE 7700739791
1.7 (K48E)	69	06/86 → 12/89	SAG095	Crankshaft sensor	B3	OE 7700739791
			SAG128	Crankshaft sensor	B3	OE 7700747549
			SAG158	Crankshaft sensor	B3	OE 7700728637
	66	10/89 → 12/93	SAG095	Crankshaft sensor	B3	OE 7700739791
			SAG128	Crankshaft sensor	B3	OE 7700747549
			SAG158	Crankshaft sensor	B3	OE 7700728637
1.7 (K48M)	54	06/86 → 12/89	SAG095	Crankshaft sensor	B3	OE 7700739791
			SAG128	Crankshaft sensor	B3	OE 7700747549
1.7 (K48N)	64	06/87 → 04/89	SAG095	Crankshaft sensor	B3	OE 7700739791
			SAG128	Crankshaft sensor	B3	OE 7700747549
1.7 Cat (K48F)	54	05/88 → 06/93	SAG095	Crankshaft sensor	B3	OE 7700739791
			SAG128	Crankshaft sensor	B3	OE 7700747549
			SAG158	Crankshaft sensor	B3	OE 7700728637
2.0	86	07/89 → 06/92	SAG158	Crankshaft sensor	B3	OE 7700728637
	75	06/91 → 05/93	SAG095	Crankshaft sensor	B3	OE 7700739791
2.0 (K483)	85	06/86 → 12/88	SAG095	Crankshaft sensor	B3	OE 7700739791
			SAG158	Crankshaft sensor	B3	OE 7700728637
2.0 (K48C)	88	03/86 → 12/93	SAG095	Crankshaft sensor	B3	OE 7700739791
			SAG158	Crankshaft sensor	B3	OE 7700728637
2.0 (K48R)	99	06/90 → 02/94	SAG095	Crankshaft sensor	B3	OE 7700739791
			SAG158	Crankshaft sensor	B3	OE 7700728637
2.0 4x4	88	03/89 → 12/93	SAG095	Crankshaft sensor	B3	OE 7700739791
			SAG158	Crankshaft sensor	B3	OE 7700728637
2.2 (K48K)	79	06/86 → 11/93	SAG158	Crankshaft sensor	B3	OE 7700728637
2.2 4x4 (K48K)	79	06/86 → 12/93	SAG158	Crankshaft sensor	B3	OE 7700728637
21 Tre volumi (L48_)						
1.4 (L48D)	51	06/88 → 10/93	SAG095	Crankshaft sensor	B3	OE 7700739791
1.7 (L481)	55	03/86 → 12/87	SAG095	Crankshaft sensor	B3	OE 7700739791
1.7 (L482)	65	03/86 → 03/93	SAG095	Crankshaft sensor	B3	OE 7700739791
			SAG128	Crankshaft sensor	B3	OE 7700747549
1.7 (L48E)	69	03/86 → 02/94	SAG095	Crankshaft sensor	B3	OE 7700739791
			SAG128	Crankshaft sensor	B3	OE 7700747549
			SAG158	Crankshaft sensor	B3	OE 7700728637
	66	09/89 → 02/94	SAG095	Crankshaft sensor	B3	OE 7700739791
			SAG128	Crankshaft sensor	B3	OE 7700747549
			SAG158	Crankshaft sensor	B3	OE 7700728637
1.7 (L48M, L48F)	54	07/86 → 02/94	SAG095	Crankshaft sensor	B3	OE 7700739791
			SAG128	Crankshaft sensor	B3	OE 7700747549
			SAG158	Crankshaft sensor	B3	OE 7700728637
1.7 (L48N)	64	06/87 → 04/89	SAG095	Crankshaft sensor	B3	OE 7700739791
			SAG128	Crankshaft sensor	B3	OE 7700747549
1.9 D (L48H, L48I)	47	08/89 → 10/93	SAG095	Crankshaft sensor	B3	OE 7700739791
2.0	78	05/91 → 10/93	SAG095	Crankshaft sensor	B3	OE 7700739791
	86	04/86 → 06/89	SAG158	Crankshaft sensor	B3	OE 7700728637
	76	04/88 → 06/89	SAG095	Crankshaft sensor	B3	OE 7700739791
2.0 (L483)	85	03/86 → 12/88	SAG095	Crankshaft sensor	B3	OE 7700739791
			SAG158	Crankshaft sensor	B3	OE 7700728637
2.0 (L489)	75	03/86 → 10/93	SAG095	Crankshaft sensor	B3	OE 7700739791
2.0 (L48C)	88	03/86 → 12/93	SAG095	Crankshaft sensor	B3	OE 7700739791
			SAG158	Crankshaft sensor	B3	OE 7700728637

	KW			DESCRIPTION	TYPE	
RENAULT						
21 Tre volumi (L48_)						
2.0 (L48R)	99	02/90 → 06/94	SAG095	Crankshaft sensor	B3	OE 7700739791
			SAG158	Crankshaft sensor	B3	OE 7700728637
2.0 4x4 (L48R)	99	12/89 → 02/94	SAG095	Crankshaft sensor	B3	OE 7700739791
			SAG158	Crankshaft sensor	B3	OE 7700728637
2.0 Turbo (L485)	129	04/87 → 03/90	SAG158	Crankshaft sensor	B3	OE 7700728637
2.0 Turbo (L48L)	119	02/90 → 10/92	SAG158	Crankshaft sensor	B3	OE 7700728637
2.0 Turbo 4x4	129	08/89 → 10/93	SAG158	Crankshaft sensor	B3	OE 7700728637
2.0 Turbo 4x4 (L48L)	119	02/90 → 10/92	SAG158	Crankshaft sensor	B3	OE 7700728637
2.0 TXi 4x4	100	08/89 → 08/94	SAG158	Crankshaft sensor	B3	OE 7700728637
2.2 (L48K)	79	07/86 → 02/94	SAG158	Crankshaft sensor	B3	OE 7700728637
2.2 4x4 (L48K)	79	07/90 → 02/94	SAG158	Crankshaft sensor	B3	OE 7700728637
25 (B29_)						
2.0	88	03/87 → 12/93	SAG095	Crankshaft sensor	B3	OE 7700739791
			SAG158	Crankshaft sensor	B3	OE 7700728637
2.0 (B297)	74	04/84 → 12/92	SAG095	Crankshaft sensor	B3	OE 7700739791
2.0 12V	103	06/88 → 12/93	SAG158	Crankshaft sensor	B3	OE 7700728637
2.0 12V (B294)	99	06/89 → 12/92	SAG158	Crankshaft sensor	B3	OE 7700728637
2.2 (B29)	76	11/85 → 03/89	SAG158	Crankshaft sensor	B3	OE 7700728637
2.2 (B29B)	79	09/86 → 12/92	SAG158	Crankshaft sensor	B3	OE 7700728637
			SPA131	Coolant temperature sensor	E3	OE 7700582688
2.2 (B29E)	89	04/84 → 12/89	SAG095	Crankshaft sensor	B3	OE 7700739791
			SAG158	Crankshaft sensor	B3	OE 7700728637
			SPA131	Coolant temperature sensor	E3	OE 7700582688
			SAG158	Crankshaft sensor	B3	OE 7700728637
	91	04/84 → 12/89	SPA131	Coolant temperature sensor	E3	OE 7700582688
2.4 V6 Turbo (B295)	133	10/84 → 05/90	SAG158	Crankshaft sensor	B3	OE 7700728637
2.5 V6 Turbo (B29G)	151	01/90 → 12/92	SAG158	Crankshaft sensor	B3	OE 7700728637
2.8 V6 (B293)	115	06/87 → 02/90	SAG158	Crankshaft sensor	B3	OE 7700728637
2.8 V6 Injection (B29F)	110	06/87 → 12/92	SAG158	Crankshaft sensor	B3	OE 7700728637
AVANTIME (DE0_)						
3.0 V6 (DE04, DE0T)	152	09/01 → 05/03	SAD008	Knock sensor	B1	OE 9628648280
CAPTUR (J5_, H5_)						
0.9 TCe 90	66	06/13 →	APS99	Intake pressure sensor	A3	OE 223650001R
			SAC103	Camshaft sensor	B2	OE 237310776R
			MWSS160	ABS sensor	D1	OE 479006210R; Position: right rear
			MWSS192	ABS sensor	D1	OE 479101995R; Position: front axle left and right
1.2 TCe 120	88	06/13 →	APS99	Intake pressure sensor	A3	OE 223650001R
			SAC103	Camshaft sensor	B2	OE 237310776R
			MWSS160	ABS sensor	D1	OE 479006210R; Position: right rear
			MWSS192	ABS sensor	D1	OE 479101995R; Position: front axle left and right
1.5 dCi 110	81	01/15 →	APS99	Intake pressure sensor	A3	OE 223650001R
			MWSS160	ABS sensor	D1	OE 479006210R; Position: right rear
			MWSS192	ABS sensor	D1	OE 479101995R; Position: front axle left and right
1.5 dCi 90	66	06/13 →	SAG209	Crankshaft sensor	B3	OE 8200885209
			MWSS160	ABS sensor	D1	OE 479006210R; Position: right rear
			MWSS192	ABS sensor	D1	OE 479101995R; Position: front axle left and right
			SAC103	Camshaft sensor	B2	OE 237310776R
			SAG209	Crankshaft sensor	B3	OE 8200885209
			SPS012	Exhaust gas pressure sensor	C2	OE 208155642R
			MWSS160	ABS sensor	D1	OE 479006210R; Position: right rear

	KW			DESCRIPTION	TYPE			
RENAULT								
CAPTUR (J5_, H5_)								
1.5 dCi 90	66	06/13 →	MWSS192	ABS sensor	D1	OE 479101995R; Position: front axle left and right		
CLIO I (B/C57_, 5/357_)								
1.2 (5/357Y, 5/357K)	43	01/96 → 06/97	SAG158	Crankshaft sensor	B3	OE 7700728637		
	40	01/96 → 06/97	SAG158	Crankshaft sensor	B3	OE 7700728637		
1.2 (B/C/S572)	44	05/90 → 03/96	SAG095	Crankshaft sensor	B3	OE 7700739791		
1.2 (B/C/S577)	40	01/96 → 12/96	SAG095	Crankshaft sensor	B3	OE 7700739791		
1.2 (B/C/S57A, B/C57S, 5/357F, 5/357J, 5/357L, 5/357R)	43	05/90 → 09/98	SAG095	Crankshaft sensor	B3	OE 7700739791		
		05/90 → 03/97	SAG158	Crankshaft sensor	B3	OE 7700728637		
1.4	59	01/91 → 09/98	SAG095	Crankshaft sensor	B3	OE 7700739791		
		01/91 → 09/98	SAG128	Crankshaft sensor	B3	OE 7700747549		
		01/91 → 12/97	SAG158	Crankshaft sensor	B3	OE 7700728637		
1.4 (B/C57T, B/C57Y)	58	01/91 → 09/98	SAG095	Crankshaft sensor	B3	OE 7700739791		
		01/91 → 09/98	SAG128	Crankshaft sensor	B3	OE 7700747549		
1.4 (B57J, C57J, B57P)	55	01/91 → 09/98	SAG095	Crankshaft sensor	B3	OE 7700739791		
		01/91 → 03/97	SAG158	Crankshaft sensor	B3	OE 7700728637		
1.7 (B/C574)	68	01/91 → 12/93	SAG095	Crankshaft sensor	B3	OE 7700739791		
1.8	66	08/90 → 04/96	SAG128	Crankshaft sensor	B3	OE 7700747549		
1.8 (B/C578)	66	08/94 → 09/98	SAG128	Crankshaft sensor	B3	OE 7700747549		
1.8 16V (C57D)	99	01/91 → 03/96	SAG158	Crankshaft sensor	B3	OE 7700728637		
1.8 Rsi (B/C579)	80	01/93 → 08/95	SAG128	Crankshaft sensor	B3	OE 7700747549		
Williams (B/C57M)	108	01/94 → 12/96	SAG158	Crankshaft sensor	B3	OE 7700728637		
CLIO II (BB_, CB_)								
1.2 (BB0A, BB0F, BB10, BB1K, BB28, BB2D, BB2H, CB0A, ...)	43	09/98 →	IATS04	Air temperature sensor	A1	OE 7700101451		
			IATS04/01	Air temperature sensor	A1	OE 165802799R		
			KITPF2C	Throttle position sensors	A2	OE 7702217302		
			APS44	Intake pressure sensor	A3	OE 7700101762		
			APS45	Intake pressure sensor	A3	OE 7700706876		
		04/02 →	APS85	Intake pressure sensor	A3	OE 8200105165		
		09/98 →	SAD035	Knock sensor	B1	OE 7700866055		
			SAG140	Crankshaft sensor	B3	OE 7700414694		
			SAG163	Crankshaft sensor	B3	OE 8200643171		
		12/02 → 10/07	MWSS006	ABS sensor	D1	OE 8200186294; Position: front axle left and right		
MWSS007	ABS sensor		D1	OE 479001745R; Position: right rear				
MWSS008	ABS sensor		D1	OE 479006554R; Position: left rear				
09/98 →	SPA108	Coolant temperature sensor	E3	OE 226306024R				
1.2 16V (BB05, BB0W, BB11, BB27, BB2T, BB2U, BB2V, CB05, ...)	55	06/01 →	APS85	Intake pressure sensor	A3	OE 8200105165		
			SAD035	Knock sensor	B1	OE 7700866055		
			SAG140	Crankshaft sensor	B3	OE 7700414694		
			SAG163	Crankshaft sensor	B3	OE 8200643171		
		12/02 → 10/07	MWSS006	ABS sensor	D1	OE 8200186294; Position: front axle left and right		
			MWSS007	ABS sensor	D1	OE 479001745R; Position: right rear		
			MWSS008	ABS sensor	D1	OE 479006554R; Position: left rear		
		06/01 →	SPA108	Coolant temperature sensor	E3	OE 226306024R		
		1.2 LPG	43	09/98 → 06/09	IATS04	Air temperature sensor	A1	OE 7700101451
					APS85	Intake pressure sensor	A3	OE 8200105165
09/98 → 10/07	SAG194			Crankshaft sensor	B3	OE 6001548175		
	MWSS006			ABS sensor	D1	OE 8200186294; Position: front axle left and right		
12/02 → 10/07	MWSS007			ABS sensor	D1	OE 479001745R; Position: right rear		
	MWSS008			ABS sensor	D1	OE 479006554R; Position: left rear		

	KW			DESCRIPTION	TYPE		
RENAULT							
CLIO II (BB_, CB_)							
1.4 (B/CB0C, B/CB0S)	55	09/98 → 05/05	IATS04	Air temperature sensor	A1	OE 7700101451	
			APS45	Intake pressure sensor	A3	OE 7700706876	
			APS85	Intake pressure sensor	A3	OE 8200105165	
			SAD035	Knock sensor	B1	OE 7700866055	
			SAG028	Crankshaft sensor	B3	OE 9635057280	
			SAG129	Crankshaft sensor	B3	OE 7700101971	
			SAG140	Crankshaft sensor	B3	OE 7700414694	
			SAG280	Crankshaft sensor	B3	OE 7700100008	
	12/02 → 05/05	MWSS006	ABS sensor	D1	OE 8200186294; Position: front axle left and right		
		MWSS007	ABS sensor	D1	OE 479001745R; Position: right rear		
		MWSS008	ABS sensor	D1	OE 479006554R; Position: left rear		
09/98 → 05/05	SPA108	Coolant temperature sensor	E3	OE 226306024R			
1.4 16V (B/CB0L)	70	10/99 → 09/04	IATS04	Air temperature sensor	A1	OE 7700101451	
			KITPF1C	Throttle position sensors	A2	OE 7701044743	
			APS85	Intake pressure sensor	A3	OE 8200105165	
			SAD035	Knock sensor	B1	OE 7700866055	
			SAG027	Crankshaft sensor	B3	OE 9635057280	
			SAG028	Crankshaft sensor	B3	OE 9635057280	
			SAG103	Crankshaft sensor	B3	OE 8200647556	
			SAG143	Crankshaft sensor	B3	OE 7700108073	
			SAG159	Crankshaft sensor	B3	OE 7700101970	
			SAG160	Crankshaft sensor	B3	OE 8200647554	
			SAG279	Crankshaft sensor	B3	OE 7700116378	
			SAG280	Crankshaft sensor	B3	OE 7700100008	
	12/02 → 09/04	MWSS006	ABS sensor	D1	OE 8200186294; Position: front axle left and right		
		MWSS007	ABS sensor	D1	OE 479001745R; Position: right rear		
		MWSS008	ABS sensor	D1	OE 479006554R; Position: left rear		
	10/99 → 09/04	SPA108	Coolant temperature sensor	E3	OE 226306024R		
		SPA169	Coolant temperature sensor	E3	OE 226309418R		
	1.4 16V (B/CB0P)	72	02/00 → 07/08	IATS04	Air temperature sensor	A1	OE 7700101451
				KITPF1C	Throttle position sensors	A2	OE 7701044743
APS85				Intake pressure sensor	A3	OE 8200105165	
SAD035				Knock sensor	B1	OE 7700866055	
SAG028				Crankshaft sensor	B3	OE 9635057280	
SAG103				Crankshaft sensor	B3	OE 8200647556	
SAG143				Crankshaft sensor	B3	OE 7700108073	
SAG159				Crankshaft sensor	B3	OE 7700101970	
SAG160				Crankshaft sensor	B3	OE 8200647554	
SAG279				Crankshaft sensor	B3	OE 7700116378	
SAG280				Crankshaft sensor	B3	OE 7700100008	
12/02 → 10/07				MWSS006	ABS sensor	D1	OE 8200186294; Position: front axle left and right
		MWSS007	ABS sensor	D1	OE 479001745R; Position: right rear		
		MWSS008	ABS sensor	D1	OE 479006554R; Position: left rear		
02/00 → 07/08		SPA108	Coolant temperature sensor	E3	OE 226306024R		
		SPA169	Coolant temperature sensor	E3	OE 226309418R		
1.5 dCi		74	01/04 →	SAD035	Knock sensor	B1	OE 7700866055
				SAC010	Camshaft sensor	B2	OE 7701058077
				SAG235	Crankshaft sensor	B3	OE 8200187804
	01/04 → 10/07	MWSS006	ABS sensor	D1	OE 8200186294; Position: front axle left and right		
		MWSS007	ABS sensor	D1	OE 479001745R; Position: right rear		
		MWSS008	ABS sensor	D1	OE 479006554R; Position: left rear		

	kw			DESCRIPTION	TYPE	
RENAULT						
CLIO II (BB_, CB_)						
1.5 dCi	74	01/04 → 01/05	SPA108	Coolant temperature sensor	E3	OE 226306024R
			SPA169	Coolant temperature sensor	E3	OE 226309418R
		01/04 →	APS51	Fuel pressure sensor	F2	OE 223658143R
			APS133	Fuel pressure sensor	F2	OE 8200057345*
1.5 dCi (B/C2J)	50	08/04 →	IATS04/01	Air temperature sensor	A1	OE 165802799R
			APS37	Intake pressure sensor	A3	OE 223657266R
			SAD035	Knock sensor	B1	OE 7700866055
			SAC010	Camshaft sensor	B2	OE 7701058077
			SAC103	Camshaft sensor	B2	OE 237310776R
			SAG140	Crankshaft sensor	B3	OE 7700414694
			SAG209	Crankshaft sensor	B3	OE 8200885209
			SAG235	Crankshaft sensor	B3	OE 8200187804
		10/05 → 10/07	MWSS006	ABS sensor	D1	OE 8200186294; Position: front axle left and right
			MWSS007	ABS sensor	D1	OE 479001745R; Position: right rear
			MWSS008	ABS sensor	D1	OE 479006554R; Position: left rear
		08/04 → 01/05	SPA108	Coolant temperature sensor	E3	OE 226306024R
		08/04 →	SPA169	Coolant temperature sensor	E3	OE 226309418R
		1.5 dCi (B/CB07)	48	06/01 →	IATS04/01	Air temperature sensor
APS34	Intake pressure sensor				A3	OE 7700111957
APS37	Intake pressure sensor				A3	OE 223657266R
SAD035	Knock sensor				B1	OE 7700866055
SAC010	Camshaft sensor				B2	OE 7701058077
SAC077	Camshaft sensor				B2	OE 8200454170
SAG140	Crankshaft sensor				B3	OE 7700414694
SAG161	Crankshaft sensor				B3	OE 6001545512
12/02 → 10/07	MWSS006			ABS sensor	D1	OE 8200186294; Position: front axle left and right
	MWSS007			ABS sensor	D1	OE 479001745R; Position: right rear
	MWSS008			ABS sensor	D1	OE 479006554R; Position: left rear
06/01 → 01/05	SPA108			Coolant temperature sensor	E3	OE 226306024R
06/01 →	SPA169			Coolant temperature sensor	E3	OE 226309418R
	APS133			Fuel pressure sensor	F2	OE 8200057345*
1.5 dCi (B/CB08)	60	06/01 →	IATS04/01	Air temperature sensor	A1	OE 165802799R
			APS34	Intake pressure sensor	A3	OE 7700111957
			APS37	Intake pressure sensor	A3	OE 223657266R
			SAD035	Knock sensor	B1	OE 7700866055
			SAC010	Camshaft sensor	B2	OE 7701058077
			SAC077	Camshaft sensor	B2	OE 8200454170
			SAG140	Crankshaft sensor	B3	OE 7700414694
			SAG161	Crankshaft sensor	B3	OE 6001545512
		12/02 → 10/07	MWSS006	ABS sensor	D1	OE 8200186294; Position: front axle left and right
			MWSS007	ABS sensor	D1	OE 479001745R; Position: right rear
			MWSS008	ABS sensor	D1	OE 479006554R; Position: left rear
		06/01 → 01/05	SPA108	Coolant temperature sensor	E3	OE 226306024R
		06/01 →	SPA169	Coolant temperature sensor	E3	OE 226309418R
			APS133	Fuel pressure sensor	F2	OE 8200057345*
1.5 dCi (B/CB3M)	47	06/05 →	SAD035	Knock sensor	B1	OE 7700866055
			SAC010	Camshaft sensor	B2	OE 7701058077
			SAC077	Camshaft sensor	B2	OE 8200454170
			SAC103	Camshaft sensor	B2	OE 237310776R
			SAG235	Crankshaft sensor	B3	OE 8200187804
		04/07 →	MWSS006	ABS sensor	D1	OE 8200186294; Position: front axle left and right

	KW			DESCRIPTION	TYPE	
RENAULT						
CLIO II (BB_, CB_)						
1.5 dCi (B/CB3M)	47	04/07 →	MWSS007	ABS sensor	D1	OE 479001745R; Position: right rear
			MWSS008	ABS sensor	D1	OE 479006554R; Position: left rear
		06/05 →	SPA169	Coolant temperature sensor	E3	OE 226309418R
1.6 (B/CB0D)	66	09/98 → 05/05	APS45	Intake pressure sensor	A3	OE 7700706876
			APS85	Intake pressure sensor	A3	OE 8200105165
			SAD035	Knock sensor	B1	OE 7700866055
			SAG027	Crankshaft sensor	B3	OE 9635057280
			SAG028	Crankshaft sensor	B3	OE 9635057280
			SAG129	Crankshaft sensor	B3	OE 7700101971
			SAG143	Crankshaft sensor	B3	OE 7700108073
			SAG159	Crankshaft sensor	B3	OE 7700101970
			SAG160	Crankshaft sensor	B3	OE 8200647554
		SAG279	Crankshaft sensor	B3	OE 7700116378	
		SAG280	Crankshaft sensor	B3	OE 7700100008	
		12/02 → 05/05	MWSS006	ABS sensor	D1	OE 8200186294; Position: front axle left and right
			MWSS007	ABS sensor	D1	OE 479001745R; Position: right rear
			MWSS008	ABS sensor	D1	OE 479006554R; Position: left rear
		09/98 → 05/05	SPA108	Coolant temperature sensor	E3	OE 226306024R
SPA169	Coolant temperature sensor		E3	OE 226309418R		
1.6 16V (BB01, BBOH, BB0T, BB14, BB1D, BB1R, BB2KL, BB3G, ...)	79	09/98 →	IATS04	Air temperature sensor	A1	OE 7700101451
			KITPF1C	Throttle position sensors	A2	OE 7701044743
			APS85	Intake pressure sensor	A3	OE 8200105165
			SAD035	Knock sensor	B1	OE 7700866055
			SAG028	Crankshaft sensor	B3	OE 9635057280
			SAG143	Crankshaft sensor	B3	OE 7700108073
			SAG159	Crankshaft sensor	B3	OE 7700101970
			SAG160	Crankshaft sensor	B3	OE 8200647554
		12/02 → 10/07	MWSS006	ABS sensor	D1	OE 8200186294; Position: front axle left and right
			MWSS007	ABS sensor	D1	OE 479001745R; Position: right rear
		09/98 →	MWSS008	ABS sensor	D1	OE 479006554R; Position: left rear
			SPA108	Coolant temperature sensor	E3	OE 226306024R
		09/98 →	SPA169	Coolant temperature sensor	E3	OE 226309418R
			SAG140	Crankshaft sensor	B3	OE 7700414694
		1.9 D (B/CB0E)	47	09/98 → 05/05	SAG159	Crankshaft sensor
SAG160	Crankshaft sensor				B3	OE 8200647554
SAG161	Crankshaft sensor				B3	OE 6001545512
MWSS006	ABS sensor				D1	OE 8200186294; Position: front axle left and right
12/02 → 05/05	MWSS007	ABS sensor	D1	OE 479001745R; Position: right rear		
	MWSS008	ABS sensor	D1	OE 479006554R; Position: left rear		
	09/98 → 05/05	SPA176	Coolant temperature sensor	E3	OE 7700865290	
1.9 D (B/CB0J)	48	02/00 → 05/01	IATS04	Air temperature sensor	A1	OE 7700101451
			SAG140	Crankshaft sensor	B3	OE 7700414694
			SAG160	Crankshaft sensor	B3	OE 8200647554
			SAG161	Crankshaft sensor	B3	OE 6001545512
			SPA108	Coolant temperature sensor	E3	OE 226306024R
			SPA169	Coolant temperature sensor	E3	OE 226309418R
1.9 dTi (B/CB0U)	59	12/99 → 05/05	SAG140	Crankshaft sensor	B3	OE 7700414694
			SAG161	Crankshaft sensor	B3	OE 6001545512
		12/02 → 05/05	MWSS006	ABS sensor	D1	OE 8200186294; Position: front axle left and right

	kW			DESCRIPTION	TYPE		
RENAULT							
CLIO II (BB_, CB_)							
1.9 dTi (B/CB0U)	59	12/02 → 05/05	MWSS007	ABS sensor	D1	OE 479001745R; Position: right rear	
			MWSS008	ABS sensor	D1	OE 479006554R; Position: left rear	
		12/99 → 05/05	SPA108	Coolant temperature sensor	E3	OE 226306024R	
			SPA169	Coolant temperature sensor	E3	OE 226309418R	
2.0 16V Sport (CB0M)	124	02/00 →	IATS04	Air temperature sensor	A1	OE 7700101451	
			APS85	Intake pressure sensor	A3	OE 8200105165	
			SAD035	Knock sensor	B1	OE 7700866055	
			SAG140	Crankshaft sensor	B3	OE 7700414694	
			SAG159	Crankshaft sensor	B3	OE 7700101970	
			SAG160	Crankshaft sensor	B3	OE 8200647554	
		12/02 → 10/07	MWSS006	ABS sensor	D1	OE 8200186294; Position: front axle left and right	
			MWSS007	ABS sensor	D1	OE 479001745R; Position: right rear	
			MWSS008	ABS sensor	D1	OE 479006554R; Position: left rear	
		02/00 →	SPA108	Coolant temperature sensor	E3	OE 226306024R	
			SPA169	Coolant temperature sensor	E3	OE 226309418R	
		3.0 V6 Sport (CB1A)	166	11/00 → 12/02	SAD008	Knock sensor	B1
3.0 V6 Sport (CB1H, CB1U, CB2S)	187	12/02 →	SAD008	Knock sensor	B1	OE 9628648280	
CLIO II Furgonato (SB0/1/2_)							
1.5 dCi	50	04/04 →	SAD035	Knock sensor	B1	OE 7700866055	
			SAC010	Camshaft sensor	B2	OE 7701058077	
			SAC103	Camshaft sensor	B2	OE 237310776R	
			SAG209	Crankshaft sensor	B3	OE 8200885209	
			SAG235	Crankshaft sensor	B3	OE 8200187804	
		10/05 → 10/07	MWSS006	ABS sensor	D1	OE 8200186294; Position: front axle left and right	
			MWSS007	ABS sensor	D1	OE 479001745R; Position: right rear	
			MWSS008	ABS sensor	D1	OE 479006554R; Position: left rear	
		60	04/04 →	SPA169	Coolant temperature sensor	E3	OE 226309418R
				IATS04/01	Air temperature sensor	A1	OE 165802799R
	11/03 →		APS37	Intake pressure sensor	A3	OE 223657266R	
			SAD035	Knock sensor	B1	OE 7700866055	
			SAC010	Camshaft sensor	B2	OE 7701058077	
			SAC077	Camshaft sensor	B2	OE 8200454170	
			SAG140	Crankshaft sensor	B3	OE 7700414694	
			SAG161	Crankshaft sensor	B3	OE 6001545512	
	11/03 → 10/07		SAG235	Crankshaft sensor	B3	OE 8200187804	
			MWSS006	ABS sensor	D1	OE 8200186294; Position: front axle left and right	
			MWSS007	ABS sensor	D1	OE 479001745R; Position: right rear	
	11/03 → 01/05		MWSS008	ABS sensor	D1	OE 479006554R; Position: left rear	
			SPA108	Coolant temperature sensor	E3	OE 226306024R	
			SPA169	Coolant temperature sensor	E3	OE 226309418R	
		11/03 →	APS133	Fuel pressure sensor	F2	OE 8200057345*	
			IATS04/01	Air temperature sensor	A1	OE 165802799R	
1.5 dCi (SB07)	48	06/01 →	APS34	Intake pressure sensor	A3	OE 7700111957	
			APS37	Intake pressure sensor	A3	OE 223657266R	
			SAD035	Knock sensor	B1	OE 7700866055	
			SAC010	Camshaft sensor	B2	OE 7701058077	
			SAC077	Camshaft sensor	B2	OE 8200454170	
			SAG140	Crankshaft sensor	B3	OE 7700414694	
			SAG161	Crankshaft sensor	B3	OE 6001545512	
			MWSS006	ABS sensor	D1	OE 8200186294; Position: front axle left and right	
	12/02 → 10/07	MWSS006	ABS sensor	D1	OE 8200186294; Position: front axle left and right		

	KW			DESCRIPTION	TYPE			
RENAULT								
CLIO II Furgonato (SB0/1/2_)								
1.5 dCi (SB07)	48	12/02 → 10/07	MWSS007	ABS sensor	D1	OE 479001745R; Position: right rear		
			MWSS008	ABS sensor	D1	OE 479006554R; Position: left rear		
		06/01 → 01/05	SPA108	Coolant temperature sensor	E3	OE 226306024R		
			SPA169	Coolant temperature sensor	E3	OE 226309418R		
			APS133	Fuel pressure sensor	F2	OE 8200057345*		
1.9 D (SB0E)	47	09/98 →	SAG140	Crankshaft sensor	B3	OE 7700414694		
			SAG159	Crankshaft sensor	B3	OE 7700101970		
			SAG160	Crankshaft sensor	B3	OE 8200647554		
			SAG161	Crankshaft sensor	B3	OE 6001545512		
		12/02 → 10/07	MWSS006	ABS sensor	D1	OE 8200186294; Position: front axle left and right		
			MWSS007	ABS sensor	D1	OE 479001745R; Position: right rear		
			MWSS008	ABS sensor	D1	OE 479006554R; Position: left rear		
		09/98 →	SPA169	Coolant temperature sensor	E3	OE 226309418R		
			SPA176	Coolant temperature sensor	E3	OE 7700865290		
		CLIO III (BR0/1, CR0/1)						
1.2 16V	76	09/10 →	IATS04	Air temperature sensor	A1	OE 7700101451		
			APS23	Intake pressure sensor	A3	OE 223653795R		
			APS115	Intake pressure sensor	A3	OE 223658570R		
			SAG194	Crankshaft sensor	B3	OE 6001548175		
			MWSS010	ABS sensor	D1	OE 479000735R; Position: left rear		
			MWSS011	ABS sensor	D1	OE 479009927R; Position: right rear		
			MWSS017	ABS sensor	D1	OE 479101292R; Position: front axle left and right		
			SPA147	Coolant temperature sensor	E3	OE 226300007R		
1.2 16V (BR02, BR0J, BR11, CR02, CR0J, CR11)	55	06/05 →	IATS04	Air temperature sensor	A1	OE 7700101451		
			APS85	Intake pressure sensor	A3	OE 8200105165		
			SAD035	Knock sensor	B1	OE 7700866055		
			SAG163	Crankshaft sensor	B3	OE 8200643171		
			CVS02	Crankshaft sensor	B3	OE 319359125R		
			MWSS010	ABS sensor	D1	OE 479000735R; Position: left rear		
			MWSS011	ABS sensor	D1	OE 479009927R; Position: right rear		
			MWSS017	ABS sensor	D1	OE 479101292R; Position: front axle left and right		
			SPA108	Coolant temperature sensor	E3	OE 226306024R		
1.2 16V (BR0P, CR0P)	74	05/07 →	IATS04	Air temperature sensor	A1	OE 7700101451		
			APS23	Intake pressure sensor	A3	OE 223653795R		
		08/07 →	APS115	Intake pressure sensor	A3	OE 223658570R		
			SAD035	Knock sensor	B1	OE 7700866055		
		05/07 →	SAG163	Crankshaft sensor	B3	OE 8200643171		
			SAG194	Crankshaft sensor	B3	OE 6001548175		
		08/07 →	MWSS010	ABS sensor	D1	OE 479000735R; Position: left rear		
			MWSS011	ABS sensor	D1	OE 479009927R; Position: right rear		
			MWSS017	ABS sensor	D1	OE 479101292R; Position: front axle left and right		
		05/07 →	SPA108	Coolant temperature sensor	E3	OE 226306024R		
			SPA147	Coolant temperature sensor	E3	OE 226300007R		
		1.2 16V (BR0R, BR1D, BR1L, CR0R)	48	06/05 →	IATS04	Air temperature sensor	A1	OE 7700101451
					APS85	Intake pressure sensor	A3	OE 8200105165
					SAD035	Knock sensor	B1	OE 7700866055
SAG163	Crankshaft sensor				B3	OE 8200643171		
CVS02	Crankshaft sensor				B3	OE 319359125R		
06/05 → 12/08	MWSS010			ABS sensor	D1	OE 479000735R; Position: left rear		
	MWSS011			ABS sensor	D1	OE 479009927R; Position: right rear		

	kW			DESCRIPTION	TYPE	
RENAULT						
CLIO III (BR0/1, CR0/1)						
1.2 16V (BR0R, BR1D, BR1L, CR0R)	48	06/05 → 12/08	MWSS017	ABS sensor	D1	OE 479101292R; Position: front axle left and right
			SPA108	Coolant temperature sensor	E3	OE 226306024R
		06/05 →	SPA147	Coolant temperature sensor	E3	OE 226300007R
1.4 16V	72	06/05 →	IATS04	Air temperature sensor	A1	OE 7700101451
			APS85	Intake pressure sensor	A3	OE 8200105165
			MWSS010	ABS sensor	D1	OE 479000735R; Position: left rear
			MWSS011	ABS sensor	D1	OE 479009927R; Position: right rear
			MWSS017	ABS sensor	D1	OE 479101292R; Position: front axle left and right
			SPA169	Coolant temperature sensor	E3	OE 226309418R
			SPA183	Coolant temperature sensor	E3	OE 226301872R
			IATS04/01	Air temperature sensor	A1	OE 165802799R
1.5 dCi	47	06/05 →	APS37	Intake pressure sensor	A3	OE 223657266R
			SAD035	Knock sensor	B1	OE 7700866055
			SAC010	Camshaft sensor	B2	OE 7701058077
			SAC077	Camshaft sensor	B2	OE 8200454170
			SAC103	Camshaft sensor	B2	OE 237310776R
			MWSS010	ABS sensor	D1	OE 479000735R; Position: left rear
		06/05 → 10/09	MWSS011	ABS sensor	D1	OE 479009927R; Position: right rear
		MWSS017	ABS sensor	D1	OE 479101292R; Position: front axle left and right	
		06/05 →	SPA169	Coolant temperature sensor	E3	OE 226309418R
		APS133	Fuel pressure sensor	F2	OE 8200057345*	
	48	05/05 →	IATS04/01	Air temperature sensor	A1	OE 165802799R
			APS37	Intake pressure sensor	A3	OE 223657266R
			APS85	Intake pressure sensor	A3	OE 8200105165
			SAD035	Knock sensor	B1	OE 7700866055
			SAC010	Camshaft sensor	B2	OE 7701058077
			SAC077	Camshaft sensor	B2	OE 8200454170
		11/05 →	SAC103	Camshaft sensor	B2	OE 237310776R
			SAG161	Crankshaft sensor	B3	OE 6001545512
			CVS02	Crankshaft sensor	B3	OE 319359125R
			MWSS010	ABS sensor	D1	OE 479000735R; Position: left rear
05/05 →	MWSS011	ABS sensor	D1	OE 479009927R; Position: right rear		
	MWSS017	ABS sensor	D1	OE 479101292R; Position: front axle left and right		
	SPA169	Coolant temperature sensor	E3	OE 226309418R		
	SPA183	Coolant temperature sensor	E3	OE 226301872R		
	APS133	Fuel pressure sensor	F2	OE 8200057345*		
	MWSS010	ABS sensor	D1	OE 479000735R; Position: left rear		
55	11/10 →	MWSS011	ABS sensor	D1	OE 479009927R; Position: right rear	
		MWSS017	ABS sensor	D1	OE 479101292R; Position: front axle left and right	
	08/10 →	MWSS010	ABS sensor	D1	OE 479000735R; Position: left rear	
		MWSS011	ABS sensor	D1	OE 479009927R; Position: right rear	
65	11/10 →	MWSS010	ABS sensor	D1	OE 479000735R; Position: left rear	
		MWSS011	ABS sensor	D1	OE 479009927R; Position: right rear	
	08/10 →	MWSS017	ABS sensor	D1	OE 479101292R; Position: front axle left and right	
1.5 dCi (BR0H, CR0H, CR1S, BR1S)	78	06/05 →	IATS04/01	Air temperature sensor	A1	OE 165802799R
			APS85	Intake pressure sensor	A3	OE 8200105165
			SAD035	Knock sensor	B1	OE 7700866055
			SAC010	Camshaft sensor	B2	OE 7701058077
			SAC077	Camshaft sensor	B2	OE 8200454170
			SAC103	Camshaft sensor	B2	OE 237310776R
			SAG209	Crankshaft sensor	B3	OE 8200885209

	KW			DESCRIPTION	TYPE	
RENAULT						
CLIO III (BR0/1, CR0/1)						
1.5 dCi (BR0H, CR0H, CR1S, BR1S)	78	06/05 →	SAG235	Crankshaft sensor	B3	OE 8200187804
			CVS02	Crankshaft sensor	B3	OE 319359125R
			MWSS010	ABS sensor	D1	OE 479000735R; Position: left rear
			MWSS011	ABS sensor	D1	OE 479009927R; Position: right rear
			MWSS017	ABS sensor	D1	OE 479101292R; Position: front axle left and right
			SPA169	Coolant temperature sensor	E3	OE 226309418R
			SPA183	Coolant temperature sensor	E3	OE 226301872R
1.5 dCi (BR17, CR17)	63	06/05 →	IATS04/01	Air temperature sensor	A1	OE 165802799R
			KITPF2C	Throttle position sensors	A2	OE 7702217302
			APS85	Intake pressure sensor	A3	OE 8200105165
			SAD035	Knock sensor	B1	OE 7700866055
			SAC010	Camshaft sensor	B2	OE 7701058077
			SAC077	Camshaft sensor	B2	OE 8200454170
			SAC103	Camshaft sensor	B2	OE 237310776R
			SAG209	Crankshaft sensor	B3	OE 8200885209
			SAG235	Crankshaft sensor	B3	OE 8200187804
			CVS02	Crankshaft sensor	B3	OE 319359125R
			MWSS010	ABS sensor	D1	OE 479000735R; Position: left rear
			MWSS011	ABS sensor	D1	OE 479009927R; Position: right rear
			MWSS017	ABS sensor	D1	OE 479101292R; Position: front axle left and right
			SPA169	Coolant temperature sensor	E3	OE 226309418R
			SPA183	Coolant temperature sensor	E3	OE 226301872R
1.5 dCi (C/BR0G, C/BR1G)	50	06/05 →	IATS04/01	Air temperature sensor	A1	OE 165802799R
			APS85	Intake pressure sensor	A3	OE 8200105165
			SAD035	Knock sensor	B1	OE 7700866055
			SAC010	Camshaft sensor	B2	OE 7701058077
			SAC077	Camshaft sensor	B2	OE 8200454170
			SAC103	Camshaft sensor	B2	OE 237310776R
			SAG209	Crankshaft sensor	B3	OE 8200885209
			SAG235	Crankshaft sensor	B3	OE 8200187804
			MWSS010	ABS sensor	D1	OE 479000735R; Position: left rear
			MWSS011	ABS sensor	D1	OE 479009927R; Position: right rear
			MWSS017	ABS sensor	D1	OE 479101292R; Position: front axle left and right
			SPA169	Coolant temperature sensor	E3	OE 226309418R
SPA183	Coolant temperature sensor	E3	OE 226301872R			
1.6 16V (BR05, BR0B, BR0Y, BR15, BR1J, BR1M, BR1Y, CR0B, ...)	82	06/05 →	IATS04	Air temperature sensor	A1	OE 7700101451
			APS85	Intake pressure sensor	A3	OE 8200105165
			SAD035	Knock sensor	B1	OE 7700866055
			SAC010	Camshaft sensor	B2	OE 7701058077
			SAC077	Camshaft sensor	B2	OE 8200454170
			SAC103	Camshaft sensor	B2	OE 237310776R
			SAG028	Crankshaft sensor	B3	OE 9635057280
			CVS02	Crankshaft sensor	B3	OE 319359125R
			MWSS010	ABS sensor	D1	OE 479000735R; Position: left rear
			MWSS011	ABS sensor	D1	OE 479009927R; Position: right rear
			MWSS017	ABS sensor	D1	OE 479101292R; Position: front axle left and right
			SPA169	Coolant temperature sensor	E3	OE 226309418R
SPA183	Coolant temperature sensor	E3	OE 226301872R			
1.6 16V (BR09, BR0T, CR09, CR0T)	65	06/05 →	IATS04	Air temperature sensor	A1	OE 7700101451
			APS85	Intake pressure sensor	A3	OE 8200105165
			SAD035	Knock sensor	B1	OE 7700866055



kW



PARTS & SERVICES

DESCRIPTION

TYPE


RENAULT
CLIO III (BR0/1, CR0/1)

1.6 16V (BR09, BR0T, CR09, CROT)	65	06/05 →	SAC010	Camshaft sensor	B2	OE 7701058077
			SAC077	Camshaft sensor	B2	OE 8200454170
			SAC103	Camshaft sensor	B2	OE 237310776R
			MWSS010	ABS sensor	D1	OE 479000735R; Position: left rear
			MWSS011	ABS sensor	D1	OE 479009927R; Position: right rear
			MWSS017	ABS sensor	D1	OE 479101292R; Position: front axle left and right
			SPA169	Coolant temperature sensor	E3	OE 226309418R
			SPA183	Coolant temperature sensor	E3	OE 226301872R
2.0 16V Sport	148	09/08 →	IATS04	Air temperature sensor	A1	OE 7700101451
			APS85	Intake pressure sensor	A3	OE 8200105165
			SAD035	Knock sensor	B1	OE 7700866055
			SAC010	Camshaft sensor	B2	OE 7701058077
			SAG203	Crankshaft sensor	B3	OE 8200260327
			CVS02	Crankshaft sensor	B3	OE 319359125R
2.0 16V Sport (CR0N, CR1P)	145	02/06 →	IATS04	Air temperature sensor	A1	OE 7700101451
			APS85	Intake pressure sensor	A3	OE 8200105165
			SAD035	Knock sensor	B1	OE 7700866055
			SAC010	Camshaft sensor	B2	OE 7701058077
			SAC077	Camshaft sensor	B2	OE 8200454170
			SAG203	Crankshaft sensor	B3	OE 8200260327
			CVS02	Crankshaft sensor	B3	OE 319359125R

CLIO III Furgonato (SB_, SR_)

1.5 dCi	50	10/05 → 07/10	SAC103	Camshaft sensor	B2	OE 237310776R
---------	----	---------------	---------------	-----------------	----	---------------

CLIO IV (BH_)

0.9 TCe 90	66	11/12 →	APS99	Intake pressure sensor	A3	OE 223650001R
			SAC103	Camshaft sensor	B2	OE 237310776R
			MWSS159	ABS sensor	D1	OE 479001852R; Position: left rear
			MWSS160	ABS sensor	D1	OE 479006210R; Position: right rear
			MWSS192	ABS sensor	D1	OE 479101995R; Position: front axle left and right
1.2 16V	54	11/12 →	APS85	Intake pressure sensor	A3	OE 8200105165
			SAD035	Knock sensor	B1	OE 7700866055
			SAG194	Crankshaft sensor	B3	OE 6001548175
			MWSS159	ABS sensor	D1	OE 479001852R; Position: left rear
			MWSS160	ABS sensor	D1	OE 479006210R; Position: right rear
			MWSS192	ABS sensor	D1	OE 479101995R; Position: front axle left and right
			SPA108	Coolant temperature sensor	E3	OE 226306024R
			SPA147	Coolant temperature sensor	E3	OE 226300007R
1.2 LPG 16V	54	11/12 → 06/15	MWSS160	ABS sensor	D1	OE 479006210R; Position: right rear
			MWSS192	ABS sensor	D1	OE 479101995R; Position: front axle left and right
			SPA147	Coolant temperature sensor	E3	OE 226300007R
1.2 TCe 120 (BHAU)	87	01/16 →	APS99	Intake pressure sensor	A3	OE 223650001R
			MWSS160	ABS sensor	D1	OE 479006210R; Position: right rear
			MWSS192	ABS sensor	D1	OE 479101995R; Position: front axle left and right
	88	03/13 →	APS99	Intake pressure sensor	A3	OE 223650001R
			SAC103	Camshaft sensor	B2	OE 237310776R
1.5 dCi 75	55	11/12 →	MWSS160	ABS sensor	D1	OE 479006210R; Position: right rear
			MWSS192	ABS sensor	D1	OE 479101995R; Position: front axle left and right
1.5 dCi 75	55	11/12 →	SAC103	Camshaft sensor	B2	OE 237310776R
			SAG209	Crankshaft sensor	B3	OE 8200885209

	KW			DESCRIPTION	TYPE	
RENAULT						
CLIO IV (BH_)						
1.5 dCi 75	55	11/12 →	MWSS159	ABS sensor	D1	OE 479001852R; Position: left rear
			MWSS160	ABS sensor	D1	OE 479006210R; Position: right rear
			MWSS192	ABS sensor	D1	OE 479101995R; Position: front axle left and right
1.5 dCi 90	66	11/12 →	SAD035	Knock sensor	B1	OE 7700866055
			SAC103	Camshaft sensor	B2	OE 237310776R
			SAG209	Crankshaft sensor	B3	OE 8200885209
			SPS012	Exhaust gas pressure sensor	C2	OE 208155642R
			MWSS159	ABS sensor	D1	OE 479001852R; Position: left rear
			MWSS160	ABS sensor	D1	OE 479006210R; Position: right rear
			MWSS192	ABS sensor	D1	OE 479101995R; Position: front axle left and right
1.6 RS (BHJ4, BHJ6, BHMM)	147	03/13 →	APS99	Intake pressure sensor	A3	OE 223650001R
			MWSS192	ABS sensor	D1	OE 479101995R; Position: front axle left and right
CLIO IV Grandtour (KH_)						
0.9 TCe 90	66	01/13 →	APS99	Intake pressure sensor	A3	OE 223650001R
			SAC103	Camshaft sensor	B2	OE 237310776R
			MWSS160	ABS sensor	D1	OE 479006210R; Position: right rear
			MWSS192	ABS sensor	D1	OE 479101995R; Position: front axle left and right
1.2 16V	54	01/13 →	APS85	Intake pressure sensor	A3	OE 8200105165
			SAD035	Knock sensor	B1	OE 7700866055
			SAG194	Crankshaft sensor	B3	OE 6001548175
			MWSS160	ABS sensor	D1	OE 479006210R; Position: right rear
			MWSS192	ABS sensor	D1	OE 479101995R; Position: front axle left and right
			SPA108	Coolant temperature sensor	E3	OE 226306024R
			SPA147	Coolant temperature sensor	E3	OE 226300007R
1.5 dCi 75	55	01/13 →	SAC103	Camshaft sensor	B2	OE 237310776R
			SAG209	Crankshaft sensor	B3	OE 8200885209
			MWSS160	ABS sensor	D1	OE 479006210R; Position: right rear
			MWSS192	ABS sensor	D1	OE 479101995R; Position: front axle left and right
1.5 dCi 90	66	01/13 →	SAD035	Knock sensor	B1	OE 7700866055
			SAC103	Camshaft sensor	B2	OE 237310776R
			SAG209	Crankshaft sensor	B3	OE 8200885209
			SPS012	Exhaust gas pressure sensor	C2	OE 208155642R
			MWSS160	ABS sensor	D1	OE 479006210R; Position: right rear
			MWSS192	ABS sensor	D1	OE 479101995R; Position: front axle left and right
CLIO Sportour (KR0/1_)						
1.2 16V (KR02, KR0J)	55	02/08 →	IATS04	Air temperature sensor	A1	OE 7700101451
			APS85	Intake pressure sensor	A3	OE 8200105165
			SAD035	Knock sensor	B1	OE 7700866055
			CVS02	Crankshaft sensor	B3	OE 319359125R
			MWSS010	ABS sensor	D1	OE 479000735R; Position: left rear
			MWSS011	ABS sensor	D1	OE 479009927R; Position: right rear
			MWSS017	ABS sensor	D1	OE 479101292R; Position: front axle left and right
			SPA108	Coolant temperature sensor	E3	OE 226306024R
			SPA147	Coolant temperature sensor	E3	OE 226300007R
1.2 16V (KR0P)	74	02/08 →	IATS04	Air temperature sensor	A1	OE 7700101451
			APS23	Intake pressure sensor	A3	OE 223653795R
			APS115	Intake pressure sensor	A3	OE 223658570R



kW



PARTS & SERVICES

DESCRIPTION

TYPE


RENAULT
CLIO Sportour (KR0/1_)

1.2 16V (KR0P)	74	02/08 →	SAD035	Knock sensor	B1	OE 7700866055	
			MWSS010	ABS sensor	D1	OE 479000735R; Position: left rear	
			MWSS011	ABS sensor	D1	OE 479009927R; Position: right rear	
			MWSS017	ABS sensor	D1	OE 479101292R; Position: front axle left and right	
			SPA108	Coolant temperature sensor	E3	OE 226306024R	
			SPA147	Coolant temperature sensor	E3	OE 226300007R	
1.5 dCi	55	08/10 →	SAG209	Crankshaft sensor	B3	OE 8200885209	
		11/10 →	MWSS010	ABS sensor	D1	OE 479000735R; Position: left rear	
			MWSS011	ABS sensor	D1	OE 479009927R; Position: right rear	
	65	08/10 →	MWSS017	ABS sensor	D1	OE 479101292R; Position: front axle left and right	
			SAD035	Knock sensor	B1	OE 7700866055	
			SAC103	Camshaft sensor	B2	OE 237310776R	
		11/10 →	SAG209	Crankshaft sensor	B3	OE 8200885209	
			MWSS010	ABS sensor	D1	OE 479000735R; Position: left rear	
		MWSS011	ABS sensor	D1	OE 479009927R; Position: right rear		
	1.5 dCi (KR0F)	63	02/08 →	MWSS017	ABS sensor	D1	OE 479101292R; Position: front axle left and right
				SPA169	Coolant temperature sensor	E3	OE 226309418R
				IATS04/01	Air temperature sensor	A1	OE 165802799R
KITPF2C				Throttle position sensors	A2	OE 7702217302	
SAD035				Knock sensor	B1	OE 7700866055	
SAC010				Camshaft sensor	B2	OE 7701058077	
SAC077				Camshaft sensor	B2	OE 8200454170	
SAC103				Camshaft sensor	B2	OE 237310776R	
SAG209				Crankshaft sensor	B3	OE 8200885209	
SAG235				Crankshaft sensor	B3	OE 8200187804	
CVS02				Crankshaft sensor	B3	OE 319359125R	
MWSS010				ABS sensor	D1	OE 479000735R; Position: left rear	
MWSS011				ABS sensor	D1	OE 479009927R; Position: right rear	
MWSS017				ABS sensor	D1	OE 479101292R; Position: front axle left and right	
1.5 dCi (KR0G)				50	02/08 →	SPA169	Coolant temperature sensor
	SPA183	Coolant temperature sensor	E3			OE 226301872R	
	IATS04/01	Air temperature sensor	A1			OE 165802799R	
	SAD035	Knock sensor	B1			OE 7700866055	
	SAC010	Camshaft sensor	B2			OE 7701058077	
	SAC077	Camshaft sensor	B2			OE 8200454170	
	SAC103	Camshaft sensor	B2			OE 237310776R	
	SAG209	Crankshaft sensor	B3			OE 8200885209	
	SAG235	Crankshaft sensor	B3			OE 8200187804	
	MWSS010	ABS sensor	D1			OE 479000735R; Position: left rear	
	MWSS011	ABS sensor	D1			OE 479009927R; Position: right rear	
	MWSS017	ABS sensor	D1			OE 479101292R; Position: front axle left and right	
	SPA169	Coolant temperature sensor	E3			OE 226309418R	
SPA183	Coolant temperature sensor	E3	OE 226301872R				

ESPACE I (J11_)

2.0 (J/S112)	80	07/84 → 12/90	SAG095	Crankshaft sensor	B3	OE 7700739791
	74	01/88 → 12/90	SAG095	Crankshaft sensor	B3	OE 7700739791

ESPACE II (J/S63_)

2.0 (J636)	76	01/91 → 10/96	SAG158	Crankshaft sensor	B3	OE 7700728637
2.2 (J/S637, J63G)	79	01/91 → 10/96	SAG158	Crankshaft sensor	B3	OE 7700728637
2.2 4x4 (J/S637, J63G)	79	03/91 → 12/96	SAG158	Crankshaft sensor	B3	OE 7700728637

	KW			DESCRIPTION	TYPE	
RENAULT						
ESPACE II (J/S63_)						
2.8 V6 (J638, J63J)	110	01/91 → 10/96	SAG158	Crankshaft sensor	B3	OE 7700728637
ESPACE III (JE0_)						
2.0 (JE0A)	84	11/96 → 10/00	SAG128	Crankshaft sensor	B3	OE 7700747549
			SAG158	Crankshaft sensor	B3	OE 7700728637
			IATS04	Air temperature sensor	A1	OE 7700101451
			KITPF1C	Throttle position sensors	A2	OE 7701044743
			APS85	Intake pressure sensor	A3	OE 8200105165
			SAD035	Knock sensor	B1	OE 7700866055
			SAG028	Crankshaft sensor	B3	OE 9635057280
2.0 16V (JE0N, JE0L, JE02)	103	10/98 → 10/02	SAG103	Crankshaft sensor	B3	OE 8200647556
			SAG140	Crankshaft sensor	B3	OE 7700414694
			SAG143	Crankshaft sensor	B3	OE 7700108073
			SAG159	Crankshaft sensor	B3	OE 7700101970
			SAG160	Crankshaft sensor	B3	OE 8200647554
			SPA108	Coolant temperature sensor	E3	OE 226306024R
			APS28	Intake pressure sensor	A3	OE 7700106886
			APS23	Intake pressure sensor	A3	OE 223653795R
			SAG140	Crankshaft sensor	B3	OE 7700414694
2.2 dCi (JE0K)	95	10/00 → 10/02	SAG153	Crankshaft sensor	B3	OE 7700103486
			SAG242	Crankshaft sensor	B3	OE 7701474895
			SPA169	Coolant temperature sensor	E3	OE 226309418R
			APS132	Fuel pressure sensor	F2	OE 5010450300*
3.0 (JE0D)	123	11/96 → 10/98	SAG158	Crankshaft sensor	B3	OE 7700728637
3.0 V6 24V (JE0G, JE0R)	140	10/98 → 10/02	SPA120	Coolant temperature sensor	E3	OE 9623870180
ESPACE IV (JK0/1_)						
			APS23	Intake pressure sensor	A3	OE 223653795R
			APS85	Intake pressure sensor	A3	OE 8200105165
			SAG153	Crankshaft sensor	B3	OE 7700103486
			SAG246	Crankshaft sensor	B3	OE 7700113552
1.9 dCi (JK0U)	85	04/03 → 02/05	MWSS059	ABS sensor	D1	OE 8200084125; Position: front axle left and right
			SPA108	Coolant temperature sensor	E3	OE 226306024R
			SPA169	Coolant temperature sensor	E3	OE 226309418R
			APS132	Fuel pressure sensor	F2	OE 5010450300*
			APS23	Intake pressure sensor	A3	OE 223653795R
			APS85	Intake pressure sensor	A3	OE 8200105165
			SAG153	Crankshaft sensor	B3	OE 7700103486
			SAG246	Crankshaft sensor	B3	OE 7700113552
			MWSS059	ABS sensor	D1	OE 8200084125; Position: front axle left and right
1.9 dCi (JK0U, JK0G)	88	11/02 →	APS23	Intake pressure sensor	A3	OE 223653795R
			APS85	Intake pressure sensor	A3	OE 8200105165
			SAG153	Crankshaft sensor	B3	OE 7700103486
			SAG246	Crankshaft sensor	B3	OE 7700113552
			MWSS059	ABS sensor	D1	OE 8200084125; Position: front axle left and right
		04/03 → 01/05	SPA108	Coolant temperature sensor	E3	OE 226306024R
		11/02 →	SPA169	Coolant temperature sensor	E3	OE 226309418R
			APS132	Fuel pressure sensor	F2	OE 5010450300*
			APS85	Intake pressure sensor	A3	OE 8200105165
			SAC077	Camshaft sensor	B2	OE 8200454170
2.0 dCi (JK01, JK02, JK1J, JK1K, JK1H)	110	01/06 →	MWSS059	ABS sensor	D1	OE 8200084125; Position: front axle left and right
			SPA183	Coolant temperature sensor	E3	OE 226301872R
			APS46	Fuel pressure sensor	F2	OE 1320802
			SAC077	Camshaft sensor	B2	OE 8200454170
2.0 dCi (JK02, JK03)	96	01/06 →	MWSS059	ABS sensor	D1	OE 8200084125; Position: front axle left and right
			APS46	Fuel pressure sensor	F2	OE 1320802
			APS85	Intake pressure sensor	A3	OE 8200105165
2.0 dCi (JK03, JK04, JK1C, JK1G, JK1J, JK1K)	127	01/06 →	APS110	Intake pressure sensor	A3	OE 223652305R

	kW			DESCRIPTION	TYPE	
RENAULT						
ESPACE IV (JK0/1_)						
2.0 dCi (JK03, JK04, JK1C, JK1G, JK1J, JK1K)	127	01/06 →	SAC077	Camshaft sensor	B2	OE 8200454170
			SAG285	Crankshaft sensor	B3	OE 7701065844
			MWSS059	ABS sensor	D1	OE 8200084125; Position: front axle left and right
			SPA183	Coolant temperature sensor	E3	OE 226301872R
			APS46	Fuel pressure sensor	F2	OE 1320802
2.0 Turbo (JK0A, JK0B, JK0N)	120	11/02 →	IATS04/01	Air temperature sensor	A1	OE 165802799R
		09/03 → 12/06	APS28	Intake pressure sensor	A3	OE 7700106886
			APS115	Intake pressure sensor	A3	OE 223658570R
		11/02 →	SAD035	Knock sensor	B1	OE 7700866055
			SAG203	Crankshaft sensor	B3	OE 8200260327
			MWSS059	ABS sensor	D1	OE 8200084125; Position: front axle left and right
			SPA108	Coolant temperature sensor	E3	OE 226306024R
		SPA169	Coolant temperature sensor	E3	OE 226309418R	
2.2 dCi (JK0H)	110	11/02 →	APS23	Intake pressure sensor	A3	OE 223653795R
			APS85	Intake pressure sensor	A3	OE 8200105165
			SAG153	Crankshaft sensor	B3	OE 7700103486
			SAG242	Crankshaft sensor	B3	OE 7701474895
		11/02 → 01/05	MWSS059	ABS sensor	D1	OE 8200084125; Position: front axle left and right
		11/02 →	SPA108	Coolant temperature sensor	E3	OE 226306024R
			SPA169	Coolant temperature sensor	E3	OE 226309418R
			APS132	Fuel pressure sensor	F2	OE 5010450300*
APS136	Fuel pressure sensor		F2	OE 7701068400		
3.0 dCi (JK0J, JK0V)	130	11/02 →	SAG212	Crankshaft sensor	B3	OE 7701052664
			MWSS059	ABS sensor	D1	OE 8200084125; Position: front axle left and right
			SPA115	Coolant temperature sensor	E3	OE 7701053991
			SPA169	Coolant temperature sensor	E3	OE 226309418R
ESPACE V (JR_)						
1.6 dCi 160	118	06/15 →	SPA147	Coolant temperature sensor	E3	OE 226300007R
EXPRESS Pick-up						
1.2	40	07/95 → 10/99	SAG158	Crankshaft sensor	B3	OE 7700728637
GRAND SCÉNIC II (JM0/1_)						
1.5 dCi (JM02, JM13)	74	04/04 → 11/08	APS85	Intake pressure sensor	A3	OE 8200105165
			SAD035	Knock sensor	B1	OE 7700866055
			SAC010	Camshaft sensor	B2	OE 7701058077
			SAC077	Camshaft sensor	B2	OE 8200454170
			SAG235	Crankshaft sensor	B3	OE 8200187804
		04/04 → 01/05	MWSS072	ABS sensor	D1	OE 8200043135; Position: front axle left and right
		04/04 → 12/05	MWSS073	ABS sensor	D1	OE 8200043136; Position: rear axle left and right
		02/05 → 12/05	MWSS074	ABS sensor	D1	OE 8200446282; Position: front axle left and right
		01/06 → 03/09	MWSS075	ABS sensor	D1	OE 8200404460; Position: front axle left and right
			MWSS076	ABS sensor	D1	OE 8200416683; Position: rear axle left and right
		04/04 → 01/05	SPA108	Coolant temperature sensor	E3	OE 226306024R
		04/04 → 11/08	SPA169	Coolant temperature sensor	E3	OE 226309418R
			SPA183	Coolant temperature sensor	E3	OE 226301872R
			APS51	Fuel pressure sensor	F2	OE 223658143R

	KW			DESCRIPTION	TYPE	
RENAULT						
GRAND SCÉNIC II (JM0/1_)						
1.5 dCi (JM1E)	78	05/05 → 01/09	SAD035	Knock sensor	B1	OE 7700866055
			SAC010	Camshaft sensor	B2	OE 7701058077
			SAC077	Camshaft sensor	B2	OE 8200454170
			SAG235	Crankshaft sensor	B3	OE 8200187804
1.6	83	04/04 → 08/06	IATS04	Air temperature sensor	A1	OE 7700101451
			APS85	Intake pressure sensor	A3	OE 8200105165
1.6	83	04/04 → 01/05	SAD035	Knock sensor	B1	OE 7700866055
			SAC010	Camshaft sensor	B2	OE 7701058077
			SAC077	Camshaft sensor	B2	OE 8200454170
			SAG103	Crankshaft sensor	B3	OE 8200647556
			SAG143	Crankshaft sensor	B3	OE 7700108073
			SAG159	Crankshaft sensor	B3	OE 7700101970
			SAG160	Crankshaft sensor	B3	OE 8200647554
			SAG280	Crankshaft sensor	B3	OE 7700100008
		04/04 → 12/05	MWSS072	ABS sensor	D1	OE 8200043135; Position: front axle left and right
			MWSS073	ABS sensor	D1	OE 8200043136; Position: rear axle left and right
			MWSS074	ABS sensor	D1	OE 8200446282; Position: front axle left and right
			01/06 → 03/09	MWSS075	ABS sensor	D1
MWSS076	ABS sensor	D1		OE 8200416683; Position: rear axle left and right		
04/04 → 08/06	SPA108	Coolant temperature sensor	E3	OE 226306024R		
	SPA183	Coolant temperature sensor	E3	OE 226301872R		
1.9 dCi (JM0G, JM12, JM1G, JM2C)	88	04/04 → 05/06	APS67	Intake pressure sensor	A3	OE 223650754R
			SAG153	Crankshaft sensor	B3	OE 7700103486
			SAG246	Crankshaft sensor	B3	OE 7700113552
			SAG277	Crankshaft sensor	B3	OE 8200676078
		04/04 → 01/05	MWSS072	ABS sensor	D1	OE 8200043135; Position: front axle left and right
			MWSS073	ABS sensor	D1	OE 8200043136; Position: rear axle left and right
		02/05 → 12/05	MWSS074	ABS sensor	D1	OE 8200446282; Position: front axle left and right
			01/06 → 03/09	MWSS075	ABS sensor	D1
		MWSS076		ABS sensor	D1	OE 8200416683; Position: rear axle left and right
		04/04 → 01/05	SPA108	Coolant temperature sensor	E3	OE 226306024R
			SPA169	Coolant temperature sensor	E3	OE 226309418R
			04/04 → 05/06	SPA183	Coolant temperature sensor	E3
APS132	Fuel pressure sensor			F2	OE 5010450300*	
APS136	Fuel pressure sensor			F2	OE 7701068400	
APS67	Intake pressure sensor			A3	OE 223650754R	
03/04 → 02/08	SAG153	Crankshaft sensor	B3	OE 7700103486		
	SAG246	Crankshaft sensor	B3	OE 7700113552		
	SAG277	Crankshaft sensor	B3	OE 8200676078		
	1.9 dCi (JM14)	96	03/04 → 02/08	APS67	Intake pressure sensor	A3
SAG153				Crankshaft sensor	B3	OE 7700103486
SAG246				Crankshaft sensor	B3	OE 7700113552
SAG277				Crankshaft sensor	B3	OE 8200676078


KW


PARTS & SERVICES





DESCRIPTION
TYPE

RENAULT
GRAND SCÉNIC II (JM0/1_)

1.9 dCi (JM14)	96	03/04 → 12/05	MWSS073	ABS sensor	D1	OE 8200043136; Position: rear axle left and right		
			MWSS074	ABS sensor	D1	OE 8200446282; Position: front axle left and right		
		01/06 → 03/09	MWSS075	ABS sensor	D1	OE 8200404460; Position: front axle left and right		
			MWSS076	ABS sensor	D1	OE 8200416683; Position: rear axle left and right		
		03/04 → 02/08	SPA169	Coolant temperature sensor	E3	OE 226309418R		
			SPA183	Coolant temperature sensor	E3	OE 226301872R		
			APS134	Fuel pressure sensor	F2	OE 5001867660		
		2.0	99	04/04 → 06/09	IATS04/01	Air temperature sensor	A1	OE 165802799R
					APS85	Intake pressure sensor	A3	OE 8200105165
SAD035	Knock sensor				B1	OE 7700866055		
SAC077	Camshaft sensor				B2	OE 8200454170		
SAG028	Crankshaft sensor				B3	OE 9635057280		
SAG140	Crankshaft sensor				B3	OE 7700414694		
SAG203	Crankshaft sensor				B3	OE 8200260327		
SAG280	Crankshaft sensor				B3	OE 7700100008		
04/04 → 01/05	MWSS072			ABS sensor	D1	OE 8200043135; Position: front axle left and right		
04/04 → 12/05	MWSS073			ABS sensor	D1	OE 8200043136; Position: rear axle left and right		
02/05 → 12/05	MWSS074			ABS sensor	D1	OE 8200446282; Position: front axle left and right		
01/06 → 03/09	MWSS075			ABS sensor	D1	OE 8200404460; Position: front axle left and right		
	MWSS076			ABS sensor	D1	OE 8200416683; Position: rear axle left and right		
04/04 → 06/09	SPA108			Coolant temperature sensor	E3	OE 226306024R		
	SPA147			Coolant temperature sensor	E3	OE 226300007R		
2.0 dCi (JM1K)	110	09/05 → 11/08	APS85	Intake pressure sensor	A3	OE 8200105165		
			SAC077	Camshaft sensor	B2	OE 8200454170		
			SAG285	Crankshaft sensor	B3	OE 7701065844		
			MWSS073	ABS sensor	D1	OE 8200043136; Position: rear axle left and right		
		09/05 → 12/05	MWSS074	ABS sensor	D1	OE 8200446282; Position: front axle left and right		
			MWSS075	ABS sensor	D1	OE 8200404460; Position: front axle left and right		
		01/06 → 03/09	MWSS076	ABS sensor	D1	OE 8200416683; Position: rear axle left and right		
			09/05 → 11/08	SPA183	Coolant temperature sensor	E3	OE 226301872R	
		APS46		Fuel pressure sensor	F2	OE 1320802		
		GRAND SCÉNIC III (JZ0/1_)						
1.2 TCe	85	04/12 →	APS99	Intake pressure sensor	A3	OE 223650001R		
			SAC103	Camshaft sensor	B2	OE 237310776R		
			MWSS118	ABS sensor	D1	OE 479100004R; Position: front axle left and right		
			MWSS119	ABS sensor	D1	OE 479000010R; Position: rear axle left and right		
1.2 TCe (JZ16)	97	01/13 →	APS99	Intake pressure sensor	A3	OE 223650001R		
			SAC103	Camshaft sensor	B2	OE 237310776R		
			MWSS118	ABS sensor	D1	OE 479100004R; Position: front axle left and right		

	KW			DESCRIPTION	TYPE			
RENAULT								
GRAND SCÉNIC III (JZ0/1_)								
1.2 TCe (JZ16)	97	01/13 →	MWSS119	ABS sensor	D1	OE 479000010R; Position: rear axle left and right		
1.4 16V (JZ0F)	96	05/09 →	APS99	Intake pressure sensor	A3	OE 223650001R		
			MWSS118	ABS sensor	D1	OE 479100004R; Position: front axle left and right		
			MWSS119	ABS sensor	D1	OE 479000010R; Position: rear axle left and right		
		02/09 →	SPA183	Coolant temperature sensor	E3	OE 226301872R		
1.5 dCi	81	04/09 →	SAD035	Knock sensor	B1	OE 7700866055		
			SAC103	Camshaft sensor	B2	OE 237310776R		
			SAG209	Crankshaft sensor	B3	OE 8200885209		
			SPS012	Exhaust gas pressure sensor	C2	OE 208155642R		
			MWSS118	ABS sensor	D1	OE 479100004R; Position: front axle left and right		
			MWSS119	ABS sensor	D1	OE 479000010R; Position: rear axle left and right		
			SPA169	Coolant temperature sensor	E3	OE 226309418R		
			SAD035	Knock sensor	B1	OE 7700866055		
	70	11/10 →	SAC103	Camshaft sensor	B2	OE 237310776R		
			SAG209	Crankshaft sensor	B3	OE 8200885209		
			MWSS118	ABS sensor	D1	OE 479100004R; Position: front axle left and right		
			MWSS119	ABS sensor	D1	OE 479000010R; Position: rear axle left and right		
			SPA169	Coolant temperature sensor	E3	OE 226309418R		
			78	02/09 →	SAD035	Knock sensor	B1	OE 7700866055
					SAC103	Camshaft sensor	B2	OE 237310776R
					SAG209	Crankshaft sensor	B3	OE 8200885209
SAG235	Crankshaft sensor	B3			OE 8200187804			
81	05/09 →	MWSS118	ABS sensor	D1	OE 479100004R; Position: front axle left and right			
		MWSS119	ABS sensor	D1	OE 479000010R; Position: rear axle left and right			
		SPA169	Coolant temperature sensor	E3	OE 226309418R			
		SPA183	Coolant temperature sensor	E3	OE 226301872R			
	02/09 →	SAD035	Knock sensor	B1	OE 7700866055			
		SAC103	Camshaft sensor	B2	OE 237310776R			
		SAG209	Crankshaft sensor	B3	OE 8200885209			
		SAG235	Crankshaft sensor	B3	OE 8200187804			
1.6 dCi (JZ00, JZ12)	96	04/11 →	SAC103	Camshaft sensor	B2	OE 237310776R		
			SAG209	Crankshaft sensor	B3	OE 8200885209		
			SPS012	Exhaust gas pressure sensor	C2	OE 208155642R		
			MWSS118	ABS sensor	D1	OE 479100004R; Position: front axle left and right		
			MWSS119	ABS sensor	D1	OE 479000010R; Position: rear axle left and right		
			SPA147	Coolant temperature sensor	E3	OE 226300007R		
1.9 dCi	96	02/09 →	SAC077	Camshaft sensor	B2	OE 8200454170		
			SAG153	Crankshaft sensor	B3	OE 7700103486		
			SAG209	Crankshaft sensor	B3	OE 8200885209		
			MWSS118	ABS sensor	D1	OE 479100004R; Position: front axle left and right		
			MWSS119	ABS sensor	D1	OE 479000010R; Position: rear axle left and right		
			SPA169	Coolant temperature sensor	E3	OE 226309418R		

	kW			DESCRIPTION	TYPE		
RENAULT							
KADJAR (HA_, HL_)							
1.2 TCe 130	96	06/15 →	APS99	Intake pressure sensor	A3	OE 223650001R	
1.6 dCi 130	96	06/15 →	SPA147	Coolant temperature sensor	E3	OE 226300007R	
1.6 dCi 130 4x4	96	06/15 →	SPA147	Coolant temperature sensor	E3	OE 226300007R	
KANGOO (KC0/1_)							
1.2 16V (KC05, KC06, KC03, KC0T, KC0W, KC1D)	55	06/01 →	APS85	Intake pressure sensor	A3	OE 8200105165	
			SAD035	Knock sensor	B1	OE 7700866055	
			SAG163	Crankshaft sensor	B3	OE 8200643171	
		04/03 → 12/07	MWSS006	ABS sensor	D1	OE 8200186294; Position: front axle left and right	
06/01 →	SPA108	Coolant temperature sensor	E3	OE 226306024R			
1.5 dCi	50	06/05 →	APS37	Intake pressure sensor	A3	OE 223657266R	
			SAC010	Camshaft sensor	B2	OE 7701058077	
			SAG235	Crankshaft sensor	B3	OE 8200187804	
		06/05 → 12/07	MWSS006	ABS sensor	D1	OE 8200186294; Position: front axle left and right	
	06/05 →	SPA169	Coolant temperature sensor	E3	OE 226309418R		
	62	06/05 →	APS37	Intake pressure sensor	A3	OE 223657266R	
			SAC010	Camshaft sensor	B2	OE 7701058077	
			SAG235	Crankshaft sensor	B3	OE 8200187804	
		06/05 → 12/07	MWSS006	ABS sensor	D1	OE 8200186294; Position: front axle left and right	
	06/05 →	SPA169	Coolant temperature sensor	E3	OE 226309418R		
1.5 dCi (KC07)	48	12/01 →	IATS04/01	Air temperature sensor	A1	OE 165802799R	
			APS34	Intake pressure sensor	A3	OE 7700111957	
			APS37	Intake pressure sensor	A3	OE 223657266R	
			SAD035	Knock sensor	B1	OE 7700866055	
			SAC010	Camshaft sensor	B2	OE 7701058077	
			SAC077	Camshaft sensor	B2	OE 8200454170	
			SAC103	Camshaft sensor	B2	OE 237310776R	
			SAG161	Crankshaft sensor	B3	OE 6001545512	
	04/03 → 12/07	MWSS006	ABS sensor	D1	OE 8200186294; Position: front axle left and right		
	12/01 →	SPA169	Coolant temperature sensor	E3	OE 226309418R		
		APS133	Fuel pressure sensor	F2	OE 8200057345*		
	1.5 dCi (KC08, KC09)	60	07/02 →	IATS04/01	Air temperature sensor	A1	OE 165802799R
				APS34	Intake pressure sensor	A3	OE 7700111957
APS37				Intake pressure sensor	A3	OE 223657266R	
SAD035				Knock sensor	B1	OE 7700866055	
SAC010				Camshaft sensor	B2	OE 7701058077	
SAC103				Camshaft sensor	B2	OE 237310776R	
SAG161				Crankshaft sensor	B3	OE 6001545512	
04/03 → 12/07		MWSS006	ABS sensor	D1	OE 8200186294; Position: front axle left and right		
07/02 → 01/05		SPA108	Coolant temperature sensor	E3	OE 226306024R		
07/02 →		SPA169	Coolant temperature sensor	E3	OE 226309418R		
		APS133	Fuel pressure sensor	F2	OE 8200057345*		
1.6 16V	70	06/01 →	IATS04	Air temperature sensor	A1	OE 7700101451	
			APS85	Intake pressure sensor	A3	OE 8200105165	
			SAD035	Knock sensor	B1	OE 7700866055	
			SAG028	Crankshaft sensor	B3	OE 9635057280	
			SAG103	Crankshaft sensor	B3	OE 8200647556	
			SAG143	Crankshaft sensor	B3	OE 7700108073	
			SAG159	Crankshaft sensor	B3	OE 7700101970	
			SAG160	Crankshaft sensor	B3	OE 8200647554	
			SAG279	Crankshaft sensor	B3	OE 7700116378	

	KW			DESCRIPTION	TYPE	
RENAULT						
KANGOO (KC0/1_)						
1.6 16V	70	06/01 →	SAG280	Crankshaft sensor	B3	OE 7700100008
		04/03 → 12/07	MWSS006	ABS sensor	D1	OE 8200186294; Position: front axle left and right
		06/01 →	SPA108	Coolant temperature sensor	E3	OE 226306024R
1.9 dTi (KC0U)	59	02/00 →	SAG153	Crankshaft sensor	B3	OE 7700103486
			SAG161	Crankshaft sensor	B3	OE 6001545512
		04/03 → 12/07	MWSS006	ABS sensor	D1	OE 8200186294; Position: front axle left and right
		02/00 →	SPA169	Coolant temperature sensor	E3	OE 226309418R
			SPA176	Coolant temperature sensor	E3	OE 7700865290
KANGOO / GRAND KANGOO (KW0/1_)						
1.2 TCe 115 (KW02, KW14)	84	07/13 →	APS99	Intake pressure sensor	A3	OE 223650001R
1.5 dCi	78	02/08 →	SAC103	Camshaft sensor	B2	OE 237310776R
			SAC010	Camshaft sensor	B2	OE 7701058077
			SAC077	Camshaft sensor	B2	OE 8200454170
		SAG209	Crankshaft sensor	B3	OE 8200885209	
		MWSS111	ABS sensor	D1	OE 479109860R; Position: front axle left and right	
		MWSS112	ABS sensor	D1	OE 479000026R; Position: left rear	
		MWSS113	ABS sensor	D1	OE 479502046R; Position: right rear	
1.5 dCi (KW04, KW05, KW08, KW0G, KW11)	66	06/08 →	SAD035	Knock sensor	B1	OE 7700866055
			SAC103	Camshaft sensor	B2	OE 237310776R
			SAG209	Crankshaft sensor	B3	OE 8200885209
			MWSS111	ABS sensor	D1	OE 479109860R; Position: front axle left and right
			MWSS112	ABS sensor	D1	OE 479000026R; Position: left rear
			MWSS113	ABS sensor	D1	OE 479502046R; Position: right rear
1.5 dCi (KW0K, KW0L)	63	02/08 →	SAD035	Knock sensor	B1	OE 7700866055
			SAC010	Camshaft sensor	B2	OE 7701058077
			SAC077	Camshaft sensor	B2	OE 8200454170
			SAC103	Camshaft sensor	B2	OE 237310776R
			SAG209	Crankshaft sensor	B3	OE 8200885209
			SAG235	Crankshaft sensor	B3	OE 8200187804
			MWSS111	ABS sensor	D1	OE 479109860R; Position: front axle left and right
			MWSS112	ABS sensor	D1	OE 479000026R; Position: left rear
			MWSS113	ABS sensor	D1	OE 479502046R; Position: right rear
			SPA169	Coolant temperature sensor	E3	OE 226309418R
			SPA183	Coolant temperature sensor	E3	OE 226301872R
1.5 dCi (KW0V)	50	02/08 →	SAD035	Knock sensor	B1	OE 7700866055
			SAC010	Camshaft sensor	B2	OE 7701058077
			SAC077	Camshaft sensor	B2	OE 8200454170
			SAC103	Camshaft sensor	B2	OE 237310776R
			SAG209	Crankshaft sensor	B3	OE 8200885209
			MWSS111	ABS sensor	D1	OE 479109860R; Position: front axle left and right
			MWSS112	ABS sensor	D1	OE 479000026R; Position: left rear
			MWSS113	ABS sensor	D1	OE 479502046R; Position: right rear
			SPA169	Coolant temperature sensor	E3	OE 226309418R
1.5 dCi 110 (KW06, KW12)	81	03/13 →	SAD035	Knock sensor	B1	OE 7700866055
			SAG209	Crankshaft sensor	B3	OE 8200885209
			SPS012	Exhaust gas pressure sensor	C2	OE 208155642R
1.6 (KW00, KW0Y, KW0E, KW0N, KW0P)	64	02/08 →	IATS04	Air temperature sensor	A1	OE 7700101451
			APS85	Intake pressure sensor	A3	OE 8200105165
			SAD035	Knock sensor	B1	OE 7700866055

	kW			DESCRIPTION	TYPE	
RENAULT						
KANGOO / GRAND KANGOO (KW0/1_)						
1.6 (KW00, KW0Y, KW0E, KWON, KW0P)	64	02/08 →	SAG194	Crankshaft sensor	B3	OE 6001548175
			MWSS111	ABS sensor	D1	OE 479109860R; Position: front axle left and right
			MWSS112	ABS sensor	D1	OE 479000026R; Position: left rear
			MWSS113	ABS sensor	D1	OE 479502046R; Position: right rear
			SPA147	Coolant temperature sensor	E3	OE 226300007R
1.6 16V	78	02/08 →	IATS04	Air temperature sensor	A1	OE 7700101451
			APS85	Intake pressure sensor	A3	OE 8200105165
			SAD035	Knock sensor	B1	OE 7700866055
			SAG028	Crankshaft sensor	B3	OE 9635057280
			SAG160	Crankshaft sensor	B3	OE 8200647554
			MWSS111	ABS sensor	D1	OE 479109860R; Position: front axle left and right
			MWSS112	ABS sensor	D1	OE 479000026R; Position: left rear
			MWSS113	ABS sensor	D1	OE 479502046R; Position: right rear
KANGOO BE BOP (KW0/1_)						
1.5 dCi (KW0G)	66	06/09 →	SAD035	Knock sensor	B1	OE 7700866055
			SAC103	Camshaft sensor	B2	OE 237310776R
			SAG209	Crankshaft sensor	B3	OE 8200885209
		03/11 →	MWSS111	ABS sensor	D1	OE 479109860R; Position: front axle left and right
			MWSS112	ABS sensor	D1	OE 479000026R; Position: left rear
			MWSS113	ABS sensor	D1	OE 479502046R; Position: right rear
		06/09 →	SPA169	Coolant temperature sensor	E3	OE 226309418R
KANGOO Express (FC0/1_)						
1.2 16V (FC05, FC0W, FC1D, FC1P, FC1K, FC0T)	55	10/01 →	APS85	Intake pressure sensor	A3	OE 8200105165
			SAD035	Knock sensor	B1	OE 7700866055
			SAG163	Crankshaft sensor	B3	OE 8200643171
		04/03 → 12/07	MWSS006	ABS sensor	D1	OE 8200186294; Position: front axle left and right
10/01 →	SPA108	Coolant temperature sensor	E3	OE 226306024R		
1.5 dCi	45	10/05 →	IATS04/01	Air temperature sensor	A1	OE 165802799R
			SAD035	Knock sensor	B1	OE 7700866055
			SAC010	Camshaft sensor	B2	OE 7701058077
			SAC077	Camshaft sensor	B2	OE 8200454170
		10/05 → 12/07	SAC103	Camshaft sensor	B2	OE 237310776R
		10/05 →	MWSS006	ABS sensor	D1	OE 8200186294; Position: front axle left and right
			SPA169	Coolant temperature sensor	E3	OE 226309418R
			APS133	Fuel pressure sensor	F2	OE 8200057345*
IATS04/01	Air temperature sensor		A1	OE 165802799R		
1.5 dCi (FC07, FC1R)	48	12/01 →	APS34	Intake pressure sensor	A3	OE 7700111957
			APS37	Intake pressure sensor	A3	OE 223657266R
			SAD035	Knock sensor	B1	OE 7700866055
			SAC010	Camshaft sensor	B2	OE 7701058077
			SAC077	Camshaft sensor	B2	OE 8200454170
			SAC103	Camshaft sensor	B2	OE 237310776R
			SAG161	Crankshaft sensor	B3	OE 6001545512
			04/03 → 12/07	MWSS006	ABS sensor	D1
		12/01 → 01/05	SPA108	Coolant temperature sensor	E3	OE 226306024R
		12/01 →	SPA169	Coolant temperature sensor	E3	OE 226309418R
			APS133	Fuel pressure sensor	F2	OE 8200057345*
			IATS04/01	Air temperature sensor	A1	OE 165802799R
APS34	Intake pressure sensor		A3	OE 7700111957		
1.5 dCi (FC08, FC09)	60	04/03 →	IATS04/01	Air temperature sensor	A1	OE 165802799R
			APS34	Intake pressure sensor	A3	OE 7700111957

	KW			DESCRIPTION	TYPE	
RENAULT						
KANGOO Express (FC0/1_)						
1.5 dCi (FC08, FC09)	60	04/03 →	APS37	Intake pressure sensor	A3	OE 223657266R
			SAD035	Knock sensor	B1	OE 7700866055
			SAC010	Camshaft sensor	B2	OE 7701058077
			SAC103	Camshaft sensor	B2	OE 237310776R
			SAG161	Crankshaft sensor	B3	OE 6001545512
		04/03 → 12/07	MWSS006	ABS sensor	D1	OE 8200186294; Position: front axle left and right
		04/03 → 01/05	SPA108	Coolant temperature sensor	E3	OE 226306024R
04/03 →	SPA169	Coolant temperature sensor	E3	OE 226309418R		
	APS133	Fuel pressure sensor	F2	OE 8200057345*		
1.5 dCi (FC1E)	50	06/05 →	APS37	Intake pressure sensor	A3	OE 223657266R
			SAC010	Camshaft sensor	B2	OE 7701058077
			SAG235	Crankshaft sensor	B3	OE 8200187804
06/05 → 12/07	MWSS006	ABS sensor	D1	OE 8200186294; Position: front axle left and right		
1.5 dCi (FC1G)	62	06/05 →	APS37	Intake pressure sensor	A3	OE 223657266R
			SAC010	Camshaft sensor	B2	OE 7701058077
			SAG235	Crankshaft sensor	B3	OE 8200187804
		06/05 → 12/07	MWSS006	ABS sensor	D1	OE 8200186294; Position: front axle left and right
06/05 →	SPA169	Coolant temperature sensor	E3	OE 226309418R		
1.5 dCi (FC1R)	42	12/02 →	IATS04/01	Air temperature sensor	A1	OE 165802799R
			APS34	Intake pressure sensor	A3	OE 7700111957
			SAD035	Knock sensor	B1	OE 7700866055
			SAC010	Camshaft sensor	B2	OE 7701058077
			SAC077	Camshaft sensor	B2	OE 8200454170
			SAC103	Camshaft sensor	B2	OE 237310776R
			SAG161	Crankshaft sensor	B3	OE 6001545512
		04/03 → 12/07	MWSS006	ABS sensor	D1	OE 8200186294; Position: front axle left and right
		12/02 → 01/05	SPA108	Coolant temperature sensor	E3	OE 226306024R
12/02 →	SPA169	Coolant temperature sensor	E3	OE 226309418R		
	APS133	Fuel pressure sensor	F2	OE 8200057345*		
1.9 D (FC0J)	48	09/99 → 06/03	IATS04	Air temperature sensor	A1	OE 7700101451
			SAG160	Crankshaft sensor	B3	OE 8200647554
		04/03 → 06/03	MWSS006	ABS sensor	D1	OE 8200186294; Position: front axle left and right
09/99 → 06/03	SPA169	Coolant temperature sensor	E3	OE 226309418R		
1.9 dCi (FC0V)	62	07/03 →	SAG153	Crankshaft sensor	B3	OE 7700103486
			SAG161	Crankshaft sensor	B3	OE 6001545512
		07/03 → 12/07	MWSS006	ABS sensor	D1	OE 8200186294; Position: front axle left and right
		07/03 → 01/05	SPA108	Coolant temperature sensor	E3	OE 226306024R
		07/03 →	SPA169	Coolant temperature sensor	E3	OE 226309418R
07/03 →	APS132	Fuel pressure sensor	F2	OE 5010450300*		
1.9 dCi 4x4 (FC0V)	59	10/01 →	SAG153	Crankshaft sensor	B3	OE 7700103486
			SAG161	Crankshaft sensor	B3	OE 6001545512
		10/01 → 01/05	SPA108	Coolant temperature sensor	E3	OE 226306024R
		10/01 →	SPA169	Coolant temperature sensor	E3	OE 226309418R
10/01 →	APS132	Fuel pressure sensor	F2	OE 5010450300*		
1.9 dTi (FC0U)	59	02/00 →	SAG153	Crankshaft sensor	B3	OE 7700103486
			SAG161	Crankshaft sensor	B3	OE 6001545512
		04/03 → 12/07	MWSS006	ABS sensor	D1	OE 8200186294; Position: front axle left and right

	kW			DESCRIPTION	TYPE			
RENAULT								
KANGOO Express (FC0/1_)								
1.9 dTi (FC0U)	59	02/00 →	SPA169	Coolant temperature sensor	E3	OE 226309418R		
			SPA176	Coolant temperature sensor	E3	OE 7700865290		
KANGOO Express (FW0/1_)								
1.5 dCi (FW0A, KW0V)	50	02/08 →	SAD035	Knock sensor	B1	OE 7700866055		
			SAC010	Camshaft sensor	B2	OE 7701058077		
			SAC077	Camshaft sensor	B2	OE 8200454170		
			SAC103	Camshaft sensor	B2	OE 237310776R		
			SAG209	Crankshaft sensor	B3	OE 8200885209		
			MWSS111	ABS sensor	D1	OE 479109860R; Position: front axle left and right		
			MWSS112	ABS sensor	D1	OE 479000026R; Position: left rear		
			MWSS113	ABS sensor	D1	OE 479502046R; Position: right rear		
1.5 dCi (FW0F)	76	02/08 →	SAD035	Knock sensor	B1	OE 7700866055		
			SAC010	Camshaft sensor	B2	OE 7701058077		
			SAC077	Camshaft sensor	B2	OE 8200454170		
			SAC103	Camshaft sensor	B2	OE 237310776R		
			SAG209	Crankshaft sensor	B3	OE 8200885209		
			SAG235	Crankshaft sensor	B3	OE 8200187804		
			MWSS111	ABS sensor	D1	OE 479109860R; Position: front axle left and right		
			MWSS112	ABS sensor	D1	OE 479000026R; Position: left rear		
			MWSS113	ABS sensor	D1	OE 479502046R; Position: right rear		
			SPA169	Coolant temperature sensor	E3	OE 226309418R		
SPA183	Coolant temperature sensor	E3	OE 226301872R					
1.5 dCi 110 (FW06, FW12)	81	09/13 →	SAG209	Crankshaft sensor	B3	OE 8200885209		
			SPS012	Exhaust gas pressure sensor	C2	OE 208155642R		
1.5 dCi 110 (FW0C, FW0H)	80	09/10 →	SAD035	Knock sensor	B1	OE 7700866055		
			SAC077	Camshaft sensor	B2	OE 8200454170		
			SAC103	Camshaft sensor	B2	OE 237310776R		
			SAG140	Crankshaft sensor	B3	OE 7700414694		
			SAG209	Crankshaft sensor	B3	OE 8200885209		
			MWSS111	ABS sensor	D1	OE 479109860R; Position: front axle left and right		
			MWSS112	ABS sensor	D1	OE 479000026R; Position: left rear		
			MWSS113	ABS sensor	D1	OE 479502046R; Position: right rear		
1.5 dCi 75 (FW07, FW10)	55	09/10 →	SAD035	Knock sensor	B1	OE 7700866055		
			SAC103	Camshaft sensor	B2	OE 237310776R		
			SAG140	Crankshaft sensor	B3	OE 7700414694		
			SAG209	Crankshaft sensor	B3	OE 8200885209		
				03/11 →	SPS012	Exhaust gas pressure sensor	C2	OE 208155642R
		MWSS111	ABS sensor		D1	OE 479109860R; Position: front axle left and right		
		MWSS112	ABS sensor		D1	OE 479000026R; Position: left rear		
		MWSS113	ABS sensor		D1	OE 479502046R; Position: right rear		
1.5 dCi 85 (FW0K, FW0L)	63	02/08 →	SAD035	Knock sensor	B1	OE 7700866055		
			SAC010	Camshaft sensor	B2	OE 7701058077		
			SAC077	Camshaft sensor	B2	OE 8200454170		
			SAC103	Camshaft sensor	B2	OE 237310776R		
			SAG209	Crankshaft sensor	B3	OE 8200885209		
			SAG235	Crankshaft sensor	B3	OE 8200187804		
			MWSS111	ABS sensor	D1	OE 479109860R; Position: front axle left and right		
			MWSS112	ABS sensor	D1	OE 479000026R; Position: left rear		
			MWSS113	ABS sensor	D1	OE 479502046R; Position: right rear		
			SPA169	Coolant temperature sensor	E3	OE 226309418R		

	KW			DESCRIPTION	TYPE	
RENAULT						
KANGOO Express (FW0/1_)						
1.5 dCi 85 (FW0K, FW0L)	63	02/08 →	SPA183	Coolant temperature sensor	E3	OE 226301872R
1.5 dCi 90 (FW0G, FW04, FW05, FW08, FW11)	66	06/09 →	SAD035	Knock sensor	B1	OE 7700866055
			SAC103	Camshaft sensor	B2	OE 237310776R
			SAG209	Crankshaft sensor	B3	OE 8200885209
			SPS012	Exhaust gas pressure sensor	C2	OE 208155642R
	03/11 →	MWSS111	ABS sensor	D1	OE 479109860R; Position: front axle left and right	
		MWSS112	ABS sensor	D1	OE 479000026R; Position: left rear	
		MWSS113	ABS sensor	D1	OE 479502046R; Position: right rear	
	06/09 →	SPA169	Coolant temperature sensor	E3	OE 226309418R	
KOLEOS I (HY_)						
2.0 dCi (HY0K)	110	09/08 →	SAC077	Camshaft sensor	B2	OE 8200454170
			SAG285	Crankshaft sensor	B3	OE 7701065844
			SPA183	Coolant temperature sensor	E3	OE 226301872R
			APS46	Fuel pressure sensor	F2	OE 1320802
2.0 dCi 4x4 (HY0B)	127	09/08 →	SAC077	Camshaft sensor	B2	OE 8200454170
			SPA183	Coolant temperature sensor	E3	OE 226301872R
	110	09/08 →	APS46	Fuel pressure sensor	F2	OE 1320802
			SAC077	Camshaft sensor	B2	OE 8200454170
			SAG285	Crankshaft sensor	B3	OE 7701065844
			SPA183	Coolant temperature sensor	E3	OE 226301872R
			APS46	Fuel pressure sensor	F2	OE 1320802
LAGUNA Coupé (DT0/1)						
2.0 dCi (DT01, DT08, DT09, DT0K, DT12, DT1C, DT1D, DT1M, ...)	110	09/08 → 12/15	SAC077	Camshaft sensor	B2	OE 8200454170
			SAG285	Crankshaft sensor	B3	OE 7701065844
			SPA183	Coolant temperature sensor	E3	OE 226301872R
			APS46	Fuel pressure sensor	F2	OE 1320802
LAGUNA I (B56_ 556_)						
1.8	70	06/95 → 06/98	SAG036	Crankshaft sensor	B3	OE 7700728638
1.8 (B56A/B)	66	11/93 → 03/01	SAG158	Crankshaft sensor	B3	OE 7700728637
1.8 (B56S/T/0)	66	08/95 → 03/01	SAG158	Crankshaft sensor	B3	OE 7700728637
1.8 (B56Z)	69	08/95 → 03/01	SAG158	Crankshaft sensor	B3	OE 7700728637
2.0	80	03/99 → 03/01	SAG128	Crankshaft sensor	B3	OE 7700747549
	103	06/95 → 02/01	SAG158	Crankshaft sensor	B3	OE 7700728637
2.0 (B56C/H/N)	83	11/93 → 03/01	SAG128	Crankshaft sensor	B3	OE 7700747549
2.0 16V (B56D/M)	102	06/95 → 03/01	SAG158	Crankshaft sensor	B3	OE 7700728637
3.0 (B56E/R, B565)	123	11/93 → 03/01	SAG158	Crankshaft sensor	B3	OE 7700728637
3.0 24V (B56V)	140	03/97 → 03/01	SPA120	Coolant temperature sensor	E3	OE 9623870180
LAGUNA I Grandtour (K56_)						
1.8 (K56S/T/0)	66	09/95 → 03/01	SAG158	Crankshaft sensor	B3	OE 7700728637
1.8 (K56Z)	69	09/95 → 03/01	SAG158	Crankshaft sensor	B3	OE 7700728637
2.0 (K56C/H)	83	09/95 → 03/01	SAG128	Crankshaft sensor	B3	OE 7700747549
2.0 16V (K56D/M)	102	09/95 → 03/01	SAG158	Crankshaft sensor	B3	OE 7700728637
3.0 (K56R, K565)	123	02/96 → 03/01	SAG158	Crankshaft sensor	B3	OE 7700728637
3.0 24V (K56V)	140	03/97 → 03/01	SPA120	Coolant temperature sensor	E3	OE 9623870180
LAGUNA II (BG0/1_)						
1.6 16V (BG0A, BG0L)	79	03/01 → 05/05	IATS04	Air temperature sensor	A1	OE 7700101451
			APS85	Intake pressure sensor	A3	OE 8200105165
			SAD035	Knock sensor	B1	OE 7700866055
			SAG028	Crankshaft sensor	B3	OE 9635057280
			SAG159	Crankshaft sensor	B3	OE 7700101970
			SAG160	Crankshaft sensor	B3	OE 8200647554
			MWSS059	ABS sensor	D1	OE 8200084125; Position: front axle left and right

	kw			DESCRIPTION	TYPE	
RENAULT						
LAGUNA II (BG0/1_)						
1.6 16V (BG0A, BG0L)	79	03/01 → 05/05	MWSS060	ABS sensor	D1	OE 8200084126; Position: rear axle left and right
			MWSS061	ABS sensor	D1	OE 8200539276; Position: rear axle left and right
			SPA108	Coolant temperature sensor	E3	OE 226306024R
			SPA169	Coolant temperature sensor	E3	OE 226309418R
1.8 16V (BG0B, BG0C, BG0J, BG0M, BG0V)	89	03/01 → 05/05	IATS04	Air temperature sensor	A1	OE 7700101451
			APS85	Intake pressure sensor	A3	OE 8200105165
			SAD035	Knock sensor	B1	OE 7700866055
			SAG143	Crankshaft sensor	B3	OE 7700108073
			SAG159	Crankshaft sensor	B3	OE 7700101970
			SAG160	Crankshaft sensor	B3	OE 8200647554
			MWSS059	ABS sensor	D1	OE 8200084125; Position: front axle left and right
			MWSS060	ABS sensor	D1	OE 8200084126; Position: rear axle left and right
			MWSS061	ABS sensor	D1	OE 8200539276; Position: rear axle left and right
			SPA108	Coolant temperature sensor	E3	OE 226306024R
SPA169	Coolant temperature sensor	E3	OE 226309418R			
1.8 16V (BG0B, BG0M)	88	03/01 → 09/07	IATS04	Air temperature sensor	A1	OE 7700101451
			APS85	Intake pressure sensor	A3	OE 8200105165
			SAD035	Knock sensor	B1	OE 7700866055
			SAG028	Crankshaft sensor	B3	OE 9635057280
			SAG159	Crankshaft sensor	B3	OE 7700101970
			SAG160	Crankshaft sensor	B3	OE 8200647554
			SAG279	Crankshaft sensor	B3	OE 7700116378
			MWSS059	ABS sensor	D1	OE 8200084125; Position: front axle left and right
			MWSS060	ABS sensor	D1	OE 8200084126; Position: rear axle left and right
			MWSS061	ABS sensor	D1	OE 8200539276; Position: rear axle left and right
1.9 dCi	79	03/01 → 09/07	APS85	Intake pressure sensor	A3	OE 8200105165
			SAG153	Crankshaft sensor	B3	OE 7700103486
			SAG246	Crankshaft sensor	B3	OE 7700113552
			MWSS059	ABS sensor	D1	OE 8200084125; Position: front axle left and right
			MWSS060	ABS sensor	D1	OE 8200084126; Position: rear axle left and right
			MWSS061	ABS sensor	D1	OE 8200539276; Position: rear axle left and right
			SPA169	Coolant temperature sensor	E3	OE 226309418R
1.9 dCi (BG08, BG0G)	88	03/01 → 09/07	APS28	Intake pressure sensor	A3	OE 7700106886
			APS23	Intake pressure sensor	A3	OE 223653795R
			APS85	Intake pressure sensor	A3	OE 8200105165
			SAG153	Crankshaft sensor	B3	OE 7700103486
			SAG246	Crankshaft sensor	B3	OE 7700113552
			MWSS059	ABS sensor	D1	OE 8200084125; Position: front axle left and right
			MWSS060	ABS sensor	D1	OE 8200084126; Position: rear axle left and right

	KW			DESCRIPTION	TYPE			
RENAULT								
LAGUNA II (BG0/1_)								
1.9 dCi (BG08, BG0G)	88	03/01 → 09/07	MWSS061	ABS sensor	D1	OE 8200539276; Position: rear axle left and right		
			SPA169	Coolant temperature sensor	E3	OE 226309418R		
			APS132	Fuel pressure sensor	F2	OE 5010450300*		
			APS136	Fuel pressure sensor	F2	OE 7701068400		
1.9 dCi (BG0R)	74	10/01 → 05/05	APS23	Intake pressure sensor	A3	OE 223653795R		
			APS85	Intake pressure sensor	A3	OE 8200105165		
			SAG153	Crankshaft sensor	B3	OE 7700103486		
			SAG161	Crankshaft sensor	B3	OE 6001545512		
			SAG246	Crankshaft sensor	B3	OE 7700113552		
			MWSS059	ABS sensor	D1	OE 8200084125; Position: front axle left and right		
			MWSS060	ABS sensor	D1	OE 8200084126; Position: rear axle left and right		
		MWSS061	ABS sensor	D1	OE 8200539276; Position: rear axle left and right			
		SPA108	Coolant temperature sensor	E3	OE 226306024R			
		SPA169	Coolant temperature sensor	E3	OE 226309418R			
		APS132	Fuel pressure sensor	F2	OE 5010450300*			
		APS67	Intake pressure sensor	A3	OE 223650754R			
		1.9 dCi (BG1A, BG1V)	96	05/05 → 08/07	SAG028	Crankshaft sensor	B3	OE 9635057280
SAG153	Crankshaft sensor				B3	OE 7700103486		
SAG246	Crankshaft sensor				B3	OE 7700113552		
SAG279	Crankshaft sensor				B3	OE 7700116378		
SAG280	Crankshaft sensor				B3	OE 7700100008		
MWSS059	ABS sensor				D1	OE 8200084125; Position: front axle left and right		
MWSS060	ABS sensor				D1	OE 8200084126; Position: rear axle left and right		
MWSS061	ABS sensor			D1	OE 8200539276; Position: rear axle left and right			
SPA169	Coolant temperature sensor			E3	OE 226309418R			
APS134	Fuel pressure sensor			F2	OE 5001867660			
APS67	Intake pressure sensor			A3	OE 223650754R			
1.9 dCi (BG1A, BG1W)	81			01/05 → 08/07	SAG153	Crankshaft sensor	B3	OE 7700103486
					SAG246	Crankshaft sensor	B3	OE 7700113552
		MWSS059	ABS sensor		D1	OE 8200084125; Position: front axle left and right		
		MWSS060	ABS sensor		D1	OE 8200084126; Position: rear axle left and right		
		MWSS061	ABS sensor		D1	OE 8200539276; Position: rear axle left and right		
		SPA169	Coolant temperature sensor		E3	OE 226309418R		
		APS132	Fuel pressure sensor		F2	OE 5010450300*		
		APS136	Fuel pressure sensor	F2	OE 7701068400			
		IATS04	Air temperature sensor	A1	OE 7700101451			
		APS85	Intake pressure sensor	A3	OE 8200105165			
		SAD035	Knock sensor	B1	OE 7700866055			
		2.0 16V (BG00, BG0K, BG0P, BG0W)	99	08/02 → 12/07	SAG028	Crankshaft sensor	B3	OE 9635057280
					SAG159	Crankshaft sensor	B3	OE 7700101970
SAG160	Crankshaft sensor				B3	OE 8200647554		
SAG203	Crankshaft sensor				B3	OE 8200260327		
SAG279	Crankshaft sensor				B3	OE 7700116378		
SAG280	Crankshaft sensor				B3	OE 7700100008		

	kW			DESCRIPTION	TYPE	
RENAULT						
LAGUNA II (BG0/1_)						
2.0 16V (BG00, BG0K, BG0P, BG0W)	99	08/02 → 12/07	MWSS059	ABS sensor	D1	OE 8200084125; Position: front axle left and right
			MWSS060	ABS sensor	D1	OE 8200084126; Position: rear axle left and right
			MWSS061	ABS sensor	D1	OE 8200539276; Position: rear axle left and right
			SPA108	Coolant temperature sensor	E3	OE 226306024R
			SPA169	Coolant temperature sensor	E3	OE 226309418R
2.0 dCi (BG1T)	110	08/05 → 08/06	APS85	Intake pressure sensor	A3	OE 8200105165
			SAC077	Camshaft sensor	B2	OE 8200454170
			MWSS059	ABS sensor	D1	OE 8200084125; Position: front axle left and right
			MWSS060	ABS sensor	D1	OE 8200084126; Position: rear axle left and right
			MWSS061	ABS sensor	D1	OE 8200539276; Position: rear axle left and right
			SPA169	Coolant temperature sensor	E3	OE 226309418R
			SPA183	Coolant temperature sensor	E3	OE 226301872R
			APS46	Fuel pressure sensor	F2	OE 1320802
2.2 dCi (BG0F)	110	10/01 → 08/06	APS23	Intake pressure sensor	A3	OE 223653795R
			APS85	Intake pressure sensor	A3	OE 8200105165
			SAG153	Crankshaft sensor	B3	OE 7700103486
			SAG242	Crankshaft sensor	B3	OE 7701474895
			MWSS059	ABS sensor	D1	OE 8200084125; Position: front axle left and right
			MWSS060	ABS sensor	D1	OE 8200084126; Position: rear axle left and right
		MWSS061	ABS sensor	D1	OE 8200539276; Position: rear axle left and right	
		10/01 → 01/05	SPA108	Coolant temperature sensor	E3	OE 226306024R
		10/01 → 08/06	SPA169	Coolant temperature sensor	E3	OE 226309418R
			APS136	Fuel pressure sensor	F2	OE 7701068400
3.0 V6 24V (BG01, BG02, BG0D, BG0Y)	152	03/01 → 08/07	SAD008	Knock sensor	B1	OE 9628648280
LAGUNA II Grandtour (KG0/1_)						
1.8 16V (KG0B, KG0M)	88	03/01 → 05/05	IATS04	Air temperature sensor	A1	OE 7700101451
			APS85	Intake pressure sensor	A3	OE 8200105165
			SAD035	Knock sensor	B1	OE 7700866055
			SAG028	Crankshaft sensor	B3	OE 9635057280
			SAG159	Crankshaft sensor	B3	OE 7700101970
			SAG160	Crankshaft sensor	B3	OE 8200647554
			SAG279	Crankshaft sensor	B3	OE 7700116378
			MWSS059	ABS sensor	D1	OE 8200084125; Position: front axle left and right
			MWSS060	ABS sensor	D1	OE 8200084126; Position: rear axle left and right
1.8 16V (KG0B, KG0M)	88	03/01 → 05/05	MWSS061	ABS sensor	D1	OE 8200539276; Position: rear axle left and right
			SPA108	Coolant temperature sensor	E3	OE 226306024R
			SPA169	Coolant temperature sensor	E3	OE 226309418R
1.9 dCi (KG0E, KG0R)	74	10/01 → 05/05	APS23	Intake pressure sensor	A3	OE 223653795R
			APS85	Intake pressure sensor	A3	OE 8200105165
			SAG153	Crankshaft sensor	B3	OE 7700103486
			SAG161	Crankshaft sensor	B3	OE 6001545512
			SAG246	Crankshaft sensor	B3	OE 7700113552

	KW			DESCRIPTION	TYPE	
RENAULT						
LAGUNA II Grandtour (KG0/1_)						
1.9 dCi (KG0E, KG0R)	74	10/01 → 05/05	MWSS059	ABS sensor	D1	OE 8200084125; Position: front axle left and right
			MWSS060	ABS sensor	D1	OE 8200084126; Position: rear axle left and right
			MWSS061	ABS sensor	D1	OE 8200539276; Position: rear axle left and right
		10/01 → 01/05	SPA108	Coolant temperature sensor	E3	OE 226306024R
		10/01 → 05/05	SPA169	Coolant temperature sensor	E3	OE 226309418R
1.9 dCi (KG0G)	88	03/01 → 09/07	APS28	Intake pressure sensor	A3	OE 7700106886
			APS23	Intake pressure sensor	A3	OE 223653795R
			APS85	Intake pressure sensor	A3	OE 8200105165
			SAG153	Crankshaft sensor	B3	OE 7700103486
			SAG246	Crankshaft sensor	B3	OE 7700113552
			MWSS059	ABS sensor	D1	OE 8200084125; Position: front axle left and right
			MWSS060	ABS sensor	D1	OE 8200084126; Position: rear axle left and right
			MWSS061	ABS sensor	D1	OE 8200539276; Position: rear axle left and right
			SPA108	Coolant temperature sensor	E3	OE 226306024R
			SPA169	Coolant temperature sensor	E3	OE 226309418R
			APS132	Fuel pressure sensor	F2	OE 5010450300*
			APS136	Fuel pressure sensor	F2	OE 7701068400
			1.9 dCi (KG1V)	96	05/05 → 12/07	APS67
SAG028	Crankshaft sensor	B3				OE 9635057280
SAG153	Crankshaft sensor	B3				OE 7700103486
SAG246	Crankshaft sensor	B3				OE 7700113552
SAG279	Crankshaft sensor	B3				OE 7700116378
SAG280	Crankshaft sensor	B3				OE 7700100008
MWSS059	ABS sensor	D1				OE 8200084125; Position: front axle left and right
MWSS060	ABS sensor	D1				OE 8200084126; Position: rear axle left and right
MWSS061	ABS sensor	D1				OE 8200539276; Position: rear axle left and right
SPA169	Coolant temperature sensor	E3				OE 226309418R
2.0 16V (KG00, KG0K, KG0W, KG0P)	99	08/02 → 12/07	IATS04	Air temperature sensor	A1	OE 7700101451
			APS85	Intake pressure sensor	A3	OE 8200105165
			SAD035	Knock sensor	B1	OE 7700866055
			SAG028	Crankshaft sensor	B3	OE 9635057280
			SAG159	Crankshaft sensor	B3	OE 7700101970
			SAG160	Crankshaft sensor	B3	OE 8200647554
			SAG203	Crankshaft sensor	B3	OE 8200260327
			SAG279	Crankshaft sensor	B3	OE 7700116378
			SAG280	Crankshaft sensor	B3	OE 7700100008
			MWSS059	ABS sensor	D1	OE 8200084125; Position: front axle left and right
			MWSS060	ABS sensor	D1	OE 8200084126; Position: rear axle left and right
			MWSS061	ABS sensor	D1	OE 8200539276; Position: rear axle left and right
			SPA108	Coolant temperature sensor	E3	OE 226306024R
			SPA169	Coolant temperature sensor	E3	OE 226309418R

	kW			DESCRIPTION	TYPE		
RENAULT							
LAGUNA II Grandtour (KG0/1_)							
2.2 dCi (KG0F)	110	10/01 → 08/06	APS23	Intake pressure sensor	A3	OE 223653795R	
			APS85	Intake pressure sensor	A3	OE 8200105165	
			SAG153	Crankshaft sensor	B3	OE 7700103486	
			SAG242	Crankshaft sensor	B3	OE 7701474895	
			MWSS059	ABS sensor	D1	OE 8200084125; Position: front axle left and right	
			MWSS060	ABS sensor	D1	OE 8200084126; Position: rear axle left and right	
			MWSS061	ABS sensor	D1	OE 8200539276; Position: rear axle left and right	
3.0 V6 24V (KG0D)	152	10/01 → 01/05	SPA108	Coolant temperature sensor	E3	OE 226306024R	
		10/01 → 08/06	SPA169	Coolant temperature sensor	E3	OE 226309418R	
			APS136	Fuel pressure sensor	F2	OE 7701068400	
		03/01 → 12/07	SAD008	Knock sensor	B1	OE 9628648280	
LAGUNA III (BT0/1)							
1.5 dCi (BT00, BT0A, BT0T, BT1J)	81	10/07 → 12/15	APS85	Intake pressure sensor	A3	OE 8200105165	
			SAD035	Knock sensor	B1	OE 7700866055	
			SAC010	Camshaft sensor	B2	OE 7701058077	
			SAC077	Camshaft sensor	B2	OE 8200454170	
			SAC103	Camshaft sensor	B2	OE 237310776R	
			SAG209	Crankshaft sensor	B3	OE 8200885209	
			SAG235	Crankshaft sensor	B3	OE 8200187804	
			SPA169	Coolant temperature sensor	E3	OE 226309418R	
			SPA183	Coolant temperature sensor	E3	OE 226301872R	
2.0 dCi (BT01, BT08, BT09, BT0E, BT0K, BT12, BT1C, BT1D, ...)	110	10/07 → 12/15	APS85	Intake pressure sensor	A3	OE 8200105165	
			SAC077	Camshaft sensor	B2	OE 8200454170	
			SAG285	Crankshaft sensor	B3	OE 7701065844	
			SPA183	Coolant temperature sensor	E3	OE 226301872R	
2.0 dCi (BT07, BT0J, BT14, BT1A, BT1S)	96	10/07 → 12/15	APS46	Fuel pressure sensor	F2	OE 1320802	
			APS85	Intake pressure sensor	A3	OE 8200105165	
			SAC077	Camshaft sensor	B2	OE 8200454170	
			SPA183	Coolant temperature sensor	E3	OE 226301872R	
			APS46	Fuel pressure sensor	F2	OE 1320802	
LAGUNA III Sportour (KT0/1)							
1.5 dCi (KT0A)	81	10/07 → 12/15	APS85	Intake pressure sensor	A3	OE 8200105165	
			SAD035	Knock sensor	B1	OE 7700866055	
			SAC010	Camshaft sensor	B2	OE 7701058077	
			SAC077	Camshaft sensor	B2	OE 8200454170	
		06/08 → 12/15	SAC103	Camshaft sensor	B2	OE 237310776R	
			10/07 → 12/15	SAG209	Crankshaft sensor	B3	OE 8200885209
				SAG235	Crankshaft sensor	B3	OE 8200187804
				SPA169	Coolant temperature sensor	E3	OE 226309418R
SPA183	Coolant temperature sensor	E3		OE 226301872R			
2.0 dCi (KT01, KT08, KT09, KT0K, KT12, KT1D, KT1W)	110	10/07 → 12/15	APS85	Intake pressure sensor	A3	OE 8200105165	
			SAC077	Camshaft sensor	B2	OE 8200454170	
			SAG285	Crankshaft sensor	B3	OE 7701065844	
			SPA183	Coolant temperature sensor	E3	OE 226301872R	
			APS46	Fuel pressure sensor	F2	OE 1320802	
2.0 dCi (KT07, KT0J, KT14, KT1A, KT1S)	96	10/07 → 12/15	APS85	Intake pressure sensor	A3	OE 8200105165	
			SAC077	Camshaft sensor	B2	OE 8200454170	
			SPA183	Coolant temperature sensor	E3	OE 226301872R	
			APS46	Fuel pressure sensor	F2	OE 1320802	
MASTER I Furgonato (T_)							
28-35 2,5 TD	72	08/89 → 07/98	SEN8D	Crankshaft sensor	B3	OE 5000288407	

	KW			DESCRIPTION	TYPE	
RENAULT						
MASTER II Autobus (JD)						
2.5 dCi 120	84	10/01 →	APS85	Intake pressure sensor	A3	OE 8200105165
			SAG153	Crankshaft sensor	B3	OE 7700103486
			SAG242	Crankshaft sensor	B3	OE 7701474895
		10/01 → 01/05	SPA108	Coolant temperature sensor	E3	OE 226306024R
			SPA169	Coolant temperature sensor	E3	OE 226309418R
		10/01 →	APS51	Fuel pressure sensor	F2	OE 223658143R
			APS132	Fuel pressure sensor	F2	OE 5010450300*
			APS136	Fuel pressure sensor	F2	OE 7701068400
MASTER II Furgonato (FD)						
1.9 dCi 80	60	11/01 →	APS34	Intake pressure sensor	A3	OE 7700111957
			SAG153	Crankshaft sensor	B3	OE 7700103486
			SAG246	Crankshaft sensor	B3	OE 7700113552
		11/01 → 01/05	SPA108	Coolant temperature sensor	E3	OE 226306024R
			SPA169	Coolant temperature sensor	E3	OE 226309418R
		11/01 →	APS51	Fuel pressure sensor	F2	OE 223658143R
			APS132	Fuel pressure sensor	F2	OE 5010450300*
2.2 dCi 90	66	09/00 →	SAG153	Crankshaft sensor	B3	OE 7700103486
			SAG242	Crankshaft sensor	B3	OE 7701474895
		09/00 → 01/05	SPA108	Coolant temperature sensor	E3	OE 226306024R
			SPA169	Coolant temperature sensor	E3	OE 226309418R
		09/00 →	APS51	Fuel pressure sensor	F2	OE 223658143R
			APS132	Fuel pressure sensor	F2	OE 5010450300*
			APS136	Fuel pressure sensor	F2	OE 7701068400
2.5 D	59	07/98 → 01/01	SPA108	Coolant temperature sensor	E3	OE 226306024R
			SPA160	Coolant temperature sensor	E3	OE 7700737571
2.5 dCi	74	08/06 →	APS85	Intake pressure sensor	A3	OE 8200105165
			SAG153	Crankshaft sensor	B3	OE 7700103486
			SAG242	Crankshaft sensor	B3	OE 7701474895
			SPA169	Coolant temperature sensor	E3	OE 226309418R
			SPA183	Coolant temperature sensor	E3	OE 226301872R
	88	08/06 →	SAG153	Crankshaft sensor	B3	OE 7700103486
			SPA169	Coolant temperature sensor	E3	OE 226309418R
			SPA183	Coolant temperature sensor	E3	OE 226301872R
			APS85	Intake pressure sensor	A3	OE 8200105165
			SAG153	Crankshaft sensor	B3	OE 7700103486
2.5 dCi 100 (FD0U, FD0V)	73	10/03 →	SAG242	Crankshaft sensor	B3	OE 7701474895
			SPA169	Coolant temperature sensor	E3	OE 226309418R
			APS51	Fuel pressure sensor	F2	OE 223658143R
			APS136	Fuel pressure sensor	F2	OE 7701068400
			APS85	Intake pressure sensor	A3	OE 8200105165
			SAG153	Crankshaft sensor	B3	OE 7700103486
2.5 dCi 120	10/01 →		SAG242	Crankshaft sensor	B3	OE 7701474895
			APS85	Intake pressure sensor	A3	OE 8200105165
			SAG153	Crankshaft sensor	B3	OE 7700103486
	10/01 → 01/05		SPA108	Coolant temperature sensor	E3	OE 226306024R
			SPA169	Coolant temperature sensor	E3	OE 226309418R
	10/01 →		APS51	Fuel pressure sensor	F2	OE 223658143R
			APS132	Fuel pressure sensor	F2	OE 5010450300*
			APS136	Fuel pressure sensor	F2	OE 7701068400
2.8 dTI	84	07/98 → 10/01	SPA108	Coolant temperature sensor	E3	OE 226306024R
			SPA160	Coolant temperature sensor	E3	OE 7700737571
3.0 dCi 140 (HD0S, FD0S, HD1S)	100	10/03 →	SAC010	Camshaft sensor	B2	OE 7701058077
			SGA116	Oil temperature sensor	E1	OE 2345012920
			APS134	Fuel pressure sensor	F2	OE 5001867660



kW



PARTS & SERVICES

DESCRIPTION

TYPE


RENAULT
MASTER II Pianale piatto/Telaio (ED/HD/UD)

2.2 dCi 90	66	09/00 →	SAG153	Crankshaft sensor	B3	OE 7700103486
			SAG242	Crankshaft sensor	B3	OE 7701474895
		09/00 → 01/05	SPA108	Coolant temperature sensor	E3	OE 226306024R
			SPA169	Coolant temperature sensor	E3	OE 226309418R
		09/00 →	APS51	Fuel pressure sensor	F2	OE 223658143R
			APS132	Fuel pressure sensor	F2	OE 5010450300*
2.5 dCi	74	08/06 →	APS85	Intake pressure sensor	A3	OE 8200105165
			SAG153	Crankshaft sensor	B3	OE 7700103486
			SAG242	Crankshaft sensor	B3	OE 7701474895
			SPA169	Coolant temperature sensor	E3	OE 226309418R
			SPA183	Coolant temperature sensor	E3	OE 226301872R
			SAG153	Crankshaft sensor	B3	OE 7700103486
	88	08/06 →	SPA169	Coolant temperature sensor	E3	OE 226309418R
			SPA183	Coolant temperature sensor	E3	OE 226301872R
			SAG153	Crankshaft sensor	B3	OE 7700103486
	107	08/06 →	SPA169	Coolant temperature sensor	E3	OE 226309418R
			SPA183	Coolant temperature sensor	E3	OE 226301872R
			APS85	Intake pressure sensor	A3	OE 8200105165
2.5 dCi 100 (ED4V, ED8V)	73	10/03 →	SAG153	Crankshaft sensor	B3	OE 7700103486
			SAG242	Crankshaft sensor	B3	OE 7701474895
			SPA169	Coolant temperature sensor	E3	OE 226309418R
			APS51	Fuel pressure sensor	F2	OE 223658143R
			APS136	Fuel pressure sensor	F2	OE 7701068400
			APS85	Intake pressure sensor	A3	OE 8200105165
2.5 dCi 120	84	10/01 →	SAG153	Crankshaft sensor	B3	OE 7700103486
			SAG242	Crankshaft sensor	B3	OE 7701474895
			SPA108	Coolant temperature sensor	E3	OE 226306024R
	10/01 → 01/05	SPA169	Coolant temperature sensor	E3	OE 226309418R	
		APS51	Fuel pressure sensor	F2	OE 223658143R	
		APS132	Fuel pressure sensor	F2	OE 5010450300*	
	10/01 →	APS136	Fuel pressure sensor	F2	OE 7701068400	
		SPA108	Coolant temperature sensor	E3	OE 226306024R	
		SPA160	Coolant temperature sensor	E3	OE 7700737571	
2.8 dTi	84	07/98 → 10/01	SAC010	Camshaft sensor	B2	OE 7701058077
			SGA116	Oil temperature sensor	E1	OE 2345012920
3.0 dCi 140 (ED0S, UD0S)	100	10/03 →	APS134	Fuel pressure sensor	F2	OE 5001867660

MASTER III Furgonato (FV)

2.3 dCi 125 FWD (FV0C, FV0D, FV0G, FV0H, FV0J, FV0K)	92	02/10 →	SAC077	Camshaft sensor	B2	OE 8200454170
			CVS02	Crankshaft sensor	B3	OE 319359125R
			SPA183	Coolant temperature sensor	E3	OE 226301872R
			APS46	Fuel pressure sensor	F2	OE 1320802
			SAC077	Camshaft sensor	B2	OE 8200454170
			SPA183	Coolant temperature sensor	E3	OE 226301872R
			APS46	Fuel pressure sensor	F2	OE 1320802

MASTER III Pianale piatto/Telaio (EV, HV, UV)

2.3 dCi 100 FWD (EVOA, EVOB, HVOA, HVOB, UV0A, UV0B, ...)	74	02/10 →	SAC077	Camshaft sensor	B2	OE 8200454170
			CVS02	Crankshaft sensor	B3	OE 319359125R
			SPA183	Coolant temperature sensor	E3	OE 226301872R
			APS46	Fuel pressure sensor	F2	OE 1320802
	92	02/10 →	SAC077	Camshaft sensor	B2	OE 8200454170
			CVS02	Crankshaft sensor	B3	OE 319359125R
			SPA183	Coolant temperature sensor	E3	OE 226301872R
			APS46	Fuel pressure sensor	F2	OE 1320802

	KW			DESCRIPTION	TYPE	
RENAULT						
MASTER III Pianale piatto/Telaio (EV, HV, UV)						
2.3 dCi 125 RWD (HV0C, HV0D, UV0C, UV0D, UV0H, UV0J, ...)	92	02/10 →	SAC077	Camshaft sensor	B2	OE 8200454170
			SPA183	Coolant temperature sensor	E3	OE 226301872R
			APS46	Fuel pressure sensor	F2	OE 1320802
2.3 dCi 145 FWD (EV0E, EV0F, HV0E, HV0F, UV0E, UV0F, ...)	107	02/10 →	SAC077	Camshaft sensor	B2	OE 8200454170
			SPA183	Coolant temperature sensor	E3	OE 226301872R
			APS46	Fuel pressure sensor	F2	OE 1320802
2.3 dCi 145 RWD (UV0F, UV0E, HV0E, HV0F, HV0T, HV10, ...)	107	02/10 →	SAC077	Camshaft sensor	B2	OE 8200454170
			CVS02	Crankshaft sensor	B3	OE 319359125R
			SPA183	Coolant temperature sensor	E3	OE 226301872R
			APS46	Fuel pressure sensor	F2	OE 1320802
2.3 dCi 150 FWD (EV0F, HV0F, UV0F, EV03, HV03, UV03)	110	03/13 →	SAC077	Camshaft sensor	B2	OE 8200454170
MEGANE I (BA0/1)						
1.4 16V (BA0D, BA1H, BA0W, BA10)	70	03/99 → 08/03	IATS04	Air temperature sensor	A1	OE 7700101451
			KITPF1C	Throttle position sensors	A2	OE 7701044743
			APS85	Intake pressure sensor	A3	OE 8200105165
			APS115	Intake pressure sensor	A3	OE 223658570R
			SAD035	Knock sensor	B1	OE 7700866055
			SAG159	Crankshaft sensor	B3	OE 7700101970
			SAG160	Crankshaft sensor	B3	OE 8200647554
			SAG279	Crankshaft sensor	B3	OE 7700116378
			SAG280	Crankshaft sensor	B3	OE 7700100008
			MWSS161	ABS sensor	D1	OE 7700429113; Position: front axle left and right
1.4 e (BA0E, BA0V)	55	01/96 → 08/97	SAG158	Crankshaft sensor	B3	OE 7700728637
1.4 Eco (BA0T)	52	01/96 → 08/97	SAG158	Crankshaft sensor	B3	OE 7700728637
1.6 16V (BA04, BA0B, BA11, BA1J, BA16, BA19, BA1K, BA1V, ...)	79	03/99 → 08/02	IATS04	Air temperature sensor	A1	OE 7700101451
			KITPF1C	Throttle position sensors	A2	OE 7701044743
			APS85	Intake pressure sensor	A3	OE 8200105165
			APS115	Intake pressure sensor	A3	OE 223658570R
			SAD035	Knock sensor	B1	OE 7700866055
			SAG028	Crankshaft sensor	B3	OE 9635057280
			SAG103	Crankshaft sensor	B3	OE 8200647556
			SAG143	Crankshaft sensor	B3	OE 7700108073
			SAG159	Crankshaft sensor	B3	OE 7700101970
			SAG160	Crankshaft sensor	B3	OE 8200647554
			SAG279	Crankshaft sensor	B3	OE 7700116378
			SAG280	Crankshaft sensor	B3	OE 7700100008
			SPA108	Coolant temperature sensor	E3	OE 226306024R
SPA169	Coolant temperature sensor	E3	OE 226309418R			
1.6 e (BA0F, BA0S)	66	01/96 → 03/99	SAG128	Crankshaft sensor	B3	OE 7700747549
			SAG158	Crankshaft sensor	B3	OE 7700728637
1.6 i (BA0L)	55	01/96 → 08/97	SAG158	Crankshaft sensor	B3	OE 7700728637
1.9 D	69	04/96 → 02/01	SAG158	Crankshaft sensor	B3	OE 7700728637
1.9 dCi (BA05, BA1F)	75	02/01 → 08/03	SAG028	Crankshaft sensor	B3	OE 9635057280
			SAG131	Crankshaft sensor	B3	OE 7700300992
			SAG140	Crankshaft sensor	B3	OE 7700414694
			SAG153	Crankshaft sensor	B3	OE 7700103486
			SAG161	Crankshaft sensor	B3	OE 6001545512
			SAG279	Crankshaft sensor	B3	OE 7700116378
			SAG280	Crankshaft sensor	B3	OE 7700100008
			SPA169	Coolant temperature sensor	E3	OE 226309418R
APS132	Fuel pressure sensor	F2	OE 5010450300*			

	kW			DESCRIPTION	TYPE	
RENAULT						
MEGANE I (BA0/1_)						
1.9 dT (B/SA0K, B/SA0Y)	66	01/96 → 08/03	SAG158	Crankshaft sensor	B3	OE 7700728637
1.9 dTi (BA1U)	59	02/01 → 08/03	SAG140	Crankshaft sensor	B3	OE 7700414694
			SAG153	Crankshaft sensor	B3	OE 7700103486
			SAG161	Crankshaft sensor	B3	OE 6001545512
			SAG279	Crankshaft sensor	B3	OE 7700116378
			SAG280	Crankshaft sensor	B3	OE 7700100008
			MWSS161	ABS sensor	D1	OE 7700429113; Position: front axle left and right
			SPA169	Coolant temperature sensor	E3	OE 226309418R
1.9 TDI	69	09/96 → 08/03	SAG158	Crankshaft sensor	B3	OE 7700728637
2.0	85	05/98 → 05/01	SAG158	Crankshaft sensor	B3	OE 7700728637
2.0 16V (BA0H)	108	07/96 → 08/03	SAG158	Crankshaft sensor	B3	OE 7700728637
2.0 i	80	03/99 → 08/03	SAG158	Crankshaft sensor	B3	OE 7700728637
2.0 i (BA0G)	84	01/96 → 08/03	SAG158	Crankshaft sensor	B3	OE 7700728637
MEGANE I Cabriolet (EA0/1_)						
1.6 16V (EA04, EA0B, EA11, EA1J)	79	03/99 → 07/03	IATS04	Air temperature sensor	A1	OE 7700101451
			KITPF1C	Throttle position sensors	A2	OE 7701044743
			APS85	Intake pressure sensor	A3	OE 8200105165
			SAD035	Knock sensor	B1	OE 7700866055
			SAG028	Crankshaft sensor	B3	OE 9635057280
			SAG103	Crankshaft sensor	B3	OE 8200647556
			SAG140	Crankshaft sensor	B3	OE 7700414694
			SAG143	Crankshaft sensor	B3	OE 7700108073
			SAG159	Crankshaft sensor	B3	OE 7700101970
			SAG160	Crankshaft sensor	B3	OE 8200647554
			SAG279	Crankshaft sensor	B3	OE 7700116378
			SAG280	Crankshaft sensor	B3	OE 7700100008
			MWSS161	ABS sensor	D1	OE 7700429113; Position: front axle left and right
			SPA108	Coolant temperature sensor	E3	OE 226306024R
SPA169	Coolant temperature sensor	E3	OE 226309418R			
1.6 e (EA0F)	66	10/96 → 03/99	SAG128	Crankshaft sensor	B3	OE 7700747549
		10/96 → 06/97	SAG158	Crankshaft sensor	B3	OE 7700728637
2.0 (EA0G)	84	04/97 → 08/03	SAG158	Crankshaft sensor	B3	OE 7700728637
2.0 16V (EA0H)	108	10/96 → 11/99	SAG158	Crankshaft sensor	B3	OE 7700728637
MEGANE I Classic (LA0/1_)						
1.4 (LA0E, LA0V)	55	09/96 → 08/03	SAG158	Crankshaft sensor	B3	OE 7700728637
1.4 16V (LA0D, LA1H, IA0W, LA10)	70	03/99 → 08/03	IATS04	Air temperature sensor	A1	OE 7700101451
			KITPF1C	Throttle position sensors	A2	OE 7701044743
			APS85	Intake pressure sensor	A3	OE 8200105165
			SAD035	Knock sensor	B1	OE 7700866055
			SAG159	Crankshaft sensor	B3	OE 7700101970
			SAG160	Crankshaft sensor	B3	OE 8200647554
			SAG279	Crankshaft sensor	B3	OE 7700116378
			SAG280	Crankshaft sensor	B3	OE 7700100008
			MWSS161	ABS sensor	D1	OE 7700429113; Position: front axle left and right
			SPA108	Coolant temperature sensor	E3	OE 226306024R
1.6 16V (LA00, LA04, LA0B, LA11, LA16, LA19, LA1J, LA1K, ...)	79	03/99 → 07/03	IATS04	Air temperature sensor	A1	OE 7700101451
			KITPF1C	Throttle position sensors	A2	OE 7701044743
			APS85	Intake pressure sensor	A3	OE 8200105165
			SAD035	Knock sensor	B1	OE 7700866055
			SAG028	Crankshaft sensor	B3	OE 9635057280
			SAG103	Crankshaft sensor	B3	OE 8200647556
			SAG143	Crankshaft sensor	B3	OE 7700108073

	KW			DESCRIPTION	TYPE	
RENAULT						
MEGANE I Classic (LA0/1_)						
1.6 16V (LA00, LA04, LA0B, LA11, LA16, LA19, LA1J, LA1K, ...)	79	03/99 → 07/03	SAG159	Crankshaft sensor	B3	OE 7700101970
			SAG160	Crankshaft sensor	B3	OE 8200647554
			SAG279	Crankshaft sensor	B3	OE 7700116378
			SAG280	Crankshaft sensor	B3	OE 7700100008
			MWSS161	ABS sensor	D1	OE 7700429113; Position: front axle left and right
			SPA108	Coolant temperature sensor	E3	OE 226306024R
1.6 e (LA0F, LA0S)	66	09/96 → 03/99	SAG128	Crankshaft sensor	B3	OE 7700747549
			SAG158	Crankshaft sensor	B3	OE 7700728637
1.6 i (LA0L)	55	09/96 → 08/97	SAG158	Crankshaft sensor	B3	OE 7700728637
1.9 dCi (LA05, LA1F)	75	02/01 → 08/03	APS34	Intake pressure sensor	A3	OE 7700111957
			APS37	Intake pressure sensor	A3	OE 223657266R
			SAG028	Crankshaft sensor	B3	OE 9635057280
			SAG131	Crankshaft sensor	B3	OE 7700300992
			SAG140	Crankshaft sensor	B3	OE 7700414694
			SAG153	Crankshaft sensor	B3	OE 7700103486
			SAG161	Crankshaft sensor	B3	OE 6001545512
			SAG279	Crankshaft sensor	B3	OE 7700116378
			SAG280	Crankshaft sensor	B3	OE 7700100008
			MWSS161	ABS sensor	D1	OE 7700429113; Position: front axle left and right
			SPA169	Coolant temperature sensor	E3	OE 226309418R
			APS132	Fuel pressure sensor	F2	OE 5010450300*
1.9 dT (LA0K, LA0Y)	66	09/96 → 08/03	SAG158	Crankshaft sensor	B3	OE 7700728637
1.9 dTi (LA1U)	59	02/01 → 08/03	SAG153	Crankshaft sensor	B3	OE 7700103486
			SAG161	Crankshaft sensor	B3	OE 6001545512
			SAG279	Crankshaft sensor	B3	OE 7700116378
			MWSS161	ABS sensor	D1	OE 7700429113; Position: front axle left and right
			SPA169	Coolant temperature sensor	E3	OE 226309418R
1.9 TDI	69	09/96 → 08/03	SAG158	Crankshaft sensor	B3	OE 7700728637
2.0	85	05/98 → 05/01	SAG158	Crankshaft sensor	B3	OE 7700728637
2.0 i (LA07, LA0G)	84	09/96 → 08/03	SAG158	Crankshaft sensor	B3	OE 7700728637
2.0 i (LA0G)	80	03/99 → 08/03	SAG158	Crankshaft sensor	B3	OE 7700728637
MEGANE I Coach (DA0/1_)						
1.4 16V (DA0D, DA1H, DA0W, DA10)	70	03/99 → 07/03	IATS04	Air temperature sensor	A1	OE 7700101451
			KITPF1C	Throttle position sensors	A2	OE 7701044743
			APS85	Intake pressure sensor	A3	OE 8200105165
			SAD035	Knock sensor	B1	OE 7700866055
			SAG159	Crankshaft sensor	B3	OE 7700101970
			SAG160	Crankshaft sensor	B3	OE 8200647554
			SAG279	Crankshaft sensor	B3	OE 7700116378
			SAG280	Crankshaft sensor	B3	OE 7700100008
			MWSS161	ABS sensor	D1	OE 7700429113; Position: front axle left and right
			SPA108	Coolant temperature sensor	E3	OE 226306024R
1.6 16V (DA0B, DA04, DA11)	79	03/99 → 07/03	IATS04	Air temperature sensor	A1	OE 7700101451
			KITPF1C	Throttle position sensors	A2	OE 7701044743
			APS85	Intake pressure sensor	A3	OE 8200105165
			SAD035	Knock sensor	B1	OE 7700866055
			SAG028	Crankshaft sensor	B3	OE 9635057280
			SAG103	Crankshaft sensor	B3	OE 8200647556
			SAG143	Crankshaft sensor	B3	OE 7700108073
			SAG159	Crankshaft sensor	B3	OE 7700101970
			SAG160	Crankshaft sensor	B3	OE 8200647554

	kW			DESCRIPTION	TYPE		
RENAULT							
MEGANE I Coach (DA0/1_)							
1.6 16V (DA0B, DA04, DA11)	79	03/99 → 07/03	SAG279	Crankshaft sensor	B3	OE 7700116378	
			SAG280	Crankshaft sensor	B3	OE 7700100008	
			MWSS161	ABS sensor	D1	OE 7700429113; Position: front axle left and right	
			SPA108	Coolant temperature sensor	E3	OE 226306024R	
			SPA169	Coolant temperature sensor	E3	OE 226309418R	
1.6 e (DA0F)	66	03/96 → 03/99	SAG128	Crankshaft sensor	B3	OE 7700747549	
1.9 dCi (DA05, DA1F)	75	02/01 → 08/03	APS34	Intake pressure sensor	A3	OE 7700111957	
			SAG028	Crankshaft sensor	B3	OE 9635057280	
			SAG131	Crankshaft sensor	B3	OE 7700300992	
			SAG140	Crankshaft sensor	B3	OE 7700414694	
			SAG153	Crankshaft sensor	B3	OE 7700103486	
			SAG161	Crankshaft sensor	B3	OE 6001545512	
			SAG279	Crankshaft sensor	B3	OE 7700116378	
			SAG280	Crankshaft sensor	B3	OE 7700100008	
			SPA169	Coolant temperature sensor	E3	OE 226309418R	
2.0 16V (DA0H)	108	03/96 → 11/99	SAG158	Crankshaft sensor	B3	OE 7700728637	
2.0 i (DA0G)	84	03/96 → 08/03	SAG158	Crankshaft sensor	B3	OE 7700728637	
MEGANE I Grandtour (KA0/1_)							
1.4 16V (KA0D, KA1H, KA0W, KA10)	70	03/99 → 08/03	IATS04	Air temperature sensor	A1	OE 7700101451	
			KITPF1C	Throttle position sensors	A2	OE 7701044743	
			APS85	Intake pressure sensor	A3	OE 8200105165	
			SAD035	Knock sensor	B1	OE 7700866055	
			SAG159	Crankshaft sensor	B3	OE 7700101970	
			SAG160	Crankshaft sensor	B3	OE 8200647554	
			SAG279	Crankshaft sensor	B3	OE 7700116378	
			SAG280	Crankshaft sensor	B3	OE 7700100008	
			MWSS161	ABS sensor	D1	OE 7700429113; Position: front axle left and right	
1.6 16V (KA0B, KA04, KA11)	79	03/99 → 08/03	SPA108	Coolant temperature sensor	E3	OE 226306024R	
			IATS04	Air temperature sensor	A1	OE 7700101451	
			KITPF1C	Throttle position sensors	A2	OE 7701044743	
			APS85	Intake pressure sensor	A3	OE 8200105165	
			SAD035	Knock sensor	B1	OE 7700866055	
			SAG028	Crankshaft sensor	B3	OE 9635057280	
			SAG103	Crankshaft sensor	B3	OE 8200647556	
			SAG143	Crankshaft sensor	B3	OE 7700108073	
			SAG159	Crankshaft sensor	B3	OE 7700101970	
	SAG160	Crankshaft sensor	B3	OE 8200647554			
	SAG279	Crankshaft sensor	B3	OE 7700116378			
	SAG280	Crankshaft sensor	B3	OE 7700100008			
	10/99 → 04/01	79	10/99 → 04/01	MWSS162	ABS sensor	D1	OE 7700432672; Position: left rear
				MWSS163	ABS sensor	D1	OE 7700432671; Position: right rear
				SPA108	Coolant temperature sensor	E3	OE 226306024R
03/99 → 08/03	79	03/99 → 08/03	SPA169	Coolant temperature sensor	E3	OE 226309418R	
			SAG128	Crankshaft sensor	B3	OE 7700747549	
1.6 e (KA0F)	66	03/99 → 08/03	SAG128	Crankshaft sensor	B3	OE 7700747549	
1.9 dCi (KA05, KA1F)	75	02/01 → 08/03	APS34	Intake pressure sensor	A3	OE 7700111957	
			APS37	Intake pressure sensor	A3	OE 223657266R	
			SAG028	Crankshaft sensor	B3	OE 9635057280	
			SAG131	Crankshaft sensor	B3	OE 7700300992	
			SAG140	Crankshaft sensor	B3	OE 7700414694	
			SAG153	Crankshaft sensor	B3	OE 7700103486	
			SAG161	Crankshaft sensor	B3	OE 6001545512	
SAG279	Crankshaft sensor	B3	OE 7700116378				

	KW			DESCRIPTION	TYPE	
RENAULT						
MEGANE I Grandtour (KA0/1_)						
1.9 dCi (KA05, KA1F)	75	02/01 → 08/03	SAG280	Crankshaft sensor	B3	OE 7700100008
			MWSS161	ABS sensor	D1	OE 7700429113; Position: front axle left and right
		02/01 → 04/01	MWSS162	ABS sensor	D1	OE 7700432672; Position: left rear
			MWSS163	ABS sensor	D1	OE 7700432671; Position: right rear
		02/01 → 08/03	SPA169	Coolant temperature sensor	E3	OE 226309418R
APS132	Fuel pressure sensor		F2	OE 5010450300*		
1.9 dTi (KA1U)	59	02/01 → 08/03	SAG153	Crankshaft sensor	B3	OE 7700103486
			SAG161	Crankshaft sensor	B3	OE 6001545512
			SAG279	Crankshaft sensor	B3	OE 7700116378
			SAG280	Crankshaft sensor	B3	OE 7700100008
			MWSS161	ABS sensor	D1	OE 7700429113; Position: front axle left and right
		02/01 → 04/01	MWSS162	ABS sensor	D1	OE 7700432672; Position: left rear
			MWSS163	ABS sensor	D1	OE 7700432671; Position: right rear
		02/01 → 08/03	SPA169	Coolant temperature sensor	E3	OE 226309418R
		MEGANE II (BM0/1_, CM0/1_)				
1.4 16V (BM0B, CM0B)	72	11/02 → 02/08	IATS04	Air temperature sensor	A1	OE 7700101451
			APS85	Intake pressure sensor	A3	OE 8200105165
			SAD035	Knock sensor	B1	OE 7700866055
			SAG159	Crankshaft sensor	B3	OE 7700101970
			SAG160	Crankshaft sensor	B3	OE 8200647554
			SAG203	Crankshaft sensor	B3	OE 8200260327
		11/02 → 01/05	MWSS072	ABS sensor	D1	OE 8200043135; Position: front axle left and right
		11/02 → 12/05	MWSS073	ABS sensor	D1	OE 8200043136; Position: rear axle left and right
		02/05 → 12/05	MWSS074	ABS sensor	D1	OE 8200446282; Position: front axle left and right
		01/06 → 02/08	MWSS075	ABS sensor	D1	OE 8200404460; Position: front axle left and right
			MWSS076	ABS sensor	D1	OE 8200416683; Position: rear axle left and right
		11/02 → 02/08	SPA108	Coolant temperature sensor	E3	OE 226306024R
		11/07 → 02/08	SPA147	Coolant temperature sensor	E3	OE 226300007R
		11/02 → 02/08	SPA169	Coolant temperature sensor	E3	OE 226309418R
SPA183	Coolant temperature sensor		E3	OE 226301872R		
1.5 dCi (BM02, BM13, BM2A, CM02, CM13)	74	10/03 → 02/08	APS85	Intake pressure sensor	A3	OE 8200105165
			SAD035	Knock sensor	B1	OE 7700866055
			SAC010	Camshaft sensor	B2	OE 7701058077
			SAC077	Camshaft sensor	B2	OE 8200454170
			SAG028	Crankshaft sensor	B3	OE 9635057280
			SAG235	Crankshaft sensor	B3	OE 8200187804
			MWSS072	ABS sensor	D1	OE 8200043135; Position: front axle left and right
			MWSS073	ABS sensor	D1	OE 8200043136; Position: rear axle left and right
			MWSS075	ABS sensor	D1	OE 8200404460; Position: front axle left and right
			MWSS076	ABS sensor	D1	OE 8200416683; Position: rear axle left and right
			SPA108	Coolant temperature sensor	E3	OE 226306024R
			SPA169	Coolant temperature sensor	E3	OE 226309418R
			APS51	Fuel pressure sensor	F2	OE 223658143R
APS133	Fuel pressure sensor	F2	OE 8200057345*			

	kw			DESCRIPTION	TYPE	
RENAULT						
MEGANE II (BM0/1_, CM0/1_)						
1.5 dCi (BM0F, BM0T, BM2B, CM0F, CM0T)	60	09/02 → 02/08	APS85	Intake pressure sensor	A3	OE 8200105165
			SAD035	Knock sensor	B1	OE 7700866055
			SAC010	Camshaft sensor	B2	OE 7701058077
			SAC077	Camshaft sensor	B2	OE 8200454170
			SAG161	Crankshaft sensor	B3	OE 6001545512
			SAG235	Crankshaft sensor	B3	OE 8200187804
		09/02 → 01/05	MWSS072	ABS sensor	D1	OE 8200043135; Position: front axle left and right
		09/02 → 12/05	MWSS073	ABS sensor	D1	OE 8200043136; Position: rear axle left and right
		02/05 → 12/05	MWSS074	ABS sensor	D1	OE 8200446282; Position: front axle left and right
		01/06 → 02/08	MWSS075	ABS sensor	D1	OE 8200404460; Position: front axle left and right
			MWSS076	ABS sensor	D1	OE 8200416683; Position: rear axle left and right
		09/02 → 02/08	SPA169	Coolant temperature sensor	E3	OE 226309418R
APS51	Fuel pressure sensor		F2	OE 223658143R		
APS133	Fuel pressure sensor		F2	OE 8200057345*		
1.5 dCi (BM1E, CM1E)	78	05/05 → 06/08	APS85	Intake pressure sensor	A3	OE 8200105165
			SAD035	Knock sensor	B1	OE 7700866055
			SAC010	Camshaft sensor	B2	OE 7701058077
			SAC077	Camshaft sensor	B2	OE 8200454170
			SAG235	Crankshaft sensor	B3	OE 8200187804
		05/05 → 12/05	MWSS073	ABS sensor	D1	OE 8200043136; Position: rear axle left and right
		05/05 → 06/08	MWSS075	ABS sensor	D1	OE 8200404460; Position: front axle left and right
			MWSS076	ABS sensor	D1	OE 8200416683; Position: rear axle left and right
			SPA169	Coolant temperature sensor	E3	OE 226309418R
1.5 dCi (BM1F, CM1F)	63	05/05 → 02/08	IATS04/01	Air temperature sensor	A1	OE 165802799R
			APS85	Intake pressure sensor	A3	OE 8200105165
			SAD035	Knock sensor	B1	OE 7700866055
			SAC010	Camshaft sensor	B2	OE 7701058077
			SAC077	Camshaft sensor	B2	OE 8200454170
			SAG235	Crankshaft sensor	B3	OE 8200187804
		05/05 → 12/05	MWSS073	ABS sensor	D1	OE 8200043136; Position: rear axle left and right
			MWSS074	ABS sensor	D1	OE 8200446282; Position: front axle left and right
		01/06 → 02/08	MWSS075	ABS sensor	D1	OE 8200404460; Position: front axle left and right
			MWSS076	ABS sensor	D1	OE 8200416683; Position: rear axle left and right
		05/05 → 02/08	SPA169	Coolant temperature sensor	E3	OE 226309418R
		1.6 16V	82	01/06 → 06/08	IATS04	Air temperature sensor
APS85	Intake pressure sensor				A3	OE 8200105165
SAD035	Knock sensor				B1	OE 7700866055
SAC010	Camshaft sensor				B2	OE 7701058077
SAC077	Camshaft sensor				B2	OE 8200454170
SAG028	Crankshaft sensor				B3	OE 9635057280
SAG159	Crankshaft sensor				B3	OE 7700101970
SAG160	Crankshaft sensor				B3	OE 8200647554
SAG279	Crankshaft sensor	B3	OE 7700116378			

	KW			DESCRIPTION	TYPE	
RENAULT						
MEGANE II (BM0/1_, CM0/1_)						
1.6 16V	82	01/06 → 06/08	SAG280	Crankshaft sensor	B3	OE 7700100008
			MWSS075	ABS sensor	D1	OE 8200404460; Position: front axle left and right
			MWSS076	ABS sensor	D1	OE 8200416683; Position: rear axle left and right
			SPA108	Coolant temperature sensor	E3	OE 226306024R
			SPA169	Coolant temperature sensor	E3	OE 226309418R
1.6 16V (BM0C, CM0C)	83	11/02 → 02/08	IATS04	Air temperature sensor	A1	OE 7700101451
			APS85	Intake pressure sensor	A3	OE 8200105165
			SAD035	Knock sensor	B1	OE 7700866055
			SAC010	Camshaft sensor	B2	OE 7701058077
			SAC077	Camshaft sensor	B2	OE 8200454170
			SAG028	Crankshaft sensor	B3	OE 9635057280
			SAG143	Crankshaft sensor	B3	OE 7700108073
			SAG159	Crankshaft sensor	B3	OE 7700101970
			SAG160	Crankshaft sensor	B3	OE 8200647554
			SAG279	Crankshaft sensor	B3	OE 7700116378
		SAG280	Crankshaft sensor	B3	OE 7700100008	
		11/02 → 01/05	MWSS072	ABS sensor	D1	OE 8200043135; Position: front axle left and right
		11/02 → 12/05	MWSS073	ABS sensor	D1	OE 8200043136; Position: rear axle left and right
		02/05 → 12/05	MWSS074	ABS sensor	D1	OE 8200446282; Position: front axle left and right
		01/06 → 02/08	MWSS075	ABS sensor	D1	OE 8200404460; Position: front axle left and right
			MWSS076	ABS sensor	D1	OE 8200416683; Position: rear axle left and right
		11/02 → 02/08	SPA108	Coolant temperature sensor	E3	OE 226306024R
			SPA169	Coolant temperature sensor	E3	OE 226309418R
			SPA183	Coolant temperature sensor	E3	OE 226301872R
1.9 dCi	96	05/05 → 12/09	APS67	Intake pressure sensor	A3	OE 223650754R
			SAG028	Crankshaft sensor	B3	OE 9635057280
			SAG153	Crankshaft sensor	B3	OE 7700103486
			SAG246	Crankshaft sensor	B3	OE 7700113552
			SAG277	Crankshaft sensor	B3	OE 8200676078
			SAG280	Crankshaft sensor	B3	OE 7700100008
		05/05 → 12/05	MWSS073	ABS sensor	D1	OE 8200043136; Position: rear axle left and right
		05/05 → 12/09	MWSS075	ABS sensor	D1	OE 8200404460; Position: front axle left and right
		01/06 → 12/09	MWSS076	ABS sensor	D1	OE 8200416683; Position: rear axle left and right
		05/05 → 12/09	SPA169	Coolant temperature sensor	E3	OE 226309418R
			SPA183	Coolant temperature sensor	E3	OE 226301872R
			APS134	Fuel pressure sensor	F2	OE 5001867660
		1.9 dCi (BM0G, CM0G)	88	11/02 → 02/08	APS85	Intake pressure sensor
SAG153	Crankshaft sensor				B3	OE 7700103486
SAG246	Crankshaft sensor				B3	OE 7700113552
SAG277	Crankshaft sensor				B3	OE 8200676078
SAG280	Crankshaft sensor				B3	OE 7700100008
11/02 → 01/05	MWSS072			ABS sensor	D1	OE 8200043135; Position: front axle left and right
11/02 → 12/05	MWSS073			ABS sensor	D1	OE 8200043136; Position: rear axle left and right


KW

DESCRIPTION
TYPE

RENAULT
MEGANE II (BM0/1_, CM0/1_)

1.9 dCi (BM0G, CM0G)	88	02/05 → 12/05	MWSS074	ABS sensor	D1	OE 8200446282; Position: front axle left and right		
		01/06 → 02/08	MWSS075	ABS sensor	D1	OE 8200404460; Position: front axle left and right		
			MWSS076	ABS sensor	D1	OE 8200416683; Position: rear axle left and right		
	11/02 → 02/08		SPA169	Coolant temperature sensor	E3	OE 226309418R		
			SPA183	Coolant temperature sensor	E3	OE 226301872R		
			APS132	Fuel pressure sensor	F2	OE 5010450300*		
			APS136	Fuel pressure sensor	F2	OE 7701068400		
2.0 16V (BM0U, CM0U)	99	11/02 → 02/08	IATS04	Air temperature sensor	A1	OE 7700101451		
			IATS04/01	Air temperature sensor	A1	OE 165802799R		
			APS85	Intake pressure sensor	A3	OE 8200105165		
			SAD035	Knock sensor	B1	OE 7700866055		
			SAG028	Crankshaft sensor	B3	OE 9635057280		
			SAG280	Crankshaft sensor	B3	OE 7700100008		
	11/02 → 01/05		MWSS072	ABS sensor	D1	OE 8200043135; Position: front axle left and right		
			MWSS073	ABS sensor	D1	OE 8200043136; Position: rear axle left and right		
			MWSS074	ABS sensor	D1	OE 8200446282; Position: front axle left and right		
			01/06 → 02/08	MWSS075	ABS sensor	D1	OE 8200404460; Position: front axle left and right	
				MWSS076	ABS sensor	D1	OE 8200416683; Position: rear axle left and right	
			11/02 → 02/08		SPA108	Coolant temperature sensor	E3	OE 226306024R
					SPA147	Coolant temperature sensor	E3	OE 226300007R

MEGANE II Coupé-Cabriolet (EM0/1_)

1.5 dCi (EM1E)	78	03/06 → 01/09	APS85	Intake pressure sensor	A3	OE 8200105165	
			SAD035	Knock sensor	B1	OE 7700866055	
			SAC010	Camshaft sensor	B2	OE 7701058077	
			SAC077	Camshaft sensor	B2	OE 8200454170	
			SAG235	Crankshaft sensor	B3	OE 8200187804	
			MWSS075	ABS sensor	D1	OE 8200404460; Position: front axle left and right	
			MWSS076	ABS sensor	D1	OE 8200416683; Position: rear axle left and right	
			SPA169	Coolant temperature sensor	E3	OE 226309418R	
1.6	83	09/03 → 03/09	IATS04	Air temperature sensor	A1	OE 7700101451	
			APS85	Intake pressure sensor	A3	OE 8200105165	
			SAD035	Knock sensor	B1	OE 7700866055	
			SAC010	Camshaft sensor	B2	OE 7701058077	
			SAC077	Camshaft sensor	B2	OE 8200454170	
			SAG028	Crankshaft sensor	B3	OE 9635057280	
			SAG103	Crankshaft sensor	B3	OE 8200647556	
			SAG143	Crankshaft sensor	B3	OE 7700108073	
			SAG159	Crankshaft sensor	B3	OE 7700101970	
			SAG160	Crankshaft sensor	B3	OE 8200647554	
			SAG279	Crankshaft sensor	B3	OE 7700116378	
		SAG280	Crankshaft sensor	B3	OE 7700100008		
		09/03 → 01/05		MWSS072	ABS sensor	D1	OE 8200043135; Position: front axle left and right
		09/03 → 12/05		MWSS073	ABS sensor	D1	OE 8200043136; Position: rear axle left and right

		KW		 PARTS & SERVICES	DESCRIPTION	TYPE	
RENAULT							
MEGANE II Coupé-Cabriolet (EM0/1_)							
1.6	83	02/05 → 12/05	MWSS074	ABS sensor	D1	OE 8200446282; Position: front axle left and right	
		01/06 → 03/09	MWSS075	ABS sensor	D1	OE 8200404460; Position: front axle left and right	
			MWSS076	ABS sensor	D1	OE 8200416683; Position: rear axle left and right	
		09/03 → 03/09	SPA108	Coolant temperature sensor	E3	OE 226306024R	
SPA169	Coolant temperature sensor		E3	OE 226309418R			
SPA183	Coolant temperature sensor		E3	OE 226301872R			
1.6 16V	82	01/06 → 06/08	IATS04	Air temperature sensor	A1	OE 7700101451	
			APS85	Intake pressure sensor	A3	OE 8200105165	
			SAD035	Knock sensor	B1	OE 7700866055	
			SAC010	Camshaft sensor	B2	OE 7701058077	
			SAC077	Camshaft sensor	B2	OE 8200454170	
			SAG028	Crankshaft sensor	B3	OE 9635057280	
			SAG103	Crankshaft sensor	B3	OE 8200647556	
			SAG143	Crankshaft sensor	B3	OE 7700108073	
			SAG159	Crankshaft sensor	B3	OE 7700101970	
			SAG160	Crankshaft sensor	B3	OE 8200647554	
			SAG279	Crankshaft sensor	B3	OE 7700116378	
			SAG280	Crankshaft sensor	B3	OE 7700100008	
			MWSS075	ABS sensor	D1	OE 8200404460; Position: front axle left and right	
			MWSS076	ABS sensor	D1	OE 8200416683; Position: rear axle left and right	
1.9 dCi	88	09/03 → 03/09	APS85	Intake pressure sensor	A3	OE 8200105165	
			SAG153	Crankshaft sensor	B3	OE 7700103486	
			SAG246	Crankshaft sensor	B3	OE 7700113552	
			SAG277	Crankshaft sensor	B3	OE 8200676078	
			SAG280	Crankshaft sensor	B3	OE 7700100008	
		09/03 → 01/05	MWSS072	ABS sensor	D1	OE 8200043135; Position: front axle left and right	
		09/03 → 12/05	MWSS073	ABS sensor	D1	OE 8200043136; Position: rear axle left and right	
		02/05 → 12/05	MWSS074	ABS sensor	D1	OE 8200446282; Position: front axle left and right	
		01/06 → 03/09	MWSS075	ABS sensor	D1	OE 8200404460; Position: front axle left and right	
			MWSS076	ABS sensor	D1	OE 8200416683; Position: rear axle left and right	
09/03 → 03/09	SPA169	Coolant temperature sensor	E3	OE 226309418R			
	SPA183	Coolant temperature sensor	E3	OE 226301872R			
	APS132	Fuel pressure sensor	F2	OE 5010450300*			
	APS136	Fuel pressure sensor	F2	OE 7701068400			
1.9 dCi	96	05/05 → 02/07	APS67	Intake pressure sensor	A3	OE 223650754R	
			SAG028	Crankshaft sensor	B3	OE 9635057280	
			SAG153	Crankshaft sensor	B3	OE 7700103486	
			SAG246	Crankshaft sensor	B3	OE 7700113552	
			SAG277	Crankshaft sensor	B3	OE 8200676078	
			SAG280	Crankshaft sensor	B3	OE 7700100008	
		05/05 → 12/05	MWSS073	ABS sensor	D1	OE 8200043136; Position: rear axle left and right	

	kW			DESCRIPTION	TYPE	
RENAULT						
MEGANE II Coupé-Cabriolet (EM0/1_)						
1.9 dCi	96	05/05 → 12/05	MWSS074	ABS sensor	D1	OE 8200446282; Position: front axle left and right
		01/06 → 02/07	MWSS075	ABS sensor	D1	OE 8200404460; Position: front axle left and right
			MWSS076	ABS sensor	D1	OE 8200416683; Position: rear axle left and right
05/05 → 02/07		SPA169	Coolant temperature sensor	E3	OE 226309418R	
		SPA183	Coolant temperature sensor	E3	OE 226301872R	
		APS134	Fuel pressure sensor	F2	OE 5001867660	
2.0	99	09/03 → 12/09	IATS04/01	Air temperature sensor	A1	OE 165802799R
			APS28	Intake pressure sensor	A3	OE 7700106886
			APS85	Intake pressure sensor	A3	OE 8200105165
			SAD035	Knock sensor	B1	OE 7700866055
			SAG028	Crankshaft sensor	B3	OE 9635057280
			SAG203	Crankshaft sensor	B3	OE 8200260327
			SAG280	Crankshaft sensor	B3	OE 7700100008
	09/03 → 01/05	MWSS072	ABS sensor	D1	OE 8200043135; Position: front axle left and right	
	09/03 → 12/05	MWSS073	ABS sensor	D1	OE 8200043136; Position: rear axle left and right	
	02/05 → 12/05	MWSS074	ABS sensor	D1	OE 8200446282; Position: front axle left and right	
	01/06 → 03/07	MWSS075	ABS sensor	D1	OE 8200404460; Position: front axle left and right	
		MWSS076	ABS sensor	D1	OE 8200416683; Position: rear axle left and right	
	09/03 → 12/09	SPA108	Coolant temperature sensor	E3	OE 226306024R	
		SPA147	Coolant temperature sensor	E3	OE 226300007R	
	MEGANE II Station wagon (KM0/1_)					
1.5 dCi (KM02, KM13)	74	02/04 → 03/06	APS85	Intake pressure sensor	A3	OE 8200105165
			SAD035	Knock sensor	B1	OE 7700866055
			SAC010	Camshaft sensor	B2	OE 7701058077
			SAC077	Camshaft sensor	B2	OE 8200454170
			SAG028	Crankshaft sensor	B3	OE 9635057280
			SAG235	Crankshaft sensor	B3	OE 8200187804
	02/04 → 01/05	MWSS072	ABS sensor	D1	OE 8200043135; Position: front axle left and right	
	02/04 → 12/05	MWSS073	ABS sensor	D1	OE 8200043136; Position: rear axle left and right	
	02/05 → 12/05	MWSS074	ABS sensor	D1	OE 8200446282; Position: front axle left and right	
	01/06 → 03/06	MWSS075	ABS sensor	D1	OE 8200404460; Position: front axle left and right	
		MWSS076	ABS sensor	D1	OE 8200416683; Position: rear axle left and right	
	02/04 → 01/05	SPA108	Coolant temperature sensor	E3	OE 226306024R	
	02/04 → 03/06	SPA169	Coolant temperature sensor	E3	OE 226309418R	
APS51		Fuel pressure sensor	F2	OE 223658143R		
APS133		Fuel pressure sensor	F2	OE 8200057345*		
1.5 dCi (KM0F, KM0T, KM2B)	60	08/03 → 05/06	APS85	Intake pressure sensor	A3	OE 8200105165
			SAD035	Knock sensor	B1	OE 7700866055
			SAC010	Camshaft sensor	B2	OE 7701058077
			SAC077	Camshaft sensor	B2	OE 8200454170
			SAG161	Crankshaft sensor	B3	OE 6001545512
			SAG235	Crankshaft sensor	B3	OE 8200187804

	KW			DESCRIPTION	TYPE		
RENAULT							
MEGANE II Station wagon (KM0/1_)							
1.5 dCi (KM0F, KM0T, KM2B)	60	08/03 → 01/05	MWSS072	ABS sensor	D1	OE 8200043135; Position: front axle left and right	
		08/03 → 12/05	MWSS073	ABS sensor	D1	OE 8200043136; Position: rear axle left and right	
		02/05 → 12/05	MWSS074	ABS sensor	D1	OE 8200446282; Position: front axle left and right	
		01/06 → 05/06	MWSS075	ABS sensor	D1	OE 8200404460; Position: front axle left and right	
			MWSS076	ABS sensor	D1	OE 8200416683; Position: rear axle left and right	
		08/03 → 05/06	SPA169	Coolant temperature sensor	E3	OE 226309418R	
1.5 dCi (KM16, KM1E)	78	05/05 → 06/08	APS85	Intake pressure sensor	A3	OE 8200105165	
			SAD035	Knock sensor	B1	OE 7700866055	
			SAC010	Camshaft sensor	B2	OE 7701058077	
			SAC077	Camshaft sensor	B2	OE 8200454170	
			SAG235	Crankshaft sensor	B3	OE 8200187804	
	05/05 → 12/05	MWSS073	ABS sensor	D1	OE 8200043136; Position: rear axle left and right		
		MWSS074	ABS sensor	D1	OE 8200446282; Position: front axle left and right		
	01/06 → 06/08	MWSS075	ABS sensor	D1	OE 8200404460; Position: front axle left and right		
		MWSS076	ABS sensor	D1	OE 8200416683; Position: rear axle left and right		
	05/05 → 06/08	SPA169	Coolant temperature sensor	E3	OE 226309418R		
	1.5 dCi (KM1F)	63	05/05 → 07/09	IATS04/01	Air temperature sensor	A1	OE 165802799R
APS85				Intake pressure sensor	A3	OE 8200105165	
SAD035				Knock sensor	B1	OE 7700866055	
SAC010				Camshaft sensor	B2	OE 7701058077	
SAC077				Camshaft sensor	B2	OE 8200454170	
SAG235				Crankshaft sensor	B3	OE 8200187804	
05/05 → 12/05		MWSS073	ABS sensor	D1	OE 8200043136; Position: rear axle left and right		
		MWSS074	ABS sensor	D1	OE 8200446282; Position: front axle left and right		
01/06 → 07/09		MWSS075	ABS sensor	D1	OE 8200404460; Position: front axle left and right		
		MWSS076	ABS sensor	D1	OE 8200416683; Position: rear axle left and right		
05/05 → 07/09		SPA169	Coolant temperature sensor	E3	OE 226309418R		
1.6		83	08/03 → 07/09	IATS04	Air temperature sensor	A1	OE 7700101451
				APS85	Intake pressure sensor	A3	OE 8200105165
	SAD035			Knock sensor	B1	OE 7700866055	
	SAC010			Camshaft sensor	B2	OE 7701058077	
	SAC077			Camshaft sensor	B2	OE 8200454170	
	SAG028			Crankshaft sensor	B3	OE 9635057280	
	SAG103			Crankshaft sensor	B3	OE 8200647556	
	SAG143			Crankshaft sensor	B3	OE 7700108073	
	SAG159			Crankshaft sensor	B3	OE 7700101970	
	SAG160			Crankshaft sensor	B3	OE 8200647554	
	SAG279			Crankshaft sensor	B3	OE 7700116378	
SAG280	Crankshaft sensor	B3	OE 7700100008				



kW



PARTS & SERVICES

DESCRIPTION

TYPE


RENAULT
MEGANE II Station wagon (KM0/1_)





1.6	83	08/03 → 01/05	MWSS072	ABS sensor	D1	OE 8200043135; Position: front axle left and right
		08/03 → 12/05	MWSS073	ABS sensor	D1	OE 8200043136; Position: rear axle left and right
		02/05 → 12/05	MWSS074	ABS sensor	D1	OE 8200446282; Position: front axle left and right
		01/06 → 07/09	MWSS075	ABS sensor	D1	OE 8200404460; Position: front axle left and right
		01/06 → 07/09	MWSS076	ABS sensor	D1	OE 8200416683; Position: rear axle left and right
		08/03 → 07/09	SPA108	Coolant temperature sensor	E3	OE 226306024R
SPA169	Coolant temperature sensor		E3	OE 226309418R		
SPA183	Coolant temperature sensor		E3	OE 226301872R		
1.6 16V	82	01/06 → 08/09	IATS04	Air temperature sensor	A1	OE 7700101451
			APS85	Intake pressure sensor	A3	OE 8200105165
			SAD035	Knock sensor	B1	OE 7700866055
			SAC010	Camshaft sensor	B2	OE 7701058077
			SAC077	Camshaft sensor	B2	OE 8200454170
			SAG028	Crankshaft sensor	B3	OE 9635057280
			SAG103	Crankshaft sensor	B3	OE 8200647556
			SAG143	Crankshaft sensor	B3	OE 7700108073
			SAG159	Crankshaft sensor	B3	OE 7700101970
			SAG160	Crankshaft sensor	B3	OE 8200647554
			SAG279	Crankshaft sensor	B3	OE 7700116378
			SAG280	Crankshaft sensor	B3	OE 7700100008
			MWSS075	ABS sensor	D1	OE 8200404460; Position: front axle left and right
			MWSS076	ABS sensor	D1	OE 8200416683; Position: rear axle left and right
SPA108	Coolant temperature sensor	E3	OE 226306024R			
SPA169	Coolant temperature sensor	E3	OE 226309418R			
1.9 dCi	88	08/03 → 07/09	APS85	Intake pressure sensor	A3	OE 8200105165
			SAG153	Crankshaft sensor	B3	OE 7700103486
			SAG246	Crankshaft sensor	B3	OE 7700113552
			SAG277	Crankshaft sensor	B3	OE 8200676078
			SAG280	Crankshaft sensor	B3	OE 7700100008
		08/03 → 01/05	MWSS072	ABS sensor	D1	OE 8200043135; Position: front axle left and right
			MWSS073	ABS sensor	D1	OE 8200043136; Position: rear axle left and right
		02/05 → 12/05	MWSS074	ABS sensor	D1	OE 8200446282; Position: front axle left and right
		01/06 → 07/09	MWSS075	ABS sensor	D1	OE 8200404460; Position: front axle left and right
			MWSS076	ABS sensor	D1	OE 8200416683; Position: rear axle left and right
		08/03 → 07/09	SPA169	Coolant temperature sensor	E3	OE 226309418R
			SPA183	Coolant temperature sensor	E3	OE 226301872R
			APS132	Fuel pressure sensor	F2	OE 5010450300*
			APS136	Fuel pressure sensor	F2	OE 7701068400
05/05 → 07/09	APS67	Intake pressure sensor	A3	OE 223650754R		
	SAG028	Crankshaft sensor	B3	OE 9635057280		
	SAG153	Crankshaft sensor	B3	OE 7700103486		
	SAG246	Crankshaft sensor	B3	OE 7700113552		
05/05 → 07/09	SAG277	Crankshaft sensor	B3	OE 8200676078		

	KW			DESCRIPTION	TYPE	
RENAULT						
MEGANE II Station wagon (KM0/1_)						
1.9 dCi	96	05/05 → 07/09	SAG280	Crankshaft sensor	B3	OE 7700100008
		05/05 → 12/05	MWSS073	ABS sensor	D1	OE 8200043136; Position: rear axle left and right
			MWSS074	ABS sensor	D1	OE 8200446282; Position: front axle left and right
		01/06 → 02/07	MWSS075	ABS sensor	D1	OE 8200404460; Position: front axle left and right
			MWSS076	ABS sensor	D1	OE 8200416683; Position: rear axle left and right
		05/05 → 07/09	SPA169	Coolant temperature sensor	E3	OE 226309418R
			SPA183	Coolant temperature sensor	E3	OE 226301872R
APS134	Fuel pressure sensor		F2	OE 5001867660		
MEGANE II Tre volumi (LM0/1_)						
1.5 dCi (LM02, LM13, LM2A)	74	02/04 → 12/10	APS85	Intake pressure sensor	A3	OE 8200105165
			SAD035	Knock sensor	B1	OE 7700866055
			SAC010	Camshaft sensor	B2	OE 7701058077
			SAC077	Camshaft sensor	B2	OE 8200454170
			SAG028	Crankshaft sensor	B3	OE 9635057280
			SAG235	Crankshaft sensor	B3	OE 8200187804
		02/04 → 01/05	MWSS072	ABS sensor	D1	OE 8200043135; Position: front axle left and right
		02/04 → 12/05	MWSS073	ABS sensor	D1	OE 8200043136; Position: rear axle left and right
		02/05 → 12/05	MWSS074	ABS sensor	D1	OE 8200446282; Position: front axle left and right
		01/06 → 03/06	MWSS075	ABS sensor	D1	OE 8200404460; Position: front axle left and right
			MWSS076	ABS sensor	D1	OE 8200416683; Position: rear axle left and right
		02/04 → 12/10	SPA169	Coolant temperature sensor	E3	OE 226309418R
			APS51	Fuel pressure sensor	F2	OE 223658143R
			APS133	Fuel pressure sensor	F2	OE 8200057345*
1.5 dCi (LM0F, LM0T, LM2B)	60	08/03 → 12/10	APS85	Intake pressure sensor	A3	OE 8200105165
			SAD035	Knock sensor	B1	OE 7700866055
			SAC010	Camshaft sensor	B2	OE 7701058077
			SAC077	Camshaft sensor	B2	OE 8200454170
			SAG161	Crankshaft sensor	B3	OE 6001545512
			SAG235	Crankshaft sensor	B3	OE 8200187804
		08/03 → 01/05	MWSS072	ABS sensor	D1	OE 8200043135; Position: front axle left and right
		08/03 → 12/05	MWSS073	ABS sensor	D1	OE 8200043136; Position: rear axle left and right
		02/05 → 12/05	MWSS074	ABS sensor	D1	OE 8200446282; Position: front axle left and right
		01/06 → 12/10	MWSS075	ABS sensor	D1	OE 8200404460; Position: front axle left and right
			MWSS076	ABS sensor	D1	OE 8200416683; Position: rear axle left and right
		08/03 → 12/10	SPA169	Coolant temperature sensor	E3	OE 226309418R
			APS51	Fuel pressure sensor	F2	OE 223658143R
			APS133	Fuel pressure sensor	F2	OE 8200057345*
1.5 dCi (LM1E)	78	05/05 → 12/10	APS85	Intake pressure sensor	A3	OE 8200105165
			SAD035	Knock sensor	B1	OE 7700866055
			SAC010	Camshaft sensor	B2	OE 7701058077
			SAC077	Camshaft sensor	B2	OE 8200454170

	kw			DESCRIPTION	TYPE	
RENAULT						
MEGANE II Tre volumi (LM0/1_)						
1.5 dCi (LM1E)	78	05/05 → 12/10	SAG235	Crankshaft sensor	B3	OE 8200187804
		05/05 → 12/05	MWSS073	ABS sensor	D1	OE 8200043136; Position: rear axle left and right
			MWSS074	ABS sensor	D1	OE 8200446282; Position: front axle left and right
		01/06 → 12/10	MWSS075	ABS sensor	D1	OE 8200404460; Position: front axle left and right
			MWSS076	ABS sensor	D1	OE 8200416683; Position: rear axle left and right
1.6	83	05/05 → 12/10	SPA169	Coolant temperature sensor	E3	OE 226309418R
		09/03 →	IATS04	Air temperature sensor	A1	OE 7700101451
			APS85	Intake pressure sensor	A3	OE 8200105165
			SAD035	Knock sensor	B1	OE 7700866055
			SAC010	Camshaft sensor	B2	OE 7701058077
			SAC077	Camshaft sensor	B2	OE 8200454170
			SAG028	Crankshaft sensor	B3	OE 9635057280
			SAG103	Crankshaft sensor	B3	OE 8200647556
			SAG143	Crankshaft sensor	B3	OE 7700108073
			SAG159	Crankshaft sensor	B3	OE 7700101970
			SAG160	Crankshaft sensor	B3	OE 8200647554
			SAG279	Crankshaft sensor	B3	OE 7700116378
		SAG280	Crankshaft sensor	B3	OE 7700100008	
		09/03 → 01/05	MWSS072	ABS sensor	D1	OE 8200043135; Position: front axle left and right
		09/03 → 12/05	MWSS073	ABS sensor	D1	OE 8200043136; Position: rear axle left and right
		02/05 → 12/05	MWSS074	ABS sensor	D1	OE 8200446282; Position: front axle left and right
		01/06 →	MWSS075	ABS sensor	D1	OE 8200404460; Position: front axle left and right
			MWSS076	ABS sensor	D1	OE 8200416683; Position: rear axle left and right
		09/03 →	SPA108	Coolant temperature sensor	E3	OE 226306024R
			SPA169	Coolant temperature sensor	E3	OE 226309418R
SPA183	Coolant temperature sensor		E3	OE 226301872R		
1.6 16V (LM1R, LM0C)	82	01/06 →	IATS04	Air temperature sensor	A1	OE 7700101451
			APS85	Intake pressure sensor	A3	OE 8200105165
			SAD035	Knock sensor	B1	OE 7700866055
			SAC010	Camshaft sensor	B2	OE 7701058077
			SAC077	Camshaft sensor	B2	OE 8200454170
			SAG028	Crankshaft sensor	B3	OE 9635057280
			SAG159	Crankshaft sensor	B3	OE 7700101970
			SAG160	Crankshaft sensor	B3	OE 8200647554
			SAG279	Crankshaft sensor	B3	OE 7700116378
		SAG280	Crankshaft sensor	B3	OE 7700100008	
			MWSS075	ABS sensor	D1	OE 8200404460; Position: front axle left and right
			MWSS076	ABS sensor	D1	OE 8200416683; Position: rear axle left and right
			SPA108	Coolant temperature sensor	E3	OE 226306024R
			SPA169	Coolant temperature sensor	E3	OE 226309418R
		1.9 dCi (LM0G, LM1G, LM2C)	88	09/03 →	APS85	Intake pressure sensor
SAG153	Crankshaft sensor				B3	OE 7700103486
SAG246	Crankshaft sensor				B3	OE 7700113552
SAG277	Crankshaft sensor				B3	OE 8200676078

	KW			DESCRIPTION	TYPE	
RENAULT						
MEGANE II Tre volumi (LM0/1_)						
1.9 dCi (LM0G, LM1G, LM2C)	88	09/03 →	SAG280	Crankshaft sensor	B3	OE 7700100008
		09/03 → 01/05	MWSS072	ABS sensor	D1	OE 8200043135; Position: front axle left and right
		09/03 → 12/05	MWSS073	ABS sensor	D1	OE 8200043136; Position: rear axle left and right
		02/05 → 12/05	MWSS074	ABS sensor	D1	OE 8200446282; Position: front axle left and right
		01/06 →	MWSS075	ABS sensor	D1	OE 8200404460; Position: front axle left and right
			MWSS076	ABS sensor	D1	OE 8200416683; Position: rear axle left and right
		09/03 →	SPA169	Coolant temperature sensor	E3	OE 226309418R
			SPA183	Coolant temperature sensor	E3	OE 226301872R
			APS132	Fuel pressure sensor	F2	OE 5010450300*
			APS136	Fuel pressure sensor	F2	OE 7701068400
MEGANE III 2 volumi /Coda spiovente (BZ0/1_)						
1.2 TCe (BZ16, BZ28)	97	01/13 →	APS99	Intake pressure sensor	A3	OE 223650001R
			SAC103	Camshaft sensor	B2	OE 237310776R
			MWSS118	ABS sensor	D1	OE 479100004R; Position: front axle left and right
			MWSS119	ABS sensor	D1	OE 479000010R; Position: rear axle left and right
1.2 TCe (BZ2B, BZ11)	85	03/12 →	APS99	Intake pressure sensor	A3	OE 223650001R
			SAC103	Camshaft sensor	B2	OE 237310776R
			MWSS118	ABS sensor	D1	OE 479100004R; Position: front axle left and right
			MWSS119	ABS sensor	D1	OE 479000010R; Position: rear axle left and right
1.4 TCe (BZ0F, BZ1V)	96	04/09 →	APS99	Intake pressure sensor	A3	OE 223650001R
			MWSS118	ABS sensor	D1	OE 479100004R; Position: front axle left and right
			MWSS119	ABS sensor	D1	OE 479000010R; Position: rear axle left and right
			SPA183	Coolant temperature sensor	E3	OE 226301872R
1.5 dCi	78	02/09 →	SAD035	Knock sensor	B1	OE 7700866055
			SAC103	Camshaft sensor	B2	OE 237310776R
			SAG209	Crankshaft sensor	B3	OE 8200885209
			MWSS118	ABS sensor	D1	OE 479100004R; Position: front axle left and right
			MWSS119	ABS sensor	D1	OE 479000010R; Position: rear axle left and right
	63	11/08 →	SPA169	Coolant temperature sensor	E3	OE 226309418R
			SAD035	Knock sensor	B1	OE 7700866055
			SAC103	Camshaft sensor	B2	OE 237310776R
			SAG209	Crankshaft sensor	B3	OE 8200885209
			MWSS118	ABS sensor	D1	OE 479100004R; Position: front axle left and right
81	02/09 →	MWSS119	ABS sensor	D1	OE 479000010R; Position: rear axle left and right	
		SPA169	Coolant temperature sensor	E3	OE 226309418R	
		SAD035	Knock sensor	B1	OE 7700866055	
		SAC103	Camshaft sensor	B2	OE 237310776R	
		SAG209	Crankshaft sensor	B3	OE 8200885209	
1.5 dCi (BZ09, BZ0D, BZ1W)	81	02/09 →	SAG235	Crankshaft sensor	B3	OE 8200187804
			SAG209	Crankshaft sensor	B3	OE 8200187804
			SPS012	Exhaust gas pressure sensor	C2	OE 208155642R

	kW			DESCRIPTION	TYPE	
RENAULT						
MEGANE III 2 volumi /Coda spiovente (BZ0/1_)						
1.5 dCi (BZ09, BZ0D, BZ1W)	81	02/09 →	MWSS118	ABS sensor	D1	OE 479100004R; Position: front axle left and right
			MWSS119	ABS sensor	D1	OE 479000010R; Position: rear axle left and right
			SPA169	Coolant temperature sensor	E3	OE 226309418R
1.5 dCi (BZ0C)	66	11/08 →	SAD035	Knock sensor	B1	OE 7700866055
			SAC103	Camshaft sensor	B2	OE 237310776R
			SAG209	Crankshaft sensor	B3	OE 8200885209
			MWSS118	ABS sensor	D1	OE 479100004R; Position: front axle left and right
			MWSS119	ABS sensor	D1	OE 479000010R; Position: rear axle left and right
			SPA169	Coolant temperature sensor	E3	OE 226309418R
1.5 dCi (BZ1G, BZ1W, BZ0R)	70	11/13 →	MWSS118	ABS sensor	D1	OE 479100004R; Position: front axle left and right
			MWSS119	ABS sensor	D1	OE 479000010R; Position: rear axle left and right
1.6 16V (BZ0H)	74	11/08 →	IATS04	Air temperature sensor	A1	OE 7700101451
			APS85	Intake pressure sensor	A3	OE 8200105165
			SAD035	Knock sensor	B1	OE 7700866055
			SAC010	Camshaft sensor	B2	OE 7701058077
			SAC077	Camshaft sensor	B2	OE 8200454170
			SAG160	Crankshaft sensor	B3	OE 8200647554
			SAG195	Crankshaft sensor	B3	OE 8200746497
			MWSS118	ABS sensor	D1	OE 479100004R; Position: front axle left and right
			MWSS119	ABS sensor	D1	OE 479000010R; Position: rear axle left and right
			SPA169	Coolant temperature sensor	E3	OE 226309418R
1.6 16V (BZ1B, BZ1H)	81	11/08 →	IATS04	Air temperature sensor	A1	OE 7700101451
			APS85	Intake pressure sensor	A3	OE 8200105165
			SAD035	Knock sensor	B1	OE 7700866055
			SAC103	Camshaft sensor	B2	OE 237310776R
			MWSS118	ABS sensor	D1	OE 479100004R; Position: front axle left and right
			MWSS119	ABS sensor	D1	OE 479000010R; Position: rear axle left and right
			SPA183	Coolant temperature sensor	E3	OE 226301872R
			SPA169	Coolant temperature sensor	E3	OE 226309418R
1.6 dCi (BZ00, BZ12)	96	04/11 →	SAC103	Camshaft sensor	B2	OE 237310776R
			SAG209	Crankshaft sensor	B3	OE 8200885209
			SPS012	Exhaust gas pressure sensor	C2	OE 208155642R
		01/12 →	MWSS118	ABS sensor	D1	OE 479100004R; Position: front axle left and right
			MWSS119	ABS sensor	D1	OE 479000010R; Position: rear axle left and right
		04/11 →	SPA147	Coolant temperature sensor	E3	OE 226300007R
1.9 dCi (BZ0N, BZ0J)	96	11/08 →	SAC077	Camshaft sensor	B2	OE 8200454170
			SAG209	Crankshaft sensor	B3	OE 8200885209
			MWSS118	ABS sensor	D1	OE 479100004R; Position: front axle left and right
			MWSS119	ABS sensor	D1	OE 479000010R; Position: rear axle left and right
			APS46	Fuel pressure sensor	F2	OE 1320802

	KW			DESCRIPTION	TYPE	
RENAULT						
MEGANE III Coupé (DZ0/1_)						
1.5 dCi (DZ09, DZ0D, DZ1F, DZ1G)	81	02/09 →	SAD035	Knock sensor	B1	OE 7700866055
			SAC103	Camshaft sensor	B2	OE 237310776R
			SAG209	Crankshaft sensor	B3	OE 8200885209
			SPS012	Exhaust gas pressure sensor	C2	OE 208155642R
			MWSS118	ABS sensor	D1	OE 479100004R; Position: front axle left and right
			MWSS119	ABS sensor	D1	OE 479000010R; Position: rear axle left and right
1.5 dCi (DZ0B)	78	02/09 →	SAC103	Camshaft sensor	B2	OE 237310776R
			SAG209	Crankshaft sensor	B3	OE 8200885209
			MWSS118	ABS sensor	D1	OE 479100004R; Position: front axle left and right
			MWSS119	ABS sensor	D1	OE 479000010R; Position: rear axle left and right
1.6 16V (DZ0U, DZ1B, DZ1H)	81	11/08 →	SPA169	Coolant temperature sensor	E3	OE 226309418R
			IATS04	Air temperature sensor	A1	OE 7700101451
			APS85	Intake pressure sensor	A3	OE 8200105165
			SAD035	Knock sensor	B1	OE 7700866055
			SAC103	Camshaft sensor	B2	OE 237310776R
			MWSS118	ABS sensor	D1	OE 479100004R; Position: front axle left and right
1.9 dCi (DZ0N, DZ0J, DZ1J, DZ1K)	96	11/08 →	MWSS119	ABS sensor	D1	OE 479000010R; Position: rear axle left and right
			SPA183	Coolant temperature sensor	E3	OE 226301872R
			SAC077	Camshaft sensor	B2	OE 8200454170
			SAG209	Crankshaft sensor	B3	OE 8200885209
MEGANE III Grandtour (KZ0/1)	85	03/12 →	MWSS118	ABS sensor	D1	OE 479100004R; Position: front axle left and right
			MWSS119	ABS sensor	D1	OE 479000010R; Position: rear axle left and right
			APS99	Intake pressure sensor	A3	OE 223650001R
			SAC103	Camshaft sensor	B2	OE 237310776R
1.2 TCe (KZ2B, KZ11)	96	05/09 →	APS99	Intake pressure sensor	A3	OE 223650001R
			MWSS118	ABS sensor	D1	OE 479100004R; Position: front axle left and right
			MWSS119	ABS sensor	D1	OE 479000010R; Position: rear axle left and right
1.4 TCe (KZ0F, KZ1V)	63	03/09 →	SPA183	Coolant temperature sensor	E3	OE 226301872R
			SAC103	Camshaft sensor	B2	OE 237310776R
1.5 dCi	70	11/13 →	SAG209	Crankshaft sensor	B3	OE 8200885209
			MWSS118	ABS sensor	D1	OE 479100004R; Position: front axle left and right
			MWSS119	ABS sensor	D1	OE 479000010R; Position: rear axle left and right
			MWSS118	ABS sensor	D1	OE 479100004R; Position: front axle left and right
	63	03/09 →	MWSS119	ABS sensor	D1	OE 479000010R; Position: rear axle left and right
			MWSS118	ABS sensor	D1	OE 479100004R; Position: front axle left and right



kW



PARTS & SERVICES

DESCRIPTION

TYPE


RENAULT
MEGANE III Grandtour (KZ0/1)

1.5 dCi (KZ09, KZ0D, KZ1G)	81	02/09 →	SAD035	Knock sensor	B1	OE 7700866055
			SAC103	Camshaft sensor	B2	OE 237310776R
			SAG209	Crankshaft sensor	B3	OE 8200885209
			SAG235	Crankshaft sensor	B3	OE 8200187804
			SPS012	Exhaust gas pressure sensor	C2	OE 208155642R
	06/09 →	MWSS118	ABS sensor	D1	OE 479100004R; Position: front axle left and right	
		MWSS119	ABS sensor	D1	OE 479000010R; Position: rear axle left and right	
	02/09 →	SPA169	Coolant temperature sensor	E3	OE 226309418R	
		SPA183	Coolant temperature sensor	E3	OE 226301872R	
1.5 dCi (KZ0C, KZ1A)	66	05/09 →	SAD035	Knock sensor	B1	OE 7700866055
			SAC103	Camshaft sensor	B2	OE 237310776R
			SAG209	Crankshaft sensor	B3	OE 8200885209
			MWSS118	ABS sensor	D1	OE 479100004R; Position: front axle left and right
			MWSS119	ABS sensor	D1	OE 479000010R; Position: rear axle left and right
			SPA169	Coolant temperature sensor	E3	OE 226309418R
			SPA183	Coolant temperature sensor	E3	OE 226301872R
			SAD035	Knock sensor	B1	OE 7700866055
1.5 dCi (KZ1M, KZ1W)	78	02/09 →	SAC103	Camshaft sensor	B2	OE 237310776R
			SAG209	Crankshaft sensor	B3	OE 8200885209
			MWSS118	ABS sensor	D1	OE 479100004R; Position: front axle left and right
	06/09 →	MWSS119	ABS sensor	D1	OE 479000010R; Position: rear axle left and right	
		SPA169	Coolant temperature sensor	E3	OE 226309418R	
	SPA183	Coolant temperature sensor	E3	OE 226301872R		
1.6 16V (KZ0U, KZ1B, KZ1U)	81	05/09 →	IATS04	Air temperature sensor	A1	OE 7700101451
			APS85	Intake pressure sensor	A3	OE 8200105165
			SAD035	Knock sensor	B1	OE 7700866055
			SAC103	Camshaft sensor	B2	OE 237310776R
			MWSS118	ABS sensor	D1	OE 479100004R; Position: front axle left and right
			MWSS119	ABS sensor	D1	OE 479000010R; Position: rear axle left and right
			SPA183	Coolant temperature sensor	E3	OE 226301872R
			SAC103	Camshaft sensor	B2	OE 237310776R
1.6 dCi (KZ00, KZ12, KZ13)	96	04/11 →	SAC103	Camshaft sensor	B2	OE 237310776R
			SAG209	Crankshaft sensor	B3	OE 8200885209
			SPS012	Exhaust gas pressure sensor	C2	OE 208155642R
	01/12 →	MWSS118	ABS sensor	D1	OE 479100004R; Position: front axle left and right	
		MWSS119	ABS sensor	D1	OE 479000010R; Position: rear axle left and right	
	SPA147	Coolant temperature sensor	E3	OE 226300007R		
1.9 dCi (KZ0J, KZ0N, KZ1S)	96	05/09 →	SAC077	Camshaft sensor	B2	OE 8200454170
			SAG209	Crankshaft sensor	B3	OE 8200885209
			MWSS118	ABS sensor	D1	OE 479100004R; Position: front axle left and right
			MWSS119	ABS sensor	D1	OE 479000010R; Position: rear axle left and right
			APS46	Fuel pressure sensor	F2	OE 1320802

	KW			DESCRIPTION	TYPE	
RENAULT						
MEGANE Scenic (JA0/1_)						
1.4 i (JA0E)	55	01/97 → 09/99	SAG158	Crankshaft sensor	B3	OE 7700728637
1.6 e (JA0F)	66	10/96 → 10/99	SAG128	Crankshaft sensor	B3	OE 7700747549
1.6 i (JA0L)	55	01/97 → 08/97	SAG158	Crankshaft sensor	B3	OE 7700728637
1.9 dT (JA0K, JA0Y)	66	01/97 → 09/99	SAG158	Crankshaft sensor	B3	OE 7700728637
1.9 dT (JA0Y)	69	03/97 → 08/99	SAG158	Crankshaft sensor	B3	OE 7700728637
2.0 i (JA02, JA0G)	80	01/99 → 09/99	APS45	Intake pressure sensor	A3	OE 7700706876
			SAD035	Knock sensor	B1	OE 7700866055
			SAG140	Crankshaft sensor	B3	OE 7700414694
			SAG143	Crankshaft sensor	B3	OE 7700108073
			SAG159	Crankshaft sensor	B3	OE 7700101970
			SAG160	Crankshaft sensor	B3	OE 8200647554
			SAG279	Crankshaft sensor	B3	OE 7700116378
			SAG280	Crankshaft sensor	B3	OE 7700100008
			MWSS161	ABS sensor	D1	OE 7700429113; Position: front axle left and right
SPA160	Coolant temperature sensor	E3	OE 7700737571			
SPA176	Coolant temperature sensor	E3	OE 7700865290			
2.0 i (JA0G)	84	01/97 → 09/99	SAG158	Crankshaft sensor	B3	OE 7700728637
2.0 RXE 4x4	84	05/97 → 10/99	SAG158	Crankshaft sensor	B3	OE 7700728637
MODUS / GRAND MODUS (F/JP0_)						
1.2 (JPOC, JPOK, FPOC, FPOK, FPOP, JPOT)	55	12/04 →	IATS04	Air temperature sensor	A1	OE 7700101451
			APS85	Intake pressure sensor	A3	OE 8200105165
			SAD035	Knock sensor	B1	OE 7700866055
			SAG163	Crankshaft sensor	B3	OE 8200643171
			CVS02	Crankshaft sensor	B3	OE 319359125R
			MWSS010	ABS sensor	D1	OE 479000735R; Position: left rear
			MWSS011	ABS sensor	D1	OE 479009927R; Position: right rear
			MWSS017	ABS sensor	D1	OE 479101292R; Position: front axle left and right
			SPA108	Coolant temperature sensor	E3	OE 226306024R
SPA147	Coolant temperature sensor	E3	OE 226300007R			
1.2 16V (JP0W)	74	05/07 →	IATS04	Air temperature sensor	A1	OE 7700101451
			APS85	Intake pressure sensor	A3	OE 8200105165
			APS115	Intake pressure sensor	A3	OE 223658570R
			SAD035	Knock sensor	B1	OE 7700866055
			SAG163	Crankshaft sensor	B3	OE 8200643171
		10/07 →	MWSS010	ABS sensor	D1	OE 479000735R; Position: left rear
			MWSS011	ABS sensor	D1	OE 479009927R; Position: right rear
		05/07 →	MWSS017	ABS sensor	D1	OE 479101292R; Position: front axle left and right
			SPA108	Coolant temperature sensor	E3	OE 226306024R
SPA147	Coolant temperature sensor	E3	OE 226300007R			
1.4 (JP01, JP0J)	72	12/04 →	IATS04	Air temperature sensor	A1	OE 7700101451
			APS85	Intake pressure sensor	A3	OE 8200105165
			SAD035	Knock sensor	B1	OE 7700866055
			SAG163	Crankshaft sensor	B3	OE 8200643171
		12/04 → 12/06	MWSS010	ABS sensor	D1	OE 479000735R; Position: left rear
			MWSS011	ABS sensor	D1	OE 479009927R; Position: right rear
			MWSS017	ABS sensor	D1	OE 479101292R; Position: front axle left and right
		12/04 →	SPA169	Coolant temperature sensor	E3	OE 226309418R
			SPA183	Coolant temperature sensor	E3	OE 226301872R
1.5 dCi (FP0D, JP0D)	60	09/04 →	SAD035	Knock sensor	B1	OE 7700866055
			SAC010	Camshaft sensor	B2	OE 7701058077
			SAC077	Camshaft sensor	B2	OE 8200454170



kW



PARTS & SERVICES





DESCRIPTION





TYPE


RENAULT
MODUS / GRAND MODUS (F/JP0_)

1.5 dCi (FPOD, JPOD)	60	09/04 →	SAC103	Camshaft sensor	B2	OE 237310776R
			SAG161	Crankshaft sensor	B3	OE 6001545512
			CVS02	Crankshaft sensor	B3	OE 319359125R
			MWSS010	ABS sensor	D1	OE 479000735R; Position: left rear
			MWSS011	ABS sensor	D1	OE 479009927R; Position: right rear
		09/04 → 01/05	MWSS017	ABS sensor	D1	OE 479101292R; Position: front axle left and right
			SPA108	Coolant temperature sensor	E3	OE 226306024R
		09/04 →	SPA169	Coolant temperature sensor	E3	OE 226309418R
			APS133	Fuel pressure sensor	F2	OE 8200057345*
		1.5 dCi (FPOE, JPOE)	48	12/04 →	APS37	Intake pressure sensor
SAD035	Knock sensor				B1	OE 7700866055
SAC010	Camshaft sensor				B2	OE 7701058077
SAC077	Camshaft sensor				B2	OE 8200454170
SAC103	Camshaft sensor				B2	OE 237310776R
SAG161	Crankshaft sensor				B3	OE 6001545512
CVS02	Crankshaft sensor				B3	OE 319359125R
12/04 → 01/05	MWSS010			ABS sensor	D1	OE 479000735R; Position: left rear
	MWSS011			ABS sensor	D1	OE 479009927R; Position: right rear
12/04 →	MWSS017			ABS sensor	D1	OE 479101292R; Position: front axle left and right
	SPA108			Coolant temperature sensor	E3	OE 226306024R
	SPA169			Coolant temperature sensor	E3	OE 226309418R
	SPA183			Coolant temperature sensor	E3	OE 226301872R
	APS133			Fuel pressure sensor	F2	OE 8200057345*
1.5 dCi (FPOF, JPOF)	633	12/04 →	IATS04/01	Air temperature sensor	A1	OE 165802799R
			APS85	Intake pressure sensor	A3	OE 8200105165
			SAD035	Knock sensor	B1	OE 7700866055
			SAC010	Camshaft sensor	B2	OE 7701058077
			SAC077	Camshaft sensor	B2	OE 8200454170
			SAC103	Camshaft sensor	B2	OE 237310776R
			SAG161	Crankshaft sensor	B3	OE 6001545512
			SAG163	Crankshaft sensor	B3	OE 8200643171
			SAG209	Crankshaft sensor	B3	OE 8200885209
			SAG235	Crankshaft sensor	B3	OE 8200187804
			CVS02	Crankshaft sensor	B3	OE 319359125R
			MWSS010	ABS sensor	D1	OE 479000735R; Position: left rear
			MWSS011	ABS sensor	D1	OE 479009927R; Position: right rear
			MWSS017	ABS sensor	D1	OE 479101292R; Position: front axle left and right
			SPA169	Coolant temperature sensor	E3	OE 226309418R
			SPA183	Coolant temperature sensor	E3	OE 226301872R
1.5 dCi (FPOG, JPOG)	50	12/04 →	IATS04/01	Air temperature sensor	A1	OE 165802799R
			SAD035	Knock sensor	B1	OE 7700866055
			SAC010	Camshaft sensor	B2	OE 7701058077
			SAC077	Camshaft sensor	B2	OE 8200454170
			SAC103	Camshaft sensor	B2	OE 237310776R
			SAG161	Crankshaft sensor	B3	OE 6001545512
			SAG209	Crankshaft sensor	B3	OE 8200885209
			SAG235	Crankshaft sensor	B3	OE 8200187804
			CVS02	Crankshaft sensor	B3	OE 319359125R
			MWSS010	ABS sensor	D1	OE 479000735R; Position: left rear
			MWSS011	ABS sensor	D1	OE 479009927R; Position: right rear
			MWSS017	ABS sensor	D1	OE 479101292R; Position: front axle left and right

	KW			DESCRIPTION	TYPE	
RENAULT						
MODUS / GRAND MODUS (F/JP0_)						
1.5 dCi (FP0G, JP0G)	50	12/04 → 01/05	SPA108	Coolant temperature sensor	E3	OE 226306024R
			SPA169	Coolant temperature sensor	E3	OE 226309418R
		12/04 →	SPA183	Coolant temperature sensor	E3	OE 226301872R
			APS133	Fuel pressure sensor	F2	OE 8200057345*
1.5 dCi (JP0G, JP0H)	78	05/05 →	APS85	Intake pressure sensor	A3	OE 8200105165
			SAD035	Knock sensor	B1	OE 7700866055
			SAC010	Camshaft sensor	B2	OE 7701058077
			SAC077	Camshaft sensor	B2	OE 8200454170
			SAC103	Camshaft sensor	B2	OE 237310776R
			SAG163	Crankshaft sensor	B3	OE 8200643171
			SAG209	Crankshaft sensor	B3	OE 8200885209
			SAG235	Crankshaft sensor	B3	OE 8200187804
			MWSS010	ABS sensor	D1	OE 479000735R; Position: left rear
			MWSS011	ABS sensor	D1	OE 479009927R; Position: right rear
			MWSS017	ABS sensor	D1	OE 479101292R; Position: front axle left and right
			SPA169	Coolant temperature sensor	E3	OE 226309418R
			SPA183	Coolant temperature sensor	E3	OE 226301872R
			1.5 dCi 75	55	10/10 →	SAD035
SAC103	Camshaft sensor	B2				OE 237310776R
SAG209	Crankshaft sensor	B3				OE 8200885209
MWSS010	ABS sensor	D1				OE 479000735R; Position: left rear
MWSS011	ABS sensor	D1				OE 479009927R; Position: right rear
MWSS017	ABS sensor	D1				OE 479101292R; Position: front axle left and right
1.5 dCi 90	65	10/10 →	SAD035	Knock sensor	B1	OE 7700866055
			SAC103	Camshaft sensor	B2	OE 237310776R
			SPA169	Coolant temperature sensor	E3	OE 226309418R
1.6 (JP03, JP0B, JP0U, JP0Y, JP1G)	82	12/04 →	IATS04	Air temperature sensor	A1	OE 7700101451
			APS85	Intake pressure sensor	A3	OE 8200105165
			SAD035	Knock sensor	B1	OE 7700866055
			SAC010	Camshaft sensor	B2	OE 7701058077
			SAC077	Camshaft sensor	B2	OE 8200454170
			SAC103	Camshaft sensor	B2	OE 237310776R
			SAG028	Crankshaft sensor	B3	OE 9635057280
			SAG163	Crankshaft sensor	B3	OE 8200643171
			MWSS010	ABS sensor	D1	OE 479000735R; Position: left rear
			MWSS011	ABS sensor	D1	OE 479009927R; Position: right rear
		MWSS017	ABS sensor	D1	OE 479101292R; Position: front axle left and right	
		12/04 → 01/05	SPA108	Coolant temperature sensor	E3	OE 226306024R
			SPA169	Coolant temperature sensor	E3	OE 226309418R
12/04 →	SPA183	Coolant temperature sensor	E3	OE 226301872R		
1.6 (JP0L, JP0V)	65	12/04 →	IATS04	Air temperature sensor	A1	OE 7700101451
			APS85	Intake pressure sensor	A3	OE 8200105165
			SAD035	Knock sensor	B1	OE 7700866055
			SAC010	Camshaft sensor	B2	OE 7701058077
			SAC077	Camshaft sensor	B2	OE 8200454170
			SAC103	Camshaft sensor	B2	OE 237310776R
			SAG163	Crankshaft sensor	B3	OE 8200643171
	12/04 → 12/06	MWSS010	ABS sensor	D1	OE 479000735R; Position: left rear	
		MWSS011	ABS sensor	D1	OE 479009927R; Position: right rear	
		MWSS017	ABS sensor	D1	OE 479101292R; Position: front axle left and right	

	KW			DESCRIPTION	TYPE	
RENAULT						
MODUS / GRAND MODUS (F/JP0_)						
1.6 (JP0L, JP0V)	65	12/04 →	SPA169	Coolant temperature sensor	E3	OE 226309418R
			SPA183	Coolant temperature sensor	E3	OE 226301872R
RAPID Furgonato (F40_ G40_)						
1.2 (F406, G40A)	40	09/91 → 03/98	SAG158	Crankshaft sensor	B3	OE 7700728637
1.4 (F402)	43	07/85 → 08/91	SAG095	Crankshaft sensor	B3	OE 7700739791
1.4 (F40D)	58	01/94 → 03/98	SAG095	Crankshaft sensor	B3	OE 7700739791
1.4 (F40M)	44	03/86 → 08/91	SAG095	Crankshaft sensor	B3	OE 7700739791
1.4 (F40U, F40V)	55	09/91 → 03/98	SAG095	Crankshaft sensor	B3	OE 7700739791
1.4 Cat (F407)	43	08/88 → 03/98	SAG095	Crankshaft sensor	B3	OE 7700739791
			SAG158	Crankshaft sensor	B3	OE 7700728637
1.4 RN	44	09/91 → 08/93	SAG095	Crankshaft sensor	B3	OE 7700739791
SAFRANE I (B54_)						
2.0 (B540)	77	11/92 → 07/96	SAG158	Crankshaft sensor	B3	OE 7700728637
2.0 12V (B542, B54E)	97	04/92 → 07/96	SAG158	Crankshaft sensor	B3	OE 7700728637
2.2 (B541)	79	04/92 → 07/96	SAG158	Crankshaft sensor	B3	OE 7700728637
2.2 (B543)	101	04/92 → 07/96	SAG158	Crankshaft sensor	B3	OE 7700728637
3.0	125	02/93 → 06/96	SAG158	Crankshaft sensor	B3	OE 7700728637
3.0 Biturbo 4x4 (B545)	193	02/93 → 07/96	SAG158	Crankshaft sensor	B3	OE 7700728637
3.0 V6 (B54B, B544)	123	12/92 → 07/96	SAG158	Crankshaft sensor	B3	OE 7700728637
3.0 V6 4x4 (B54B, B544)	123	12/92 → 07/96	SAG158	Crankshaft sensor	B3	OE 7700728637
SAFRANE II (B54_)						
2.5 20V (B54F)	121	07/96 → 12/00	SAG084	Crankshaft sensor	B3	OE 7433547699
3.0 V6 (B54M)	123	07/96 → 12/00	SAG158	Crankshaft sensor	B3	OE 7700728637
SCÉNIC I MPV / Space wagon (JA0/1_ FA0_)						
1.4 16V (JA0D, JA1H, Ja0W, JA10)	70	09/99 → 08/03	IATS04	Air temperature sensor	A1	OE 7700101451
			KITPF1C	Throttle position sensors	A2	OE 7701044743
			APS85	Intake pressure sensor	A3	OE 8200105165
			SAD035	Knock sensor	B1	OE 7700866055
			SAG159	Crankshaft sensor	B3	OE 7700101970
			SAG160	Crankshaft sensor	B3	OE 8200647554
			SAG279	Crankshaft sensor	B3	OE 7700116378
			SAG280	Crankshaft sensor	B3	OE 7700100008
			MWSS161	ABS sensor	D1	OE 7700429113; Position: front axle left and right
			MWSS162	ABS sensor	D1	OE 7700432672; Position: left rear
1.6 (JA00, JA16, JA15, JA19, JA1V, JA2B, JA2C, JA0B)	79	09/99 → 09/03	IATS04	Air temperature sensor	A1	OE 7700101451
			APS85	Intake pressure sensor	A3	OE 8200105165
			SAD035	Knock sensor	B1	OE 7700866055
			SAG160	Crankshaft sensor	B3	OE 8200647554
			MWSS161	ABS sensor	D1	OE 7700429113; Position: front axle left and right
			MWSS162	ABS sensor	D1	OE 7700432672; Position: left rear
			MWSS163	ABS sensor	D1	OE 7700432671; Position: right rear
			SPA108	Coolant temperature sensor	E3	OE 226306024R
1.6 BiFuel (JA04)	79	09/99 → 04/01	APS85	Intake pressure sensor	A3	OE 8200105165
			SAG160	Crankshaft sensor	B3	OE 8200647554
1.9 dCi (JA05, JA1F)	75	09/99 → 08/03	APS34	Intake pressure sensor	A3	OE 7700111957
			APS37	Intake pressure sensor	A3	OE 223657266R
			SAG028	Crankshaft sensor	B3	OE 9635057280
			SAG131	Crankshaft sensor	B3	OE 7700300992
			SAG140	Crankshaft sensor	B3	OE 7700414694
			SAG153	Crankshaft sensor	B3	OE 7700103486
			SAG161	Crankshaft sensor	B3	OE 6001545512

	KW			DESCRIPTION	TYPE	
RENAULT						
SCÉNIC I MPV / Space wagon (JA0/1_, FA0_)						
1.9 dCi (JA05, JA1F)	75	09/99 → 08/03	SAG279	Crankshaft sensor	B3	OE 7700116378
			SAG280	Crankshaft sensor	B3	OE 7700100008
			MWSS161	ABS sensor	D1	OE 7700429113; Position: front axle left and right
			MWSS162	ABS sensor	D1	OE 7700432672; Position: left rear
			MWSS163	ABS sensor	D1	OE 7700432671; Position: right rear
			SPA169	Coolant temperature sensor	E3	OE 226309418R
			APS132	Fuel pressure sensor	F2	OE 5010450300*
1.9 dCi RX4	75	11/00 → 08/03	APS34	Intake pressure sensor	A3	OE 7700111957
			APS37	Intake pressure sensor	A3	OE 223657266R
			SAG131	Crankshaft sensor	B3	OE 7700300992
			SAG153	Crankshaft sensor	B3	OE 7700103486
			SAG161	Crankshaft sensor	B3	OE 6001545512
			SAG280	Crankshaft sensor	B3	OE 7700100008
			MWSS161	ABS sensor	D1	OE 7700429113; Position: front axle left and right
			SPA169	Coolant temperature sensor	E3	OE 226309418R
			APS132	Fuel pressure sensor	F2	OE 5010450300*
1.9 dTi (JA0N)	72	09/99 → 08/03	SAG028	Crankshaft sensor	B3	OE 9635057280
			SAG114	Crankshaft sensor	B3	OE 7700100650
			SAG131	Crankshaft sensor	B3	OE 7700300992
			SAG140	Crankshaft sensor	B3	OE 7700414694
			SAG161	Crankshaft sensor	B3	OE 6001545512
			SAG279	Crankshaft sensor	B3	OE 7700116378
			SAG280	Crankshaft sensor	B3	OE 7700100008
			MWSS161	ABS sensor	D1	OE 7700429113; Position: front axle left and right
			MWSS162	ABS sensor	D1	OE 7700432672; Position: left rear
			MWSS163	ABS sensor	D1	OE 7700432671; Position: right rear
			SPA169	Coolant temperature sensor	E3	OE 226309418R
			SPA176	Coolant temperature sensor	E3	OE 7700865290
			1.9 dTi (JA1U)	59	02/01 → 08/03	SAG153
SAG161	Crankshaft sensor	B3				OE 6001545512
SAG279	Crankshaft sensor	B3				OE 7700116378
MWSS161	ABS sensor	D1				OE 7700429113; Position: front axle left and right
MWSS162	ABS sensor	D1				OE 7700432672; Position: left rear
MWSS163	ABS sensor	D1				OE 7700432671; Position: right rear
SPA169	Coolant temperature sensor	E3				OE 226309418R
2.0 16V (JA1B, JA1D)	102	07/00 → 08/03	IATS04	Air temperature sensor	A1	OE 7700101451
			KITPF1C	Throttle position sensors	A2	OE 7701044743
			APS85	Intake pressure sensor	A3	OE 8200105165
			SAD035	Knock sensor	B1	OE 7700866055
			SAG028	Crankshaft sensor	B3	OE 9635057280
			SAG103	Crankshaft sensor	B3	OE 8200647556
			SAG140	Crankshaft sensor	B3	OE 7700414694
			SAG143	Crankshaft sensor	B3	OE 7700108073
			SAG159	Crankshaft sensor	B3	OE 7700101970
			SAG160	Crankshaft sensor	B3	OE 8200647554
			SAG279	Crankshaft sensor	B3	OE 7700116378
			SAG280	Crankshaft sensor	B3	OE 7700100008
			MWSS162	ABS sensor	D1	OE 7700432672; Position: left rear
			MWSS163	ABS sensor	D1	OE 7700432671; Position: right rear
			SPA108	Coolant temperature sensor	E3	OE 226306024R
SPA169	Coolant temperature sensor	E3	OE 226309418R			



kW



DESCRIPTION

TYPE


RENAULT
SCÉNIC II (JM0/1_)

1.4 (JM0B, JM0H, JM1A)	72	06/03 → 11/08	IATS04	Air temperature sensor	A1	OE 7700101451
			APS85	Intake pressure sensor	A3	OE 8200105165
			SAD035	Knock sensor	B1	OE 7700866055
			SAG159	Crankshaft sensor	B3	OE 7700101970
			SAG160	Crankshaft sensor	B3	OE 8200647554
	06/03 → 01/05	MWSS072	ABS sensor	D1	OE 8200043135; Position: front axle left and right	
	06/03 → 12/05	MWSS073	ABS sensor	D1	OE 8200043136; Position: rear axle left and right	
	02/05 → 12/05	MWSS074	ABS sensor	D1	OE 8200446282; Position: front axle left and right	
	01/06 → 03/09	MWSS075	ABS sensor	D1	OE 8200404460; Position: front axle left and right	
		MWSS076	ABS sensor	D1	OE 8200416683; Position: rear axle left and right	
	06/03 → 11/08	SPA108	Coolant temperature sensor	E3	OE 226306024R	
		SPA169	Coolant temperature sensor	E3	OE 226309418R	
SPA183		Coolant temperature sensor	E3	OE 226301872R		
1.5 dCi (JM02, JM13)	74	11/03 → 08/05	APS85	Intake pressure sensor	A3	OE 8200105165
			SAD035	Knock sensor	B1	OE 7700866055
			SAC010	Camshaft sensor	B2	OE 7701058077
			SAC077	Camshaft sensor	B2	OE 8200454170
			SAG028	Crankshaft sensor	B3	OE 9635057280
			SAG235	Crankshaft sensor	B3	OE 8200187804
	11/03 → 01/05	MWSS072	ABS sensor	D1	OE 8200043135; Position: front axle left and right	
	11/03 → 12/05	MWSS073	ABS sensor	D1	OE 8200043136; Position: rear axle left and right	
	02/05 → 12/05	MWSS074	ABS sensor	D1	OE 8200446282; Position: front axle left and right	
	01/06 → 03/09	MWSS075	ABS sensor	D1	OE 8200404460; Position: front axle left and right	
		MWSS076	ABS sensor	D1	OE 8200416683; Position: rear axle left and right	
	11/03 → 01/05	SPA108	Coolant temperature sensor	E3	OE 226306024R	
11/03 → 08/05	SPA169	Coolant temperature sensor	E3	OE 226309418R		
	APS51	Fuel pressure sensor	F2	OE 223658143R		
1.5 dCi (JM0F)	60	06/03 → 05/06	APS85	Intake pressure sensor	A3	OE 8200105165
			SAD035	Knock sensor	B1	OE 7700866055
			SAC010	Camshaft sensor	B2	OE 7701058077
			SAC077	Camshaft sensor	B2	OE 8200454170
			SAG161	Crankshaft sensor	B3	OE 6001545512
	06/03 → 01/05	MWSS072	ABS sensor	D1	OE 8200043135; Position: front axle left and right	
	06/03 → 12/05	MWSS073	ABS sensor	D1	OE 8200043136; Position: rear axle left and right	
	02/05 → 12/05	MWSS074	ABS sensor	D1	OE 8200446282; Position: front axle left and right	
	01/06 → 03/09	MWSS075	ABS sensor	D1	OE 8200404460; Position: front axle left and right	
		MWSS076	ABS sensor	D1	OE 8200416683; Position: rear axle left and right	
	06/03 → 01/05	SPA108	Coolant temperature sensor	E3	OE 226306024R	
	06/03 → 05/06	SPA169	Coolant temperature sensor	E3	OE 226309418R	
APS51		Fuel pressure sensor	F2	OE 223658143R		

	KW			DESCRIPTION	TYPE			
RENAULT								
SCÉNIC II (JM0/1_)								
1.5 dCi (JM1E, JM16)	78	05/05 → 11/08	APS85	Intake pressure sensor	A3	OE 8200105165		
			SAD035	Knock sensor	B1	OE 7700866055		
			SAC010	Camshaft sensor	B2	OE 7701058077		
			SAC077	Camshaft sensor	B2	OE 8200454170		
			SAG235	Crankshaft sensor	B3	OE 8200187804		
		05/05 → 12/05	MWSS073	ABS sensor	D1	OE 8200043136; Position: rear axle left and right		
			MWSS074	ABS sensor	D1	OE 8200446282; Position: front axle left and right		
		01/06 → 03/09	MWSS075	ABS sensor	D1	OE 8200404460; Position: front axle left and right		
			MWSS076	ABS sensor	D1	OE 8200416683; Position: rear axle left and right		
		05/05 → 11/08	SPA169	Coolant temperature sensor	E3	OE 226309418R		
			APS51	Fuel pressure sensor	F2	OE 223658143R		
		1.5 dCi (JM1F)	63	05/05 → 11/08	IATS04/01	Air temperature sensor	A1	OE 165802799R
					APS85	Intake pressure sensor	A3	OE 8200105165
					SAD035	Knock sensor	B1	OE 7700866055
SAC010	Camshaft sensor				B2	OE 7701058077		
SAC077	Camshaft sensor				B2	OE 8200454170		
SAG161	Crankshaft sensor				B3	OE 6001545512		
SAG235	Crankshaft sensor				B3	OE 8200187804		
05/05 → 12/05	MWSS073			ABS sensor	D1	OE 8200043136; Position: rear axle left and right		
	MWSS074			ABS sensor	D1	OE 8200446282; Position: front axle left and right		
01/06 → 03/09	MWSS075			ABS sensor	D1	OE 8200404460; Position: front axle left and right		
	MWSS076			ABS sensor	D1	OE 8200416683; Position: rear axle left and right		
05/05 → 11/08	SPA169			Coolant temperature sensor	E3	OE 226309418R		
	APS51			Fuel pressure sensor	F2	OE 223658143R		
1.6 (JM0C, JM0J, JM1B)	83			06/03 → 10/06	IATS04	Air temperature sensor	A1	OE 7700101451
		APS85	Intake pressure sensor		A3	OE 8200105165		
		SAD035	Knock sensor		B1	OE 7700866055		
		SAC010	Camshaft sensor		B2	OE 7701058077		
		SAC077	Camshaft sensor		B2	OE 8200454170		
		SAG028	Crankshaft sensor		B3	OE 9635057280		
		SAG103	Crankshaft sensor		B3	OE 8200647556		
		SAG143	Crankshaft sensor		B3	OE 7700108073		
		SAG159	Crankshaft sensor		B3	OE 7700101970		
		SAG160	Crankshaft sensor		B3	OE 8200647554		
		SAG280	Crankshaft sensor	B3	OE 7700100008			
		06/03 → 01/05	MWSS072	ABS sensor	D1	OE 8200043135; Position: front axle left and right		
		06/03 → 12/05	MWSS073	ABS sensor	D1	OE 8200043136; Position: rear axle left and right		
		02/05 → 12/05	MWSS074	ABS sensor	D1	OE 8200446282; Position: front axle left and right		
		01/06 → 03/09	MWSS075	ABS sensor	D1	OE 8200404460; Position: front axle left and right		
			MWSS076	ABS sensor	D1	OE 8200416683; Position: rear axle left and right		
		06/03 → 10/06	SPA108	Coolant temperature sensor	E3	OE 226306024R		
			SPA169	Coolant temperature sensor	E3	OE 226309418R		

	kw			DESCRIPTION	TYPE	
RENAULT						
SCÉNIC II (JM0/1_)						
1.6 (JM0C, JM0J, JM1B)	83	06/03 → 10/06	SPA183	Coolant temperature sensor	E3	OE 226301872R
1.6 16V (JM1R)	82	10/05 → 11/08	IATS04	Air temperature sensor	A1	OE 7700101451
			APS85	Intake pressure sensor	A3	OE 8200105165
			SAD035	Knock sensor	B1	OE 7700866055
			SAC010	Camshaft sensor	B2	OE 7701058077
			SAC077	Camshaft sensor	B2	OE 8200454170
			SAG028	Crankshaft sensor	B3	OE 9635057280
			SAG159	Crankshaft sensor	B3	OE 7700101970
			SAG160	Crankshaft sensor	B3	OE 8200647554
		10/05 → 03/09	SAG280	Crankshaft sensor	B3	OE 7700100008
			MWSS075	ABS sensor	D1	OE 8200404460; Position: front axle left and right
		10/05 → 11/08	MWSS076	ABS sensor	D1	OE 8200416683; Position: rear axle left and right
			SPA108	Coolant temperature sensor	E3	OE 226306024R
			SPA169	Coolant temperature sensor	E3	OE 226309418R
		1.9 dCi	92	06/03 → 11/08	SPA183	Coolant temperature sensor
APS67	Intake pressure sensor				A3	OE 223650754R
SAG153	Crankshaft sensor				B3	OE 7700103486
SAG246	Crankshaft sensor				B3	OE 7700113552
06/03 → 01/05	SAG277	Crankshaft sensor	B3	OE 8200676078		
	MWSS072	ABS sensor	D1	OE 8200043135; Position: front axle left and right		
06/03 → 11/08	APS134	Fuel pressure sensor	F2	OE 5001867660		
1.9 dCi (JM0G, JM12, JM1G, JM2C)	88	06/03 → 05/06	APS134	Fuel pressure sensor	F2	OE 5001867660
			SAG153	Crankshaft sensor	B3	OE 7700103486
			SAG246	Crankshaft sensor	B3	OE 7700113552
		06/03 → 01/05	SAG277	Crankshaft sensor	B3	OE 8200676078
			MWSS072	ABS sensor	D1	OE 8200043135; Position: front axle left and right
		06/03 → 12/05	MWSS073	ABS sensor	D1	OE 8200043136; Position: rear axle left and right
		02/05 → 12/05	MWSS074	ABS sensor	D1	OE 8200446282; Position: front axle left and right
		01/06 → 03/09	MWSS075	ABS sensor	D1	OE 8200404460; Position: front axle left and right
			MWSS076	ABS sensor	D1	OE 8200416683; Position: rear axle left and right
		06/03 → 01/05	SPA108	Coolant temperature sensor	E3	OE 226306024R
			SPA169	Coolant temperature sensor	E3	OE 226309418R
			SPA183	Coolant temperature sensor	E3	OE 226301872R
			APS132	Fuel pressure sensor	F2	OE 5010450300*
			APS136	Fuel pressure sensor	F2	OE 7701068400
1.9 dCi (JM14)	96	05/05 → 11/08	APS67	Intake pressure sensor	A3	OE 223650754R
			SAG028	Crankshaft sensor	B3	OE 9635057280
			SAG153	Crankshaft sensor	B3	OE 7700103486
			SAG246	Crankshaft sensor	B3	OE 7700113552
			SAG277	Crankshaft sensor	B3	OE 8200676078
05/05 → 12/05	MWSS073	ABS sensor	D1	OE 8200043136; Position: rear axle left and right		
	MWSS074	ABS sensor	D1	OE 8200446282; Position: front axle left and right		
01/06 → 03/09	MWSS075	ABS sensor	D1	OE 8200404460; Position: front axle left and right		
	MWSS076	ABS sensor	D1	OE 8200416683; Position: rear axle left and right		

	KW			DESCRIPTION	TYPE	
RENAULT						
SCÉNIC II (JM0/1_)						
1.9 dCi (JM14)	96	05/05 → 11/08	SPA169	Coolant temperature sensor	E3	OE 226309418R
			SPA183	Coolant temperature sensor	E3	OE 226301872R
			APS134	Fuel pressure sensor	F2	OE 5001867660
2.0 (JM05, JM0U, JM1N, JM1U, JM2V)	99	06/03 → 06/09	IATS04/01	Air temperature sensor	A1	OE 165802799R
			APS28	Intake pressure sensor	A3	OE 7700106886
			APS85	Intake pressure sensor	A3	OE 8200105165
			SAD035	Knock sensor	B1	OE 7700866055
			SAC077	Camshaft sensor	B2	OE 8200454170
			SAG028	Crankshaft sensor	B3	OE 9635057280
			SAG203	Crankshaft sensor	B3	OE 8200260327
			SAG280	Crankshaft sensor	B3	OE 7700100008
		06/03 → 01/05	MWSS072	ABS sensor	D1	OE 8200043135; Position: front axle left and right
		06/03 → 12/05	MWSS073	ABS sensor	D1	OE 8200043136; Position: rear axle left and right
		02/05 → 12/05	MWSS074	ABS sensor	D1	OE 8200446282; Position: front axle left and right
		01/06 → 03/09	MWSS075	ABS sensor	D1	OE 8200404460; Position: front axle left and right
			MWSS076	ABS sensor	D1	OE 8200416683; Position: rear axle left and right
06/03 → 06/09	SPA108	Coolant temperature sensor	E3	OE 226306024R		
	SPA147	Coolant temperature sensor	E3	OE 226300007R		
2.0 dCi (JM1K)	110	09/05 → 11/08	APS85	Intake pressure sensor	A3	OE 8200105165
			SAC077	Camshaft sensor	B2	OE 8200454170
			SAG285	Crankshaft sensor	B3	OE 7701065844
		09/05 → 12/05	MWSS073	ABS sensor	D1	OE 8200043136; Position: rear axle left and right
			MWSS074	ABS sensor	D1	OE 8200446282; Position: front axle left and right
		01/06 → 03/09	MWSS075	ABS sensor	D1	OE 8200404460; Position: front axle left and right
			MWSS076	ABS sensor	D1	OE 8200416683; Position: rear axle left and right
		09/05 → 11/08	SPA183	Coolant temperature sensor	E3	OE 226301872R
			APS46	Fuel pressure sensor	F2	OE 1320802
		SCÉNIC III (JZ0/1_)				
1.2 TCe	85	04/12 →	APS99	Intake pressure sensor	A3	OE 223650001R
			SAC103	Camshaft sensor	B2	OE 237310776R
			MWSS118	ABS sensor	D1	OE 479100004R; Position: front axle left and right
			MWSS119	ABS sensor	D1	OE 479000010R; Position: rear axle left and right
1.2 TCe (JZ16)	97	01/13 →	APS99	Intake pressure sensor	A3	OE 223650001R
			SAC103	Camshaft sensor	B2	OE 237310776R
			MWSS118	ABS sensor	D1	OE 479100004R; Position: front axle left and right
			MWSS119	ABS sensor	D1	OE 479000010R; Position: rear axle left and right
1.4 16V (JZ0F, JZ1V)	96	05/09 →	APS99	Intake pressure sensor	A3	OE 223650001R
		02/09 →	MWSS118	ABS sensor	D1	OE 479100004R; Position: front axle left and right
			MWSS119	ABS sensor	D1	OE 479000010R; Position: rear axle left and right
			SPA183	Coolant temperature sensor	E3	OE 226301872R

	KW			DESCRIPTION	TYPE	
RENAULT						
SCÉNIC III (JZ0/1_)						
1.5 dCi	81	04/09 →	SAD035	Knock sensor	B1	OE 7700866055
			SAC103	Camshaft sensor	B2	OE 237310776R
			SAG209	Crankshaft sensor	B3	OE 8200885209
			SPS012	Exhaust gas pressure sensor	C2	OE 208155642R
			MWSS118	ABS sensor	D1	OE 479100004R; Position: front axle left and right
			MWSS119	ABS sensor	D1	OE 479000010R; Position: rear axle left and right
			SPA169	Coolant temperature sensor	E3	OE 226309418R
	78	02/09 →	SAD035	Knock sensor	B1	OE 7700866055
			SAC103	Camshaft sensor	B2	OE 237310776R
			SAG209	Crankshaft sensor	B3	OE 8200885209
			SAG235	Crankshaft sensor	B3	OE 8200187804
			MWSS118	ABS sensor	D1	OE 479100004R; Position: front axle left and right
			MWSS119	ABS sensor	D1	OE 479000010R; Position: rear axle left and right
			SPA169	Coolant temperature sensor	E3	OE 226309418R
1.5 dCi (JZ02, JZ0R)	70	11/10 →	SAD035	Knock sensor	B1	OE 7700866055
			SAC103	Camshaft sensor	B2	OE 237310776R
			SAG209	Crankshaft sensor	B3	OE 8200885209
			MWSS118	ABS sensor	D1	OE 479100004R; Position: front axle left and right
			MWSS119	ABS sensor	D1	OE 479000010R; Position: rear axle left and right
			SPA169	Coolant temperature sensor	E3	OE 226309418R
1.6 16V (JZ0U, JZ1B)	81	02/09 →	IATS04	Air temperature sensor	A1	OE 7700101451
			APS85	Intake pressure sensor	A3	OE 8200105165
			SAD035	Knock sensor	B1	OE 7700866055
			SAC103	Camshaft sensor	B2	OE 237310776R
			MWSS118	ABS sensor	D1	OE 479100004R; Position: front axle left and right
			MWSS119	ABS sensor	D1	OE 479000010R; Position: rear axle left and right
			SPA169	Coolant temperature sensor	E3	OE 226309418R
1.6 dCi (JZ00, JZ12)	96	04/11 →	SAC103	Camshaft sensor	B2	OE 237310776R
			SAG209	Crankshaft sensor	B3	OE 8200885209
			SPS012	Exhaust gas pressure sensor	C2	OE 208155642R
			MWSS118	ABS sensor	D1	OE 479100004R; Position: front axle left and right
			MWSS119	ABS sensor	D1	OE 479000010R; Position: rear axle left and right
			SPA147	Coolant temperature sensor	E3	OE 226300007R
1.9 dCi (JZ0), JZ1J, JZ1K, JZ1S)	96	02/09 →	SAC077	Camshaft sensor	B2	OE 8200454170
			SAG153	Crankshaft sensor	B3	OE 7700103486
			SAG209	Crankshaft sensor	B3	OE 8200885209
			MWSS118	ABS sensor	D1	OE 479100004R; Position: front axle left and right
			MWSS119	ABS sensor	D1	OE 479000010R; Position: rear axle left and right
			SPA169	Coolant temperature sensor	E3	OE 226309418R
			APS46	Fuel pressure sensor	F2	OE 1320802
SPORT SPIDER (EF0_)						
2.0	108	12/95 → 08/96	SAG158	Crankshaft sensor	B3	OE 7700728637
2.0 16V	110	03/95 → 10/99	SAG158	Crankshaft sensor	B3	OE 7700728637

	KW			DESCRIPTION	TYPE	
RENAULT						
SUPER 5 (B/C40_)						
1.2 (B/C40F)	40	01/87 → 08/90	SAG095	Crankshaft sensor	B3	OE 7700739791
1.4 (B/C402)	43	10/84 → 06/88	SAG095	Crankshaft sensor	B3	OE 7700739791
1.4 (B/C403)	52	10/84 → 07/89	SAG095	Crankshaft sensor	B3	OE 7700739791
1.4 (B/C40J)	49	06/87 → 07/89	SAG095	Crankshaft sensor	B3	OE 7700739791
1.4 (B/C40M)	44	06/87 → 08/90	SAG095	Crankshaft sensor	B3	OE 7700739791
1.4 Cat (B/C/407)	43	10/85 → 12/96	SAG095	Crankshaft sensor	B3	OE 7700739791
			SAG158	Crankshaft sensor	B3	OE 7700728637
1.4 Turbo (C405)	88	04/85 → 08/90	SAG095	Crankshaft sensor	B3	OE 7700739791
			SAG158	Crankshaft sensor	B3	OE 7700728637
1.7 (B/C408)	54	10/86 → 03/95	SAG095	Crankshaft sensor	B3	OE 7700739791
			SAG158	Crankshaft sensor	B3	OE 7700728637
1.7 (B/C40K, B/C40G)	64	06/87 → 03/95	SAG095	Crankshaft sensor	B3	OE 7700739791
1.7 i (C409)	69	10/86 → 08/91	SAG095	Crankshaft sensor	B3	OE 7700739791
			SAG158	Crankshaft sensor	B3	OE 7700728637
TALISMAN (L2M_)						
1.6 dCi 130	96	11/15 →	SPA147	Coolant temperature sensor	E3	OE 226300007R
1.6 dCi 160	118	06/15 →	SPA147	Coolant temperature sensor	E3	OE 226300007R
THALIA I (LB_)						
1.4	55	08/00 →	IATS04	Air temperature sensor	A1	OE 7700101451
			APS85	Intake pressure sensor	A3	OE 8200105165
			SAD035	Knock sensor	B1	OE 7700866055
			SAG140	Crankshaft sensor	B3	OE 7700414694
			SAG159	Crankshaft sensor	B3	OE 7700101970
			SAG163	Crankshaft sensor	B3	OE 8200643171
		12/02 → 10/07	MWSS006	ABS sensor	D1	OE 8200186294; Position: front axle left and right
		08/00 →	SPA108	Coolant temperature sensor	E3	OE 226306024R
TRAFIC Autobus (TXW)						
1.7	50	08/92 → 08/94	SAG095	Crankshaft sensor	B3	OE 7700739791
TRAFIC Furgonato (TXX)						
1.7	50	08/92 → 08/94	SAG095	Crankshaft sensor	B3	OE 7700739791
TRAFIC II Autobus (JL)						
1.9 dCi 100 (JLOC)	74	03/01 →	APS34	Intake pressure sensor	A3	OE 7700111957
			APS37	Intake pressure sensor	A3	OE 223657266R
			APS85	Intake pressure sensor	A3	OE 8200105165
			SAG153	Crankshaft sensor	B3	OE 7700103486
			SAG246	Crankshaft sensor	B3	OE 7700113552
			SAG277	Crankshaft sensor	B3	OE 8200676078
		03/01 → 01/05	SPA108	Coolant temperature sensor	E3	OE 226306024R
		03/01 →	SPA169	Coolant temperature sensor	E3	OE 226309418R
			APS132	Fuel pressure sensor	F2	OE 5010450300*
			APS136	Fuel pressure sensor	F2	OE 7701068400
SAC077	Camshaft sensor		B2	OE 8200454170		
2.0 dCi 115 (JLOH)	84	08/06 →	SAG153	Crankshaft sensor	B3	OE 7700103486
			CVS02	Crankshaft sensor	B3	OE 319359125R
			SPA183	Coolant temperature sensor	E3	OE 226301872R
			APS46	Fuel pressure sensor	F2	OE 1320802
			SAC077	Camshaft sensor	B2	OE 8200454170
2.0 dCi 90 (JLOH)	66	08/06 →	SAG153	Crankshaft sensor	B3	OE 7700103486
			CVS02	Crankshaft sensor	B3	OE 319359125R
			SPA183	Coolant temperature sensor	E3	OE 226301872R
			APS46	Fuel pressure sensor	F2	OE 1320802
			SAC077	Camshaft sensor	B2	OE 8200454170



kW



PARTS & SERVICES

DESCRIPTION

TYPE


RENAULT
TRAFIC II Furgonato (FL)

1.9 dCi 100 (FL0C)	74	03/01 →	APS34	Intake pressure sensor	A3	OE 7700111957
			APS37	Intake pressure sensor	A3	OE 223657266R
			APS85	Intake pressure sensor	A3	OE 8200105165
			SAG153	Crankshaft sensor	B3	OE 7700103486
			SAG246	Crankshaft sensor	B3	OE 7700113552
			SAG277	Crankshaft sensor	B3	OE 8200676078
		03/01 → 01/05	SPA108	Coolant temperature sensor	E3	OE 226306024R
		03/01 →	SPA169	Coolant temperature sensor	E3	OE 226309418R
	APS132		Fuel pressure sensor	F2	OE 5010450300*	
			APS136	Fuel pressure sensor	F2	OE 7701068400
1.9 dCi 80 (FL0B)	60	03/01 →	APS34	Intake pressure sensor	A3	OE 7700111957
			APS37	Intake pressure sensor	A3	OE 223657266R
			SAG153	Crankshaft sensor	B3	OE 7700103486
			SAG246	Crankshaft sensor	B3	OE 7700113552
			SAG277	Crankshaft sensor	B3	OE 8200676078
				03/01 → 01/05	SPA108	Coolant temperature sensor
		03/01 →	SPA169	Coolant temperature sensor	E3	OE 226309418R
	APS132		Fuel pressure sensor	F2	OE 5010450300*	
			APS136	Fuel pressure sensor	F2	OE 7701068400
	2.0 dCi 115 (FL01, FL0U)	84	08/06 →	SAC077	Camshaft sensor	B2
SAG153				Crankshaft sensor	B3	OE 7700103486
CVS02				Crankshaft sensor	B3	OE 319359125R
SPA183				Coolant temperature sensor	E3	OE 226301872R
APS46				Fuel pressure sensor	F2	OE 1320802
2.0 dCi 90 (FL0H)	66	08/06 →	SAC077	Camshaft sensor	B2	OE 8200454170
			SAG153	Crankshaft sensor	B3	OE 7700103486
			CVS02	Crankshaft sensor	B3	OE 319359125R
			SPA183	Coolant temperature sensor	E3	OE 226301872R
			APS46	Fuel pressure sensor	F2	OE 1320802
2.5 dCi 135 (FL0D)	99	05/03 →	APS23	Intake pressure sensor	A3	OE 223653795R
			APS85	Intake pressure sensor	A3	OE 8200105165
			SAG153	Crankshaft sensor	B3	OE 7700103486
			CVS02	Crankshaft sensor	B3	OE 319359125R
		05/03 → 01/05	SPA108	Coolant temperature sensor	E3	OE 226306024R
	SPA169		Coolant temperature sensor	E3	OE 226309418R	
		05/03 →	SPA183	Coolant temperature sensor	E3	OE 226301872R
	APS136		Fuel pressure sensor	F2	OE 7701068400	
2.5 dCi 145 (FL0J)	107	08/06 →	SAG153	Crankshaft sensor	B3	OE 7700103486
			CVS02	Crankshaft sensor	B3	OE 319359125R
			SPA169	Coolant temperature sensor	E3	OE 226309418R
			SPA183	Coolant temperature sensor	E3	OE 226301872R

TRAFIC II Pianale piatto/Telaio (EL)

1.9 dCi 100 (EL0C)	74	03/01 →	APS34	Intake pressure sensor	A3	OE 7700111957
			APS37	Intake pressure sensor	A3	OE 223657266R
			APS85	Intake pressure sensor	A3	OE 8200105165
			SAG153	Crankshaft sensor	B3	OE 7700103486
			SAG246	Crankshaft sensor	B3	OE 7700113552
			SAG277	Crankshaft sensor	B3	OE 8200676078
		09/01 → 01/05	SPA108	Coolant temperature sensor	E3	OE 226306024R
		03/01 →	SPA169	Coolant temperature sensor	E3	OE 226309418R
	APS132		Fuel pressure sensor	F2	OE 5010450300*	
			APS136	Fuel pressure sensor	F2	OE 7701068400
1.9 dCi 80 (EL0B)	60	03/01 →	APS37	Intake pressure sensor	A3	OE 223657266R
			SAG153	Crankshaft sensor	B3	OE 7700103486
			SAG246	Crankshaft sensor	B3	OE 7700113552





	KW			DESCRIPTION	TYPE		
RENAULT							
TRAFIC II Pianale piatto/Telaio (EL)							
1.9 dCi 80 (ELOB)	60	03/01 →	SAG277	Crankshaft sensor	B3	OE 8200676078	
		08/03 → 01/05	SPA108	Coolant temperature sensor	E3	OE 226306024R	
		03/01 →	SPA169	Coolant temperature sensor	E3	OE 226309418R	
			APS132	Fuel pressure sensor	F2	OE 5010450300*	
			APS136	Fuel pressure sensor	F2	OE 7701068400	
2.0 dCi 115 (ELOH)	84	08/06 →	SAC077	Camshaft sensor	B2	OE 8200454170	
			SAG153	Crankshaft sensor	B3	OE 7700103486	
			CVS02	Crankshaft sensor	B3	OE 319359125R	
			SPA183	Coolant temperature sensor	E3	OE 226301872R	
			APS46	Fuel pressure sensor	F2	OE 1320802	
2.0 dCi 90 (ELOH)	66	08/06 →	SAC077	Camshaft sensor	B2	OE 8200454170	
			SAG153	Crankshaft sensor	B3	OE 7700103486	
			CVS02	Crankshaft sensor	B3	OE 319359125R	
			SPA183	Coolant temperature sensor	E3	OE 226301872R	
			APS46	Fuel pressure sensor	F2	OE 1320802	
2.5 dCi 135 (EL0D)	99	03/01 →	APS23	Intake pressure sensor	A3	OE 223653795R	
			APS85	Intake pressure sensor	A3	OE 8200105165	
			SAG153	Crankshaft sensor	B3	OE 7700103486	
			CVS02	Crankshaft sensor	B3	OE 319359125R	
		03/03 → 01/05	SPA108	Coolant temperature sensor	E3	OE 226306024R	
		03/01 →	SPA169	Coolant temperature sensor	E3	OE 226309418R	
			SPA183	Coolant temperature sensor	E3	OE 226301872R	
			APS136	Fuel pressure sensor	F2	OE 7701068400	
			TRAFIC III Autobus (JG_)				
1.6 dCi 115 (JGMD)	85		05/14 →	SPS012	Exhaust gas pressure sensor	C2	OE 208155642R
		SPA147		Coolant temperature sensor	E3	OE 226300007R	
1.6 dCi 125 (JGMH)	92	07/15 →	SPA147	Coolant temperature sensor	E3	OE 226300007R	
TRAFIC III Furgonato (FG_)							
1.6 dCi 115 (FGMD)	85	05/14 →	SPS012	Exhaust gas pressure sensor	C2	OE 208155642R	
			SPA147	Coolant temperature sensor	E3	OE 226300007R	
1.6 dCi 120 (FGMB)	88	05/14 →	SPS012	Exhaust gas pressure sensor	C2	OE 208155642R	
			SPA147	Coolant temperature sensor	E3	OE 226300007R	
1.6 dCi 125 (FGMH)	92	07/15 →	SPA147	Coolant temperature sensor	E3	OE 226300007R	
1.6 dCi 95 (FGMJ, FGMR)	70	07/15 →	SPA147	Coolant temperature sensor	E3	OE 226300007R	
TRAFIC III Pianale piatto/Telaio (EG_)							
1.6 dCi 120 (EGMB)	88	06/14 →	SPS012	Exhaust gas pressure sensor	C2	OE 208155642R	
			SPA147	Coolant temperature sensor	E3	OE 226300007R	
1.6 dCi 125 (EGMH)	92	07/15 →	SPA147	Coolant temperature sensor	E3	OE 226300007R	
TRAFIC Pianale piatto/Telaio (PXX)							
1.7	50	05/89 → 08/94	SAG095	Crankshaft sensor	B3	OE 7700739791	
TWINGO I (C06_)							
1.2 (C063, C064)	40	03/93 → 10/96	SAG158	Crankshaft sensor	B3	OE 7700728637	
1.2 (C066, C068)	43	05/96 → 06/97	SAG158	Crankshaft sensor	B3	OE 7700728637	
1.2 (C067)	40	05/96 → 06/97	SAG158	Crankshaft sensor	B3	OE 7700728637	
1.2 16V (C06C, C06D, C06K)	55	01/01 → 06/07	IATS04	Air temperature sensor	A1	OE 7700101451	
			IATS04/01	Air temperature sensor	A1	OE 165802799R	
			APS85	Intake pressure sensor	A3	OE 8200105165	
			SAD035	Knock sensor	B1	OE 7700866055	
			SAG163	Crankshaft sensor	B3	OE 8200643171	
		12/02 → 05/07	MWSS006	ABS sensor	D1	OE 8200186294; Position: front axle left and right	
			MWSS096	ABS sensor	D1	OE 6040004542; Position: left rear	
			MWSS097	ABS sensor	D1	OE 6040004543; Position: right rear	
		01/01 → 06/07	SPA108	Coolant temperature sensor	E3	OE 226306024R	

	KW			DESCRIPTION	TYPE		
RENAULT							
TWINGO II (CN0_)							
1.2 (CN0D)	43	03/07 →	IATS04	Air temperature sensor	A1	OE 7700101451	
			APS44	Intake pressure sensor	A3	OE 7700101762	
			APS85	Intake pressure sensor	A3	OE 8200105165	
			SAD035	Knock sensor	B1	OE 7700866055	
			SAG163	Crankshaft sensor	B3	OE 8200643171	
			CVS02	Crankshaft sensor	B3	OE 319359125R	
			MWSS170	ABS sensor	D1	OE 479100868R; Position: front axle left and right	
			MWSS171	ABS sensor	D1	OE 479005139R; Position: left rear	
			SPA108	Coolant temperature sensor	E3	OE 226306024R	
			SPA147	Coolant temperature sensor	E3	OE 226300007R	
1.2 16V (CN04, CN0A, CN0B)	55	03/07 →	IATS04	Air temperature sensor	A1	OE 7700101451	
			APS85	Intake pressure sensor	A3	OE 8200105165	
			SAD035	Knock sensor	B1	OE 7700866055	
		04/07 →	SAG194	Crankshaft sensor	B3	OE 6001548175	
			03/07 →	MWSS170	ABS sensor	D1	OE 479100868R; Position: front axle left and right
				MWSS171	ABS sensor	D1	OE 479005139R; Position: left rear
				SPA108	Coolant temperature sensor	E3	OE 226306024R
SPA147	Coolant temperature sensor	E3	OE 226300007R				
1.2 16V (CN0K, CN0V)	56	03/07 →	IATS04	Air temperature sensor	A1	OE 7700101451	
			APS85	Intake pressure sensor	A3	OE 8200105165	
			SAD035	Knock sensor	B1	OE 7700866055	
			SAG163	Crankshaft sensor	B3	OE 8200643171	
			MWSS170	ABS sensor	D1	OE 479100868R; Position: front axle left and right	
			MWSS171	ABS sensor	D1	OE 479005139R; Position: left rear	
			SPA108	Coolant temperature sensor	E3	OE 226306024R	
			SPA147	Coolant temperature sensor	E3	OE 226300007R	
1.2 Turbo (CN0C, CN0F)	74	03/07 →	IATS04	Air temperature sensor	A1	OE 7700101451	
			APS23	Intake pressure sensor	A3	OE 223653795R	
			APS85	Intake pressure sensor	A3	OE 8200105165	
			SAD035	Knock sensor	B1	OE 7700866055	
			SAG163	Crankshaft sensor	B3	OE 8200643171	
			MWSS170	ABS sensor	D1	OE 479100868R; Position: front axle left and right	
			MWSS171	ABS sensor	D1	OE 479005139R; Position: left rear	
			SPA108	Coolant temperature sensor	E3	OE 226306024R	
			SPA147	Coolant temperature sensor	E3	OE 226300007R	
			1.5 dCi (CN0E)	47	03/07 →	IATS04/01	Air temperature sensor
APS37	Intake pressure sensor	A3				OE 223657266R	
SAD035	Knock sensor	B1				OE 7700866055	
SAC010	Camshaft sensor	B2				OE 7701058077	
SAC077	Camshaft sensor	B2				OE 8200454170	
10/08 →	SAC103	Camshaft sensor			B2	OE 237310776R	
	SAG209	Crankshaft sensor			B3	OE 8200885209	
03/07 →	SAG235	Crankshaft sensor			B3	OE 8200187804	
	CVS02	Crankshaft sensor			B3	OE 319359125R	
	MWSS170	ABS sensor			D1	OE 479100868R; Position: front axle left and right	
	MWSS171	ABS sensor			D1	OE 479005139R; Position: left rear	
	SPA169	Coolant temperature sensor			E3	OE 226309418R	
	SPA183	Coolant temperature sensor			E3	OE 226301872R	
1.5 dCi 75	55	10/10 →	SAD035	Knock sensor	B1	OE 7700866055	
			SAC103	Camshaft sensor	B2	OE 237310776R	

	KW			DESCRIPTION	TYPE	
RENAULT						
TWINGO II (CN0_)						
1.5 dCi 75	55	10/10 →	SAG209	Crankshaft sensor	B3	OE 8200885209
			MWSS170	ABS sensor	D1	OE 479100868R; Position: front axle left and right
			MWSS171	ABS sensor	D1	OE 479005139R; Position: left rear
1.5 dCi 90	63	10/10 →	SAC103	Camshaft sensor	B2	OE 237310776R
			MWSS170	ABS sensor	D1	OE 479100868R; Position: front axle left and right
			MWSS171	ABS sensor	D1	OE 479005139R; Position: left rear
1.6 RS (CN0N, CN0R, CN0S)	98	05/08 →	IATS04	Air temperature sensor	A1	OE 7700101451
			APS85	Intake pressure sensor	A3	OE 8200105165
			SAD035	Knock sensor	B1	OE 7700866055
			SAC010	Camshaft sensor	B2	OE 7701058077
			SAC077	Camshaft sensor	B2	OE 8200454170
			SAC103	Camshaft sensor	B2	OE 237310776R
			MWSS170	ABS sensor	D1	OE 479100868R; Position: front axle left and right
			MWSS171	ABS sensor	D1	OE 479005139R; Position: left rear
SPA183	Coolant temperature sensor	E3	OE 226301872R			
TWINGO III (BCM_)						
1.0 SCe 70	52	09/14 →	APS85	Intake pressure sensor	A3	OE 8200105165
VEL SATIS (BJ0_)						
2.2 dCi (BJ0E, BJ0F)	110	06/02 →	APS23	Intake pressure sensor	A3	OE 223653795R
			APS85	Intake pressure sensor	A3	OE 8200105165
			SAG153	Crankshaft sensor	B3	OE 7700103486
			MWSS059	ABS sensor	D1	OE 8200084125; Position: front axle left and right
			SPA108	Coolant temperature sensor	E3	OE 226306024R
			SPA169	Coolant temperature sensor	E3	OE 226309418R
			APS132	Fuel pressure sensor	F2	OE 5010450300*
APS136	Fuel pressure sensor	F2	OE 7701068400			
ZOE (BFM_)						
ZOE	65	06/12 →	MWSS159	ABS sensor	D1	OE 479001852R; Position: left rear
			MWSS160	ABS sensor	D1	OE 479006210R; Position: right rear
			MWSS192	ABS sensor	D1	OE 479101995R; Position: front axle left and right

RENAULT TRUCKS

C-Serie						
280P, 280PK	206	01/13 →	SAG019	Crankshaft sensor	B3	OE 5010412449
			SAG019	Crankshaft sensor	B3	OE 5010412449
320P	235	01/13 →	SAG019	Crankshaft sensor	B3	OE 5010412449
320P, 320PK	235	01/13 →	SAG019	Crankshaft sensor	B3	OE 5010412449
			SAG019	Crankshaft sensor	B3	OE 5010412449
380P	279/ 280	01/13 →	SAG019	Crankshaft sensor	B3	OE 5010412449
380P, 380PK	279/ 280	01/13 →	SAG019	Crankshaft sensor	B3	OE 5010412449
380P, 380PK, 380P XLOAD	279/ 280	01/13 →	SAG019	Crankshaft sensor	B3	OE 5010412449
430P, 430PK	316	01/13 →	SAG019	Crankshaft sensor	B3	OE 5010412449
430T, 430TK	316	01/13 →	SAG019	Crankshaft sensor	B3	OE 5010412449
440P	323/ 324	01/13 →	SAG019	Crankshaft sensor	B3	OE 5010412449
440P, 440PK	323/ 324	01/13 →	SAG019	Crankshaft sensor	B3	OE 5010412449
			SAG019	Crankshaft sensor	B3	OE 5010412449

	kw			DESCRIPTION	TYPE	
RENAULT TRUCKS						
C-Serie						
440T, 440TK	323/ 324	01/13 →	SAG019	Crankshaft sensor	B3	OE 5010412449
			SAG019	Crankshaft sensor	B3	OE 5010412449
460P, 460PK, 460P XLOAD	338	01/13 →	SAG019	Crankshaft sensor	B3	OE 5010412449
460T, 460TK	338	01/13 →	SAG019	Crankshaft sensor	B3	OE 5010412449
480P	353	01/13 →	SAG019	Crankshaft sensor	B3	OE 5010412449
480P, 480PK	353	01/13 →	SAG019	Crankshaft sensor	B3	OE 5010412449
			SAG019	Crankshaft sensor	B3	OE 5010412449
D-Serie						
10 P 240	176/ 177	01/13 →	SAG019	Crankshaft sensor	B3	OE 5010412449
12 P 210	154/ 155	01/13 →	SAG019	Crankshaft sensor	B3	OE 5010412449
12 P 280	206	01/13 →	SAG019	Crankshaft sensor	B3	OE 5010412449
13 P 210, 13 KP 210	154/ 155	01/13 →	SAG019	Crankshaft sensor	B3	OE 5010412449
13 P 240, 13 KP 240	176/ 177	01/13 →	SAG019	Crankshaft sensor	B3	OE 5010412449
14 P 210, 14 KP 210	154/ 155	01/13 →	SAG019	Crankshaft sensor	B3	OE 5010412449
14 P 250, 14 KP 250	184	01/13 →	SAG019	Crankshaft sensor	B3	OE 5010412449
18 T 320	235	01/13 →	SAG019	Crankshaft sensor	B3	OE 5010412449
26 P 250	184	01/13 →	SAG019	Crankshaft sensor	B3	OE 5010412449
26 P 280	206	01/13 →	SAG019	Crankshaft sensor	B3	OE 5010412449
26 P 320	235	01/13 →	SAG019	Crankshaft sensor	B3	OE 5010412449
Kerax						
320.26	230	01/01 →	SAG019	Crankshaft sensor	B3	OE 5010412449
			SPA103	Coolant temperature sensor	E3	OE 5010412450
			APS132	Fuel pressure sensor	F2	OE 5010412034*
370.18	266	01/01 →	SAG019	Crankshaft sensor	B3	OE 5010412449
			SPA103	Coolant temperature sensor	E3	OE 5010412450
			APS132	Fuel pressure sensor	F2	OE 5010412034*
420.26	303	01/01 →	SAG019	Crankshaft sensor	B3	OE 5010412449
			SPA103	Coolant temperature sensor	E3	OE 5010412450
			APS132	Fuel pressure sensor	F2	OE 5010412034*
420.32	303	10/01 →	SAG019	Crankshaft sensor	B3	OE 5010412449
			SPA103	Coolant temperature sensor	E3	OE 5010412450
			APS132	Fuel pressure sensor	F2	OE 5010412034*
K-Serie						
380P MEDIUM, 380P HEAVY	279/ 280	01/13 →	SAG019	Crankshaft sensor	B3	OE 5010412449
380T MEDIUM, 380T HEAVY	279/ 280	01/13 →	SAG019	Crankshaft sensor	B3	OE 5010412449
			SAG019	Crankshaft sensor	B3	OE 5010412449
			SAG019	Crankshaft sensor	B3	OE 5010412449
430P MEDIUM, 430P HEAVY	316	01/13 →	SAG019	Crankshaft sensor	B3	OE 5010412449
			SAG019	Crankshaft sensor	B3	OE 5010412449
			SAG019	Crankshaft sensor	B3	OE 5010412449
430T MEDIUM, 430T HEAVY	316	01/13 →	SAG019	Crankshaft sensor	B3	OE 5010412449
			SAG019	Crankshaft sensor	B3	OE 5010412449
440P MEDIUM, 440P HEAVY	323/ 324	01/13 →	SAG019	Crankshaft sensor	B3	OE 5010412449
460P MEDIUM, 460P HEAVY, 480P XTREM	338	01/13 →	SAG019	Crankshaft sensor	B3	OE 5010412449
460T MEDIUM, 460T HEAVY	338	01/13 →	SAG019	Crankshaft sensor	B3	OE 5010412449
			SAG019	Crankshaft sensor	B3	OE 5010412449

	KW			DESCRIPTION	TYPE	
--	-----------	--	--	--------------------	-------------	--

RENAULT TRUCKS
K-Serie

480P MEDIUM, 480P HEAVY	353	01/13 →	SAG019	Crankshaft sensor	B3	OE 5010412449
			SAG019	Crankshaft sensor	B3	OE 5010412449
480T MEDIUM, 480T HEAVY	353	01/13 →	SAG019	Crankshaft sensor	B3	OE 5010412449
520P MEDIUM, 520P HEAVY	382	01/13 →	SAG019	Crankshaft sensor	B3	OE 5010412449
			SAG019	Crankshaft sensor	B3	OE 5010412449

Midlum

220.12	158	10/01 →	SAG019	Crankshaft sensor	B3	OE 5010412449
			SPA103	Coolant temperature sensor	E3	OE 5010412450
			APS132	Fuel pressure sensor	F2	OE 5010412034*
270.18/D	195	10/01 →	SAG019	Crankshaft sensor	B3	OE 5010412449
			SPA103	Coolant temperature sensor	E3	OE 5010412450
			APS132	Fuel pressure sensor	F2	OE 5010412034*

Premium

Distribution 320.18	230	08/00 →	SAG019	Crankshaft sensor	B3	OE 5010412449
			SPA103	Coolant temperature sensor	E3	OE 5010412450
			APS132	Fuel pressure sensor	F2	OE 5010412034*
Distribution 370.18	266	08/00 →	SAG019	Crankshaft sensor	B3	OE 5010412449
			SPA103	Coolant temperature sensor	E3	OE 5010412450
			APS132	Fuel pressure sensor	F2	OE 5010412034*
Distribution 370.24D	266	08/00 →	SAG019	Crankshaft sensor	B3	OE 5010412449
			SPA103	Coolant temperature sensor	E3	OE 5010412450
			APS132	Fuel pressure sensor	F2	OE 5010412034*
Route 320.18	230	04/01 →	SAG019	Crankshaft sensor	B3	OE 5010412449
		08/00 →	SPA103	Coolant temperature sensor	E3	OE 5010412450
			APS132	Fuel pressure sensor	F2	OE 5010412034*
Route 370.18	266	04/01 →	SAG019	Crankshaft sensor	B3	OE 5010412449
		08/00 →	SPA103	Coolant temperature sensor	E3	OE 5010412450
			APS132	Fuel pressure sensor	F2	OE 5010412034*
Route 420.18	303	04/01 →	SAG019	Crankshaft sensor	B3	OE 5010412449
		08/00 →	SPA103	Coolant temperature sensor	E3	OE 5010412450
			APS132	Fuel pressure sensor	F2	OE 5010412034*

Premium 2

Distribution 340.26	247	10/06 →	SAG019	Crankshaft sensor	B3	OE 5010412449
			APS134	Fuel pressure sensor	F2	OE 5001867660
Distribution 430.26	316	10/06 →	SAG019	Crankshaft sensor	B3	OE 5010412449
Route 430.26	316	10/06 →	SAG019	Crankshaft sensor	B3	OE 5010412449
Route 460.18	339	10/06 →	SAG019	Crankshaft sensor	B3	OE 5010412449
Route 460.26	339	10/06 →	SAG019	Crankshaft sensor	B3	OE 5010412449

T-Serie

380P, 380P LOW	280	01/13 →	SAG019	Crankshaft sensor	B3	OE 5010412449
			SAG019	Crankshaft sensor	B3	OE 5010412449
430P, 430P LOW	316	01/13 →	SAG019	Crankshaft sensor	B3	OE 5010412449
440T LOW, 440T TAG	323/ 324	01/13 →	SAG019	Crankshaft sensor	B3	OE 5010412449
460P LOW	338	01/13 →	SAG019	Crankshaft sensor	B3	OE 5010412449
460T LOW, 460T TAG	338	01/13 →	SAG019	Crankshaft sensor	B3	OE 5010412449
480T PUS	353	01/13 →	SAG019	Crankshaft sensor	B3	OE 5010412449
520T PUS	382	01/13 →	SAG019	Crankshaft sensor	B3	OE 5010412449

ROVER
25 2 volumi /Coda spiovente (RF)

1.4 16V	62	10/99 → 05/05	APS69	Intake pressure sensor	A3	OE MHK100820
			SAG091	Crankshaft sensor	B3	OE ERR6119
			SGA113	Oil temperature sensor	E1	OE GTR270
			SGA114	Oil temperature sensor	E1	OE GTR206

	kW			DESCRIPTION	TYPE	
--	-----------	--	--	--------------------	-------------	--

ROVER
25 2 volumi /Coda spiovente (RF)

1.4 16V	76	10/99 → 05/05	APS69	Intake pressure sensor	A3	OE MHK100820
			SAG091	Crankshaft sensor	B3	OE ERR6119
			SGA113	Oil temperature sensor	E1	OE GTR270
			SGA114	Oil temperature sensor	E1	OE GTR206
1.6 16V	80	10/99 → 05/05	APS69	Intake pressure sensor	A3	OE MHK100820
			SAG091	Crankshaft sensor	B3	OE ERR6119
			SGA113	Oil temperature sensor	E1	OE GTR270
			SGA114	Oil temperature sensor	E1	OE GTR206
2.0 iDT	74	10/99 → 05/05	SAG081	Crankshaft sensor	B3	OE NSC100110
			SAG091	Crankshaft sensor	B3	OE ERR6119
			SGA113	Oil temperature sensor	E1	OE GTR270
			SPA104	Coolant temperature sensor	E3	OE ERR2081

45 Tre volumi (RT)

1.6	80	02/00 → 05/05	APS69	Intake pressure sensor	A3	OE MHK100820
			SAG091	Crankshaft sensor	B3	OE ERR6119
			SGA113	Oil temperature sensor	E1	OE GTR270
			SGA114	Oil temperature sensor	E1	OE GTR206
2.0 iDT	74	02/00 → 05/05	SAG081	Crankshaft sensor	B3	OE NSC100110
			SAG091	Crankshaft sensor	B3	OE ERR6119
			SGA113	Oil temperature sensor	E1	OE GTR270
			SPA104	Coolant temperature sensor	E3	OE ERR2081

75 (RJ)

1.8	88	02/99 → 05/05	APS69	Intake pressure sensor	A3	OE MHK100820
			SAG091	Crankshaft sensor	B3	OE ERR6119
			SGA113	Oil temperature sensor	E1	OE GTR270
			SGA114	Oil temperature sensor	E1	OE GTR206
2.0 CDT	85	02/99 → 05/05	ATS15	Air temperature sensor	A1	OE 210002488
			APS30	Intake pressure sensor	A3	OE MHK101060
			SGA113	Oil temperature sensor	E1	OE GTR270
2.0 CDTi	96	02/03 → 05/05	ATS15	Air temperature sensor	A1	OE 210002488
			APS30	Intake pressure sensor	A3	OE MHK101060
			SGA113	Oil temperature sensor	E1	OE GTR270

75 Tourer (RJ)

2.0 CDT	85	08/01 → 05/05	ATS15	Air temperature sensor	A1	OE 210002488
			APS30	Intake pressure sensor	A3	OE MHK101060
			SGA113	Oil temperature sensor	E1	OE GTR270

SAAB
900 I (AC4, AM4)

2.0 -16	93	01/89 → 12/93	SVF009	Throttle position sensors	A2	OE 750161
	92	01/86 → 12/88	SVF009	Throttle position sensors	A2	OE 750161
2.0 i	81	09/85 → 08/90	SVF009	Throttle position sensors	A2	OE 750161
	85	11/80 → 08/90	SVF009	Throttle position sensors	A2	OE 750161
2.0 S Turbo-16	104	07/91 → 12/93	SVF009	Throttle position sensors	A2	OE 750161
	107	01/92 → 12/93	SVF009	Throttle position sensors	A2	OE 750161
2.0 Turbo	103	10/86 → 12/91	SVF009	Throttle position sensors	A2	OE 750161
2.0 Turbo-16	118	11/85 → 12/93	SVF009	Throttle position sensors	A2	OE 750161
2.0 Turbo-16 S	129	01/84 → 12/88	SVF009	Throttle position sensors	A2	OE 750161
2.0 Turbo-16 S Cat	129	01/89 → 12/93	SVF009	Throttle position sensors	A2	OE 750161

900 I Cabriolet

2.0 -16	93	01/90 → 06/94	SVF009	Throttle position sensors	A2	OE 750161
2.0 S Turbo-16	104	09/91 → 06/94	SVF009	Throttle position sensors	A2	OE 750161
2.0 Turbo-16	118	11/86 → 06/94	SVF009	Throttle position sensors	A2	OE 750161
2.0 Turbo-16 S	129	11/86 → 06/94	SVF009	Throttle position sensors	A2	OE 750161

	KW			DESCRIPTION	TYPE	
SAAB						
900 I Combi Coupé						
2.0 -16	93	01/89 → 08/92	SVF009	Throttle position sensors	A2	OE 750161
	92	01/86 → 12/88	SVF009	Throttle position sensors	A2	OE 750161
2.0 i	81	09/85 → 08/90	SVF009	Throttle position sensors	A2	OE 750161
	85	11/80 → 12/88	SVF009	Throttle position sensors	A2	OE 750161
2.0 S Turbo-16	104	09/91 → 07/93	SVF009	Throttle position sensors	A2	OE 750161
2.0 Turbo-16	118	11/85 → 06/94	SVF009	Throttle position sensors	A2	OE 750161
	132	01/93 → 06/94	SVF009	Throttle position sensors	A2	OE 750161
2.0 Turbo-16 S	129	02/84 → 12/88	SVF009	Throttle position sensors	A2	OE 750161
2.0 Turbo-16 S Cat	125	01/89 → 12/93	SVF009	Throttle position sensors	A2	OE 750161
900 II						
2.0 -16 Turbo	136	07/93 → 02/98	APS41	Intake pressure sensor	A3	OE 9132374
		09/95 → 02/98	SAG078	Crankshaft sensor	B3	OE 30561772
		07/93 → 08/95	SAG093	Crankshaft sensor	B3	OE 4227203
		07/93 → 02/98	SPA124	Coolant temperature sensor	E3	OE 9136284
2.0 i	96	09/95 → 02/98	SAG078	Crankshaft sensor	B3	OE 30561772
		08/94 → 08/95	SAG093	Crankshaft sensor	B3	OE 4227203
		08/94 → 02/98	SPA124	Coolant temperature sensor	E3	OE 9136284
2.0 i	98	07/93 → 07/94	SAG093	Crankshaft sensor	B3	OE 4227203
			SPA124	Coolant temperature sensor	E3	OE 9136284
2.3 -16	110	09/95 → 02/98	SAG078	Crankshaft sensor	B3	OE 30561772
		07/93 → 08/95	SAG093	Crankshaft sensor	B3	OE 4227203
		07/93 → 02/98	SPA124	Coolant temperature sensor	E3	OE 9136284
2.5 -24 V6	125	07/93 → 02/98	SAC025	Camshaft sensor	B2	OE 4621363
900 II Cabriolet						
2.0 -16 Turbo	136	12/93 → 02/98	APS41	Intake pressure sensor	A3	OE 9132374
		09/95 → 02/98	SAG078	Crankshaft sensor	B3	OE 30561772
		12/93 → 08/95	SAG093	Crankshaft sensor	B3	OE 4227203
		12/93 → 02/98	SPA124	Coolant temperature sensor	E3	OE 9136284
2.0 i	96	09/95 → 02/98	SAG078	Crankshaft sensor	B3	OE 30561772
		12/93 → 08/95	SAG093	Crankshaft sensor	B3	OE 4227203
		12/93 → 02/98	SPA124	Coolant temperature sensor	E3	OE 9136284
2.3 -16	110	09/95 → 02/98	SAG078	Crankshaft sensor	B3	OE 30561772
		12/93 → 08/95	SAG093	Crankshaft sensor	B3	OE 4227203
		12/93 → 02/98	SPA124	Coolant temperature sensor	E3	OE 9136284
2.5 -24 V6	125	12/93 → 02/98	SAC025	Camshaft sensor	B2	OE 4621363
900 II Coupé						
2.0 -16 Turbo	136	12/93 → 02/98	APS41	Intake pressure sensor	A3	OE 9132374
		09/95 → 02/98	SAG078	Crankshaft sensor	B3	OE 30561772
		12/93 → 08/95	SAG093	Crankshaft sensor	B3	OE 4227203
		12/93 → 02/98	SPA124	Coolant temperature sensor	E3	OE 9136284
2.0 i	98	12/93 → 07/94	SAG093	Crankshaft sensor	B3	OE 4227203
			SPA124	Coolant temperature sensor	E3	OE 9136284
	96	09/95 → 02/98	SAG078	Crankshaft sensor	B3	OE 30561772
2.3 -16	110	08/94 → 08/95	SAG093	Crankshaft sensor	B3	OE 4227203
		08/94 → 02/98	SPA124	Coolant temperature sensor	E3	OE 9136284
		09/95 → 02/98	SAG078	Crankshaft sensor	B3	OE 30561772
2.5 -24 V6	125	12/93 → 08/95	SAG093	Crankshaft sensor	B3	OE 4227203
		12/93 → 02/98	SPA124	Coolant temperature sensor	E3	OE 9136284
2.5 -24 V6	125	12/93 → 02/98	SAC025	Camshaft sensor	B2	OE 4621363
9000						
2.0 -16	94	01/89 → 01/93	SVF009	Throttle position sensors	A2	OE 750161
2.0 -16 CD	96	09/93 → 12/98	APS41	Intake pressure sensor	A3	OE 9132374
			SAG093	Crankshaft sensor	B3	OE 4227203
			SPA124	Coolant temperature sensor	E3	OE 9136284
			SPA129	Coolant temperature sensor	E3	OE 878820



kW



PARTS & SERVICES

DESCRIPTION

TYPE


SAAB
9000

2.0 -16 CD	110	09/93 → 12/98	SAG093	Crankshaft sensor	B3	OE 4227203
			SPA124	Coolant temperature sensor	E3	OE 9136284
			SPA129	Coolant temperature sensor	E3	OE 878820
2.0 -16 Turbo	118	05/88 → 08/93	SVF009	Throttle position sensors	A2	OE 750161
	129	04/85 → 12/91	SVF009	Throttle position sensors	A2	OE 750161
2.0 -16 Turbo CD	108	09/92 → 12/98	APS41	Intake pressure sensor	A3	OE 9132374
			SAG093	Crankshaft sensor	B3	OE 4227203
			SPA124	Coolant temperature sensor	E3	OE 9136284
			SPA129	Coolant temperature sensor	E3	OE 878820
	120	09/88 → 08/93	SVF009	Throttle position sensors	A2	OE 750161
136	09/89 → 12/98	SVF009	Throttle position sensors	A2	OE 750161	
2.3 -16 CD	107	08/89 → 12/98	APS41	Intake pressure sensor	A3	OE 9132374
			SPA124	Coolant temperature sensor	E3	OE 9136284
			SPA129	Coolant temperature sensor	E3	OE 878820
2.3 -16 CD Turbo	147	07/90 → 12/98	APS41	Intake pressure sensor	A3	OE 9132374
		SVF009	Throttle position sensors	A2	OE 750161	
	09/93 → 12/98	SAG093	Crankshaft sensor	B3	OE 4227203	
	07/90 → 12/98	SPA124	Coolant temperature sensor	E3	OE 9136284	
	SPA129	Coolant temperature sensor	E3	OE 878820		
2.3 -16 CDE	108	09/93 → 12/98	APS41	Intake pressure sensor	A3	OE 9132374
			SAG093	Crankshaft sensor	B3	OE 4227203
			SPA124	Coolant temperature sensor	E3	OE 9136284
			SPA129	Coolant temperature sensor	E3	OE 878820
2.3 -16 CDE Eco-Power	125	09/93 → 12/98	APS41	Intake pressure sensor	A3	OE 9132374
			SAG093	Crankshaft sensor	B3	OE 4227203
			SPA124	Coolant temperature sensor	E3	OE 9136284
			SPA129	Coolant temperature sensor	E3	OE 878820
2.3 -16 Turbo	143	09/90 → 12/98	APS41	Intake pressure sensor	A3	OE 9132374
			SPA124	Coolant temperature sensor	E3	OE 9136284
			SPA129	Coolant temperature sensor	E3	OE 878820
9000 2 volumi /Coda spiovente						
2.0 -16	92	12/85 → 12/88	SVF009	Throttle position sensors	A2	OE 750161
	94	12/85 → 08/88	SVF009	Throttle position sensors	A2	OE 750161
2.0 -16 CS	94	01/89 → 12/98	SVF009	Throttle position sensors	A2	OE 750161
			SPA124	Coolant temperature sensor	E3	OE 9136284
	96	09/93 → 12/98	APS41	Intake pressure sensor	A3	OE 9132374
			SAG093	Crankshaft sensor	B3	OE 4227203
			SPA124	Coolant temperature sensor	E3	OE 9136284
2.0 -16 ND Turbo	110	09/93 → 12/98	SPA129	Coolant temperature sensor	E3	OE 878820
			APS41	Intake pressure sensor	A3	OE 9132374
			SAG093	Crankshaft sensor	B3	OE 4227203
			SPA124	Coolant temperature sensor	E3	OE 9136284
2.0 -16 Turbo	118	09/84 → 08/93	SVF009	Throttle position sensors	A2	OE 750161
	129	09/84 → 12/91	SVF009	Throttle position sensors	A2	OE 750161
	120	05/88 → 08/93	SVF009	Throttle position sensors	A2	OE 750161
	127	06/89 → 12/92	SVF009	Throttle position sensors	A2	OE 750161
	136	09/88 → 12/98	SVF009	Throttle position sensors	A2	OE 750161
2.0 -16 Turbo CS	136	09/88 → 12/98	SVF009	Throttle position sensors	A2	OE 750161
2.3 -16 Aero CS	162	02/93 → 12/98	APS41	Intake pressure sensor	A3	OE 9132374
			SPA124	Coolant temperature sensor	E3	OE 9136284
			SPA129	Coolant temperature sensor	E3	OE 878820
	165	02/93 → 12/98	APS41	Intake pressure sensor	A3	OE 9132374
			SPA124	Coolant temperature sensor	E3	OE 9136284
SPA129	Coolant temperature sensor	E3	OE 878820			

	KW			DESCRIPTION	TYPE			
SAAB								
9000 2 volumi /Coda spiovente								
2.3 -16 CS	107	09/89 → 12/98	APS41	Intake pressure sensor	A3	OE 9132374		
			SVF009	Throttle position sensors	A2	OE 750161		
			SPA124	Coolant temperature sensor	E3	OE 9136284		
			SPA129	Coolant temperature sensor	E3	OE 878820		
2.3 -16 CSE	108	09/93 → 12/98	APS41	Intake pressure sensor	A3	OE 9132374		
			SAG093	Crankshaft sensor	B3	OE 4227203		
			SPA124	Coolant temperature sensor	E3	OE 9136284		
			SPA129	Coolant temperature sensor	E3	OE 878820		
2.3 -16 CSE Eco Power	125	09/93 → 12/98	APS41	Intake pressure sensor	A3	OE 9132374		
			SAG093	Crankshaft sensor	B3	OE 4227203		
			SPA124	Coolant temperature sensor	E3	OE 9136284		
			SPA129	Coolant temperature sensor	E3	OE 878820		
2.3 -16 Turbo	143	09/90 → 12/98	APS41	Intake pressure sensor	A3	OE 9132374		
			SPA124	Coolant temperature sensor	E3	OE 9136284		
2.3 -16 Turbo CSE	147	09/93 → 12/98	APS41	Intake pressure sensor	A3	OE 9132374		
			SAG093	Crankshaft sensor	B3	OE 4227203		
			SPA124	Coolant temperature sensor	E3	OE 9136284		
			SPA129	Coolant temperature sensor	E3	OE 878820		
9-3 (YS3D)								
2.0 i	96	02/98 → 09/02	SAG078	Crankshaft sensor	B3	OE 30561772		
2.0 SE Turbo	147	02/98 → 09/02	APS41	Intake pressure sensor	A3	OE 9132374		
			SAG078	Crankshaft sensor	B3	OE 30561772		
2.0 Turbo	136	02/98 → 09/02	APS41	Intake pressure sensor	A3	OE 9132374		
			SAG078	Crankshaft sensor	B3	OE 30561772		
	113	10/98 → 09/02	APS41	Intake pressure sensor	A3	OE 9132374		
			SAG093	Crankshaft sensor	B3	OE 4227203		
	151	10/99 → 09/02	APS41	Intake pressure sensor	A3	OE 9132374		
			SAG078	Crankshaft sensor	B3	OE 30561772		
	110	03/99 → 09/02	APS41	Intake pressure sensor	A3	OE 9132374		
			SAG078	Crankshaft sensor	B3	OE 30561772		
2.3	169	09/99 → 01/02	SAG078	Crankshaft sensor	B3	OE 30561772		
2.3 i	110	02/98 → 09/02	SAG078	Crankshaft sensor	B3	OE 30561772		
2.3 Turbo	165	10/98 → 09/02	SAG078	Crankshaft sensor	B3	OE 30561772		
9-3 (YS3F, E79, D79, D75)								
1,8t	110	09/02 → 02/15	SAG241	Crankshaft sensor	B3	OE 12789959		
1.9 TiD	88	09/04 → 02/15	SPA103	Coolant temperature sensor	E3	OE 12566778		
			ATS20	Intake pressure sensor	A3	OE 24459853		
			APS63	Intake pressure sensor	A3	OE 55194788		
			SAC068	Camshaft sensor	B2	Without cable; Assembly depth [mm]: 28 - Number of poles: 3		
			SAC088	Camshaft sensor	B2	OE 93179513; Cable length: 730; Number of poles: 3		
			STS0043	Exhaust gas temperature sensor	C1	Position: in front of the catalyzt; Cable length: 335		
			SPS001	Exhaust gas pressure sensor	C2	OE 93194121; Replaced by SPS009		
			SPS009	Exhaust gas pressure sensor	C2	OE 93187247		
			SPS013	Exhaust gas pressure sensor	C2	OE 93185556		
			SPA177	Coolant temperature sensor	E3	OE 55193203		
			SAA101	Oil pressure switches	F1	OE 55202374		
			APS49	Fuel pressure sensor	F2	OE 55576178; Position: high pressure side; Pressure [bar] up to: 1800		
			APS134	Fuel pressure sensor	F2	OE 93185626; Number of poles: 3		
			110	09/04 → 02/15	APS25	Intake pressure sensor	A3	OE 55206797
					ATS20	Intake pressure sensor	A3	OE 24459853

	kW			DESCRIPTION	TYPE	
SAAB						
9-3 (YS3F, E79, D79, D75)						
1.9 TiD	110	09/04 → 02/15	APS63	Intake pressure sensor	A3	OE 55194788
			SAC068	Camshaft sensor	B2	
			SAG133	Crankshaft sensor	B3	OE 93179391
			STS0043	Exhaust gas temperature sensor	C1	Position: in front of the catalyst; Cable length: 335
			SPS001	Exhaust gas pressure sensor	C2	OE 93194121; Replaced by SPS009
			SPS009	Exhaust gas pressure sensor	C2	OE 93187247
			SPS013	Exhaust gas pressure sensor	C2	OE 93185556
			SPA177	Coolant temperature sensor	E3	OE 55193203
			SAA101	Oil pressure switches	F1	OE 55202374
APS134	Fuel pressure sensor	F2				
2.0 t	162	01/11 → 02/15	SAG231	Crankshaft sensor	B3	OE 12588992
	154	02/03 → 02/15	SAG241	Crankshaft sensor	B3	OE 12789959
		09/02 → 02/15	SPA103	Coolant temperature sensor	E3	OE 12566778
	129	09/02 → 02/15	SAG241	Crankshaft sensor	B3	OE 12789959
			SPA103	Coolant temperature sensor	E3	OE 12566778
	2.0 t Bio Power	162	01/11 → 02/15	SAG231	Crankshaft sensor	B3
2.0 t BioPower XWD	162	01/08 → 02/15	SAG231	Crankshaft sensor	B3	OE 12588992
2.0 t XWD	162	01/08 → 02/15	SAG231	Crankshaft sensor	B3	OE 12588992
2.2 TiD	92	09/02 → 02/15	APS24	Intake pressure sensor	A3	OE 5167895
			ATS20	Intake pressure sensor	A3	OE 24459853
			SAG021	Crankshaft sensor	B3	OE 4772232; OE Quality
			SAG021-1	Crankshaft sensor	B3	OE 4772232; Aftermarket Quality
			SPA103	Coolant temperature sensor	E3	OE 12566778
			SAA101	Oil pressure switches	F1	OE 55202374
2.8 Turbo V6	184	03/05 → 02/15	SAD004	Knock sensor	B1	OE 93189202
			SAG237	Crankshaft sensor	B3	OE 12566848
	188	12/07 → 02/15	SAD004	Knock sensor	B1	OE 93189202
			SAG237	Crankshaft sensor	B3	OE 12566848
	203	04/08 → 02/15	SAD004	Knock sensor	B1	OE 93189202
			SAG237	Crankshaft sensor	B3	OE 12566848
2.8 Turbo V6 XWD	206	05/08 → 12/11	SAD004	Knock sensor	B1	OE 93189202
			SAG237	Crankshaft sensor	B3	OE 12566848
9-3 Cabriolet (YS3D)						
2.0 i	96	02/98 → 08/03	SAG078	Crankshaft sensor	B3	OE 30561772
2.0 SE Turbo	147	02/98 → 08/03	APS41	Intake pressure sensor	A3	OE 9132374
			SAG078	Crankshaft sensor	B3	OE 30561772
2.0 Turbo	136	02/98 → 08/03	APS41	Intake pressure sensor	A3	OE 9132374
			SAG078	Crankshaft sensor	B3	OE 30561772
	113	10/98 → 08/03	APS41	Intake pressure sensor	A3	OE 9132374
			SAG093	Crankshaft sensor	B3	OE 4227203
	151	10/99 → 08/03	APS41	Intake pressure sensor	A3	OE 9132374
			SAG078	Crankshaft sensor	B3	OE 30561772
	110	01/01 → 08/03	APS41	Intake pressure sensor	A3	OE 9132374
			SAG078	Crankshaft sensor	B3	OE 30561772
2.3	169	09/99 → 01/02	SAG078	Crankshaft sensor	B3	OE 30561772
2.3 i	110	02/98 → 08/03	SAG078	Crankshaft sensor	B3	OE 30561772
2.3 Turbo	165	10/99 → 08/03	SAG078	Crankshaft sensor	B3	OE 30561772
9-3 Cabriolet (YS3F)						
1,8t	110	08/03 → 02/15	SAG241	Crankshaft sensor	B3	OE 12789959
			SPA103	Coolant temperature sensor	E3	OE 12566778
2.0 t	162	01/11 → 02/15	SAG231	Crankshaft sensor	B3	OE 12588992
2.0 t BioPower	162	01/11 → 02/15	SAG231	Crankshaft sensor	B3	OE 12588992
2.8 Turbo V6	184	02/06 → 02/15	SAD004	Knock sensor	B1	OE 93189202
			SAG237	Crankshaft sensor	B3	OE 12566848

	KW			DESCRIPTION	TYPE	
SAAB						
9-3 Cabriolet (YS3F)						
2.8 Turbo V6	188	12/07 → 02/15	SAD004	Knock sensor	B1	OE 93189202
			SAG237	Crankshaft sensor	B3	OE 12566848
	203	02/09 → 02/15	SAD004	Knock sensor	B1	OE 93189202
			SAG237	Crankshaft sensor	B3	OE 12566848
	206	02/09 → 02/15	SAD004	Knock sensor	B1	OE 93189202
			SAG237	Crankshaft sensor	B3	OE 12566848
9-3 Station wagon (YS3F)						
1.9 TiD	110	03/05 → 02/15	ATS10	Air temperature sensor	A1	OE 90423637
			APS25	Intake pressure sensor	A3	OE 55206797
			APS63	Intake pressure sensor	A3	OE 55194788
			SAC068	Camshaft sensor	B2	
			SAG133	Crankshaft sensor	B3	OE 93179391
			STS0043	Exhaust gas temperature sensor	C1	Position: in front of the catalyst; Cable length: 335
			SPS001	Exhaust gas pressure sensor	C2	OE 93194121; Replaced by SPS009
			SPS009	Exhaust gas pressure sensor	C2	OE 93187247
			SPS013	Exhaust gas pressure sensor	C2	OE 93185556
			SPA177	Coolant temperature sensor	E3	OE 55193203
			SAA101	Oil pressure switches	F1	OE 55202374
APS134	Fuel pressure sensor	F2				
2.0 t	162	01/11 → 02/15	SAG231	Crankshaft sensor	B3	OE 12588992
2.0 t BioPower	162	01/11 → 02/15	SAG231	Crankshaft sensor	B3	OE 12588992
2.0 t BioPower XWD	162	01/11 → 02/15	SAG231	Crankshaft sensor	B3	OE 12588992
2.0 t XWD	162	01/11 → 02/15	SAG231	Crankshaft sensor	B3	OE 12588992
2.8 Turbo V6	184	03/05 → 02/15	SAD004	Knock sensor	B1	OE 93189202
			SAG237	Crankshaft sensor	B3	OE 12566848
	188	12/07 → 02/15	SAD004	Knock sensor	B1	OE 93189202
			SAG237	Crankshaft sensor	B3	OE 12566848
	203	05/08 → 02/15	SAD004	Knock sensor	B1	OE 93189202
			SAG237	Crankshaft sensor	B3	OE 12566848
2.8 Turbo V6 XWD	206	05/08 → 12/11	SAD004	Knock sensor	B1	OE 93189202
			SAG237	Crankshaft sensor	B3	OE 12566848
9-3X						
2.0 t BioPower XWD	162	01/11 → 12/12	SAG231	Crankshaft sensor	B3	OE 12588992
9-4X						
2.8 Turbo XWD	224	02/11 → 12/11	SAG229	Crankshaft sensor	B3	OE 12615626
3.0 XWD	198	02/11 → 12/11	SAG229	Crankshaft sensor	B3	OE 12615626
9-5 (YS3E)						
2.0 t	110	09/97 → 12/09	SAG078	Crankshaft sensor	B3	OE 30561772
	136	07/00 → 12/09	SAG078	Crankshaft sensor	B3	OE 30561772
2.0 Turbo SE	141	10/98 → 07/00	SAG078	Crankshaft sensor	B3	OE 30561772
2.3 t	125	09/97 → 12/09	SAG078	Crankshaft sensor	B3	OE 30561772
	136	01/01 → 12/09	SAG078	Crankshaft sensor	B3	OE 30561772
2.3 Turbo	169	10/99 → 09/01	SAG078	Crankshaft sensor	B3	OE 30561772
	184	09/01 → 12/09	SAG078	Crankshaft sensor	B3	OE 30561772
	162	07/03 → 12/09	SAG078	Crankshaft sensor	B3	OE 30561772
3.0 V6t	147	01/98 → 12/09	SAG031	Crankshaft sensor	B3	OE 90490496
9-5 (YS3G)						
2.0 t BioPower	162	05/10 → 01/12	SAG231	Crankshaft sensor	B3	OE 12588992
2.0 t BioPower XWD	162	05/10 → 01/12	SAG231	Crankshaft sensor	B3	OE 12588992
2.0 Turbo	162	05/10 → 01/12	SAG231	Crankshaft sensor	B3	OE 12588992
2.0 Turbo XWD	162	05/10 → 01/12	SAG231	Crankshaft sensor	B3	OE 12588992
2.8 Turbo V6 XWD	221	05/10 → 01/12	SAG229	Crankshaft sensor	B3	OE 12615626

	kw			DESCRIPTION	TYPE		
SAAB							
9-5 Station wagon (YS3E)							
2.0 t	110	10/98 → 12/09	SAG078	Crankshaft sensor	B3	OE 30561772	
	141	10/98 → 07/00	SAG078	Crankshaft sensor	B3	OE 30561772	
	136	07/00 → 07/01	SAG078	Crankshaft sensor	B3	OE 30561772	
2.3 t	125	10/98 → 12/09	SAG078	Crankshaft sensor	B3	OE 30561772	
	136	01/01 → 12/09	SAG078	Crankshaft sensor	B3	OE 30561772	
2.3 t BioPower	154	11/06 → 12/09	SAG078	Crankshaft sensor	B3	OE 30561772	
2.3 Turbo	169	10/99 → 09/01	SAG078	Crankshaft sensor	B3	OE 30561772	
	184	09/01 → 12/09	SAG078	Crankshaft sensor	B3	OE 30561772	
	162	07/03 → 12/09	SAG078	Crankshaft sensor	B3	OE 30561772	
3.0 V6t	147	10/98 → 12/09	SAG031	Crankshaft sensor	B3	OE 90490496	
SEAT							
ALHAMBRA (710, 711)							
2.0 TDI	103	06/10 →	ATS16	Air temperature sensor	A1	OE 03G906051E; With integrated air pressure sensor	
			SAG155	Crankshaft sensor	B3	OE 032906433A	
			SPS005	Exhaust gas pressure sensor	C2	OE 076906051B	
			MWSS020	ABS sensor	D1	OE 1K0927807; Position: left rear	
			MWSS021	ABS sensor	D1	OE 1K0927808; Position: right rear	
			MWSS027	ABS sensor	D1	OE 7H0927803; Position: left front	
		MWSS028	ABS sensor	D1	OE 7H0927804; Position: right front		
		MWSS067	ABS sensor	D1	OE 7L0927807A; Position: left		
		MWSS068	ABS sensor	D1	OE 7L0927808A; Position: right		
		09/10 →	MWSS142	ABS sensor	D1	OE 1K0927807A; Position: left rear	
			MWSS143	ABS sensor	D1	OE 1K0927808A; Position: right rear	
		06/10 →	SPA111	Coolant temperature sensor	E3	OE 06A919501	
	SAA105		Oil pressure switches	F1	OE 036919081C		
	110	05/15 →	SAG286	Crankshaft sensor	B3	OE 04L906433	
			MWSS020	ABS sensor	D1	OE 1K0927807; Position: left rear	
			MWSS021	ABS sensor	D1	OE 1K0927808; Position: right rear	
			MWSS027	ABS sensor	D1	OE 7H0927803; Position: left front	
			MWSS028	ABS sensor	D1	OE 7H0927804; Position: right front	
			MWSS067	ABS sensor	D1	OE 7L0927807A; Position: left	
		MWSS068	ABS sensor	D1	OE 7L0927808A; Position: right		
		MWSS142	ABS sensor	D1	OE 1K0927807A; Position: left rear		
		MWSS143	ABS sensor	D1	OE 1K0927808A; Position: right rear		
		135	05/15 →	SAG286	Crankshaft sensor	B3	OE 04L906433
				MWSS020	ABS sensor	D1	OE 1K0927807; Position: left rear
MWSS021				ABS sensor	D1	OE 1K0927808; Position: right rear	
MWSS027	ABS sensor			D1	OE 7H0927803; Position: left front		
MWSS028	ABS sensor			D1	OE 7H0927804; Position: right front		
MWSS067	ABS sensor			D1	OE 7L0927807A; Position: left		
MWSS068	ABS sensor	D1	OE 7L0927808A; Position: right				
MWSS142	ABS sensor	D1	OE 1K0927807A; Position: left rear				
MWSS143	ABS sensor	D1	OE 1K0927808A; Position: right rear				
ALHAMBRA (7V8, 7V9)							
1.9 TDI	85	06/00 → 03/10	ATS23	Air temperature sensor	A1		
			APS39	Intake pressure sensor	A3	OE 038906051	
			APS40	Intake pressure sensor	A3	OE 038906051B	
			SAC115	Camshaft sensor	B2	OE 038957147A	
			SAG015	Camshaft sensor	B2	OE 038907319D	
	06/05 → 03/10	SAG245	Crankshaft sensor	B3	OE 038957147B		
		SPA105	Coolant temperature sensor	E3	OE 251919501A		
	06/00 → 03/10	SPA109	Coolant temperature sensor	E3	OE 059919501A		
		SPA110	Coolant temperature sensor	E3	OE 357919501A		

	KW			DESCRIPTION	TYPE	
SEAT						
ALHAMBRA (7V8, 7V9)						
1.9 TDI	85	06/00 → 03/10	SPA111	Coolant temperature sensor	E3	OE 06A919501
	96	11/02 → 11/08	ATS23	Air temperature sensor	A1	
			APS83	Intake pressure sensor	A3	OE 038906051C
			SAC115	Camshaft sensor	B2	OE 038957147A
			SAG245	Crankshaft sensor	B3	OE 038957147B
			SPA105	Coolant temperature sensor	E3	OE 251919501A
			SPA110	Coolant temperature sensor	E3	OE 357919501A
			SPA111	Coolant temperature sensor	E3	OE 06A919501
2.0 TDI	103	11/05 → 03/10	SAC118	Camshaft sensor	B2	OE 03G906433
			SAG166	Crankshaft sensor	B3	OE 036906433
			SPS002	Exhaust gas pressure sensor	C2	OE 059906051A
			SPS003	Exhaust gas pressure sensor	C2	OE 076906051A
			SPA110	Coolant temperature sensor	E3	OE 357919501A
2.8 V6	150	06/00 → 03/10	SAG065	Crankshaft sensor	B3	OE 022957147
2.8 V6 4motion	150	06/00 → 03/10	SAG065	Crankshaft sensor	B3	OE 022957147
ALTEA (5P1)						
1.6	75	03/04 →	APS86	Intake pressure sensor	A3	OE 06B906051
			SAD031	Knock sensor	B1	OE 030905377C
			SAC075	Camshaft sensor	B2	OE 06B905163A
			MWSS020	ABS sensor	D1	OE 1K0927807; Position: left rear
			MWSS021	ABS sensor	D1	OE 1K0927808; Position: right rear
			MWSS027	ABS sensor	D1	OE 7H0927803; Position: left front
			MWSS028	ABS sensor	D1	OE 7H0927804; Position: right front
			SPA111	Coolant temperature sensor	E3	OE 06A919501
1.6 TDI	77	10/09 →	SAG155	Crankshaft sensor	B3	OE 032906433A
			STS0011	Exhaust gas temperature sensor	C1	Position: before soot particulate filter; Cable length: 710
			STS0013	Exhaust gas temperature sensor	C1	Position: after soot particulate filter; Cable length: 825
			SPS005	Exhaust gas pressure sensor	C2	OE 076906051B
			MWSS020	ABS sensor	D1	OE 1K0927807; Position: left rear
			MWSS021	ABS sensor	D1	OE 1K0927808; Position: right rear
			MWSS027	ABS sensor	D1	OE 7H0927803; Position: left front
			MWSS028	ABS sensor	D1	OE 7H0927804; Position: right front
			SPA111	Coolant temperature sensor	E3	OE 06A919501
1.9 TDI	77	04/04 →	SAA105	Oil pressure switches	F1	OE 036919081C
			APS40	Intake pressure sensor	A3	OE 038906051B
			SAC118	Camshaft sensor	B2	OE 03G906433
			SAG166	Crankshaft sensor	B3	OE 036906433
			SAG287	Crankshaft sensor	B3	OE 036906433B
			STS0017	Exhaust gas temperature sensor	C1	Position: before turbocharger; Cable length: 720
			STS0019	Exhaust gas temperature sensor	C1	Position: before soot particulate filter; Cable length: 510
			STS0021	Exhaust gas temperature sensor	C1	Position: after soot particulate filter; Cable length: 825
			SPS002	Exhaust gas pressure sensor	C2	OE 059906051A
			SPS003	Exhaust gas pressure sensor	C2	OE 076906051A
			MWSS020	ABS sensor	D1	OE 1K0927807; Position: left rear
			MWSS021	ABS sensor	D1	OE 1K0927808; Position: right rear
			MWSS027	ABS sensor	D1	OE 7H0927803; Position: left front
			MWSS028	ABS sensor	D1	OE 7H0927804; Position: right front
SPA111	Coolant temperature sensor	E3	OE 06A919501			

	kW			DESCRIPTION	TYPE					
SEAT										
ALTEA (5P1)										
2.0 TDI	103	11/05 →	APS83	Intake pressure sensor	A3	OE 038906051C				
			SAC118	Camshaft sensor	B2	OE 03G906433				
			SAG166	Crankshaft sensor	B3	OE 036906433				
			STS0017	Exhaust gas temperature sensor	C1	Position: before turbocharger; Cable length: 720				
			STS0019	Exhaust gas temperature sensor	C1	Position: before soot particulate filter; Cable length: 510				
			STS0021	Exhaust gas temperature sensor	C1	Position: after soot particulate filter; Cable length: 825				
			SPS002	Exhaust gas pressure sensor	C2	OE 059906051A				
			SPS003	Exhaust gas pressure sensor	C2	OE 076906051A				
			MWSS020	ABS sensor	D1	OE 1K0927807; Position: left rear				
			MWSS021	ABS sensor	D1	OE 1K0927808; Position: right rear				
			MWSS027	ABS sensor	D1	OE 7H0927803; Position: left front				
			MWSS028	ABS sensor	D1	OE 7H0927804; Position: right front				
			SPA111	Coolant temperature sensor	E3	OE 06A919501				
2.0 TDI 16V	103	03/04 →	03/04 → 07/11	APS83	Intake pressure sensor	A3	OE 038906051C			
			SAC085	Camshaft sensor	B2	OE 03G957147A				
			SAG155	Crankshaft sensor	B3	OE 032906433A				
			SAG166	Crankshaft sensor	B3	OE 036906433				
			SPS004	Exhaust gas pressure sensor	C2	OE 059906051C				
			MWSS020	ABS sensor	D1	OE 1K0927807; Position: left rear				
			MWSS021	ABS sensor	D1	OE 1K0927808; Position: right rear				
			MWSS027	ABS sensor	D1	OE 7H0927803; Position: left front				
			MWSS028	ABS sensor	D1	OE 7H0927804; Position: right front				
			SPA111	Coolant temperature sensor	E3	OE 06A919501				
						03/04 → 09/11	SAA105	Oil pressure switches	F1	OE 036919081C
			ALTEA XL (5P5, 5P8)							
1.6	75	10/06 →	APS86	Intake pressure sensor	A3	OE 06B906051				
			SAD031	Knock sensor	B1	OE 030905377C				
			MWSS020	ABS sensor	D1	OE 1K0927807; Position: left rear				
			MWSS021	ABS sensor	D1	OE 1K0927808; Position: right rear				
			MWSS027	ABS sensor	D1	OE 7H0927803; Position: left front				
			MWSS028	ABS sensor	D1	OE 7H0927804; Position: right front				
			SPA111	Coolant temperature sensor	E3	OE 06A919501				
1.6 TDI	77	10/09 →	SAG155	Crankshaft sensor	B3	OE 032906433A				
			STS0011	Exhaust gas temperature sensor	C1	Position: before soot particulate filter; Cable length: 710				
			STS0013	Exhaust gas temperature sensor	C1	Position: after soot particulate filter; Cable length: 825				
			SPS005	Exhaust gas pressure sensor	C2	OE 076906051B				
			MWSS020	ABS sensor	D1	OE 1K0927807; Position: left rear				
			MWSS021	ABS sensor	D1	OE 1K0927808; Position: right rear				
			MWSS027	ABS sensor	D1	OE 7H0927803; Position: left front				
			MWSS028	ABS sensor	D1	OE 7H0927804; Position: right front				
			SPA111	Coolant temperature sensor	E3	OE 06A919501				
			SAA105	Oil pressure switches	F1	OE 036919081C				
1.9 TDI	77	10/06 →	APS40	Intake pressure sensor	A3	OE 038906051B				
			SAC118	Camshaft sensor	B2	OE 03G906433				
			SAG166	Crankshaft sensor	B3	OE 036906433				
			SAG287	Crankshaft sensor	B3	OE 036906433B				
			STS0017	Exhaust gas temperature sensor	C1	Position: before turbocharger; Cable length: 720				
			STS0019	Exhaust gas temperature sensor	C1	Position: before soot particulate filter; Cable length: 510				

	KW			DESCRIPTION	TYPE			
SEAT								
ALTEA XL (5P5, 5P8)								
1.9 TDI	77	10/06 →	STS0021	Exhaust gas temperature sensor	C1	Position: after soot particulate filter; Cable length: 825		
			SPS002	Exhaust gas pressure sensor	C2	OE 059906051A		
			SPS003	Exhaust gas pressure sensor	C2	OE 076906051A		
			MWSS020	ABS sensor	D1	OE 1K0927807; Position: left rear		
			MWSS021	ABS sensor	D1	OE 1K0927808; Position: right rear		
			MWSS027	ABS sensor	D1	OE 7H0927803; Position: left front		
			MWSS028	ABS sensor	D1	OE 7H0927804; Position: right front		
			SPA111	Coolant temperature sensor	E3	OE 06A919501		
2.0 TDI	103	10/06 →	APS83	Intake pressure sensor	A3	OE 038906051C		
			SAC118	Camshaft sensor	B2	OE 03G906433		
			SAG166	Crankshaft sensor	B3	OE 036906433		
			STS0017	Exhaust gas temperature sensor	C1	Position: before turbocharger; Cable length: 720		
			STS0019	Exhaust gas temperature sensor	C1	Position: before soot particulate filter; Cable length: 510		
			STS0021	Exhaust gas temperature sensor	C1	Position: after soot particulate filter; Cable length: 825		
			SPS002	Exhaust gas pressure sensor	C2	OE 059906051A		
			SPS003	Exhaust gas pressure sensor	C2	OE 076906051A		
			MWSS020	ABS sensor	D1	OE 1K0927807; Position: left rear		
			MWSS021	ABS sensor	D1	OE 1K0927808; Position: right rear		
			MWSS027	ABS sensor	D1	OE 7H0927803; Position: left front		
			MWSS028	ABS sensor	D1	OE 7H0927804; Position: right front		
2.0 TDI 16V	103	10/06 → 09/11	APS83	Intake pressure sensor	A3	OE 038906051C		
		10/06 →	SAC085	Camshaft sensor	B2	OE 03G957147A		
			SAG155	Crankshaft sensor	B3	OE 032906433A		
			SAG166	Crankshaft sensor	B3	OE 036906433		
			SPS004	Exhaust gas pressure sensor	C2	OE 059906051C		
			MWSS020	ABS sensor	D1	OE 1K0927807; Position: left rear		
			MWSS021	ABS sensor	D1	OE 1K0927808; Position: right rear		
			MWSS027	ABS sensor	D1	OE 7H0927803; Position: left front		
			MWSS028	ABS sensor	D1	OE 7H0927804; Position: right front		
		SPA111	Coolant temperature sensor	E3	OE 06A919501			
		09/10 → 05/11	SAA105	Oil pressure switches	F1	OE 036919081C		
		ATECA (KH7)						
		1.6 TDI	85	04/16 →	SAG286	Crankshaft sensor	B3	OE 04L906433
2.0 TDI 4Drive	140	06/16 →	SAG286	Crankshaft sensor	B3	OE 04L906433		
CORDOBA (6K1, 6K2)								
1.4 16V	55	05/00 → 10/02	APS87	Intake pressure sensor	A3	OE 03D906051		
			APS125	Intake pressure sensor	A3	OE 036906051		
			SAD028	Knock sensor	B1	OE 030905377A		
			SAC014	Camshaft sensor	B2	OE 036907601A		
			SAC089	Camshaft sensor	B2	OE 070907601		
			SAG184	Crankshaft sensor	B3	OE 1H0919149C		
			SAG257	Crankshaft sensor	B3	OE 030957147B		
			MWSS000	ABS sensor	D1	OE 1H0927808; Position: right front		
			MWSS001	ABS sensor	D1	OE 1H0927807; Position: left front		
			MWSS032	ABS sensor	D1	OE 6K0927807D; Position: rear axle left and right		
			SPA109	Coolant temperature sensor	E3	OE 059919501A		
			SPA110	Coolant temperature sensor	E3	OE 357919501A		
			SPA159	Coolant temperature sensor	E3	OE 059919501		
SAA105	Oil pressure switches	F1	OE 036919081C					



kW



PARTS & SERVICES

DESCRIPTION

TYPE


SEAT
CORDOBA (6K1, 6K2)

1.8 i 16V	95	10/93 → 08/96	SPA143	Coolant temperature sensor	E3	OE 026906161
1.9 SDI	50	06/99 → 10/02	ATS18	Air temperature sensor	A1	OE 028906081
			SAG138	Crankshaft sensor	B3	OE 038907319
		SAG184	Crankshaft sensor	B3	OE 1H0919149C	
		SAG238	Crankshaft sensor	B3	OE 038907319A	
	06/99 → 10/02	MWSS000	ABS sensor	D1	OE 1H0927808; Position: right front	
		MWSS001	ABS sensor	D1	OE 1H0927807; Position: left front	
		MWSS032	ABS sensor	D1	OE 6K0927807D; Position: rear axle left and right	
		SPA109	Coolant temperature sensor	E3	OE 059919501A	
		SPA140	Coolant temperature sensor	E3	OE 357919501	
		SPA159	Coolant temperature sensor	E3	OE 059919501	
1.9 TDI	66	08/96 → 10/02	APS29	Intake pressure sensor	A3	OE 2379063111
	81	03/97 → 10/02	APS29	Intake pressure sensor	A3	OE 2379063111
2.0 i 16V	110	08/96 → 06/99	SPA143	Coolant temperature sensor	E3	OE 026906161

CORDOBA (6L2)

1.4 16V	55	09/02 → 12/07	ATS23	Air temperature sensor	A1	
			APS87	Intake pressure sensor	A3	OE 03D906051
		05/04 → 12/07	APS91	Intake pressure sensor	A3	OE 0279980411
			APS125	Intake pressure sensor	A3	OE 036906051
		09/02 → 12/07	SAD031	Knock sensor	B1	OE 030905377C
			SAC011	Camshaft sensor	B2	OE 030907601
			SAC014	Camshaft sensor	B2	OE 036907601A
			SAC089	Camshaft sensor	B2	OE 070907601
			SAG132	Crankshaft sensor	B3	OE 030957147S
			SAG166	Crankshaft sensor	B3	OE 036906433
		09/02 → 11/02	SAG256	Crankshaft sensor	B3	OE 030957147A
		09/02 → 12/07	SAG257	Crankshaft sensor	B3	OE 030957147B
			SAG266	Crankshaft sensor	B3	OE 001927321A
		05/04 → 12/07	SAG275	Crankshaft sensor	B3	OE 001927321
		09/02 → 12/07	MWSS019	ABS sensor	D1	OE 6Q0927804A; Position: right front
			MWSS023	ABS sensor	D1	OE 6Q0927803A; Position: left front
			MWSS025	ABS sensor	D1	OE 6Q0927807A; Position: left rear
MWSS026	ABS sensor		D1	OE 6Q0927808A; Position: right rear		
SPA109	Coolant temperature sensor		E3	OE 059919501A		
SPA111	Coolant temperature sensor		E3	OE 06A919501		
SPA159	Coolant temperature sensor		E3	OE 059919501		
SAA105	Oil pressure switches	F1	OE 036919081C			
1.9 SDI	47	09/02 → 11/09	ATS18	Air temperature sensor	A1	OE 028906081
			MWSS019	ABS sensor	D1	OE 6Q0927804A; Position: right front
			MWSS023	ABS sensor	D1	OE 6Q0927803A; Position: left front
			MWSS025	ABS sensor	D1	OE 6Q0927807A; Position: left rear
			MWSS026	ABS sensor	D1	OE 6Q0927808A; Position: right rear
			SPA111	Coolant temperature sensor	E3	OE 06A919501
1.9 TDI	96	10/02 → 11/09	ATS23	Air temperature sensor	A1	
			APS83	Intake pressure sensor	A3	OE 038906051C
			SAC115	Camshaft sensor	B2	OE 038957147A
			SAG245	Crankshaft sensor	B3	OE 038957147B
			MWSS019	ABS sensor	D1	OE 6Q0927804A; Position: right front
			MWSS023	ABS sensor	D1	OE 6Q0927803A; Position: left front
			MWSS025	ABS sensor	D1	OE 6Q0927807A; Position: left rear
			MWSS026	ABS sensor	D1	OE 6Q0927808A; Position: right rear
SPA111	Coolant temperature sensor	E3	OE 06A919501			

	KW			DESCRIPTION	TYPE	
SEAT						
CORDOBA (6L2)						
1.9 TDI	74	09/02 → 11/09	ATS23	Air temperature sensor	A1	
			APS40	Intake pressure sensor	A3	OE 038906051B
			SAC115	Camshaft sensor	B2	OE 038957147A
			SAC118	Camshaft sensor	B2	OE 03G906433
			SAG166	Crankshaft sensor	B3	OE 036906433
			SAG245	Crankshaft sensor	B3	OE 038957147B
			STS0113	Exhaust gas temperature sensor	C1	Position: before soot particulate filter; Cable length: 470
			STS0191	Exhaust gas temperature sensor	C1	Position: after soot particulate filter; Cable length: 815
			STS0217	Exhaust gas temperature sensor	C1	Position: after soot particulate filter; Cable length: 760
			SPS003	Exhaust gas pressure sensor	C2	OE 076906051A
			MWSS019	ABS sensor	D1	OE 6Q0927804A; Position: right front
			MWSS023	ABS sensor	D1	OE 6Q0927803A; Position: left front
			MWSS025	ABS sensor	D1	OE 6Q0927807A; Position: left rear
MWSS026	ABS sensor	D1	OE 6Q0927808A; Position: right rear			
SPA111	Coolant temperature sensor	E3	OE 06A919501			
CORDOBA Vario (6K5)						
1.9 TDI	66	08/96 → 12/02	APS29	Intake pressure sensor	A3	OE 2379063111
	81	07/97 → 12/02	APS29	Intake pressure sensor	A3	OE 2379063111
EXEO (3R2)						
2.0 TDI	105	12/08 → 05/13	SAG155	Crankshaft sensor	B3	OE 032906433A
			STS0027	Exhaust gas temperature sensor	C1	Position: after soot particulate filter; Cable length: 920
			STS0075	Exhaust gas temperature sensor	C1	Position: after soot particulate filter; Cable length: 365
			SPS002	Exhaust gas pressure sensor	C2	OE 059906051A
			MWSS029	ABS sensor	D1	OE 8E0927803B; Position: front axle left and right
			MWSS126	ABS sensor	D1	OE 8E0927807G; Position: right rear
			SPA111	Coolant temperature sensor	E3	OE 06A919501
EXEO ST (3R5)						
2.0 TDI	105	05/09 → 05/13	SAG155	Crankshaft sensor	B3	OE 032906433A
			STS0027	Exhaust gas temperature sensor	C1	Position: after soot particulate filter; Cable length: 920
			STS0075	Exhaust gas temperature sensor	C1	Position: after soot particulate filter; Cable length: 365
			SPS002	Exhaust gas pressure sensor	C2	OE 059906051A
			MWSS029	ABS sensor	D1	OE 8E0927803B; Position: front axle left and right
			MWSS126	ABS sensor	D1	OE 8E0927807G; Position: right rear
			SPA111	Coolant temperature sensor	E3	OE 06A919501
FURA (025A)						
0.9	33	01/82 → 06/86	SAA107	Oil pressure switches	F1	OE 0003933681
IBIZA I (021A)						
0.9	32	08/86 → 05/93	SAA107	Oil pressure switches	F1	OE 0003933681
	29	08/90 → 05/93	SAA107	Oil pressure switches	F1	OE 0003933681
1.2	46	11/84 → 12/93	SAA107	Oil pressure switches	F1	OE 0003933681
IBIZA II (6K1)						
1.4 16V	55	05/00 → 02/02	APS87	Intake pressure sensor	A3	OE 03D906051
			APS125	Intake pressure sensor	A3	OE 036906051
			SAD028	Knock sensor	B1	OE 030905377A
			SAC014	Camshaft sensor	B2	OE 036907601A
			SAC089	Camshaft sensor	B2	OE 070907601



kW



PARTS & SERVICES

DESCRIPTION

TYPE


SEAT
IBIZA II (6K1)

1.4 16V	55	05/00 → 02/02	SAG184	Crankshaft sensor	B3	OE 1H0919149C
			SAG257	Crankshaft sensor	B3	OE 030957147B
			MWSS000	ABS sensor	D1	OE 1H0927808; Position: right front
			MWSS001	ABS sensor	D1	OE 1H0927807; Position: left front
			MWSS032	ABS sensor	D1	OE 6K0927807D; Position: rear axle left and right
			SPA109	Coolant temperature sensor	E3	OE 059919501A
			SPA110	Coolant temperature sensor	E3	OE 357919501A
			SPA159	Coolant temperature sensor	E3	OE 059919501
			SAA105	Oil pressure switches	F1	OE 036919081C
1.8 i 16V	95	11/93 → 08/96	SPA143	Coolant temperature sensor	E3	OE 026906161
1.9 SDI	50	08/99 → 02/02	ATS18	Air temperature sensor	A1	OE 028906081
			SAG138	Crankshaft sensor	B3	OE 038907319
		11/99 → 02/02	SAG184	Crankshaft sensor	B3	OE 1H0919149C
			SAG238	Crankshaft sensor	B3	OE 038907319A
	08/99 → 02/02	MWSS000	ABS sensor	D1	OE 1H0927808; Position: right front	
		MWSS001	ABS sensor	D1	OE 1H0927807; Position: left front	
		MWSS032	ABS sensor	D1	OE 6K0927807D; Position: rear axle left and right	
		SPA109	Coolant temperature sensor	E3	OE 059919501A	
			SPA159	Coolant temperature sensor	E3	OE 059919501
			SPA165	Coolant temperature sensor	E3	OE 078919501B
1.9 TDI	66	08/96 → 02/02	APS29	Intake pressure sensor	A3	OE 2379063111
	81	02/97 → 02/02	APS29	Intake pressure sensor	A3	OE 2379063111
2.0 i 16V	110	08/96 → 08/99	SPA143	Coolant temperature sensor	E3	OE 026906161

IBIZA III (6L1)

1.2	47	02/02 → 06/06	ATS23	Air temperature sensor	A1		
			APS86	Intake pressure sensor	A3	OE 06B906051	
			SAD031	Knock sensor	B1	OE 030905377C	
			SAC011	Camshaft sensor	B2	OE 030907601	
			SAG226	Crankshaft sensor	B3	OE 03D906433	
			MWSS019	ABS sensor	D1	OE 6Q0927804A; Position: right front	
			MWSS023	ABS sensor	D1	OE 6Q0927803A; Position: left front	
			MWSS025	ABS sensor	D1	OE 6Q0927807A; Position: left rear	
			MWSS026	ABS sensor	D1	OE 6Q0927808A; Position: right rear	
				SPA111	Coolant temperature sensor	E3	OE 06A919501
				SAA105	Oil pressure switches	F1	OE 036919081C
	44	06/07 → 05/08	APS87	Intake pressure sensor	A3	OE 03D906051	
			SAD031	Knock sensor	B1	OE 030905377C	
			SAC011	Camshaft sensor	B2	OE 030907601	
			SAG226	Crankshaft sensor	B3	OE 03D906433	
			MWSS019	ABS sensor	D1	OE 6Q0927804A; Position: right front	
			MWSS023	ABS sensor	D1	OE 6Q0927803A; Position: left front	
			MWSS025	ABS sensor	D1	OE 6Q0927807A; Position: left rear	
MWSS026			ABS sensor	D1	OE 6Q0927808A; Position: right rear		
					SPA111	Coolant temperature sensor	E3
			SAA105	Oil pressure switches	F1	OE 036919081C	
1.2 12V	51	05/06 → 11/09	APS86	Intake pressure sensor	A3	OE 06B906051	
			SAD031	Knock sensor	B1	OE 030905377C	
			SAC011	Camshaft sensor	B2	OE 030907601	
			SAG226	Crankshaft sensor	B3	OE 03D906433	
			MWSS019	ABS sensor	D1	OE 6Q0927804A; Position: right front	
			MWSS023	ABS sensor	D1	OE 6Q0927803A; Position: left front	
			MWSS025	ABS sensor	D1	OE 6Q0927807A; Position: left rear	
			MWSS026	ABS sensor	D1	OE 6Q0927808A; Position: right rear	

	KW			DESCRIPTION	TYPE	
SEAT						
IBIZA III (6L1)						
1.2 12V	51	05/06 → 11/09	SPA111	Coolant temperature sensor	E3	OE 06A919501
			SAA105	Oil pressure switches	F1	OE 036919081C
1.4 16V	74	02/02 → 11/09	ATS23	Air temperature sensor	A1	
			APS40	Intake pressure sensor	A3	OE 038906051B
			APS87	Intake pressure sensor	A3	OE 03D906051
			APS125	Intake pressure sensor	A3	OE 036906051
			SAD031	Knock sensor	B1	OE 030905377C
			SAC014	Camshaft sensor	B2	OE 036907601A
			SAG256	Crankshaft sensor	B3	OE 030957147A
			MWSS019	ABS sensor	D1	OE 6Q0927804A; Position: right front
			MWSS023	ABS sensor	D1	OE 6Q0927803A; Position: left front
			MWSS025	ABS sensor	D1	OE 6Q0927807A; Position: left rear
			MWSS026	ABS sensor	D1	OE 6Q0927808A; Position: right rear
			SPA109	Coolant temperature sensor	E3	OE 059919501A
			SPA111	Coolant temperature sensor	E3	OE 06A919501
			SPA159	Coolant temperature sensor	E3	OE 059919501
			SAA105	Oil pressure switches	F1	OE 036919081C
1.4 16V	55	02/02 → 12/07	ATS23	Air temperature sensor	A1	
			APS87	Intake pressure sensor	A3	OE 03D906051
		05/04 → 12/07	APS91	Intake pressure sensor	A3	OE 0279980411
			APS125	Intake pressure sensor	A3	OE 036906051
			SAD031	Knock sensor	B1	OE 030905377C
			SAC014	Camshaft sensor	B2	OE 036907601A
			SAG132	Crankshaft sensor	B3	OE 030957147S
			SAG166	Crankshaft sensor	B3	OE 036906433
			SAG256	Crankshaft sensor	B3	OE 030957147A
			SAG257	Crankshaft sensor	B3	OE 030957147B
			SAG266	Crankshaft sensor	B3	OE 001927321A
			SAG275	Crankshaft sensor	B3	OE 001927321
			MWSS019	ABS sensor	D1	OE 6Q0927804A; Position: right front
			MWSS023	ABS sensor	D1	OE 6Q0927803A; Position: left front
			MWSS025	ABS sensor	D1	OE 6Q0927807A; Position: left rear
			MWSS026	ABS sensor	D1	OE 6Q0927808A; Position: right rear
			SPA109	Coolant temperature sensor	E3	OE 059919501A
			SPA111	Coolant temperature sensor	E3	OE 06A919501
			SPA159	Coolant temperature sensor	E3	OE 059919501
					SAA105	Oil pressure switches
1.4 16V	63	05/06 → 11/09	APS91	Intake pressure sensor	A3	OE 0279980411
			SAD031	Knock sensor	B1	OE 030905377C
			SAC014	Camshaft sensor	B2	OE 036907601A
			SAG155	Crankshaft sensor	B3	OE 032906433A
			MWSS019	ABS sensor	D1	OE 6Q0927804A; Position: right front
			MWSS023	ABS sensor	D1	OE 6Q0927803A; Position: left front
			MWSS025	ABS sensor	D1	OE 6Q0927807A; Position: left rear
			MWSS026	ABS sensor	D1	OE 6Q0927808A; Position: right rear
			SPA111	Coolant temperature sensor	E3	OE 06A919501
			SAA105	Oil pressure switches	F1	OE 036919081C
1.4 TDI	55	05/02 → 12/05	ATS23	Air temperature sensor	A1	
			APS40	Intake pressure sensor	A3	OE 038906051B
			SAC115	Camshaft sensor	B2	OE 038957147A
			SAG134	Crankshaft sensor	B3	OE 045907319A
			MWSS019	ABS sensor	D1	OE 6Q0927804A; Position: right front
			MWSS023	ABS sensor	D1	OE 6Q0927803A; Position: left front
			MWSS025	ABS sensor	D1	OE 6Q0927807A; Position: left rear
MWSS026	ABS sensor	D1	OE 6Q0927808A; Position: right rear			



kW



PARTS & SERVICES

DESCRIPTION

TYPE


SEAT
IBIZA III (6L1)

1.4 TDI	55	05/02 → 12/05	SPA111	Coolant temperature sensor	E3	OE 06A919501	
	51	05/05 → 11/09	APS40	Intake pressure sensor	A3	OE 038906051B	
			SAC115	Camshaft sensor	B2	OE 038957147A	
			SAG134	Crankshaft sensor	B3	OE 045907319A	
			MWSS019	ABS sensor	D1	OE 6Q0927804A; Position: right front	
			MWSS023	ABS sensor	D1	OE 6Q0927803A; Position: left front	
			MWSS025	ABS sensor	D1	OE 6Q0927807A; Position: left rear	
			MWSS026	ABS sensor	D1	OE 6Q0927808A; Position: right rear	
			SPA111	Coolant temperature sensor	E3	OE 06A919501	
	59	06/05 → 11/09	APS40	Intake pressure sensor	A3	OE 038906051B	
			SAC115	Camshaft sensor	B2	OE 038957147A	
			SAC118	Camshaft sensor	B2	OE 03G906433	
			SAG134	Crankshaft sensor	B3	OE 045907319A	
			SAG166	Crankshaft sensor	B3	OE 036906433	
			STS0101	Exhaust gas temperature sensor	C1	Position: before turbocharger; Cable length: 720	
			STS0113	Exhaust gas temperature sensor	C1	Position: before soot particulate filter; Cable length: 470	
			STS0191	Exhaust gas temperature sensor	C1	Position: after soot particulate filter; Cable length: 815	
			STS0217	Exhaust gas temperature sensor	C1	Position: after soot particulate filter; Cable length: 760	
			SPS003	Exhaust gas pressure sensor	C2	OE 076906051A	
			MWSS019	ABS sensor	D1	OE 6Q0927804A; Position: right front	
	MWSS023	ABS sensor	D1	OE 6Q0927803A; Position: left front			
	MWSS025	ABS sensor	D1	OE 6Q0927807A; Position: left rear			
	MWSS026	ABS sensor	D1	OE 6Q0927808A; Position: right rear			
	SPA111	Coolant temperature sensor	E3	OE 06A919501			
	1.9 SDI	47	02/02 → 12/05	ATS18	Air temperature sensor	A1	OE 028906081
				MWSS019	ABS sensor	D1	OE 6Q0927804A; Position: right front
				MWSS023	ABS sensor	D1	OE 6Q0927803A; Position: left front
MWSS025				ABS sensor	D1	OE 6Q0927807A; Position: left rear	
MWSS026				ABS sensor	D1	OE 6Q0927808A; Position: right rear	
SPA111				Coolant temperature sensor	E3	OE 06A919501	
1.9 TDI	74	02/02 → 11/09	ATS23	Air temperature sensor	A1		
			APS40	Intake pressure sensor	A3	OE 038906051B	
			SAC115	Camshaft sensor	B2	OE 038957147A	
			SAC118	Camshaft sensor	B2	OE 03G906433	
			SAG166	Crankshaft sensor	B3	OE 036906433	
			SAG245	Crankshaft sensor	B3	OE 038957147B	
			STS0101	Exhaust gas temperature sensor	C1	Position: before turbocharger; Cable length: 720	
			STS0113	Exhaust gas temperature sensor	C1	Position: before soot particulate filter; Cable length: 470	
			STS0191	Exhaust gas temperature sensor	C1	Position: after soot particulate filter; Cable length: 815	
			STS0217	Exhaust gas temperature sensor	C1	Position: after soot particulate filter; Cable length: 760	
			SPS003	Exhaust gas pressure sensor	C2	OE 076906051A	
			MWSS019	ABS sensor	D1	OE 6Q0927804A; Position: right front	
			MWSS023	ABS sensor	D1	OE 6Q0927803A; Position: left front	
			MWSS025	ABS sensor	D1	OE 6Q0927807A; Position: left rear	
			MWSS026	ABS sensor	D1	OE 6Q0927808A; Position: right rear	
SPA111	Coolant temperature sensor	E3	OE 06A919501				

	KW			DESCRIPTION	TYPE	
SEAT						
IBIZA III (6L1)						
1.9 TDI	96	02/02 → 11/09	ATS23	Air temperature sensor	A1	
			APS83	Intake pressure sensor	A3	OE 038906051C
			SAC115	Camshaft sensor	B2	OE 038957147A
			SAG245	Crankshaft sensor	B3	OE 038957147B
			MWSS019	ABS sensor	D1	OE 6Q0927804A; Position: right front
			MWSS023	ABS sensor	D1	OE 6Q0927803A; Position: left front
			MWSS025	ABS sensor	D1	OE 6Q0927807A; Position: left rear
			MWSS026	ABS sensor	D1	OE 6Q0927808A; Position: right rear
			SPA111	Coolant temperature sensor	E3	OE 06A919501
IBIZA IV (6J5, 6P1)						
1.0	55	05/15 →	APS91	Intake pressure sensor	A3	OE 0279980411
			SAD031	Knock sensor	B1	OE 030905377C
			SAC120	Camshaft sensor	B2	OE 04C907601
			MWSS019	ABS sensor	D1	OE 6Q0927804A; Position: right front
			MWSS023	ABS sensor	D1	OE 6Q0927803A; Position: left front
			MWSS025	ABS sensor	D1	OE 6Q0927807A; Position: left rear
			MWSS026	ABS sensor	D1	OE 6Q0927808A; Position: right rear
1.2	51	03/08 → 05/11	APS86	Intake pressure sensor	A3	OE 06B906051
		11/10 →	APS91	Intake pressure sensor	A3	OE 0279980411
		03/08 →	SAD031	Knock sensor	B1	OE 030905377C
			SAC011	Camshaft sensor	B2	OE 030907601
			SAG226	Crankshaft sensor	B3	OE 03D906433
			MWSS019	ABS sensor	D1	OE 6Q0927804A; Position: right front
			MWSS023	ABS sensor	D1	OE 6Q0927803A; Position: left front
			MWSS025	ABS sensor	D1	OE 6Q0927807A; Position: left rear
			MWSS026	ABS sensor	D1	OE 6Q0927808A; Position: right rear
			SPA111	Coolant temperature sensor	E3	OE 06A919501
SAA105	Oil pressure switches	F1	OE 036919081C			
1.2 TDI	55	05/10 →	ATS16	Air temperature sensor	A1	OE 03G906051E; With integrated air pressure sensor
			SAD031	Knock sensor	B1	OE 030905377C
			SAG155	Crankshaft sensor	B3	OE 032906433A
			STS0017	Exhaust gas temperature sensor	C1	Position: before turbocharger; Cable length: 720
			STS0039	Exhaust gas temperature sensor	C1	Position: after soot particulate filter; Cable length: 516
			STS0045	Exhaust gas temperature sensor	C1	Position: before soot particulate filter; Cable length: 570
			STS0073	Exhaust gas temperature sensor	C1	Position: after soot particulate filter; Cable length: 850
			STS0099	Exhaust gas temperature sensor	C1	Position: before soot particulate filter; Cable length: 490
			STS0129	Exhaust gas temperature sensor	C1	Position: before turbocharger; Cable length: 850
			STS0139	Exhaust gas temperature sensor	C1	Position: before soot particulate filter; Cable length: 590
			SPS004	Exhaust gas pressure sensor	C2	OE 059906051C
			MWSS019	ABS sensor	D1	OE 6Q0927804A; Position: right front
			MWSS023	ABS sensor	D1	OE 6Q0927803A; Position: left front
			MWSS025	ABS sensor	D1	OE 6Q0927807A; Position: left rear
			MWSS026	ABS sensor	D1	OE 6Q0927808A; Position: right rear
			SPA111	Coolant temperature sensor	E3	OE 06A919501
1.2 TSI	77	09/10 →	APS40	Intake pressure sensor	A3	OE 038906051B
			SAD031	Knock sensor	B1	OE 030905377C
			SAC011	Camshaft sensor	B2	OE 030907601



kW



PARTS & SERVICES

DESCRIPTION

TYPE


SEAT
IBIZA IV (6J5, 6P1)

1.2 TSI	77	09/10 →	SAG155	Crankshaft sensor	B3	OE 032906433A
			MWSS019	ABS sensor	D1	OE 6Q0927804A; Position: right front
			MWSS023	ABS sensor	D1	OE 6Q0927803A; Position: left front
			MWSS025	ABS sensor	D1	OE 6Q0927807A; Position: left rear
			MWSS026	ABS sensor	D1	OE 6Q0927808A; Position: right rear
			SPA111	Coolant temperature sensor	E3	OE 06A919501
			SPA192	Coolant temperature sensor	E3	OE 03F919501A
			SAA105	Oil pressure switches	F1	OE 036919081C
			APS131	Fuel pressure sensor	F2	OE 03C906051H
	63	08/12 →	APS40	Intake pressure sensor	A3	OE 038906051B
			SAD031	Knock sensor	B1	OE 030905377C
			MWSS019	ABS sensor	D1	OE 6Q0927804A; Position: right front
			MWSS023	ABS sensor	D1	OE 6Q0927803A; Position: left front
			MWSS025	ABS sensor	D1	OE 6Q0927807A; Position: left rear
			MWSS026	ABS sensor	D1	OE 6Q0927808A; Position: right rear
	66	05/15 →	SPA192	Coolant temperature sensor	E3	OE 03F919501A
			APS131	Fuel pressure sensor	F2	OE 03C906051H
			SAD031	Knock sensor	B1	OE 030905377C
			SAC120	Camshaft sensor	B2	OE 04C907601
			MWSS019	ABS sensor	D1	OE 6Q0927804A; Position: right front
			MWSS023	ABS sensor	D1	OE 6Q0927803A; Position: left front
1.4	63	03/08 →	MWSS025	ABS sensor	D1	OE 6Q0927807A; Position: left rear
			MWSS026	ABS sensor	D1	OE 6Q0927808A; Position: right rear
			APS91	Intake pressure sensor	A3	OE 0279980411
			SAD031	Knock sensor	B1	OE 030905377C
			SAC014	Camshaft sensor	B2	OE 036907601A
			SAG155	Crankshaft sensor	B3	OE 032906433A
			SAG166	Crankshaft sensor	B3	OE 036906433
			MWSS019	ABS sensor	D1	OE 6Q0927804A; Position: right front
			MWSS023	ABS sensor	D1	OE 6Q0927803A; Position: left front
			MWSS025	ABS sensor	D1	OE 6Q0927807A; Position: left rear
			MWSS026	ABS sensor	D1	OE 6Q0927808A; Position: right rear
			SPA111	Coolant temperature sensor	E3	OE 06A919501
			SAA105	Oil pressure switches	F1	OE 036919081C
			1.4 TDI	59	07/08 → 06/10	APS40
SAC118	Camshaft sensor	B2				OE 03G906433
SAG155	Crankshaft sensor	B3				OE 032906433A
SAG166	Crankshaft sensor	B3				OE 036906433
STS0101	Exhaust gas temperature sensor	C1				Position: before turbocharger; Cable length: 720
STS0113	Exhaust gas temperature sensor	C1				Position: before soot particulate filter; Cable length: 470
STS0191	Exhaust gas temperature sensor	C1				Position: after soot particulate filter; Cable length: 815
STS0217	Exhaust gas temperature sensor	C1				Position: after soot particulate filter; Cable length: 760
SPS003	Exhaust gas pressure sensor	C2				OE 076906051A
MWSS019	ABS sensor	D1				OE 6Q0927804A; Position: right front
MWSS023	ABS sensor	D1				OE 6Q0927803A; Position: left front
MWSS025	ABS sensor	D1				OE 6Q0927807A; Position: left rear
MWSS026	ABS sensor	D1				OE 6Q0927808A; Position: right rear
SPA111	Coolant temperature sensor	E3				OE 06A919501

		KW		 PARTS & SERVICES	DESCRIPTION	TYPE	
SEAT							
IBIZA IV (6J5, 6P1)							
1.6 TDI	66	05/09 →	ATS16	Air temperature sensor	A1	OE 03G906051E; With integrated air pressure sensor	
			SAD031	Knock sensor	B1	OE 030905377C	
			SAG155	Crankshaft sensor	B3	OE 032906433A	
			STS0025	Exhaust gas temperature sensor	C1	Position: before soot particulate filter; Cable length: 460	
			STS0039	Exhaust gas temperature sensor	C1	Position: after soot particulate filter; Cable length: 516	
			STS0045	Exhaust gas temperature sensor	C1	Position: before soot particulate filter; Cable length: 570	
			STS0053	Exhaust gas temperature sensor	C1	Position: after soot particulate filter; Cable length: 820	
			STS0139	Exhaust gas temperature sensor	C1	Position: before soot particulate filter; Cable length: 590	
			SPS004	Exhaust gas pressure sensor	C2	OE 059906051C	
			MWSS019	ABS sensor	D1	OE 6Q0927804A; Position: right front	
			MWSS023	ABS sensor	D1	OE 6Q0927803A; Position: left front	
			MWSS025	ABS sensor	D1	OE 6Q0927807A; Position: left rear	
			MWSS026	ABS sensor	D1	OE 6Q0927808A; Position: right rear	
			SPA111	Coolant temperature sensor	E3	OE 06A919501	
	77	05/09 →	ATS16	Air temperature sensor	A1	OE 03G906051E; With integrated air pressure sensor	
			SAD031	Knock sensor	B1	OE 030905377C	
			SAG155	Crankshaft sensor	B3	OE 032906433A	
			STS0025	Exhaust gas temperature sensor	C1	Position: before soot particulate filter; Cable length: 460	
			STS0039	Exhaust gas temperature sensor	C1	Position: after soot particulate filter; Cable length: 516	
			STS0045	Exhaust gas temperature sensor	C1	Position: before soot particulate filter; Cable length: 570	
			STS0053	Exhaust gas temperature sensor	C1	Position: after soot particulate filter; Cable length: 820	
			STS0139	Exhaust gas temperature sensor	C1	Position: before soot particulate filter; Cable length: 590	
			SPS004	Exhaust gas pressure sensor	C2	OE 059906051C	
MWSS019			ABS sensor	D1	OE 6Q0927804A; Position: right front		
MWSS023			ABS sensor	D1	OE 6Q0927803A; Position: left front		
MWSS025			ABS sensor	D1	OE 6Q0927807A; Position: left rear		
MWSS026			ABS sensor	D1	OE 6Q0927808A; Position: right rear		
SPA111			Coolant temperature sensor	E3	OE 06A919501		
1.9 TDI	77	03/08 → 06/10	APS40	Intake pressure sensor	A3	OE 038906051B	
			SAC118	Camshaft sensor	B2	OE 03G906433	
			STS0101	Exhaust gas temperature sensor	C1	Position: before turbocharger; Cable length: 720	
			STS0113	Exhaust gas temperature sensor	C1	Position: before soot particulate filter; Cable length: 470	
			STS0217	Exhaust gas temperature sensor	C1	Position: after soot particulate filter; Cable length: 760	
			SPS003	Exhaust gas pressure sensor	C2	OE 076906051A	
			MWSS019	ABS sensor	D1	OE 6Q0927804A; Position: right front	
			MWSS023	ABS sensor	D1	OE 6Q0927803A; Position: left front	
			MWSS025	ABS sensor	D1	OE 6Q0927807A; Position: left rear	
			MWSS026	ABS sensor	D1	OE 6Q0927808A; Position: right rear	
SPA111	Coolant temperature sensor	E3	OE 06A919501				



kW



PARTS & SERVICES

DESCRIPTION

TYPE


SEAT
IBIZA IV SPORTCOUPE (6J1, 6P5)

1.0	55	05/15 →	APS91	Intake pressure sensor	A3	OE 0279980411
			SAD031	Knock sensor	B1	OE 030905377C
			SAC120	Camshaft sensor	B2	OE 04C907601
			MWSS019	ABS sensor	D1	OE 6Q0927804A; Position: right front
			MWSS023	ABS sensor	D1	OE 6Q0927803A; Position: left front
			MWSS025	ABS sensor	D1	OE 6Q0927807A; Position: left rear
			MWSS026	ABS sensor	D1	OE 6Q0927808A; Position: right rear
1.2	51	07/08 → 05/11	APS86	Intake pressure sensor	A3	OE 06B906051
		11/10 →	APS91	Intake pressure sensor	A3	OE 0279980411
		07/08 →	SAD031	Knock sensor	B1	OE 030905377C
			SAC011	Camshaft sensor	B2	OE 030907601
			SAG226	Crankshaft sensor	B3	OE 03D906433
			MWSS019	ABS sensor	D1	OE 6Q0927804A; Position: right front
			MWSS023	ABS sensor	D1	OE 6Q0927803A; Position: left front
			MWSS025	ABS sensor	D1	OE 6Q0927807A; Position: left rear
			MWSS026	ABS sensor	D1	OE 6Q0927808A; Position: right rear
			SPA111	Coolant temperature sensor	E3	OE 06A919501
SAA105	Oil pressure switches	F1	OE 036919081C			
1.2	44	07/09 → 10/10	APS86	Intake pressure sensor	A3	OE 06B906051
		11/10 →	APS91	Intake pressure sensor	A3	OE 0279980411
		07/09 →	SAD031	Knock sensor	B1	OE 030905377C
			SAC011	Camshaft sensor	B2	OE 030907601
			SAG226	Crankshaft sensor	B3	OE 03D906433
			MWSS019	ABS sensor	D1	OE 6Q0927804A; Position: right front
			MWSS023	ABS sensor	D1	OE 6Q0927803A; Position: left front
			MWSS025	ABS sensor	D1	OE 6Q0927807A; Position: left rear
			MWSS026	ABS sensor	D1	OE 6Q0927808A; Position: right rear
			SPA111	Coolant temperature sensor	E3	OE 06A919501
SAA105	Oil pressure switches	F1	OE 036919081C			
1.2 TDI	55	05/10 →	ATS16	Air temperature sensor	A1	OE 03G906051E; With integrated air pressure sensor
			SAD031	Knock sensor	B1	OE 030905377C
			SAG155	Crankshaft sensor	B3	OE 032906433A
			STS0039	Exhaust gas temperature sensor	C1	Position: after soot particulate filter; Cable length: 516
			STS0045	Exhaust gas temperature sensor	C1	Position: before soot particulate filter; Cable length: 570
			STS0073	Exhaust gas temperature sensor	C1	Position: after soot particulate filter; Cable length: 850
			STS0099	Exhaust gas temperature sensor	C1	Position: before soot particulate filter; Cable length: 490
			STS0129	Exhaust gas temperature sensor	C1	Position: before turbocharger; Cable length: 850
			STS0139	Exhaust gas temperature sensor	C1	Position: before soot particulate filter; Cable length: 590
			SPS004	Exhaust gas pressure sensor	C2	OE 059906051C
			MWSS019	ABS sensor	D1	OE 6Q0927804A; Position: right front
			MWSS023	ABS sensor	D1	OE 6Q0927803A; Position: left front
			MWSS025	ABS sensor	D1	OE 6Q0927807A; Position: left rear
			MWSS026	ABS sensor	D1	OE 6Q0927808A; Position: right rear
SPA111	Coolant temperature sensor	E3	OE 06A919501			
1.2 TSI	77	09/10 →	APS40	Intake pressure sensor	A3	OE 038906051B
			SAD031	Knock sensor	B1	OE 030905377C
			SAG155	Crankshaft sensor	B3	OE 032906433A
			MWSS019	ABS sensor	D1	OE 6Q0927804A; Position: right front

	KW			DESCRIPTION	TYPE		
SEAT							
IBIZA IV SPORTCOUPE (6J1, 6P5)							
1.2 TSI	77	09/10 →	MWSS023	ABS sensor	D1	OE 6Q0927803A; Position: left front	
			MWSS025	ABS sensor	D1	OE 6Q0927807A; Position: left rear	
			MWSS026	ABS sensor	D1	OE 6Q0927808A; Position: right rear	
			SPA111	Coolant temperature sensor	E3	OE 06A919501	
			SPA192	Coolant temperature sensor	E3	OE 03F919501A	
			SAA105	Oil pressure switches	F1	OE 036919081C	
			APS131	Fuel pressure sensor	F2	OE 03C906051H	
	63	08/12 →	SAD031	Knock sensor	B1	OE 030905377C	
			MWSS019	ABS sensor	D1	OE 6Q0927804A; Position: right front	
			MWSS023	ABS sensor	D1	OE 6Q0927803A; Position: left front	
			MWSS025	ABS sensor	D1	OE 6Q0927807A; Position: left rear	
			MWSS026	ABS sensor	D1	OE 6Q0927808A; Position: right rear	
	66	05/15 →	SPA192	Coolant temperature sensor	E3	OE 03F919501A	
			APS131	Fuel pressure sensor	F2	OE 03C906051H	
			SAD031	Knock sensor	B1	OE 030905377C	
			SAC120	Camshaft sensor	B2	OE 04C907601	
			MWSS019	ABS sensor	D1	OE 6Q0927804A; Position: right front	
	1.4	63	07/08 →	MWSS023	ABS sensor	D1	OE 6Q0927803A; Position: left front
				MWSS025	ABS sensor	D1	OE 6Q0927807A; Position: left rear
				MWSS026	ABS sensor	D1	OE 6Q0927808A; Position: right rear
				SPA111	Coolant temperature sensor	E3	OE 06A919501
SAA105				Oil pressure switches	F1	OE 036919081C	
APS91				Intake pressure sensor	A3	OE 0279980411	
SAD031				Knock sensor	B1	OE 030905377C	
SAC014				Camshaft sensor	B2	OE 036907601A	
SAG155				Crankshaft sensor	B3	OE 032906433A	
SAG166				Crankshaft sensor	B3	OE 036906433	
1.4 TDI				59	07/08 → 06/10	MWSS019	ABS sensor
	MWSS023	ABS sensor	D1			OE 6Q0927803A; Position: left front	
	MWSS025	ABS sensor	D1			OE 6Q0927807A; Position: left rear	
	MWSS026	ABS sensor	D1			OE 6Q0927808A; Position: right rear	
	STS0101	Exhaust gas temperature sensor	C1			Position: before turbocharger; Cable length: 720	
	STS0113	Exhaust gas temperature sensor	C1			Position: before soot particulate filter; Cable length: 470	
	STS0191	Exhaust gas temperature sensor	C1			Position: after soot particulate filter; Cable length: 815	
	STS0217	Exhaust gas temperature sensor	C1			Position: after soot particulate filter; Cable length: 760	
	SPS003	Exhaust gas pressure sensor	C2			OE 076906051A	
	MWSS019	ABS sensor	D1			OE 6Q0927804A; Position: right front	
	MWSS023	ABS sensor	D1			OE 6Q0927803A; Position: left front	
	MWSS025	ABS sensor	D1			OE 6Q0927807A; Position: left rear	
	MWSS026	ABS sensor	D1			OE 6Q0927808A; Position: right rear	
1.6 TDI	66	05/09 →	SPA111	Coolant temperature sensor	E3	OE 06A919501	
			ATS16	Air temperature sensor	A1	OE 03G906051E; With integrated air pressure sensor	
			SAD031	Knock sensor	B1	OE 030905377C	
			SAG155	Crankshaft sensor	B3	OE 032906433A	
			STS0025	Exhaust gas temperature sensor	C1	Position: before soot particulate filter; Cable length: 460	

	kW			DESCRIPTION	TYPE	
SEAT						
IBIZA IV SPORTCOUPE (6J1, 6P5)						
1.6 TDI	66	05/09 →	STS0039	Exhaust gas temperature sensor	C1	Position: after soot particulate filter; Cable length: 516
			STS0045	Exhaust gas temperature sensor	C1	Position: before soot particulate filter; Cable length: 570
			STS0053	Exhaust gas temperature sensor	C1	Position: after soot particulate filter; Cable length: 820
			STS0139	Exhaust gas temperature sensor	C1	Position: before soot particulate filter; Cable length: 590
			SPS004	Exhaust gas pressure sensor	C2	OE 059906051C
			MWSS019	ABS sensor	D1	OE 6Q0927804A; Position: right front
			MWSS023	ABS sensor	D1	OE 6Q0927803A; Position: left front
			MWSS025	ABS sensor	D1	OE 6Q0927807A; Position: left rear
			MWSS026	ABS sensor	D1	OE 6Q0927808A; Position: right rear
			SPA111	Coolant temperature sensor	E3	OE 06A919501
1.6 TDI	77	05/09 →	ATS16	Air temperature sensor	A1	OE 03G906051E; With integrated air pressure sensor
			SAD031	Knock sensor	B1	OE 030905377C
			SAG155	Crankshaft sensor	B3	OE 032906433A
			STS0025	Exhaust gas temperature sensor	C1	Position: before soot particulate filter; Cable length: 460
			STS0039	Exhaust gas temperature sensor	C1	Position: after soot particulate filter; Cable length: 516
			STS0045	Exhaust gas temperature sensor	C1	Position: before soot particulate filter; Cable length: 570
			STS0053	Exhaust gas temperature sensor	C1	Position: after soot particulate filter; Cable length: 820
			STS0139	Exhaust gas temperature sensor	C1	Position: before soot particulate filter; Cable length: 590
			SPS004	Exhaust gas pressure sensor	C2	OE 059906051C
			MWSS019	ABS sensor	D1	OE 6Q0927804A; Position: right front
			MWSS023	ABS sensor	D1	OE 6Q0927803A; Position: left front
			MWSS025	ABS sensor	D1	OE 6Q0927807A; Position: left rear
			MWSS026	ABS sensor	D1	OE 6Q0927808A; Position: right rear
			SPA111	Coolant temperature sensor	E3	OE 06A919501
1.9 TDI	77	07/08 → 06/10	APS40	Intake pressure sensor	A3	OE 038906051B
			SAC118	Camshaft sensor	B2	OE 03G906433
			STS0101	Exhaust gas temperature sensor	C1	Position: before turbocharger; Cable length: 720
			STS0113	Exhaust gas temperature sensor	C1	Position: before soot particulate filter; Cable length: 470
			STS0217	Exhaust gas temperature sensor	C1	Position: after soot particulate filter; Cable length: 760
			SPS003	Exhaust gas pressure sensor	C2	OE 076906051A
			MWSS019	ABS sensor	D1	OE 6Q0927804A; Position: right front
			MWSS023	ABS sensor	D1	OE 6Q0927803A; Position: left front
			MWSS025	ABS sensor	D1	OE 6Q0927807A; Position: left rear
			MWSS026	ABS sensor	D1	OE 6Q0927808A; Position: right rear
SPA111	Coolant temperature sensor	E3	OE 06A919501			
IBIZA IV ST (6J8, 6P8)						
1.2 TSI	77	09/10 →	APS40	Intake pressure sensor	A3	OE 038906051B
			SAD031	Knock sensor	B1	OE 030905377C
			SAG155	Crankshaft sensor	B3	OE 032906433A
			MWSS019	ABS sensor	D1	OE 6Q0927804A; Position: right front
			MWSS023	ABS sensor	D1	OE 6Q0927803A; Position: left front
			MWSS025	ABS sensor	D1	OE 6Q0927807A; Position: left rear

			KW			DESCRIPTION	TYPE	
SEAT								
IBIZA IV ST (6J8, 6P8)								
1.2 TSI	77	09/10 →	MWSS026	ABS sensor	D1	OE 6Q0927808A; Position: right rear		
			SPA111	Coolant temperature sensor	E3	OE 06A919501		
			SPA192	Coolant temperature sensor	E3	OE 03F919501A		
			SAA105	Oil pressure switches	F1	OE 036919081C		
			APS131	Fuel pressure sensor	F2	OE 03C906051H		
1.4	63	03/10 →	APS91	Intake pressure sensor	A3	OE 0279980411		
			SAD031	Knock sensor	B1	OE 030905377C		
			SAC014	Camshaft sensor	B2	OE 036907601A		
			SAG155	Crankshaft sensor	B3	OE 032906433A		
			MWSS019	ABS sensor	D1	OE 6Q0927804A; Position: right front		
			MWSS023	ABS sensor	D1	OE 6Q0927803A; Position: left front		
			MWSS025	ABS sensor	D1	OE 6Q0927807A; Position: left rear		
			MWSS026	ABS sensor	D1	OE 6Q0927808A; Position: right rear		
1.6 TDI	66	03/10 →	ATS16	Air temperature sensor	A1	OE 03G906051E; With integrated air pressure sensor		
			SAD031	Knock sensor	B1	OE 030905377C		
			SAG155	Crankshaft sensor	B3	OE 032906433A		
			STS0025	Exhaust gas temperature sensor	C1	Position: before soot particulate filter; Cable length: 460		
			STS0039	Exhaust gas temperature sensor	C1	Position: after soot particulate filter; Cable length: 516		
			STS0045	Exhaust gas temperature sensor	C1	Position: before soot particulate filter; Cable length: 570		
			STS0053	Exhaust gas temperature sensor	C1	Position: after soot particulate filter; Cable length: 820		
			STS0139	Exhaust gas temperature sensor	C1	Position: before soot particulate filter; Cable length: 590		
	77	03/10 →	SPS004	Exhaust gas pressure sensor	C2	OE 059906051C		
			MWSS019	ABS sensor	D1	OE 6Q0927804A; Position: right front		
			MWSS023	ABS sensor	D1	OE 6Q0927803A; Position: left front		
			MWSS025	ABS sensor	D1	OE 6Q0927807A; Position: left rear		
			MWSS026	ABS sensor	D1	OE 6Q0927808A; Position: right rear		
			SPA111	Coolant temperature sensor	E3	OE 06A919501		
			ATS16	Air temperature sensor	A1	OE 03G906051E; With integrated air pressure sensor		
SAD031	Knock sensor	B1	OE 030905377C					
SAG155	Crankshaft sensor	B3	OE 032906433A					
STS0025	Exhaust gas temperature sensor	C1	Position: before soot particulate filter; Cable length: 460					
STS0039	Exhaust gas temperature sensor	C1	Position: after soot particulate filter; Cable length: 516					
STS0045	Exhaust gas temperature sensor	C1	Position: before soot particulate filter; Cable length: 570					
STS0053	Exhaust gas temperature sensor	C1	Position: after soot particulate filter; Cable length: 820					
STS0139	Exhaust gas temperature sensor	C1	Position: before soot particulate filter; Cable length: 590					
SPS004	Exhaust gas pressure sensor	C2	OE 059906051C					
MWSS019	ABS sensor	D1	OE 6Q0927804A; Position: right front					
MWSS023	ABS sensor	D1	OE 6Q0927803A; Position: left front					
MWSS025	ABS sensor	D1	OE 6Q0927807A; Position: left rear					
MWSS026	ABS sensor	D1	OE 6Q0927808A; Position: right rear					
SPA111	Coolant temperature sensor	E3	OE 06A919501					



kW



PARTS & SERVICES

DESCRIPTION

TYPE


SEAT
LEON (1M1)

Model	Power (kW)	Duration	Part Number	Description	Type	OE Part Number		
1.4 16V	55	11/99 → 06/06	ATS23	Air temperature sensor	A1			
		11/99 → 04/04	APS86	Intake pressure sensor	A3	OE 06B906051		
		11/99 → 06/06	APS125	Intake pressure sensor	A3	OE 036906051		
			SAD031	Knock sensor	B1	OE 030905377C		
			SAC011	Camshaft sensor	B2	OE 030907601		
			SAC014	Camshaft sensor	B2	OE 036907601A		
			SAC015	Camshaft sensor	B2	OE 06A905161B		
			SAC089	Camshaft sensor	B2	OE 070907601		
		11/99 → 07/05	MWSS000	ABS sensor	D1	OE 1H0927808; Position: right front		
			MWSS001	ABS sensor	D1	OE 1H0927807; Position: left front		
			MWSS002	ABS sensor	D1	OE 1J0927807B; Position: rear axle left and right		
		11/99 → 06/06	SPA109	Coolant temperature sensor	E3	OE 059919501A		
			SA A105	Oil pressure switches	F1	OE 036919081C		
		1.6	74	11/99 → 06/06	ATS23	Air temperature sensor	A1	
SAC015	Camshaft sensor				B2	OE 06A905161B; OE Quality		
SAC015-1	Camshaft sensor				B2	OE 06A905161B; Aftermarket Quality		
SAC067	Camshaft sensor				B2	OE 07K907601		
SAG018	Crankshaft sensor				B3	OE 06A906433C		
SAG215	Crankshaft sensor				B3	OE 01M927321		
SAG220	Crankshaft sensor				B3	OE 01M927321B		
SAG221	Crankshaft sensor				B3	OE 095927321B		
11/99 → 07/05	MWSS000			ABS sensor	D1	OE 1H0927808; Position: right front		
	MWSS001			ABS sensor	D1	OE 1H0927807; Position: left front		
	MWSS002			ABS sensor	D1	OE 1J0927807B; Position: rear axle left and right		
11/99 → 06/06	SPA109			Coolant temperature sensor	E3	OE 059919501A		
1.6 16 V	77			09/00 → 06/06	ATS23	Air temperature sensor	A1	
				09/00 → 04/02	APS86	Intake pressure sensor	A3	OE 06B906051
		09/00 → 06/06	APS87	Intake pressure sensor	A3	OE 03D906051		
			APS125	Intake pressure sensor	A3	OE 036906051		
			SAD031	Knock sensor	B1	OE 030905377C		
			SAC014	Camshaft sensor	B2	OE 036907601A		
		05/01 → 06/06	SAG184	Crankshaft sensor	B3	OE 1H0919149C		
		09/00 → 07/05	MWSS000	ABS sensor	D1	OE 1H0927808; Position: right front		
			MWSS001	ABS sensor	D1	OE 1H0927807; Position: left front		
			MWSS002	ABS sensor	D1	OE 1J0927807B; Position: rear axle left and right		
		09/00 → 06/06	SPA109	Coolant temperature sensor	E3	OE 059919501A		
			SA A105	Oil pressure switches	F1	OE 036919081C		
		1.8 T Cupra R	165	07/03 → 06/06	ATS19	Air temperature sensor	A1	OE 058905379
					SAD031	Knock sensor	B1	OE 030905377C
SAC084	Camshaft sensor				B2	OE 058905161B		
SAG096	Crankshaft sensor				B3	OE 078906433B		
MWSS000	ABS sensor				D1	OE 1H0927808; Position: right front		
MWSS001	ABS sensor				D1	OE 1H0927807; Position: left front		
MWSS002	ABS sensor				D1	OE 1J0927807B; Position: rear axle left and right		
SPA109	Coolant temperature sensor				E3	OE 059919501A		
1.9 TDI	66	11/99 → 06/06	ATS23	Air temperature sensor	A1			
			APS39	Intake pressure sensor	A3	OE 038906051		
			APS40	Intake pressure sensor	A3	OE 038906051B		
		05/01 → 06/06	SAG184	Crankshaft sensor	B3	OE 1H0919149C		

	KW			DESCRIPTION	TYPE		
SEAT							
LEON (1M1)							
1.9 TDI	66	11/99 → 06/06	SAG215	Crankshaft sensor	B3	OE 01M927321	
			SAG220	Crankshaft sensor	B3	OE 01M927321B	
			SAG221	Crankshaft sensor	B3	OE 095927321B	
			SAG238	Crankshaft sensor	B3	OE 038907319A	
	11/99 → 07/05	66	MWSS000	ABS sensor	D1	OE 1H0927808; Position: right front	
			MWSS001	ABS sensor	D1	OE 1H0927807; Position: left front	
			MWSS002	ABS sensor	D1	OE 1J0927807B; Position: rear axle left and right	
	11/99 → 06/06	66	SPA109	Coolant temperature sensor	E3	OE 059919501A	
	81	11/99 → 06/06	ATS23	Air temperature sensor	A1		
			APS39	Intake pressure sensor	A3	OE 038906051	
			APS40	Intake pressure sensor	A3	OE 038906051B	
		05/01 → 06/06	81	SAG184	Crankshaft sensor	B3	OE 1H0919149C
		11/99 → 06/06	81	SAG215	Crankshaft sensor	B3	OE 01M927321
				SAG220	Crankshaft sensor	B3	OE 01M927321B
				SAG221	Crankshaft sensor	B3	OE 095927321B
				SAG238	Crankshaft sensor	B3	OE 038907319A
		11/99 → 07/05	81	MWSS000	ABS sensor	D1	OE 1H0927808; Position: right front
				MWSS001	ABS sensor	D1	OE 1H0927807; Position: left front
				MWSS002	ABS sensor	D1	OE 1J0927807B; Position: rear axle left and right
		11/99 → 06/06	81	SPA109	Coolant temperature sensor	E3	OE 059919501A
			SPA165	Coolant temperature sensor	E3	OE 078919501B	
	110	09/00 → 06/06	ATS23	Air temperature sensor	A1		
			SAC115	Camshaft sensor	B2	OE 038957147A	
			SAG015	Camshaft sensor	B2	OE 038907319D	
		09/00 → 07/05	110	MWSS000	ABS sensor	D1	OE 1H0927808; Position: right front
				MWSS001	ABS sensor	D1	OE 1H0927807; Position: left front
				MWSS002	ABS sensor	D1	OE 1J0927807B; Position: rear axle left and right
		09/00 → 06/06	110	SPA109	Coolant temperature sensor	E3	OE 059919501A
		96	05/03 → 06/06	ATS23	Air temperature sensor	A1	
				APS83	Intake pressure sensor	A3	OE 038906051C
				SAC115	Camshaft sensor	B2	OE 038957147A
	SAG015			Camshaft sensor	B2	OE 038907319D	
	05/03 → 07/05		96	MWSS000	ABS sensor	D1	OE 1H0927808; Position: right front
				MWSS001	ABS sensor	D1	OE 1H0927807; Position: left front
				MWSS002	ABS sensor	D1	OE 1J0927807B; Position: rear axle left and right
	05/03 → 06/06	96	SPA109	Coolant temperature sensor	E3	OE 059919501A	
	74	10/05 → 06/06	APS40	Intake pressure sensor	A3	OE 038906051B	
			SAC115	Camshaft sensor	B2	OE 038957147A	
			SAG015	Camshaft sensor	B2	OE 038907319D	
			MWSS000	ABS sensor	D1	OE 1H0927808; Position: right front	
MWSS001			ABS sensor	D1	OE 1H0927807; Position: left front		
MWSS002			ABS sensor	D1	OE 1J0927807B; Position: rear axle left and right		
SPA109			Coolant temperature sensor	E3	OE 059919501A		
2.8	150	05/02 → 06/04	SAG065	Crankshaft sensor	B3	OE 022957147	
2.8 Cupra 4	150	02/01 → 06/06	SAG065	Crankshaft sensor	B3	OE 022957147	
LEON (1P1)							
1.2 TSI	77	02/10 → 12/12	APS40	Intake pressure sensor	A3	OE 038906051B	
			SAD031	Knock sensor	B1	OE 030905377C	
			SAC011	Camshaft sensor	B2	OE 030907601	
			SAG155	Crankshaft sensor	B3	OE 032906433A	

	kw			DESCRIPTION	TYPE	
SEAT						
LEON (1P1)						
1.2 TSI	77	02/10 → 10/12	MWSS020	ABS sensor	D1	OE 1K0927807; Position: left rear
			MWSS021	ABS sensor	D1	OE 1K0927808; Position: right rear
			MWSS027	ABS sensor	D1	OE 7H0927803; Position: left front
			MWSS028	ABS sensor	D1	OE 7H0927804; Position: right front
		02/10 → 12/12	APS131	Fuel pressure sensor	F2	OE 03C906051H
1.4 16V	63	06/06 → 12/12	APS91	Intake pressure sensor	A3	OE 0279980411
			SAD031	Knock sensor	B1	OE 030905377C
			SAC014	Camshaft sensor	B2	OE 036907601A
			SAG155	Crankshaft sensor	B3	OE 032906433A
			SAG166	Crankshaft sensor	B3	OE 036906433
			MWSS020	ABS sensor	D1	OE 1K0927807; Position: left rear
			MWSS021	ABS sensor	D1	OE 1K0927808; Position: right rear
			MWSS027	ABS sensor	D1	OE 7H0927803; Position: left front
			MWSS028	ABS sensor	D1	OE 7H0927804; Position: right front
			SPA111	Coolant temperature sensor	E3	OE 06A919501
1.4 TSI	92	11/07 → 12/12	APS40	Intake pressure sensor	A3	OE 038906051B
			SAD031	Knock sensor	B1	OE 030905377C
			SAC011	Camshaft sensor	B2	OE 030907601
			SAG155	Crankshaft sensor	B3	OE 032906433A
			MWSS020	ABS sensor	D1	OE 1K0927807; Position: left rear
			MWSS021	ABS sensor	D1	OE 1K0927808; Position: right rear
			MWSS027	ABS sensor	D1	OE 7H0927803; Position: left front
			MWSS028	ABS sensor	D1	OE 7H0927804; Position: right front
			SPA111	Coolant temperature sensor	E3	OE 06A919501
			SAA105	Oil pressure switches	F1	OE 036919081C
			APS131	Fuel pressure sensor	F2	OE 03C906051H
1.6	75	07/05 → 12/12	ATS23	Air temperature sensor	A1	
			APS86	Intake pressure sensor	A3	OE 06B906051
			APS91	Intake pressure sensor	A3	OE 0279980411
			SAD031	Knock sensor	B1	OE 030905377C
			MWSS020	ABS sensor	D1	OE 1K0927807; Position: left rear
			MWSS021	ABS sensor	D1	OE 1K0927808; Position: right rear
			MWSS027	ABS sensor	D1	OE 7H0927803; Position: left front
			MWSS028	ABS sensor	D1	OE 7H0927804; Position: right front
SPA111	Coolant temperature sensor	E3	OE 06A919501			
1.6 TDI	77	02/10 → 12/12	ATS16	Air temperature sensor	A1	OE 03G906051E; With integrated air pressure sensor
			SAG155	Crankshaft sensor	B3	OE 032906433A
			STS0011	Exhaust gas temperature sensor	C1	Position: before soot particulate filter; Cable length: 710
			STS0013	Exhaust gas temperature sensor	C1	Position: after soot particulate filter; Cable length: 825
			SPS005	Exhaust gas pressure sensor	C2	OE 076906051B
			MWSS020	ABS sensor	D1	OE 1K0927807; Position: left rear
			MWSS021	ABS sensor	D1	OE 1K0927808; Position: right rear
			MWSS027	ABS sensor	D1	OE 7H0927803; Position: left front
			MWSS028	ABS sensor	D1	OE 7H0927804; Position: right front
			SPA111	Coolant temperature sensor	E3	OE 06A919501
SAA105	Oil pressure switches	F1	OE 036919081C			
1.9 TDI	77	07/05 → 12/10	ATS23	Air temperature sensor	A1	
			APS40	Intake pressure sensor	A3	OE 038906051B
			SAC118	Camshaft sensor	B2	OE 03G906433
			SAG166	Crankshaft sensor	B3	OE 036906433
			SAG287	Crankshaft sensor	B3	OE 036906433B

	KW			DESCRIPTION	TYPE			
SEAT								
LEON (1P1)								
1.9 TDI	77	07/05 → 12/10	STS0017	Exhaust gas temperature sensor	C1	Position: before turbocharger; Cable length: 720		
			STS0019	Exhaust gas temperature sensor	C1	Position: before soot particulate filter; Cable length: 510		
			STS0021	Exhaust gas temperature sensor	C1	Position: after soot particulate filter; Cable length: 825		
			SPS002	Exhaust gas pressure sensor	C2	OE 059906051A		
			SPS003	Exhaust gas pressure sensor	C2	OE 076906051A		
			MWSS020	ABS sensor	D1	OE 1K0927807; Position: left rear		
			MWSS021	ABS sensor	D1	OE 1K0927808; Position: right rear		
			MWSS027	ABS sensor	D1	OE 7H0927803; Position: left front		
			MWSS028	ABS sensor	D1	OE 7H0927804; Position: right front		
SPA111	Coolant temperature sensor	E3	OE 06A919501					
2.0 TDI	125	05/06 → 12/12	ATS16	Air temperature sensor	A1	OE 03G906051E; With integrated air pressure sensor		
			SAC085	Camshaft sensor	B2	OE 03G957147A		
			SAG155	Crankshaft sensor	B3	OE 032906433A		
			SAG166	Crankshaft sensor	B3	OE 036906433		
			STS0011	Exhaust gas temperature sensor	C1	Position: before soot particulate filter; Cable length: 710		
			STS0013	Exhaust gas temperature sensor	C1	Position: after soot particulate filter; Cable length: 825		
			STS0017	Exhaust gas temperature sensor	C1	Position: before turbocharger; Cable length: 720		
			STS0021	Exhaust gas temperature sensor	C1	Position: after soot particulate filter; Cable length: 825		
			SPS004	Exhaust gas pressure sensor	C2	OE 059906051C		
		SPS002	Exhaust gas pressure sensor	C2	OE 059906051A			
		SPS003	Exhaust gas pressure sensor	C2	OE 076906051A			
		SPS005	Exhaust gas pressure sensor	C2	OE 076906051B			
		MWSS020	ABS sensor	D1	OE 1K0927807; Position: left rear			
		MWSS021	ABS sensor	D1	OE 1K0927808; Position: right rear			
		MWSS027	ABS sensor	D1	OE 7H0927803; Position: left front			
		MWSS028	ABS sensor	D1	OE 7H0927804; Position: right front			
		SPA111	Coolant temperature sensor	E3	OE 06A919501			
			103	10/05 → 10/10	SAC118	Camshaft sensor	B2	OE 03G906433
		SAG166			Crankshaft sensor	B3	OE 036906433	
STS0017	Exhaust gas temperature sensor	C1			Position: before turbocharger; Cable length: 720			
STS0019	Exhaust gas temperature sensor	C1			Position: before soot particulate filter; Cable length: 510			
STS0021	Exhaust gas temperature sensor	C1			Position: after soot particulate filter; Cable length: 825			
SPS002	Exhaust gas pressure sensor	C2			OE 059906051A			
SPS003	Exhaust gas pressure sensor	C2			OE 076906051A			
MWSS020	ABS sensor	D1			OE 1K0927807; Position: left rear			
MWSS021	ABS sensor	D1			OE 1K0927808; Position: right rear			
MWSS027	ABS sensor	D1	OE 7H0927803; Position: left front					
MWSS028	ABS sensor	D1	OE 7H0927804; Position: right front					
SPA111	Coolant temperature sensor	E3	OE 06A919501					
2.0 TDI 16V	103	07/05 → 12/12	ATS16	Air temperature sensor	A1	OE 03G906051E; With integrated air pressure sensor		
			ATS23	Air temperature sensor	A1	OE 1J0919379A		
			SAC085	Camshaft sensor	B2	OE 03G957147A		
			SAG155	Crankshaft sensor	B3	OE 032906433A		

	kW			DESCRIPTION	TYPE	
SEAT						
LEON (1P1)						
2.0 TDI 16V	103	07/05 → 12/12	SAG166	Crankshaft sensor	B3	OE 036906433
			SPS004	Exhaust gas pressure sensor	C2	OE 059906051C
			MWSS020	ABS sensor	D1	OE 1K0927807; Position: left rear
			MWSS021	ABS sensor	D1	OE 1K0927808; Position: right rear
			MWSS027	ABS sensor	D1	OE 7H0927803; Position: left front
			MWSS028	ABS sensor	D1	OE 7H0927804; Position: right front
			SPA111	Coolant temperature sensor	E3	OE 06A919501
			SAA105	Oil pressure switches	F1	OE 036919081C
LEON (5F1)						
1.2 TSI	77	01/13 →	ATS16	Air temperature sensor	A1	OE 03G906051E; With integrated air pressure sensor
			SAC120	Camshaft sensor	B2	OE 04C907601
			SAG289	Crankshaft sensor	B3	OE 04C906433
			MWSS019	ABS sensor	D1	OE 6Q0927804A; Position: right front
			MWSS023	ABS sensor	D1	OE 6Q0927803A; Position: left front
			MWSS077	ABS sensor	D1	OE 2K0927807; Position: rear axle left and right
			MWSS141	ABS sensor	D1	OE WHT003864B; Position: rear axle left and right
	SPA192	Coolant temperature sensor	E3	OE 03F919501A		
	81	04/14 →	ATS16	Air temperature sensor	A1	OE 03G906051E; With integrated air pressure sensor
			SAC120	Camshaft sensor	B2	OE 04C907601
			SAG289	Crankshaft sensor	B3	OE 04C906433
			MWSS019	ABS sensor	D1	OE 6Q0927804A; Position: right front
			MWSS023	ABS sensor	D1	OE 6Q0927803A; Position: left front
			MWSS077	ABS sensor	D1	OE 2K0927807; Position: rear axle left and right
MWSS141			ABS sensor	D1	OE WHT003864B; Position: rear axle left and right	
1.4 TSI	103	09/12 →	ATS16	Air temperature sensor	A1	OE 03G906051E; With integrated air pressure sensor
			SAD031	Knock sensor	B1	OE 030905377C
			SAC120	Camshaft sensor	B2	OE 04C907601
			SAG289	Crankshaft sensor	B3	OE 04C906433
			MWSS019	ABS sensor	D1	OE 6Q0927804A; Position: right front
			MWSS023	ABS sensor	D1	OE 6Q0927803A; Position: left front
			MWSS077	ABS sensor	D1	OE 2K0927807; Position: rear axle left and right
	MWSS141	ABS sensor	D1	OE WHT003864B; Position: rear axle left and right		
	SPA192	Coolant temperature sensor	E3	OE 03F919501A		
	92	05/14 →	ATS16	Air temperature sensor	A1	OE 03G906051E; With integrated air pressure sensor
			SAC120	Camshaft sensor	B2	OE 04C907601
			SAG289	Crankshaft sensor	B3	OE 04C906433
			MWSS019	ABS sensor	D1	OE 6Q0927804A; Position: right front
			MWSS023	ABS sensor	D1	OE 6Q0927803A; Position: left front
MWSS077			ABS sensor	D1	OE 2K0927807; Position: rear axle left and right	
MWSS141			ABS sensor	D1	OE WHT003864B; Position: rear axle left and right	
110	05/14 →	ATS16	Air temperature sensor	A1	OE 03G906051E; With integrated air pressure sensor	
		SAC120	Camshaft sensor	B2	OE 04C907601	

	KW			DESCRIPTION	TYPE	
SEAT						
LEON (5F1)						
1.4 TSI	110	05/14 →	SAG289	Crankshaft sensor	B3	OE 04C906433
			MWSS019	ABS sensor	D1	OE 6Q0927804A; Position: right front
			MWSS023	ABS sensor	D1	OE 6Q0927803A; Position: left front
			MWSS077	ABS sensor	D1	OE 2K0927807; Position: rear axle left and right
			MWSS141	ABS sensor	D1	OE WHT003864B; Position: rear axle left and right
1.6 TDI	77	11/12 →	SAC129	Camshaft sensor	B2	OE 04L907601
			SAG286	Crankshaft sensor	B3	OE 04L906433
			STS0189	Exhaust gas temperature sensor	C1	Position: after soot particulate filter; Cable length: 735
			STS0229	Exhaust gas temperature sensor	C1	Position: before soot particulate filter; Cable length: 935
			MWSS019	ABS sensor	D1	OE 6Q0927804A; Position: right front
			MWSS023	ABS sensor	D1	OE 6Q0927803A; Position: left front
			MWSS077	ABS sensor	D1	OE 2K0927807; Position: rear axle left and right
	81	09/13 →	MWSS141	ABS sensor	D1	OE WHT003864B; Position: rear axle left and right
			SAC129	Camshaft sensor	B2	OE 04L907601
			SAG286	Crankshaft sensor	B3	OE 04L906433
			STS0189	Exhaust gas temperature sensor	C1	Position: after soot particulate filter; Cable length: 735
			STS0229	Exhaust gas temperature sensor	C1	Position: before soot particulate filter; Cable length: 935
			STS0249	Exhaust gas temperature sensor	C1	Position: before particle filter; Cable length: 945
			STS0251	Exhaust gas temperature sensor	C1	Position: before catalyst; Cable length: 745
1.8 TSI	132	02/13 →	MWSS019	ABS sensor	D1	OE 6Q0927804A; Position: right front
			MWSS023	ABS sensor	D1	OE 6Q0927803A; Position: left front
			MWSS077	ABS sensor	D1	OE 2K0927807; Position: rear axle left and right
			MWSS141	ABS sensor	D1	OE WHT003864B; Position: rear axle left and right
			ATS16	Air temperature sensor	A1	OE 03G906051E; With integrated air pressure sensor
			SAC120	Camshaft sensor	B2	OE 04C907601
			SAG243	Crankshaft sensor	B3	OE 06H906433B
			SPA196	Coolant temperature sensor	E3	OE 06K919523
2.0 TDI	110	10/12 →	MWSS019	ABS sensor	D1	OE 6Q0927804A; Position: right front
			MWSS023	ABS sensor	D1	OE 6Q0927803A; Position: left front
			MWSS077	ABS sensor	D1	OE 2K0927807; Position: rear axle left and right
			SAC129	Camshaft sensor	B2	OE 04L907601
			SAG286	Crankshaft sensor	B3	OE 04L906433
			STS0241	Exhaust gas temperature sensor	C1	Position: before turbocharger; Cable length: 610

	kw			DESCRIPTION	TYPE	
SEAT						
LEON (5F1)						
2.0 TDI	110	10/12 →	MWSS141	ABS sensor	D1	OE WHT003864B; Position: rear axle left and right
	135	09/12 →	SAC129	Camshaft sensor	B2	OE 04L907601
			SAG286	Crankshaft sensor	B3	OE 04L906433
			STS0241	Exhaust gas temperature sensor	C1	Position: before turbocharger; Cable length: 610
			MWSS019	ABS sensor	D1	OE 6Q0927804A; Position: right front
			MWSS023	ABS sensor	D1	OE 6Q0927803A; Position: left front
			MWSS077	ABS sensor	D1	OE 2K0927807; Position: rear axle left and right
MWSS141	ABS sensor	D1	OE WHT003864B; Position: rear axle left and right			
LEON SC (5F5)						
1.2 TSI	81	05/14 →	ATS16	Air temperature sensor	A1	OE 03G906051E; With integrated air pressure sensor
			SAC120	Camshaft sensor	B2	OE 04C907601
			SAG289	Crankshaft sensor	B3	OE 04C906433
			MWSS019	ABS sensor	D1	OE 6Q0927804A; Position: right front
			MWSS023	ABS sensor	D1	OE 6Q0927803A; Position: left front
			MWSS077	ABS sensor	D1	OE 2K0927807; Position: rear axle left and right
			MWSS141	ABS sensor	D1	OE WHT003864B; Position: rear axle left and right
1.4 TSI	110	05/14 →	ATS16	Air temperature sensor	A1	OE 03G906051E; With integrated air pressure sensor
			SAC120	Camshaft sensor	B2	OE 04C907601
			SAG289	Crankshaft sensor	B3	OE 04C906433
			MWSS019	ABS sensor	D1	OE 6Q0927804A; Position: right front
			MWSS023	ABS sensor	D1	OE 6Q0927803A; Position: left front
			MWSS077	ABS sensor	D1	OE 2K0927807; Position: rear axle left and right
			MWSS141	ABS sensor	D1	OE WHT003864B; Position: rear axle left and right
1.6 TDI	77	02/13 →	SAC129	Camshaft sensor	B2	OE 04L907601
			SAG286	Crankshaft sensor	B3	OE 04L906433
			STS0189	Exhaust gas temperature sensor	C1	Position: after soot particulate filter; Cable length: 735
			STS0229	Exhaust gas temperature sensor	C1	Position: before soot particulate filter; Cable length: 935
			MWSS019	ABS sensor	D1	OE 6Q0927804A; Position: right front
			MWSS023	ABS sensor	D1	OE 6Q0927803A; Position: left front
			MWSS077	ABS sensor	D1	OE 2K0927807; Position: rear axle left and right
	MWSS141	ABS sensor	D1	OE WHT003864B; Position: rear axle left and right		
	81	09/13 →	SAC129	Camshaft sensor	B2	OE 04L907601
			SAG286	Crankshaft sensor	B3	OE 04L906433
			STS0189	Exhaust gas temperature sensor	C1	Position: after soot particulate filter; Cable length: 735
			STS0229	Exhaust gas temperature sensor	C1	Position: before soot particulate filter; Cable length: 935
			STS0249	Exhaust gas temperature sensor	C1	Position: before particle filter; Cable length: 945
			STS0251	Exhaust gas temperature sensor	C1	Position: before catalyst; Cable length: 745

	KW			DESCRIPTION	TYPE	
SEAT						
LEON SC (5F5)						
1.6 TDI	81	09/13 →	MWSS019	ABS sensor	D1	OE 6Q0927804A; Position: right front
			MWSS023	ABS sensor	D1	OE 6Q0927803A; Position: left front
			MWSS077	ABS sensor	D1	OE 2K0927807; Position: rear axle left and right
			MWSS141	ABS sensor	D1	OE WHT003864B; Position: rear axle left and right
2.0 TDI	110	02/13 →	SAC129	Camshaft sensor	B2	OE 04L907601
			SAG286	Crankshaft sensor	B3	OE 04L906433
			STS0241	Exhaust gas temperature sensor	C1	Position: before turbocharger; Cable length: 610
			MWSS019	ABS sensor	D1	OE 6Q0927804A; Position: right front
			MWSS023	ABS sensor	D1	OE 6Q0927803A; Position: left front
			MWSS077	ABS sensor	D1	OE 2K0927807; Position: rear axle left and right
MWSS141	ABS sensor	D1	OE WHT003864B; Position: rear axle left and right			
LEON ST (5F8)						
1.2 TSI	81	05/14 →	ATS16	Air temperature sensor	A1	OE 03G906051E; With integrated air pressure sensor
			SAC120	Camshaft sensor	B2	OE 04C907601
			SAG289	Crankshaft sensor	B3	OE 04C906433
			MWSS019	ABS sensor	D1	OE 6Q0927804A; Position: right front
			MWSS023	ABS sensor	D1	OE 6Q0927803A; Position: left front
			MWSS077	ABS sensor	D1	OE 2K0927807; Position: rear axle left and right
1.4 TSI	92	05/14 →	ATS16	Air temperature sensor	A1	OE 03G906051E; With integrated air pressure sensor
			SAC120	Camshaft sensor	B2	OE 04C907601
			SAG289	Crankshaft sensor	B3	OE 04C906433
			MWSS019	ABS sensor	D1	OE 6Q0927804A; Position: right front
			MWSS023	ABS sensor	D1	OE 6Q0927803A; Position: left front
			MWSS077	ABS sensor	D1	OE 2K0927807; Position: rear axle left and right
	110	05/14 →	MWSS141	ABS sensor	D1	OE WHT003864B; Position: rear axle left and right
			ATS16	Air temperature sensor	A1	OE 03G906051E; With integrated air pressure sensor
			SAC120	Camshaft sensor	B2	OE 04C907601
			SAG289	Crankshaft sensor	B3	OE 04C906433
			MWSS019	ABS sensor	D1	OE 6Q0927804A; Position: right front
			MWSS023	ABS sensor	D1	OE 6Q0927803A; Position: left front
1.6 TDI	77	10/13 →	SAC129	Camshaft sensor	B2	OE 04L907601
			SAG286	Crankshaft sensor	B3	OE 04L906433
			STS0189	Exhaust gas temperature sensor	C1	Position: after soot particulate filter; Cable length: 735
			STS0229	Exhaust gas temperature sensor	C1	Position: before soot particulate filter; Cable length: 935
			MWSS019	ABS sensor	D1	OE 6Q0927804A; Position: right front
			MWSS023	ABS sensor	D1	OE 6Q0927803A; Position: left front

	kW			DESCRIPTION	TYPE	
SEAT						
LEON ST (5F8)						
1.6 TDI	77	10/13 →	MWSS077	ABS sensor	D1	OE 2K0927807; Position: rear axle left and right
			MWSS141	ABS sensor	D1	OE WHT003864B; Position: rear axle left and right
	81	09/13 →	SAC129	Camshaft sensor	B2	OE 04L907601
			SAG286	Crankshaft sensor	B3	OE 04L906433
			STS0189	Exhaust gas temperature sensor	C1	Position: after soot particulate filter; Cable length: 735
			STS0229	Exhaust gas temperature sensor	C1	Position: before soot particulate filter; Cable length: 935
			STS0249	Exhaust gas temperature sensor	C1	Position: before particle filter; Cable length: 945
			STS0251	Exhaust gas temperature sensor	C1	Position: before catalyst; Cable length: 745
			MWSS019	ABS sensor	D1	OE 6Q0927804A; Position: right front
			MWSS023	ABS sensor	D1	OE 6Q0927803A; Position: left front
			MWSS077	ABS sensor	D1	OE 2K0927807; Position: rear axle left and right
MWSS141	ABS sensor	D1	OE WHT003864B; Position: rear axle left and right			
1.8 TSI	132	10/13 →	ATS16	Air temperature sensor	A1	OE 03G906051E; With integrated air pressure sensor
			SAC120	Camshaft sensor	B2	OE 04C907601
			SAG243	Crankshaft sensor	B3	OE 06H906433B
			MWSS019	ABS sensor	D1	OE 6Q0927804A; Position: right front
			MWSS023	ABS sensor	D1	OE 6Q0927803A; Position: left front
			MWSS077	ABS sensor	D1	OE 2K0927807; Position: rear axle left and right
			MWSS141	ABS sensor	D1	OE WHT003864B; Position: rear axle left and right
			SPA196	Coolant temperature sensor	E3	OE 06K919523
2.0 TDI	110	10/13 →	SAC129	Camshaft sensor	B2	OE 04L907601
			SAG286	Crankshaft sensor	B3	OE 04L906433
			STS0241	Exhaust gas temperature sensor	C1	Position: before turbocharger; Cable length: 610
			MWSS019	ABS sensor	D1	OE 6Q0927804A; Position: right front
			MWSS023	ABS sensor	D1	OE 6Q0927803A; Position: left front
			MWSS077	ABS sensor	D1	OE 2K0927807; Position: rear axle left and right
			MWSS141	ABS sensor	D1	OE WHT003864B; Position: rear axle left and right
	135	08/13 →	SAC129	Camshaft sensor	B2	OE 04L907601
			SAG286	Crankshaft sensor	B3	OE 04L906433
			STS0241	Exhaust gas temperature sensor	C1	Position: before turbocharger; Cable length: 610
			MWSS019	ABS sensor	D1	OE 6Q0927804A; Position: right front
			MWSS023	ABS sensor	D1	OE 6Q0927803A; Position: left front
			MWSS077	ABS sensor	D1	OE 2K0927807; Position: rear axle left and right
			MWSS141	ABS sensor	D1	OE WHT003864B; Position: rear axle left and right
MARBELLA (28)						
0.8	25	08/86 → 12/93	SAA107	Oil pressure switches	F1	OE 0003933681
0.9	29	01/87 → 12/93	SAA107	Oil pressure switches	F1	OE 0003933681
	32	07/97 → 10/98	SEN8K	Crankshaft sensor	B3	OE 028947500A

	KW			DESCRIPTION	TYPE	
SEAT						
MARBELLA (28)						
0.9 Cat	29	01/90 → 11/96	SEN8K	Crankshaft sensor	B3	OE 028947500A
	30	11/96 → 10/98	SEN8K	Crankshaft sensor	B3	OE 028947500A
MARBELLA Furgonato (028A)						
0.8	25	01/87 → 12/93	SAA107	Oil pressure switches	F1	OE 0003933681
0.9	29	01/87 → 12/93	SAA107	Oil pressure switches	F1	OE 0003933681
Mii (KF1)						
1.0	44	10/11 →	APS91	Intake pressure sensor	A3	OE 0279980411
			SAD031	Knock sensor	B1	OE 030905377C
			SAC120	Camshaft sensor	B2	OE 04C907601
			SAG286	Crankshaft sensor	B3	OE 04L906433
			SAG289	Crankshaft sensor	B3	OE 04C906433
	05/12 →	MWSS019	ABS sensor	D1	OE 6Q0927804A; Position: right front	
		MWSS023	ABS sensor	D1	OE 6Q0927803A; Position: left front	
		MWSS025	ABS sensor	D1	OE 6Q0927807A; Position: left rear	
		MWSS026	ABS sensor	D1	OE 6Q0927808A; Position: right rear	
	10/11 →	SPA192	Coolant temperature sensor	E3	OE 03F919501A	
		SAA105	Oil pressure switches	F1	OE 036919081C	
	55	10/11 →	APS91	Intake pressure sensor	A3	OE 0279980411
			SAD031	Knock sensor	B1	OE 030905377C
			SAC120	Camshaft sensor	B2	OE 04C907601
			SAG286	Crankshaft sensor	B3	OE 04L906433
			SAG289	Crankshaft sensor	B3	OE 04C906433
		05/12 →	MWSS019	ABS sensor	D1	OE 6Q0927804A; Position: right front
			MWSS023	ABS sensor	D1	OE 6Q0927803A; Position: left front
			MWSS025	ABS sensor	D1	OE 6Q0927807A; Position: left rear
			MWSS026	ABS sensor	D1	OE 6Q0927808A; Position: right rear
10/11 →			SPA192	Coolant temperature sensor	E3	OE 03F919501A
	SAA105	Oil pressure switches	F1	OE 036919081C		
TERRA (24)						
0.9	29	02/87 → 12/96	SAA107	Oil pressure switches	F1	OE 0003933681
TOLEDO I (1L)						
1.6 i	54	05/91 → 03/99	SPA121	Coolant temperature sensor	E3	OE 035919369M
			SPA143	Coolant temperature sensor	E3	OE 026906161
			SAA102	Oil pressure switches	F1	OE 021919081
	52	05/91 → 12/93	SPA121	Coolant temperature sensor	E3	OE 035919369M
			SPA143	Coolant temperature sensor	E3	OE 026906161
			SAA102	Oil pressure switches	F1	OE 021919081
	55	01/93 → 03/99	SPA121	Coolant temperature sensor	E3	OE 035919369M
			SPA143	Coolant temperature sensor	E3	OE 026906161
			SAA102	Oil pressure switches	F1	OE 021919081
1.8 16V	98	05/91 → 03/99	SPA121	Coolant temperature sensor	E3	OE 035919369M
			SPA143	Coolant temperature sensor	E3	OE 026906161
			SAA102	Oil pressure switches	F1	OE 021919081
	92	05/91 → 03/99	SPA121	Coolant temperature sensor	E3	OE 035919369M
			SPA143	Coolant temperature sensor	E3	OE 026906161
			SAA102	Oil pressure switches	F1	OE 021919081
1.8 i	65	05/91 → 12/96	SPA121	Coolant temperature sensor	E3	OE 035919369M
			SPA143	Coolant temperature sensor	E3	OE 026906161
			SAA102	Oil pressure switches	F1	OE 021919081
	66	11/93 → 12/96	SPA121	Coolant temperature sensor	E3	OE 035919369M
			SPA143	Coolant temperature sensor	E3	OE 026906161
			SAA102	Oil pressure switches	F1	OE 021919081
1.9 D	50	05/91 → 03/99	SAA102	Oil pressure switches	F1	OE 021919081
	47	12/95 → 03/99	SAA102	Oil pressure switches	F1	OE 021919081
1.9 TD	55	05/91 → 03/99	SAA102	Oil pressure switches	F1	OE 021919081

	kW			DESCRIPTION	TYPE	
SEAT						
TOLEDO I (1L)						
1.9 TDI	66	08/95 → 03/99	APS29	Intake pressure sensor	A3	OE 2379063111
			SAA102	Oil pressure switches	F1	OE 021919081
	81	11/96 → 03/99	APS29	Intake pressure sensor	A3	OE 2379063111
2.0 i	85	05/91 → 03/99	SAA102	Oil pressure switches	F1	OE 021919081
2.0 i 16V	110	11/93 → 03/99	SPA121	Coolant temperature sensor	E3	OE 035919369M
			SPA143	Coolant temperature sensor	E3	OE 026906161
			SAA102	Oil pressure switches	F1	OE 021919081
TOLEDO II (1M2)						
1.6	74	10/98 → 07/04	ATS23	Air temperature sensor	A1	
			SAC015	Camshaft sensor	B2	OE 06A905161B; OE Quality
			SAC015-1	Camshaft sensor	B2	OE 06A905161B; Aftermarket Quality
			SAC067	Camshaft sensor	B2	OE 07K907601
			SAG018	Crankshaft sensor	B3	OE 06A906433C
			SAG184	Crankshaft sensor	B3	OE 1H0919149C
			SAG215	Crankshaft sensor	B3	OE 01M927321
			SAG220	Crankshaft sensor	B3	OE 01M927321B
			SAG221	Crankshaft sensor	B3	OE 095927321B
			MWSS000	ABS sensor	D1	OE 1H0927808; Position: right front
			MWSS001	ABS sensor	D1	OE 1H0927807; Position: left front
			MWSS002	ABS sensor	D1	OE 1J0927807B; Position: rear axle left and right
						SPA109
			SPA110	Coolant temperature sensor	E3	OE 357919501A
			SPA165	Coolant temperature sensor	E3	OE 078919501B
1.6 16V	77	06/00 → 05/06	ATS23	Air temperature sensor	A1	
		06/00 → 04/02	APS86	Intake pressure sensor	A3	OE 06B906051
		06/00 → 05/06	APS87	Intake pressure sensor	A3	OE 03D906051
			APS125	Intake pressure sensor	A3	OE 036906051
			SAD028	Knock sensor	B1	OE 030905377A
		06/00 → 05/06	SAD031	Knock sensor	B1	OE 030905377C
			SAC014	Camshaft sensor	B2	OE 036907601A
		05/01 → 05/06	SAG184	Crankshaft sensor	B3	OE 1H0919149C
		06/00 → 09/04	MWSS000	ABS sensor	D1	OE 1H0927808; Position: right front
			MWSS001	ABS sensor	D1	OE 1H0927807; Position: left front
					MWSS002	ABS sensor
		06/00 → 05/06	SPA109	Coolant temperature sensor	E3	OE 059919501A
			SAA105	Oil pressure switches	F1	OE 036919081C
1.8 20V	92	10/98 → 07/04	ATS23	Air temperature sensor	A1	
			APS39	Intake pressure sensor	A3	OE 038906051
			SAC084	Camshaft sensor	B2	OE 058905161B
		05/01 → 07/04	SAG018	Crankshaft sensor	B3	OE 06A906433C
			SAG184	Crankshaft sensor	B3	OE 1H0919149C
		10/98 → 07/04	SAG215	Crankshaft sensor	B3	OE 01M927321
			SAG220	Crankshaft sensor	B3	OE 01M927321B
			SAG221	Crankshaft sensor	B3	OE 095927321B
			MWSS000	ABS sensor	D1	OE 1H0927808; Position: right front
			MWSS001	ABS sensor	D1	OE 1H0927807; Position: left front
					MWSS002	ABS sensor
			SPA109	Coolant temperature sensor	E3	OE 059919501A
1.9 TDI	66	03/99 → 07/04	ATS23	Air temperature sensor	A1	
			APS39	Intake pressure sensor	A3	OE 038906051
			APS40	Intake pressure sensor	A3	OE 038906051B
		05/01 → 07/04	SAG184	Crankshaft sensor	B3	OE 1H0919149C

	KW			DESCRIPTION	TYPE				
SEAT									
TOLEDO II (1M2)									
1.9 TDI	66	03/99 → 07/04	SAG215	Crankshaft sensor	B3	OE 01M927321			
			SAG220	Crankshaft sensor	B3	OE 01M927321B			
			SAG221	Crankshaft sensor	B3	OE 095927321B			
			SAG238	Crankshaft sensor	B3	OE 038907319A			
			MWSS000	ABS sensor	D1	OE 1H0927808; Position: right front			
			MWSS001	ABS sensor	D1	OE 1H0927807; Position: left front			
			MWSS002	ABS sensor	D1	OE 1J0927807B; Position: rear axle left and right			
			SPA109	Coolant temperature sensor	E3	OE 059919501A			
			SPA165	Coolant temperature sensor	E3	OE 078919501B			
1.9 TDI	81	10/98 → 07/04	ATS23	Air temperature sensor	A1				
			APS39	Intake pressure sensor	A3	OE 038906051			
			APS40	Intake pressure sensor	A3	OE 038906051B			
		10/98 → 07/04	05/01 → 07/04	SAG184	Crankshaft sensor	B3	OE 1H0919149C		
				SAG215	Crankshaft sensor	B3	OE 01M927321		
				SAG220	Crankshaft sensor	B3	OE 01M927321B		
			SAG221	Crankshaft sensor	B3	OE 095927321B			
			SAG238	Crankshaft sensor	B3	OE 038907319A			
			MWSS000	ABS sensor	D1	OE 1H0927808; Position: right front			
			MWSS001	ABS sensor	D1	OE 1H0927807; Position: left front			
			MWSS002	ABS sensor	D1	OE 1J0927807B; Position: rear axle left and right			
			SPA109	Coolant temperature sensor	E3	OE 059919501A			
			SPA165	Coolant temperature sensor	E3	OE 078919501B			
			1.9 TDI	110	10/00 → 07/04	ATS23	Air temperature sensor	A1	
						SAC115	Camshaft sensor	B2	OE 038957147A
SAG015	Camshaft sensor	B2				OE 038907319D			
MWSS000	ABS sensor	D1				OE 1H0927808; Position: right front			
MWSS001	ABS sensor	D1				OE 1H0927807; Position: left front			
MWSS002	ABS sensor	D1				OE 1J0927807B; Position: rear axle left and right			
SPA109	Coolant temperature sensor	E3				OE 059919501A			
2.3 V5 20V	125	09/00 → 11/03	SAG065	Crankshaft sensor	B3	OE 022957147			
TOLEDO III (5P2)									
1.9 TDI	77	10/04 → 05/09	APS40	Intake pressure sensor	A3	OE 038906051B			
			APS83	Intake pressure sensor	A3	OE 038906051C			
			APS91	Intake pressure sensor	A3	OE 0279980411			
			SAC118	Camshaft sensor	B2	OE 03G906433			
			SAG166	Crankshaft sensor	B3	OE 036906433			
			SAG287	Crankshaft sensor	B3	OE 036906433B			
			STS0017	Exhaust gas temperature sensor	C1	Position: before turbocharger; Cable length: 720			
			STS0019	Exhaust gas temperature sensor	C1	Position: before soot particulate filter; Cable length: 510			
			STS0021	Exhaust gas temperature sensor	C1	Position: after soot particulate filter; Cable length: 825			
			MWSS020	ABS sensor	D1	OE 1K0927807; Position: left rear			
			MWSS021	ABS sensor	D1	OE 1K0927808; Position: right rear			
			MWSS027	ABS sensor	D1	OE 7H0927803; Position: left front			
			MWSS028	ABS sensor	D1	OE 7H0927804; Position: right front			
			SPA111	Coolant temperature sensor	E3	OE 06A919501			
2.0 TDI 16V	103	09/04 → 05/09	APS83	Intake pressure sensor	A3	OE 038906051C			
		04/04 → 05/09	SAC085	Camshaft sensor	B2	OE 03G957147A			
			SAG166	Crankshaft sensor	B3	OE 036906433			

	kW			DESCRIPTION	TYPE	
SEAT						
TOLEDO III (5P2)						
2.0 TDI 16V	103	10/04 → 05/09	MWSS020	ABS sensor	D1	OE 1K0927807; Position: left rear
			MWSS021	ABS sensor	D1	OE 1K0927808; Position: right rear
			MWSS027	ABS sensor	D1	OE 7H0927803; Position: left front
			MWSS028	ABS sensor	D1	OE 7H0927804; Position: right front
		04/04 → 05/09	SPA111	Coolant temperature sensor	E3	OE 06A919501
TOLEDO IV (KG3)						
1.2 TSI	77	07/12 → 06/15	APS40	Intake pressure sensor	A3	OE 038906051B
			SAD031	Knock sensor	B1	OE 030905377C
			SAC011	Camshaft sensor	B2	OE 030907601
			MWSS019	ABS sensor	D1	OE 6Q0927804A; Position: right front
			MWSS023	ABS sensor	D1	OE 6Q0927803A; Position: left front
			MWSS025	ABS sensor	D1	OE 6Q0927807A; Position: left rear
			MWSS026	ABS sensor	D1	OE 6Q0927808A; Position: right rear
			SPA192	Coolant temperature sensor	E3	OE 03F919501A
APS131	Fuel pressure sensor	F2	OE 03C906051H			
SKODA						
CITIGO						
1.0	44	10/11 →	APS91	Intake pressure sensor	A3	OE 0279980411
			SAD031	Knock sensor	B1	OE 030905377C
			SAC120	Camshaft sensor	B2	OE 04C907601
			SAG286	Crankshaft sensor	B3	OE 04L906433
			SAG289	Crankshaft sensor	B3	OE 04C906433
		05/12 →	MWSS019	ABS sensor	D1	OE 6Q0927804A; Position: right front
			MWSS023	ABS sensor	D1	OE 6Q0927803A; Position: left front
			MWSS025	ABS sensor	D1	OE 6Q0927807A; Position: left rear
			MWSS026	ABS sensor	D1	OE 6Q0927808A; Position: right rear
			SPA192	Coolant temperature sensor	E3	OE 03F919501A
	55	10/11 →	SAA105	Oil pressure switches	F1	OE 036919081C
			APS91	Intake pressure sensor	A3	OE 0279980411
			SAD031	Knock sensor	B1	OE 030905377C
			SAC120	Camshaft sensor	B2	OE 04C907601
			SAG286	Crankshaft sensor	B3	OE 04L906433
		05/12 →	SAG289	Crankshaft sensor	B3	OE 04C906433
			MWSS019	ABS sensor	D1	OE 6Q0927804A; Position: right front
			MWSS023	ABS sensor	D1	OE 6Q0927803A; Position: left front
			MWSS025	ABS sensor	D1	OE 6Q0927807A; Position: left rear
			MWSS026	ABS sensor	D1	OE 6Q0927808A; Position: right rear
10/11 →	SPA192	Coolant temperature sensor	E3	OE 03F919501A		
	SAA105	Oil pressure switches	F1	OE 036919081C		
FABIA I (6Y2)						
1.2	40	07/01 → 04/07	ATS23	Air temperature sensor	A1	
			APS87	Intake pressure sensor	A3	OE 03D906051
			SAD031	Knock sensor	B1	OE 030905377C
			SAC011	Camshaft sensor	B2	OE 030907601
			SAG226	Crankshaft sensor	B3	OE 03D906433
			MWSS019	ABS sensor	D1	OE 6Q0927804A; Position: right front
			MWSS023	ABS sensor	D1	OE 6Q0927803A; Position: left front
			MWSS025	ABS sensor	D1	OE 6Q0927807A; Position: left rear
			MWSS026	ABS sensor	D1	OE 6Q0927808A; Position: right rear
			SPA111	Coolant temperature sensor	E3	OE 06A919501
	SAA105	Oil pressure switches	F1	OE 036919081C		
	47	01/03 → 03/08	ATS23	Air temperature sensor	A1	
		01/03 → 04/07	APS86	Intake pressure sensor	A3	OE 06B906051

			KW		 PARTS & SERVICES	DESCRIPTION	TYPE	
SKODA								
FABIA I (6Y2)								
1.2	47	01/03 → 03/08	SAD031	Knock sensor	B1	OE 030905377C		
			SAC011	Camshaft sensor	B2	OE 030907601		
			SAG226	Crankshaft sensor	B3	OE 03D906433		
			MWSS019	ABS sensor	D1	OE 6Q0927804A; Position: right front		
			MWSS023	ABS sensor	D1	OE 6Q0927803A; Position: left front		
			MWSS025	ABS sensor	D1	OE 6Q0927807A; Position: left rear		
			MWSS026	ABS sensor	D1	OE 6Q0927808A; Position: right rear		
			SPA111	Coolant temperature sensor	E3	OE 06A919501		
1.4	50	08/99 → 05/03	SAA105	Oil pressure switches	F1	OE 036919081C		
			ATS23	Air temperature sensor	A1			
			APS87	Intake pressure sensor	A3	OE 03D906051		
			APS125	Intake pressure sensor	A3	OE 036906051		
			SAG077	Crankshaft sensor	B3	OE 047906433		
			MWSS019	ABS sensor	D1	OE 6Q0927804A; Position: right front		
			MWSS023	ABS sensor	D1	OE 6Q0927803A; Position: left front		
			MWSS025	ABS sensor	D1	OE 6Q0927807A; Position: left rear		
	MWSS026	ABS sensor	D1	OE 6Q0927808A; Position: right rear				
	SPA110	Coolant temperature sensor	E3	OE 357919501A				
	SPA111	Coolant temperature sensor	E3	OE 06A919501				
	SPA140	Coolant temperature sensor	E3	OE 357919501				
	44	08/00 → 08/02	ATS23	Air temperature sensor	A1			
			APS87	Intake pressure sensor	A3	OE 03D906051		
			APS125	Intake pressure sensor	A3	OE 036906051		
			SAG077	Crankshaft sensor	B3	OE 047906433		
MWSS019			ABS sensor	D1	OE 6Q0927804A; Position: right front			
MWSS023			ABS sensor	D1	OE 6Q0927803A; Position: left front			
MWSS025			ABS sensor	D1	OE 6Q0927807A; Position: left rear			
MWSS026			ABS sensor	D1	OE 6Q0927808A; Position: right rear			
SPA111	Coolant temperature sensor	E3	OE 06A919501					
SPA159	Coolant temperature sensor	E3	OE 059919501					
1.4 16V	74	12/99 → 03/08	ATS23	Air temperature sensor	A1			
			APS87	Intake pressure sensor	A3	OE 03D906051		
			APS125	Intake pressure sensor	A3	OE 036906051		
			SAD031	Knock sensor	B1	OE 030905377C		
			SAC011	Camshaft sensor	B2	OE 030907601		
			SAC014	Camshaft sensor	B2	OE 036907601A		
			SAC089	Camshaft sensor	B2	OE 070907601		
			SAG256	Crankshaft sensor	B3	OE 030957147A		
	09/00 → 07/02	SAG257	Crankshaft sensor	B3	OE 030957147B			
		SAG266	Crankshaft sensor	B3	OE 001927321A			
		SAG275	Crankshaft sensor	B3	OE 001927321			
		MWSS019	ABS sensor	D1	OE 6Q0927804A; Position: right front			
		MWSS023	ABS sensor	D1	OE 6Q0927803A; Position: left front			
		MWSS025	ABS sensor	D1	OE 6Q0927807A; Position: left rear			
		MWSS026	ABS sensor	D1	OE 6Q0927808A; Position: right rear			
		SPA109	Coolant temperature sensor	E3	OE 059919501A			
	55	12/99 → 03/08	SPA111	Coolant temperature sensor	E3	OE 06A919501		
			SPA159	Coolant temperature sensor	E3	OE 059919501		
			SAA105	Oil pressure switches	F1	OE 036919081C		
			ATS23	Air temperature sensor	A1			
APS87			Intake pressure sensor	A3	OE 03D906051			
APS91			Intake pressure sensor	A3	OE 0279980411			
SAD031			Knock sensor	B1	OE 030905377C			
SAC014			Camshaft sensor	B2	OE 036907601A			
12/99 → 03/08	SAC089	Camshaft sensor	B2	OE 070907601				



kW



 PARTS & SERVICES

DESCRIPTION

TYPE


SKODA
FABIA I (6Y2)

Power (kW)	Duration	Part Code	Description	Type	OE Part Number			
1.4 16V	12/99 → 03/08	SAG132	Crankshaft sensor	B3	OE 030957147S			
		SAG155	Crankshaft sensor	B3	OE 032906433A			
		SAG166	Crankshaft sensor	B3	OE 036906433			
	55	09/00 → 07/03	SAG256	Crankshaft sensor	B3	OE 030957147A		
			SAG257	Crankshaft sensor	B3	OE 030957147B		
			SAG266	Crankshaft sensor	B3	OE 001927321A		
		12/99 → 03/08	SAG275	Crankshaft sensor	B3	OE 001927321		
			MWSS019	ABS sensor	D1	OE 6Q0927804A; Position: right front		
			MWSS023	ABS sensor	D1	OE 6Q0927803A; Position: left front		
			MWSS025	ABS sensor	D1	OE 6Q0927807A; Position: left rear		
			MWSS026	ABS sensor	D1	OE 6Q0927808A; Position: right rear		
			SPA109	Coolant temperature sensor	E3	OE 059919501A		
			SPA111	Coolant temperature sensor	E3	OE 06A919501		
			SPA159	Coolant temperature sensor	E3	OE 059919501		
			SAA105	Oil pressure switches	F1	OE 036919081C		
1.4 TDI	55	04/03 → 03/08	ATS23	Air temperature sensor	A1			
			APS40	Intake pressure sensor	A3	OE 038906051B		
			SAC115	Camshaft sensor	B2	OE 038957147A		
			SAG134	Crankshaft sensor	B3	OE 045907319A		
			MWSS019	ABS sensor	D1	OE 6Q0927804A; Position: right front		
			MWSS023	ABS sensor	D1	OE 6Q0927803A; Position: left front		
			MWSS025	ABS sensor	D1	OE 6Q0927807A; Position: left rear		
			MWSS026	ABS sensor	D1	OE 6Q0927808A; Position: right rear		
			SPA111	Coolant temperature sensor	E3	OE 06A919501		
			1.9 SDI	47	12/99 → 03/08	ATS18	Air temperature sensor	A1
SAG238	Crankshaft sensor	B3				OE 038907319A		
12/99 → 03/08	MWSS019	ABS sensor			D1	OE 6Q0927804A; Position: right front		
	MWSS023	ABS sensor			D1	OE 6Q0927803A; Position: left front		
	MWSS025	ABS sensor			D1	OE 6Q0927807A; Position: left rear		
	MWSS026	ABS sensor			D1	OE 6Q0927808A; Position: right rear		
	SPA111	Coolant temperature sensor			E3	OE 06A919501		
	SPA165	Coolant temperature sensor			E3	OE 078919501B		
	1.9 TDI	74			01/00 → 03/08	ATS23	Air temperature sensor	A1
						APS39	Intake pressure sensor	A3
APS40			Intake pressure sensor	A3		OE 038906051B		
SAC115			Camshaft sensor	B2		OE 038957147A		
01/00 → 07/04			SAG015	Camshaft sensor	B2	OE 038907319D		
			SAG245	Crankshaft sensor	B3	OE 038957147E		
1.9 TDI RS	96	06/03 → 03/08	MWSS019	ABS sensor	D1	OE 6Q0927804A; Position: right front		
			MWSS023	ABS sensor	D1	OE 6Q0927803A; Position: left front		
			MWSS025	ABS sensor	D1	OE 6Q0927807A; Position: left rear		
		06/03 → 07/04	MWSS026	ABS sensor	D1	OE 6Q0927808A; Position: right rear		
			SPA111	Coolant temperature sensor	E3	OE 06A919501		
			SPA165	Coolant temperature sensor	E3	OE 078919501B		
			06/03 → 03/08	ATS23	Air temperature sensor	A1		
				SAC115	Camshaft sensor	B2	OE 038957147A	
SAG015	Camshaft sensor	B2	OE 038907319D					

			KW		 PARTS & SERVICES	DESCRIPTION	TYPE	
SKODA								
FABIA I Combi (6Y5)								
1.2	47	01/03 → 12/07	ATS23	Air temperature sensor	A1			
			APS86	Intake pressure sensor	A3	OE 06B906051		
			SAD031	Knock sensor	B1	OE 030905377C		
			SAC011	Camshaft sensor	B2	OE 030907601		
			SAG226	Crankshaft sensor	B3	OE 03D906433		
			MWSS019	ABS sensor	D1	OE 6Q0927804A; Position: right front		
			MWSS023	ABS sensor	D1	OE 6Q0927803A; Position: left front		
			MWSS025	ABS sensor	D1	OE 6Q0927807A; Position: left rear		
			MWSS026	ABS sensor	D1	OE 6Q0927808A; Position: right rear		
			SPA111	Coolant temperature sensor	E3	OE 06A919501		
			SAA105	Oil pressure switches	F1	OE 036919081C		
1.4	50	04/00 → 05/03	ATS23	Air temperature sensor	A1			
			APS87	Intake pressure sensor	A3	OE 03D906051		
			APS125	Intake pressure sensor	A3	OE 036906051		
			SAG077	Crankshaft sensor	B3	OE 047906433		
			MWSS019	ABS sensor	D1	OE 6Q0927804A; Position: right front		
			MWSS023	ABS sensor	D1	OE 6Q0927803A; Position: left front		
			MWSS025	ABS sensor	D1	OE 6Q0927807A; Position: left rear		
			MWSS026	ABS sensor	D1	OE 6Q0927808A; Position: right rear		
			SPA110	Coolant temperature sensor	E3	OE 357919501A		
			SPA111	Coolant temperature sensor	E3	OE 06A919501		
			SPA140	Coolant temperature sensor	E3	OE 357919501		
			SPA159	Coolant temperature sensor	E3	OE 059919501		
1.4 16V	55	05/00 → 12/07	ATS23	Air temperature sensor	A1			
			APS87	Intake pressure sensor	A3	OE 03D906051		
		09/03 → 12/07	APS91	Intake pressure sensor	A3	OE 0279980411		
		05/00 → 12/07	SAD031	Knock sensor	B1	OE 030905377C		
			SAC014	Camshaft sensor	B2	OE 036907601A		
			SAC089	Camshaft sensor	B2	OE 070907601		
			SAG132	Crankshaft sensor	B3	OE 030957147S		
			SAG155	Crankshaft sensor	B3	OE 032906433A		
			SAG166	Crankshaft sensor	B3	OE 036906433		
		09/00 → 07/03	SAG256	Crankshaft sensor	B3	OE 030957147A		
		05/00 → 12/07	SAG257	Crankshaft sensor	B3	OE 030957147B		
			SAG266	Crankshaft sensor	B3	OE 001927321A		
	SAG275		Crankshaft sensor	B3	OE 001927321			
	MWSS019		ABS sensor	D1	OE 6Q0927804A; Position: right front			
	MWSS023		ABS sensor	D1	OE 6Q0927803A; Position: left front			
	MWSS025		ABS sensor	D1	OE 6Q0927807A; Position: left rear			
	MWSS026		ABS sensor	D1	OE 6Q0927808A; Position: right rear			
	SPA109		Coolant temperature sensor	E3	OE 059919501A			
	SPA111		Coolant temperature sensor	E3	OE 06A919501			
	SPA159		Coolant temperature sensor	E3	OE 059919501			
	SAA105		Oil pressure switches	F1	OE 036919081C			
	74	04/00 → 12/07	ATS23	Air temperature sensor	A1			
			APS87	Intake pressure sensor	A3	OE 03D906051		
			APS125	Intake pressure sensor	A3	OE 036906051		
			SAD031	Knock sensor	B1	OE 030905377C		
			SAC011	Camshaft sensor	B2	OE 030907601		
			SAC014	Camshaft sensor	B2	OE 036907601A		
SAC089			Camshaft sensor	B2	OE 070907601			
09/00 → 07/02			SAG256	Crankshaft sensor	B3	OE 030957147A		
SAG257			Crankshaft sensor	B3	OE 030957147B			
04/00 → 12/07		SAG266	Crankshaft sensor	B3	OE 001927321A			
		SAG275	Crankshaft sensor	B3	OE 001927321			



kW



PARTS & SERVICES

DESCRIPTION

TYPE


SKODA
FABIA I Combi (6Y5)

1.4 16V	74	04/00 → 12/07	MWSS019	ABS sensor	D1	OE 6Q0927804A; Position: right front		
			MWSS023	ABS sensor	D1	OE 6Q0927803A; Position: left front		
			MWSS025	ABS sensor	D1	OE 6Q0927807A; Position: left rear		
			MWSS026	ABS sensor	D1	OE 6Q0927808A; Position: right rear		
			SPA109	Coolant temperature sensor	E3	OE 059919501A		
			SPA111	Coolant temperature sensor	E3	OE 06A919501		
			SPA159	Coolant temperature sensor	E3	OE 059919501		
			SAA105	Oil pressure switches	F1	OE 036919081C		
	59	04/06 → 12/07	APS91	Intake pressure sensor	A3	OE 0279980411		
			SAD031	Knock sensor	B1	OE 030905377C		
			SAC014	Camshaft sensor	B2	OE 036907601A		
			SAG155	Crankshaft sensor	B3	OE 032906433A		
			SAG166	Crankshaft sensor	B3	OE 036906433		
			MWSS019	ABS sensor	D1	OE 6Q0927804A; Position: right front		
			MWSS023	ABS sensor	D1	OE 6Q0927803A; Position: left front		
			MWSS025	ABS sensor	D1	OE 6Q0927807A; Position: left rear		
MWSS026	ABS sensor	D1	OE 6Q0927808A; Position: right rear					
1.4 TDI	55	04/03 → 12/07	ATS23	Air temperature sensor	A1			
		08/04 → 12/07	APS40	Intake pressure sensor	A3	OE 038906051B		
	55	04/03 → 12/07	SAG134	Crankshaft sensor	B3	OE 045907319A		
			MWSS019	ABS sensor	D1	OE 6Q0927804A; Position: right front		
			MWSS023	ABS sensor	D1	OE 6Q0927803A; Position: left front		
			MWSS025	ABS sensor	D1	OE 6Q0927807A; Position: left rear		
			MWSS026	ABS sensor	D1	OE 6Q0927808A; Position: right rear		
			SPA111	Coolant temperature sensor	E3	OE 06A919501		
			59	10/05 → 12/07	APS40	Intake pressure sensor	A3	OE 038906051B
					SAC115	Camshaft sensor	B2	OE 038957147A
	SAG134	Crankshaft sensor			B3	OE 045907319A		
	MWSS019	ABS sensor			D1	OE 6Q0927804A; Position: right front		
	MWSS023	ABS sensor			D1	OE 6Q0927803A; Position: left front		
	MWSS025	ABS sensor			D1	OE 6Q0927807A; Position: left rear		
	MWSS026	ABS sensor			D1	OE 6Q0927808A; Position: right rear		
	SPA111	Coolant temperature sensor			E3	OE 06A919501		
1.9 SDI	47	04/00 → 12/07	ATS18	Air temperature sensor	A1	OE 028906081		
		04/00 → 05/01	SAG238	Crankshaft sensor	B3	OE 038907319A		
	47	04/00 → 12/07	MWSS019	ABS sensor	D1	OE 6Q0927804A; Position: right front		
			MWSS023	ABS sensor	D1	OE 6Q0927803A; Position: left front		
			MWSS025	ABS sensor	D1	OE 6Q0927807A; Position: left rear		
			MWSS026	ABS sensor	D1	OE 6Q0927808A; Position: right rear		
			SPA111	Coolant temperature sensor	E3	OE 06A919501		
			SPA165	Coolant temperature sensor	E3	OE 078919501B		
1.9 TDI	74	04/00 → 12/07	ATS23	Air temperature sensor	A1			
			APS39	Intake pressure sensor	A3	OE 038906051		
			APS40	Intake pressure sensor	A3	OE 038906051B		
			SAC115	Camshaft sensor	B2	OE 038957147A		
			SAG015	Camshaft sensor	B2	OE 038907319D		
	74	04/00 → 07/04	SAG245	Crankshaft sensor	B3	OE 038957147E		
			04/00 → 12/07	MWSS019	ABS sensor	D1	OE 6Q0927804A; Position: right front	
				MWSS023	ABS sensor	D1	OE 6Q0927803A; Position: left front	
				MWSS025	ABS sensor	D1	OE 6Q0927807A; Position: left rear	
				MWSS026	ABS sensor	D1	OE 6Q0927808A; Position: right rear	
				SPA111	Coolant temperature sensor	E3	OE 06A919501	

	KW			DESCRIPTION	TYPE	
SKODA						
FABIA I Combi (6Y5)						
1.9 TDI	74	04/00 → 12/07	SPA165	Coolant temperature sensor	E3	OE 078919501B
FABIA I Tre volumi (6Y3)						
1.2	47	01/03 → 12/07	ATS23	Air temperature sensor	A1	
		01/03 → 11/04	APS86	Intake pressure sensor	A3	OE 06B906051
		01/03 → 12/07	SAD031	Knock sensor	B1	OE 030905377C
			SAC011	Camshaft sensor	B2	OE 030907601
			SAG226	Crankshaft sensor	B3	OE 03D906433
			MWSS019	ABS sensor	D1	OE 6Q0927804A; Position: right front
			MWSS023	ABS sensor	D1	OE 6Q0927803A; Position: left front
			MWSS025	ABS sensor	D1	OE 6Q0927807A; Position: left rear
			MWSS026	ABS sensor	D1	OE 6Q0927808A; Position: right rear
SPA111	Coolant temperature sensor	E3	OE 06A919501			
SAA105	Oil pressure switches	F1	OE 036919081C			
1.4	50	07/01 → 05/03	ATS23	Air temperature sensor	A1	
			APS87	Intake pressure sensor	A3	OE 03D906051
			APS125	Intake pressure sensor	A3	OE 036906051
			SAG077	Crankshaft sensor	B3	OE 047906433
			MWSS019	ABS sensor	D1	OE 6Q0927804A; Position: right front
			MWSS023	ABS sensor	D1	OE 6Q0927803A; Position: left front
			MWSS025	ABS sensor	D1	OE 6Q0927807A; Position: left rear
			MWSS026	ABS sensor	D1	OE 6Q0927808A; Position: right rear
			SPA110	Coolant temperature sensor	E3	OE 357919501A
SPA111	Coolant temperature sensor	E3	OE 06A919501			
SPA140	Coolant temperature sensor	E3	OE 357919501			
1.4 16V	55	10/99 → 12/07	ATS23	Air temperature sensor	A1	
		09/03 → 12/07	APS87	Intake pressure sensor	A3	OE 03D906051
			APS91	Intake pressure sensor	A3	OE 0279980411
		10/99 → 12/07	SAD031	Knock sensor	B1	OE 030905377C
			SAC014	Camshaft sensor	B2	OE 036907601A
			SAG132	Crankshaft sensor	B3	OE 030957147S
			SAG155	Crankshaft sensor	B3	OE 032906433A
		09/00 → 07/03	SAG166	Crankshaft sensor	B3	OE 036906433
			SAG256	Crankshaft sensor	B3	OE 030957147A
		10/99 → 12/07	SAG257	Crankshaft sensor	B3	OE 030957147B
			SAG266	Crankshaft sensor	B3	OE 001927321A
		10/99 → 12/07	SAG275	Crankshaft sensor	B3	OE 001927321
			MWSS019	ABS sensor	D1	OE 6Q0927804A; Position: right front
			MWSS023	ABS sensor	D1	OE 6Q0927803A; Position: left front
			MWSS025	ABS sensor	D1	OE 6Q0927807A; Position: left rear
			MWSS026	ABS sensor	D1	OE 6Q0927808A; Position: right rear
			SPA109	Coolant temperature sensor	E3	OE 059919501A
		SPA111	Coolant temperature sensor	E3	OE 06A919501	
SPA159	Coolant temperature sensor	E3	OE 059919501			
SAA105	Oil pressure switches	F1	OE 036919081C			
1.9 TDI	74	01/00 → 12/07	ATS23	Air temperature sensor	A1	
			APS39	Intake pressure sensor	A3	OE 038906051
			APS40	Intake pressure sensor	A3	OE 038906051B
			SAC115	Camshaft sensor	B2	OE 038957147A
			SAG015	Camshaft sensor	B2	OE 038907319D
		01/00 → 07/04	SAG245	Crankshaft sensor	B3	OE 038957147E
		01/00 → 12/07	MWSS019	ABS sensor	D1	OE 6Q0927804A; Position: right front
			MWSS023	ABS sensor	D1	OE 6Q0927803A; Position: left front
			MWSS025	ABS sensor	D1	OE 6Q0927807A; Position: left rear
			MWSS026	ABS sensor	D1	OE 6Q0927808A; Position: right rear
			SPA111	Coolant temperature sensor	E3	OE 06A919501



kW



PARTS & SERVICES

DESCRIPTION

TYPE


SKODA
FABIA I Tre volumi (6Y3)

 1.9 TDI 74 01/00 → 12/07 **SPA165** Coolant temperature sensor E3 OE 078919501B

FABIA II (542)

1.2	44	12/06 → 12/14	APS87	Intake pressure sensor	A3	OE 03D906051		
			SAD031	Knock sensor	B1	OE 030905377C		
			SAC011	Camshaft sensor	B2	OE 030907601		
			SAG226	Crankshaft sensor	B3	OE 03D906433		
			MWSS019	ABS sensor	D1	OE 6Q0927804A; Position: right front		
			MWSS023	ABS sensor	D1	OE 6Q0927803A; Position: left front		
			MWSS025	ABS sensor	D1	OE 6Q0927807A; Position: left rear		
			MWSS026	ABS sensor	D1	OE 6Q0927808A; Position: right rear		
			SPA111	Coolant temperature sensor	E3	OE 06A919501		
	SAA105	Oil pressure switches	F1	OE 036919081C				
		51	01/07 → 12/14	APS86	Intake pressure sensor	A3	OE 06B906051	
				APS91	Intake pressure sensor	A3	OE 0279980411	
				SAD031	Knock sensor	B1	OE 030905377C	
				SAC011	Camshaft sensor	B2	OE 030907601	
				SAG226	Crankshaft sensor	B3	OE 03D906433	
				MWSS019	ABS sensor	D1	OE 6Q0927804A; Position: right front	
				MWSS023	ABS sensor	D1	OE 6Q0927803A; Position: left front	
				MWSS025	ABS sensor	D1	OE 6Q0927807A; Position: left rear	
				MWSS026	ABS sensor	D1	OE 6Q0927808A; Position: right rear	
			SPA111	Coolant temperature sensor	E3	OE 06A919501		
			SAA105	Oil pressure switches	F1	OE 036919081C		
1.2 12V	44	11/11 → 12/14	APS91	Intake pressure sensor	A3	OE 0279980411		
			SAD031	Knock sensor	B1	OE 030905377C		
			SAC011	Camshaft sensor	B2	OE 030907601		
			SAG226	Crankshaft sensor	B3	OE 03D906433		
			MWSS019	ABS sensor	D1	OE 6Q0927804A; Position: right front		
			MWSS023	ABS sensor	D1	OE 6Q0927803A; Position: left front		
			MWSS025	ABS sensor	D1	OE 6Q0927807A; Position: left rear		
			MWSS026	ABS sensor	D1	OE 6Q0927808A; Position: right rear		
			SPA111	Coolant temperature sensor	E3	OE 06A919501		
			SAA105	Oil pressure switches	F1	OE 036919081C		
1.2 TSI	77	03/10 → 12/14	APS40	Intake pressure sensor	A3	OE 038906051B		
			SAD031	Knock sensor	B1	OE 030905377C		
			SAC011	Camshaft sensor	B2	OE 030907601		
			SAG155	Crankshaft sensor	B3	OE 032906433A		
			MWSS019	ABS sensor	D1	OE 6Q0927804A; Position: right front		
			MWSS023	ABS sensor	D1	OE 6Q0927803A; Position: left front		
			MWSS025	ABS sensor	D1	OE 6Q0927807A; Position: left rear		
			MWSS026	ABS sensor	D1	OE 6Q0927808A; Position: right rear		
			SPA111	Coolant temperature sensor	E3	OE 06A919501		
			SPA192	Coolant temperature sensor	E3	OE 03F919501A		
			APS131	Fuel pressure sensor	F2	OE 03C906051H		
			63	03/10 → 12/14	APS40	Intake pressure sensor	A3	OE 038906051B
					SAD031	Knock sensor	B1	OE 030905377C
	SAC011	Camshaft sensor			B2	OE 030907601		
	SAG155	Crankshaft sensor			B3	OE 032906433A		
	MWSS019	ABS sensor			D1	OE 6Q0927804A; Position: right front		
	MWSS023	ABS sensor			D1	OE 6Q0927803A; Position: left front		
	MWSS025	ABS sensor			D1	OE 6Q0927807A; Position: left rear		
	MWSS026	ABS sensor			D1	OE 6Q0927808A; Position: right rear		
	SPA111	Coolant temperature sensor			E3	OE 06A919501		
	SPA192	Coolant temperature sensor			E3	OE 03F919501A		
	APS131	Fuel pressure sensor	F2	OE 03C906051H				

			KW		 PARTS & SERVICES	DESCRIPTION	TYPE	
SKODA								
FABIA II (542)								
1.4	63	01/07 → 12/14	APS91	Intake pressure sensor	A3	OE 0279980411		
			SAD031	Knock sensor	B1	OE 030905377C		
			SAC014	Camshaft sensor	B2	OE 036907601A		
			SAG155	Crankshaft sensor	B3	OE 032906433A		
			MWSS019	ABS sensor	D1	OE 6Q0927804A; Position: right front		
			MWSS023	ABS sensor	D1	OE 6Q0927803A; Position: left front		
			MWSS025	ABS sensor	D1	OE 6Q0927807A; Position: left rear		
			MWSS026	ABS sensor	D1	OE 6Q0927808A; Position: right rear		
			SPA111	Coolant temperature sensor	E3	OE 06A919501		
1.4 TDI	59	01/07 → 03/10	SAA105	Oil pressure switches	F1	OE 036919081C		
			APS40	Intake pressure sensor	A3	OE 038906051B		
			SAC118	Camshaft sensor	B2	OE 03G906433		
			SAG134	Crankshaft sensor	B3	OE 045907319A		
			SAG166	Crankshaft sensor	B3	OE 036906433		
			STS0101	Exhaust gas temperature sensor	C1	Position: before turbocharger; Cable length: 720		
			STS0113	Exhaust gas temperature sensor	C1	Position: before soot particulate filter; Cable length: 470		
			STS0191	Exhaust gas temperature sensor	C1	Position: after soot particulate filter; Cable length: 815		
			SPS004	Exhaust gas pressure sensor	C2	OE 059906051C		
			SPS003	Exhaust gas pressure sensor	C2	OE 076906051A		
			SPS005	Exhaust gas pressure sensor	C2	OE 076906051B		
			MWSS019	ABS sensor	D1	OE 6Q0927804A; Position: right front		
			MWSS023	ABS sensor	D1	OE 6Q0927803A; Position: left front		
MWSS025	ABS sensor	D1	OE 6Q0927807A; Position: left rear					
MWSS026	ABS sensor	D1	OE 6Q0927808A; Position: right rear					
SPA111	Coolant temperature sensor	E3	OE 06A919501					
1.6	77	04/07 → 12/14	APS91	Intake pressure sensor	A3	OE 0279980411		
			SAD031	Knock sensor	B1	OE 030905377C		
			SAC011	Camshaft sensor	B2	OE 030907601		
			SAG132	Crankshaft sensor	B3	OE 030957147S		
			SAG155	Crankshaft sensor	B3	OE 032906433A		
			MWSS019	ABS sensor	D1	OE 6Q0927804A; Position: right front		
			MWSS023	ABS sensor	D1	OE 6Q0927803A; Position: left front		
			MWSS025	ABS sensor	D1	OE 6Q0927807A; Position: left rear		
			MWSS026	ABS sensor	D1	OE 6Q0927808A; Position: right rear		
			SPA111	Coolant temperature sensor	E3	OE 06A919501		
SAA105	Oil pressure switches	F1	OE 036919081C					
1.6 TDI	66	03/10 → 12/14	ATS16	Air temperature sensor	A1	OE 03G906051E; With integrated air pressure sensor		
			SAG155	Crankshaft sensor	B3	OE 032906433A		
			STS0025	Exhaust gas temperature sensor	C1	Position: before soot particulate filter; Cable length: 460		
			STS0039	Exhaust gas temperature sensor	C1	Position: after soot particulate filter; Cable length: 516		
			STS0045	Exhaust gas temperature sensor	C1	Position: before soot particulate filter; Cable length: 570		
			STS0053	Exhaust gas temperature sensor	C1	Position: after soot particulate filter; Cable length: 820		
			STS0139	Exhaust gas temperature sensor	C1	Position: before soot particulate filter; Cable length: 590		
			SPS004	Exhaust gas pressure sensor	C2	OE 059906051C		
			MWSS019	ABS sensor	D1	OE 6Q0927804A; Position: right front		
MWSS023	ABS sensor	D1	OE 6Q0927803A; Position: left front					



kW



PARTS & SERVICES

DESCRIPTION

TYPE


SKODA
FABIA II (542)

1.6 TDI	66	03/10 → 12/14	MWSS025	ABS sensor	D1	OE 6Q0927807A; Position: left rear			
			MWSS026	ABS sensor	D1	OE 6Q0927808A; Position: right rear			
			SPA111	Coolant temperature sensor	E3	OE 06A919501			
		77	06/10 → 12/14	SAA105	Oil pressure switches	F1	OE 036919081C		
	ATS16			Air temperature sensor	A1	OE 03G906051E; With integrated air pressure sensor			
				SAG155	Crankshaft sensor	B3	OE 032906433A		
				STS0025	Exhaust gas temperature sensor	C1	Position: before soot particulate filter; Cable length: 460		
				STS0039	Exhaust gas temperature sensor	C1	Position: after soot particulate filter; Cable length: 516		
				STS0045	Exhaust gas temperature sensor	C1	Position: before soot particulate filter; Cable length: 570		
				STS0053	Exhaust gas temperature sensor	C1	Position: after soot particulate filter; Cable length: 820		
				STS0139	Exhaust gas temperature sensor	C1	Position: before soot particulate filter; Cable length: 590		
				SPS004	Exhaust gas pressure sensor	C2	OE 059906051C		
				MWSS019	ABS sensor	D1	OE 6Q0927804A; Position: right front		
				MWSS023	ABS sensor	D1	OE 6Q0927803A; Position: left front		
				MWSS025	ABS sensor	D1	OE 6Q0927807A; Position: left rear		
				MWSS026	ABS sensor	D1	OE 6Q0927808A; Position: right rear		
				SPA111	Coolant temperature sensor	E3	OE 06A919501		
				SAA105	Oil pressure switches	F1	OE 036919081C		
		55	04/10 → 12/14	ATS16	Air temperature sensor	A1	OE 03G906051E; With integrated air pressure sensor		
						SAG155	Crankshaft sensor	B3	OE 032906433A
						STS0025	Exhaust gas temperature sensor	C1	Position: before soot particulate filter; Cable length: 460
						STS0039	Exhaust gas temperature sensor	C1	Position: after soot particulate filter; Cable length: 516
						STS0045	Exhaust gas temperature sensor	C1	Position: before soot particulate filter; Cable length: 570
						STS0053	Exhaust gas temperature sensor	C1	Position: after soot particulate filter; Cable length: 820
						STS0139	Exhaust gas temperature sensor	C1	Position: before soot particulate filter; Cable length: 590
						SPS004	Exhaust gas pressure sensor	C2	OE 059906051C
						MWSS019	ABS sensor	D1	OE 6Q0927804A; Position: right front
						MWSS023	ABS sensor	D1	OE 6Q0927803A; Position: left front
						MWSS025	ABS sensor	D1	OE 6Q0927807A; Position: left rear
						MWSS026	ABS sensor	D1	OE 6Q0927808A; Position: right rear
	1.9 TDI	77	04/07 → 03/10	APS40	Intake pressure sensor	A3	OE 038906051B		
				SAC115	Camshaft sensor	B2	OE 038957147A		
				SAC118	Camshaft sensor	B2	OE 03G906433		
SAG166				Crankshaft sensor	B3	OE 036906433			
SAG245				Crankshaft sensor	B3	OE 038957147E			
STS0017				Exhaust gas temperature sensor	C1	Position: before turbocharger; Cable length: 720			
STS0113				Exhaust gas temperature sensor	C1	Position: before soot particulate filter; Cable length: 470			
STS0217				Exhaust gas temperature sensor	C1	Position: after soot particulate filter; Cable length: 760			

	KW			DESCRIPTION	TYPE	
SKODA						
FABIA II (542)						
1.9 TDI	77	04/07 → 03/10	SPS004	Exhaust gas pressure sensor	C2	OE 059906051C
			SPS003	Exhaust gas pressure sensor	C2	OE 076906051A
			SPS005	Exhaust gas pressure sensor	C2	OE 076906051B
			MWSS019	ABS sensor	D1	OE 6Q0927804A; Position: right front
			MWSS023	ABS sensor	D1	OE 6Q0927803A; Position: left front
			MWSS025	ABS sensor	D1	OE 6Q0927807A; Position: left rear
			MWSS026	ABS sensor	D1	OE 6Q0927808A; Position: right rear
			SPA111	Coolant temperature sensor	E3	OE 06A919501
FABIA II Combi (545)						
1.2	51	10/07 → 12/14	APS86	Intake pressure sensor	A3	OE 06B906051
		06/11 → 12/14	APS91	Intake pressure sensor	A3	OE 0279980411
		10/07 → 12/14	SAD031	Knock sensor	B1	OE 030905377C
			SAC011	Camshaft sensor	B2	OE 030907601
			SAG226	Crankshaft sensor	B3	OE 03D906433
			MWSS019	ABS sensor	D1	OE 6Q0927804A; Position: right front
			MWSS023	ABS sensor	D1	OE 6Q0927803A; Position: left front
			MWSS025	ABS sensor	D1	OE 6Q0927807A; Position: left rear
			MWSS026	ABS sensor	D1	OE 6Q0927808A; Position: right rear
			SPA111	Coolant temperature sensor	E3	OE 06A919501
SAA105	Oil pressure switches	F1	OE 036919081C			
1.2 TSI	77	03/10 → 12/14	APS40	Intake pressure sensor	A3	OE 038906051B
			SAD031	Knock sensor	B1	OE 030905377C
			SAC011	Camshaft sensor	B2	OE 030907601
			SAG155	Crankshaft sensor	B3	OE 032906433A
			MWSS019	ABS sensor	D1	OE 6Q0927804A; Position: right front
			MWSS023	ABS sensor	D1	OE 6Q0927803A; Position: left front
			MWSS025	ABS sensor	D1	OE 6Q0927807A; Position: left rear
			MWSS026	ABS sensor	D1	OE 6Q0927808A; Position: right rear
			SPA111	Coolant temperature sensor	E3	OE 06A919501
			SPA192	Coolant temperature sensor	E3	OE 03F919501A
	63	03/10 → 12/14	APS40	Intake pressure sensor	A3	OE 038906051B
			SAD031	Knock sensor	B1	OE 030905377C
			SAC011	Camshaft sensor	B2	OE 030907601
			SAG155	Crankshaft sensor	B3	OE 032906433A
			MWSS019	ABS sensor	D1	OE 6Q0927804A; Position: right front
			MWSS023	ABS sensor	D1	OE 6Q0927803A; Position: left front
			MWSS025	ABS sensor	D1	OE 6Q0927807A; Position: left rear
			MWSS026	ABS sensor	D1	OE 6Q0927808A; Position: right rear
			SPA111	Coolant temperature sensor	E3	OE 06A919501
			SPA192	Coolant temperature sensor	E3	OE 03F919501A
1.4	63	10/07 → 12/14	APS91	Intake pressure sensor	A3	OE 0279980411
			SAD031	Knock sensor	B1	OE 030905377C
			SAC014	Camshaft sensor	B2	OE 036907601A
			SAG155	Crankshaft sensor	B3	OE 032906433A
			MWSS019	ABS sensor	D1	OE 6Q0927804A; Position: right front
			MWSS023	ABS sensor	D1	OE 6Q0927803A; Position: left front
			MWSS025	ABS sensor	D1	OE 6Q0927807A; Position: left rear
			MWSS026	ABS sensor	D1	OE 6Q0927808A; Position: right rear
			SPA111	Coolant temperature sensor	E3	OE 06A919501
			SAA105	Oil pressure switches	F1	OE 036919081C
1.4 TDI	59	10/07 → 03/10	APS40	Intake pressure sensor	A3	OE 038906051B
			SAC118	Camshaft sensor	B2	OE 03G906433
			SAG134	Crankshaft sensor	B3	OE 045907319A



kW



PARTS & SERVICES

DESCRIPTION

TYPE


SKODA
FABIA II Combi (545)

Engine	Power (kW)	Duration	Part Number	Description	Type	OE Part Number
1.4 TDI	59	10/07 → 03/10	SAG166	Crankshaft sensor	B3	OE 036906433
			STS0101	Exhaust gas temperature sensor	C1	Position: before turbocharger; Cable length: 720
			STS0113	Exhaust gas temperature sensor	C1	Position: before soot particulate filter; Cable length: 470
			STS0191	Exhaust gas temperature sensor	C1	Position: after soot particulate filter; Cable length: 815
			SPS004	Exhaust gas pressure sensor	C2	OE 059906051C
			SPS003	Exhaust gas pressure sensor	C2	OE 076906051A
			SPS005	Exhaust gas pressure sensor	C2	OE 076906051B
			MWSS019	ABS sensor	D1	OE 6Q0927804A; Position: right front
			MWSS023	ABS sensor	D1	OE 6Q0927803A; Position: left front
			MWSS025	ABS sensor	D1	OE 6Q0927807A; Position: left rear
			MWSS026	ABS sensor	D1	OE 6Q0927808A; Position: right rear
SPA111	Coolant temperature sensor	E3	OE 06A919501			
1.6	77	10/07 → 12/14	APS91	Intake pressure sensor	A3	OE 0279980411
			SAD031	Knock sensor	B1	OE 030905377C
			SAC011	Camshaft sensor	B2	OE 030907601
			SAG132	Crankshaft sensor	B3	OE 030957147S
			SAG155	Crankshaft sensor	B3	OE 032906433A
			MWSS019	ABS sensor	D1	OE 6Q0927804A; Position: right front
			MWSS023	ABS sensor	D1	OE 6Q0927803A; Position: left front
			MWSS025	ABS sensor	D1	OE 6Q0927807A; Position: left rear
			MWSS026	ABS sensor	D1	OE 6Q0927808A; Position: right rear
			SPA111	Coolant temperature sensor	E3	OE 06A919501
			SAA105	Oil pressure switches	F1	OE 036919081C
1.6 TDI	66	03/10 → 12/14	ATS16	Air temperature sensor	A1	OE 03G906051E; With integrated air pressure sensor
			SAG155	Crankshaft sensor	B3	OE 032906433A
			STS0025	Exhaust gas temperature sensor	C1	Position: before soot particulate filter; Cable length: 460
			STS0039	Exhaust gas temperature sensor	C1	Position: after soot particulate filter; Cable length: 516
			STS0045	Exhaust gas temperature sensor	C1	Position: before soot particulate filter; Cable length: 570
			STS0053	Exhaust gas temperature sensor	C1	Position: after soot particulate filter; Cable length: 820
			STS0139	Exhaust gas temperature sensor	C1	Position: before soot particulate filter; Cable length: 590
			SPS004	Exhaust gas pressure sensor	C2	OE 059906051C
			MWSS019	ABS sensor	D1	OE 6Q0927804A; Position: right front
			MWSS023	ABS sensor	D1	OE 6Q0927803A; Position: left front
			MWSS025	ABS sensor	D1	OE 6Q0927807A; Position: left rear
		MWSS026	ABS sensor	D1	OE 6Q0927808A; Position: right rear	
		SPA111	Coolant temperature sensor	E3	OE 06A919501	
		06/10 → 12/14	SAA105	Oil pressure switches	F1	OE 036919081C
1.6 TDI	77	03/10 → 12/14	ATS16	Air temperature sensor	A1	OE 03G906051E; With integrated air pressure sensor
			SAG155	Crankshaft sensor	B3	OE 032906433A
			STS0025	Exhaust gas temperature sensor	C1	Position: before soot particulate filter; Cable length: 460
			STS0039	Exhaust gas temperature sensor	C1	Position: after soot particulate filter; Cable length: 516
			STS0045	Exhaust gas temperature sensor	C1	Position: before soot particulate filter; Cable length: 570

			KW		 PARTS & SERVICES	DESCRIPTION	TYPE	
SKODA								
FABIA II Combi (545)								
1.6 TDI	77	03/10 → 12/14	STS0053	Exhaust gas temperature sensor	C1	Position: after soot particulate filter; Cable length: 820		
			STS0139	Exhaust gas temperature sensor	C1	Position: before soot particulate filter; Cable length: 590		
			SPS004	Exhaust gas pressure sensor	C2	OE 059906051C		
			MWSS019	ABS sensor	D1	OE 6Q0927804A; Position: right front		
			MWSS023	ABS sensor	D1	OE 6Q0927803A; Position: left front		
			MWSS025	ABS sensor	D1	OE 6Q0927807A; Position: left rear		
			MWSS026	ABS sensor	D1	OE 6Q0927808A; Position: right rear		
			SPA111	Coolant temperature sensor	E3	OE 06A919501		
	SAA105	Oil pressure switches	F1	OE 036919081C				
	55	04/10 → 12/14	ATS16	Air temperature sensor	A1	OE 03G906051E; With integrated air pressure sensor		
			SAG155	Crankshaft sensor	B3	OE 032906433A		
			STS0025	Exhaust gas temperature sensor	C1	Position: before soot particulate filter; Cable length: 460		
			STS0039	Exhaust gas temperature sensor	C1	Position: after soot particulate filter; Cable length: 516		
			STS0045	Exhaust gas temperature sensor	C1	Position: before soot particulate filter; Cable length: 570		
			STS0053	Exhaust gas temperature sensor	C1	Position: after soot particulate filter; Cable length: 820		
			STS0139	Exhaust gas temperature sensor	C1	Position: before soot particulate filter; Cable length: 590		
			SPS004	Exhaust gas pressure sensor	C2	OE 059906051C		
			MWSS019	ABS sensor	D1	OE 6Q0927804A; Position: right front		
			MWSS023	ABS sensor	D1	OE 6Q0927803A; Position: left front		
			MWSS025	ABS sensor	D1	OE 6Q0927807A; Position: left rear		
MWSS026			ABS sensor	D1	OE 6Q0927808A; Position: right rear			
SPA111	Coolant temperature sensor	E3	OE 06A919501					
SAA105	Oil pressure switches	F1	OE 036919081C					
1.9 TDI	77	10/07 → 03/10	APS40	Intake pressure sensor	A3	OE 038906051B		
			SAC115	Camshaft sensor	B2	OE 038957147A		
			SAC118	Camshaft sensor	B2	OE 03G906433		
			SAG166	Crankshaft sensor	B3	OE 036906433		
			SAG245	Crankshaft sensor	B3	OE 038957147E		
			STS0017	Exhaust gas temperature sensor	C1	Position: before turbocharger; Cable length: 720		
			STS0113	Exhaust gas temperature sensor	C1	Position: before soot particulate filter; Cable length: 470		
			STS0217	Exhaust gas temperature sensor	C1	Position: after soot particulate filter; Cable length: 760		
			SPS004	Exhaust gas pressure sensor	C2	OE 059906051C		
			SPS003	Exhaust gas pressure sensor	C2	OE 076906051A		
			SPS005	Exhaust gas pressure sensor	C2	OE 076906051B		
			MWSS019	ABS sensor	D1	OE 6Q0927804A; Position: right front		
			MWSS023	ABS sensor	D1	OE 6Q0927803A; Position: left front		
			MWSS025	ABS sensor	D1	OE 6Q0927807A; Position: left rear		
			MWSS026	ABS sensor	D1	OE 6Q0927808A; Position: right rear		
			SPA111	Coolant temperature sensor	E3	OE 06A919501		
FABIA III (NJ3)								
1.0	44	08/14 →	APS91	Intake pressure sensor	A3	OE 0279980411		
			SAD031	Knock sensor	B1	OE 030905377C		
			SAC120	Camshaft sensor	B2	OE 04C907601		
			SAG289	Crankshaft sensor	B3	OE 04C906433		



kW



PARTS & SERVICES

DESCRIPTION

TYPE


SKODA
FABIA III (NJ3)

1.0	44	08/14 →	MWSS019	ABS sensor	D1	OE 6Q0927804A; Position: right front
			MWSS023	ABS sensor	D1	OE 6Q0927803A; Position: left front
			MWSS025	ABS sensor	D1	OE 6Q0927807A; Position: left rear
			MWSS026	ABS sensor	D1	OE 6Q0927808A; Position: right rear
	55	08/14 →	APS91	Intake pressure sensor	A3	OE 0279980411
			SAD031	Knock sensor	B1	OE 030905377C
			SAC120	Camshaft sensor	B2	OE 04C907601
			SAG289	Crankshaft sensor	B3	OE 04C906433
			MWSS019	ABS sensor	D1	OE 6Q0927804A; Position: right front
			MWSS023	ABS sensor	D1	OE 6Q0927803A; Position: left front
			MWSS025	ABS sensor	D1	OE 6Q0927807A; Position: left rear
			MWSS026	ABS sensor	D1	OE 6Q0927808A; Position: right rear
1.2 TSI	66	08/14 →	SAD031	Knock sensor	B1	OE 030905377C
			SAC120	Camshaft sensor	B2	OE 04C907601
			SAG289	Crankshaft sensor	B3	OE 04C906433
			MWSS019	ABS sensor	D1	OE 6Q0927804A; Position: right front
			MWSS023	ABS sensor	D1	OE 6Q0927803A; Position: left front
			MWSS025	ABS sensor	D1	OE 6Q0927807A; Position: left rear
	81	08/14 →	MWSS026	ABS sensor	D1	OE 6Q0927808A; Position: right rear
			SAD031	Knock sensor	B1	OE 030905377C
			SAC120	Camshaft sensor	B2	OE 04C907601
			SAG289	Crankshaft sensor	B3	OE 04C906433
			MWSS019	ABS sensor	D1	OE 6Q0927804A; Position: right front
			MWSS023	ABS sensor	D1	OE 6Q0927803A; Position: left front
1.4 TDI	66	08/14 →	MWSS025	ABS sensor	D1	OE 6Q0927807A; Position: left rear
			MWSS026	ABS sensor	D1	OE 6Q0927808A; Position: right rear
			APS108	Intake pressure sensor	A3	OE 03K906051
			SAD031	Knock sensor	B1	OE 030905377C
			SAC120	Camshaft sensor	B2	OE 04C907601
			SAG286	Crankshaft sensor	B3	OE 04L906433
			MWSS019	ABS sensor	D1	OE 6Q0927804A; Position: right front
			MWSS023	ABS sensor	D1	OE 6Q0927803A; Position: left front
			MWSS025	ABS sensor	D1	OE 6Q0927807A; Position: left rear
			MWSS026	ABS sensor	D1	OE 6Q0927808A; Position: right rear

FABIA III Station wagon (NJ5)

1.0	55	10/14 →	APS91	Intake pressure sensor	A3	OE 0279980411
			SAD031	Knock sensor	B1	OE 030905377C
			SAC120	Camshaft sensor	B2	OE 04C907601
			SAG289	Crankshaft sensor	B3	OE 04C906433
			MWSS019	ABS sensor	D1	OE 6Q0927804A; Position: right front
			MWSS023	ABS sensor	D1	OE 6Q0927803A; Position: left front
			MWSS025	ABS sensor	D1	OE 6Q0927807A; Position: left rear
			MWSS026	ABS sensor	D1	OE 6Q0927808A; Position: right rear
1.2 TSI	66	10/14 →	SAD031	Knock sensor	B1	OE 030905377C
			SAC120	Camshaft sensor	B2	OE 04C907601
			SAG289	Crankshaft sensor	B3	OE 04C906433
			MWSS019	ABS sensor	D1	OE 6Q0927804A; Position: right front
			MWSS023	ABS sensor	D1	OE 6Q0927803A; Position: left front
			MWSS025	ABS sensor	D1	OE 6Q0927807A; Position: left rear
	81	10/14 →	MWSS026	ABS sensor	D1	OE 6Q0927808A; Position: right rear
			SAD031	Knock sensor	B1	OE 030905377C
			SAC120	Camshaft sensor	B2	OE 04C907601
			SAG289	Crankshaft sensor	B3	OE 04C906433
			MWSS019	ABS sensor	D1	OE 6Q0927804A; Position: right front
			MWSS023	ABS sensor	D1	OE 6Q0927803A; Position: left front

	KW			DESCRIPTION	TYPE	
SKODA						
FABIA III Station wagon (NJ5)						
1.2 TSI	81	10/14 →	MWSS025	ABS sensor	D1	OE 6Q0927807A; Position: left rear
			MWSS026	ABS sensor	D1	OE 6Q0927808A; Position: right rear
1.4 TDI	66	10/14 →	APS108	Intake pressure sensor	A3	OE 03K906051
			SAD031	Knock sensor	B1	OE 030905377C
			SAC120	Camshaft sensor	B2	OE 04C907601
			SAG286	Crankshaft sensor	B3	OE 04L906433
			MWSS019	ABS sensor	D1	OE 6Q0927804A; Position: right front
			MWSS023	ABS sensor	D1	OE 6Q0927803A; Position: left front
			MWSS025	ABS sensor	D1	OE 6Q0927807A; Position: left rear
			MWSS026	ABS sensor	D1	OE 6Q0927808A; Position: right rear
FAVORIT (781)						
1.3 (781)	50	01/94 → 09/94	SPA131	Coolant temperature sensor	E3	OE 004435010
1.3 135 (781)	44	10/90 → 09/94	SPA131	Coolant temperature sensor	E3	OE 004435010
	42	12/91 → 09/94	SPA131	Coolant temperature sensor	E3	OE 004435010
	43	12/91 → 09/94	SPA131	Coolant temperature sensor	E3	OE 004435010
1.3 135 X,LX,GLX (781)	40	01/90 → 09/94	SPA131	Coolant temperature sensor	E3	OE 004435010
1.3 135L (781)	43	05/89 → 09/94	SPA131	Coolant temperature sensor	E3	OE 004435010
1.3 136 (781)	45	10/90 → 09/94	SPA131	Coolant temperature sensor	E3	OE 004435010
FAVORIT Forman (785)						
1.3	50	01/94 → 06/95	SPA131	Coolant temperature sensor	E3	OE 004435010
1.3 (135 E)	40	09/91 → 06/95	SPA131	Coolant temperature sensor	E3	OE 004435010
1.3 (135)	44	12/91 → 06/95	SPA131	Coolant temperature sensor	E3	OE 004435010
1.3 (136)	45	08/91 → 06/95	SPA131	Coolant temperature sensor	E3	OE 004435010
FAVORIT Pick-up (787)						
1.3	50	12/92 → 06/97	SPA131	Coolant temperature sensor	E3	OE 004435010
	40	12/92 → 06/97	SPA131	Coolant temperature sensor	E3	OE 004435010
	42	12/92 → 06/97	SPA131	Coolant temperature sensor	E3	OE 004435010
FELICIA II (6U1)						
1.3	40	01/98 → 06/01	SPA110	Coolant temperature sensor	E3	OE 357919501A
			SPA140	Coolant temperature sensor	E3	OE 357919501
	50	01/98 → 06/01	SPA110	Coolant temperature sensor	E3	OE 357919501A
			SPA140	Coolant temperature sensor	E3	OE 357919501
			SPA110	Coolant temperature sensor	E3	OE 357919501A
1.6	55	01/98 → 06/01	APS87	Intake pressure sensor	A3	OE 03D906051
			APS125	Intake pressure sensor	A3	OE 036906051
			SAD028	Knock sensor	B1	OE 030905377A
			SPA109	Coolant temperature sensor	E3	OE 059919501A
			SPA110	Coolant temperature sensor	E3	OE 357919501A
FELICIA II Station wagon (6U5)						
1.3	50	01/98 → 06/01	SPA110	Coolant temperature sensor	E3	OE 357919501A
			SPA140	Coolant temperature sensor	E3	OE 357919501
KODIAQ (NS7, NV7)						
2.0 TDI 4x4	140	10/16 →	SAG286	Crankshaft sensor	B3	OE 04L906433
OCTAVIA I (1U2)						
1.6	75	11/00 → 12/10	ATS23	Air temperature sensor	A1	
			SAD031	Knock sensor	B1	OE 030905377C
			SAC015	Camshaft sensor	B2	OE 06A905161B; OE Quality
			SAC015-1	Camshaft sensor	B2	OE 06A905161B; Aftermarket Quality
			SAC067	Camshaft sensor	B2	OE 07K907601
			SAC075	Camshaft sensor	B2	OE 06B905163A
			SAG183	Crankshaft sensor	B3	OE 1H0919149A
			SAG184	Crankshaft sensor	B3	OE 1H0919149C
			SAG220	Crankshaft sensor	B3	OE 01M927321B
			SAG221	Crankshaft sensor	B3	OE 095927321B
			MWSS000	ABS sensor	D1	OE 1H0927808; Position: right front

	kW			DESCRIPTION	TYPE			
SKODA								
OCTAVIA I (1U2)								
1.6	75	11/00 → 12/10	MWSS001	ABS sensor	D1	OE 1H0927807; Position: left front		
			MWSS002	ABS sensor	D1	OE 1J0927807B; Position: rear axle left and right		
			SPA109	Coolant temperature sensor	E3	OE 059919501A		
			SPA110	Coolant temperature sensor	E3	OE 357919501A		
			SPA111	Coolant temperature sensor	E3	OE 06A919501		
			SPA165	Coolant temperature sensor	E3	OE 078919501B		
1.9 TDI	74	10/05 → 12/10	APS40	Intake pressure sensor	A3	OE 038906051B		
			SAC115	Camshaft sensor	B2	OE 038957147A		
			SAG015	Camshaft sensor	B2	OE 038907319D		
			SAG184	Crankshaft sensor	B3	OE 1H0919149C		
			MWSS000	ABS sensor	D1	OE 1H0927808; Position: right front		
			MWSS001	ABS sensor	D1	OE 1H0927807; Position: left front		
			MWSS002	ABS sensor	D1	OE 1J0927807B; Position: rear axle left and right		
2.0	85	04/99 → 05/07	ATS23	Air temperature sensor	A1			
			SAD028	Knock sensor	B1	OE 030905377A		
			SAD031	Knock sensor	B1	OE 030905377C		
			SAC015	Camshaft sensor	B2	OE 06A905161B; OE Quality		
			SAC015-1	Camshaft sensor	B2	OE 06A905161B; Aftermarket Quality		
		04/99 → 10/06	SAG018	Crankshaft sensor	B3	OE 06A906433C		
			SAG096	Crankshaft sensor	B3	OE 078906433B		
		04/99 → 05/07	SAG183	Crankshaft sensor	B3	OE 1H0919149A		
			SAG184	Crankshaft sensor	B3	OE 1H0919149C		
			SAG215	Crankshaft sensor	B3	OE 01M927321		
			SAG220	Crankshaft sensor	B3	OE 01M927321B		
			SAG221	Crankshaft sensor	B3	OE 095927321B		
			MWSS000	ABS sensor	D1	OE 1H0927808; Position: right front		
			MWSS001	ABS sensor	D1	OE 1H0927807; Position: left front		
			MWSS002	ABS sensor	D1	OE 1J0927807B; Position: rear axle left and right		
			SPA109	Coolant temperature sensor	E3	OE 059919501A		
		SPA159	Coolant temperature sensor	E3	OE 059919501			
		OCTAVIA I Combi (1U5)						
		1.6	74	07/98 → 12/07	ATS19	Air temperature sensor	A1	OE 058905379; Assembly depth [mm]: 44 - Number of poles: 2
					ATS23	Air temperature sensor	A1	OE 1J0919379A
SAC015	Camshaft sensor				B2	OE 06A905161B; OE Quality		
SAC015-1	Camshaft sensor				B2	OE 06A905161B; Aftermarket Quality		
SAC067	Camshaft sensor				B2	OE 07K907601		
SAG018	Crankshaft sensor				B3	OE 06A906433C		
SAG096	Crankshaft sensor				B3	OE 078906433B		
SAG183	Crankshaft sensor				B3	OE 1H0919149A		
SAG184	Crankshaft sensor				B3	OE 1H0919149C		
SAG215	Crankshaft sensor				B3	OE 01M927321		
SAG220	Crankshaft sensor				B3	OE 01M927321B		
SAG221	Crankshaft sensor				B3	OE 095927321B		
MWSS000	ABS sensor				D1	OE 1H0927808; Position: right front		
MWSS001	ABS sensor				D1	OE 1H0927807; Position: left front		
MWSS002	ABS sensor				D1	OE 1J0927807B; Position: rear axle left and right		
SPA109	Coolant temperature sensor				E3	OE 059919501A		
SPA110	Coolant temperature sensor	E3	OE 357919501A					

		KW			DESCRIPTION	TYPE	
SKODA							
OCTAVIA I Combi (1U5)							
1.6	74	07/98 → 12/07	SPA159	Coolant temperature sensor	E3	OE 059919501	
			SPA165	Coolant temperature sensor	E3	OE 078919501B	
	75	09/00 → 12/10	ATS23	Air temperature sensor	A1		
			SAD031	Knock sensor	B1	OE 030905377C	
			SAC015	Camshaft sensor	B2	OE 06A905161B; OE Quality	
			SAC015-1	Camshaft sensor	B2	OE 06A905161B; Aftermarket Quality	
			SAC067	Camshaft sensor	B2	OE 07K907601	
			SAC075	Camshaft sensor	B2	OE 06B905163A	
			SAG183	Crankshaft sensor	B3	OE 1H0919149A	
			SAG184	Crankshaft sensor	B3	OE 1H0919149C	
			SAG220	Crankshaft sensor	B3	OE 01M927321B	
			SAG221	Crankshaft sensor	B3	OE 095927321B	
			MWSS000	ABS sensor	D1	OE 1H0927808; Position: right front	
			MWSS001	ABS sensor	D1	OE 1H0927807; Position: left front	
			MWSS002	ABS sensor	D1	OE 1J0927807B; Position: rear axle left and right	
			SPA109	Coolant temperature sensor	E3	OE 059919501A	
			SPA110	Coolant temperature sensor	E3	OE 357919501A	
			SPA111	Coolant temperature sensor	E3	OE 06A919501	
	SPA165	Coolant temperature sensor	E3	OE 078919501B			
	1.9 TDI	66	07/98 → 03/10	ATS23	Air temperature sensor	A1	
APS39				Intake pressure sensor	A3	OE 038906051	
APS40				Intake pressure sensor	A3	OE 038906051B	
SAG138				Crankshaft sensor	B3	OE 038907319	
SAG183				Crankshaft sensor	B3	OE 1H0919149A	
SAG184				Crankshaft sensor	B3	OE 1H0919149C	
SAG220				Crankshaft sensor	B3	OE 01M927321B	
SAG221			Crankshaft sensor	B3	OE 095927321B		
SAG238			Crankshaft sensor	B3	OE 038907319A		
05/99 → 03/10			MWSS000	ABS sensor	D1	OE 1H0927808; Position: right front	
			MWSS001	ABS sensor	D1	OE 1H0927807; Position: left front	
07/98 → 03/10			MWSS002	ABS sensor	D1	OE 1J0927807B; Position: rear axle left and right	
			SPA109	Coolant temperature sensor	E3	OE 059919501A	
			SPA159	Coolant temperature sensor	E3	OE 059919501	
		SPA165	Coolant temperature sensor	E3	OE 078919501B		
		ATS23	Air temperature sensor	A1			
811		07/98 → 01/06	APS39	Intake pressure sensor	A3	OE 038906051	
			APS40	Intake pressure sensor	A3	OE 038906051B	
			SAG138	Crankshaft sensor	B3	OE 038907319	
			SAG183	Crankshaft sensor	B3	OE 1H0919149A	
			SAG184	Crankshaft sensor	B3	OE 1H0919149C	
			SAG215	Crankshaft sensor	B3	OE 01M927321	
			SAG220	Crankshaft sensor	B3	OE 01M927321B	
		SAG221	Crankshaft sensor	B3	OE 095927321B		
		SAG238	Crankshaft sensor	B3	OE 038907319A		
		05/99 → 01/06	MWSS000	ABS sensor	D1	OE 1H0927808; Position: right front	
			MWSS001	ABS sensor	D1	OE 1H0927807; Position: left front	
			MWSS002	ABS sensor	D1	OE 1J0927807B; Position: rear axle left and right	
	SPA109		Coolant temperature sensor	E3	OE 059919501A		
	SPA159		Coolant temperature sensor	E3	OE 059919501		
SPA165	Coolant temperature sensor		E3	OE 078919501B			



kW



PARTS & SERVICES

DESCRIPTION

TYPE


SKODA
OCTAVIA I Combi (1U5)

1.9 TDI	96	09/02 → 09/04	ATS23	Air temperature sensor	A1		
			SAC115	Camshaft sensor	B2	OE 038957147A	
			SAG015	Camshaft sensor	B2	OE 038907319D	
			SAG183	Crankshaft sensor	B3	OE 1H0919149A	
			SAG184	Crankshaft sensor	B3	OE 1H0919149C	
			MWSS000	ABS sensor	D1	OE 1H0927808; Position: right front	
			MWSS001	ABS sensor	D1	OE 1H0927807; Position: left front	
			MWSS002	ABS sensor	D1	OE 1J0927807B; Position: rear axle left and right	
			SPA109	Coolant temperature sensor	E3	OE 059919501A	
	SPA159	Coolant temperature sensor	E3	OE 059919501			
	74	08/00 → 12/10	APS39	Intake pressure sensor	A3	OE 038906051	
			APS40	Intake pressure sensor	A3	OE 038906051B	
			SAC115	Camshaft sensor	B2	OE 038957147A	
			SAG015	Camshaft sensor	B2	OE 038907319D	
			SAG183	Crankshaft sensor	B3	OE 1H0919149A	
			SAG184	Crankshaft sensor	B3	OE 1H0919149C	
			MWSS000	ABS sensor	D1	OE 1H0927808; Position: right front	
			MWSS001	ABS sensor	D1	OE 1H0927807; Position: left front	
			MWSS002	ABS sensor	D1	OE 1J0927807B; Position: rear axle left and right	
SPA109			Coolant temperature sensor	E3	OE 059919501A		
SPA111	Coolant temperature sensor	E3	OE 06A919501				
2.0	85	04/99 → 05/07	ATS23	Air temperature sensor	A1		
			SAD028	Knock sensor	B1	OE 030905377A	
			SAD031	Knock sensor	B1	OE 030905377C	
			SAC015	Camshaft sensor	B2	OE 06A905161B; OE Quality	
	04/99 → 10/06	85	04/99 → 05/07	SAC015-1	Camshaft sensor	B2	OE 06A905161B; Aftermarket Quality
				SAG018	Crankshaft sensor	B3	OE 06A906433C
				SAG096	Crankshaft sensor	B3	OE 078906433B
				SAG183	Crankshaft sensor	B3	OE 1H0919149A
				SAG184	Crankshaft sensor	B3	OE 1H0919149C
				SAG215	Crankshaft sensor	B3	OE 01M927321
				SAG220	Crankshaft sensor	B3	OE 01M927321B
				SAG221	Crankshaft sensor	B3	OE 095927321B
				MWSS000	ABS sensor	D1	OE 1H0927808; Position: right front
				MWSS001	ABS sensor	D1	OE 1H0927807; Position: left front
				MWSS002	ABS sensor	D1	OE 1J0927807B; Position: rear axle left and right
				SPA109	Coolant temperature sensor	E3	OE 059919501A
SPA159	Coolant temperature sensor	E3	OE 059919501				

OCTAVIA II (1Z3)

1.4 TSI	90	11/08 → 06/13	APS40	Intake pressure sensor	A3	OE 038906051B
			SAD031	Knock sensor	B1	OE 030905377C
			SAC011	Camshaft sensor	B2	OE 030907601
			SAC110	Camshaft sensor	B2	OE 06H906433
			SAG155	Crankshaft sensor	B3	OE 032906433A
			MWSS020	ABS sensor	D1	OE 1K0927807; Position: left rear
			MWSS021	ABS sensor	D1	OE 1K0927808; Position: right rear
			MWSS027	ABS sensor	D1	OE 7H0927803; Position: left front
			MWSS028	ABS sensor	D1	OE 7H0927804; Position: right front
			SPA111	Coolant temperature sensor	E3	OE 06A919501
			SAA105	Oil pressure switches	F1	OE 036919081C
			APS131	Fuel pressure sensor	F2	OE 03C906051H

	KW			DESCRIPTION	TYPE			
SKODA								
OCTAVIA II (1Z3)								
1.6	75	06/04 → 06/13	ATS23	Air temperature sensor	A1			
			APS86	Intake pressure sensor	A3	OE 06B906051		
			SAD031	Knock sensor	B1	OE 030905377C		
			SAC075	Camshaft sensor	B2	OE 06B905163A		
			MWSS020	ABS sensor	D1	OE 1K0927807; Position: left rear		
			MWSS021	ABS sensor	D1	OE 1K0927808; Position: right rear		
			MWSS027	ABS sensor	D1	OE 7H0927803; Position: left front		
			MWSS028	ABS sensor	D1	OE 7H0927804; Position: right front		
			SPA111	Coolant temperature sensor	E3	OE 06A919501		
1.6 FSI	85	02/04 → 10/08	ATS13	Air temperature sensor	A1	OE 06B905379D; Assembly depth [mm]: 44 - Number of poles: 2		
			ATS23	Air temperature sensor	A1	OE 1J0919379A		
		05/04 → 10/08	APS91	Intake pressure sensor	A3	OE 0279980411		
			SAD031	Knock sensor	B1	OE 030905377C		
		02/04 → 10/08	SAC011	Camshaft sensor	B2	OE 030907601		
			SAG166	Crankshaft sensor	B3	OE 036906433		
		06/04 → 10/08	MWSS020	ABS sensor	D1	OE 1K0927807; Position: left rear		
			MWSS021	ABS sensor	D1	OE 1K0927808; Position: right rear		
			MWSS027	ABS sensor	D1	OE 7H0927803; Position: left front		
			MWSS028	ABS sensor	D1	OE 7H0927804; Position: right front		
		02/04 → 10/08	SPA111	Coolant temperature sensor	E3	OE 06A919501		
			SAA105	Oil pressure switches	F1	OE 036919081C		
		1.6 LPG	75	08/09 → 11/12	APS86	Intake pressure sensor	A3	OE 06B906051
					SAD031	Knock sensor	B1	OE 030905377C
SAC075	Camshaft sensor				B2	OE 06B905163A		
MWSS020	ABS sensor				D1	OE 1K0927807; Position: left rear		
MWSS021	ABS sensor				D1	OE 1K0927808; Position: right rear		
MWSS027	ABS sensor				D1	OE 7H0927803; Position: left front		
MWSS028	ABS sensor				D1	OE 7H0927804; Position: right front		
SPA111	Coolant temperature sensor				E3	OE 06A919501		
SAG155	Crankshaft sensor				B3	OE 032906433A		
1.6 TDI	77	06/09 → 04/13	STS0011	Exhaust gas temperature sensor	C1	Position: before soot particulate filter; Cable length: 710		
			STS0013	Exhaust gas temperature sensor	C1	Position: after soot particulate filter; Cable length: 825		
			SPS005	Exhaust gas pressure sensor	C2	OE 076906051B		
			MWSS020	ABS sensor	D1	OE 1K0927807; Position: left rear		
			MWSS021	ABS sensor	D1	OE 1K0927808; Position: right rear		
			MWSS027	ABS sensor	D1	OE 7H0927803; Position: left front		
			MWSS028	ABS sensor	D1	OE 7H0927804; Position: right front		
			SPA111	Coolant temperature sensor	E3	OE 06A919501		
			SAA105	Oil pressure switches	F1	OE 036919081C		
			1.9 TDI	77	06/04 → 12/10	ATS23	Air temperature sensor	A1
APS40	Intake pressure sensor	A3				OE 038906051B		
SAC073	Camshaft sensor	B2				OE 06C905163B		
SAC118	Camshaft sensor	B2				OE 03G906433		
SAG166	Crankshaft sensor	B3				OE 036906433		
SAG287	Crankshaft sensor	B3				OE 036906433B		
STS0017	Exhaust gas temperature sensor	C1				Position: before turbocharger; Cable length: 720		
STS0019	Exhaust gas temperature sensor	C1				Position: before soot particulate filter; Cable length: 510		
STS0021	Exhaust gas temperature sensor	C1				Position: after soot particulate filter; Cable length: 825		
MWSS020	ABS sensor	D1				OE 1K0927807; Position: left rear		

	KW			DESCRIPTION	TYPE			
SKODA								
OCTAVIA II (1Z3)								
1.9 TDI	77	06/04 → 12/10	MWSS021	ABS sensor	D1	OE 1K0927808; Position: right rear		
			MWSS027	ABS sensor	D1	OE 7H0927803; Position: left front		
			MWSS028	ABS sensor	D1	OE 7H0927804; Position: right front		
			SPA111	Coolant temperature sensor	E3	OE 06A919501		
2.0 TDI 16V	103	02/04 → 04/13	ATS23	Air temperature sensor	A1			
			SAC073	Camshaft sensor	B2	OE 06C905163B		
			SAC085	Camshaft sensor	B2	OE 03G957147A		
			SAG155	Crankshaft sensor	B3	OE 032906433A		
			SAG166	Crankshaft sensor	B3	OE 036906433		
			STS0017	Exhaust gas temperature sensor	C1	Position: before turbocharger; Cable length: 720		
			STS0019	Exhaust gas temperature sensor	C1	Position: before soot particulate filter; Cable length: 510		
			STS0021	Exhaust gas temperature sensor	C1	Position: after soot particulate filter; Cable length: 825		
		06/04 → 04/13	SPS004	Exhaust gas pressure sensor	C2	OE 059906051C		
			MWSS020	ABS sensor	D1	OE 1K0927807; Position: left rear		
			MWSS021	ABS sensor	D1	OE 1K0927808; Position: right rear		
			MWSS027	ABS sensor	D1	OE 7H0927803; Position: left front		
		02/04 → 04/13	MWSS028	ABS sensor	D1	OE 7H0927804; Position: right front		
			SPA111	Coolant temperature sensor	E3	OE 06A919501		
			SAA105	Oil pressure switches	F1	OE 036919081C		
			APS86	Intake pressure sensor	A3	OE 06B906051		
2.0 TDI RS	125	04/06 → 02/13	SAC085	Camshaft sensor	B2	OE 03G957147A		
			SAC118	Camshaft sensor	B2	OE 03G906433		
			SAG155	Crankshaft sensor	B3	OE 032906433A		
			STS0011	Exhaust gas temperature sensor	C1	Position: before soot particulate filter; Cable length: 710		
			STS0013	Exhaust gas temperature sensor	C1	Position: after soot particulate filter; Cable length: 825		
			STS0017	Exhaust gas temperature sensor	C1	Position: before turbocharger; Cable length: 720		
			STS0019	Exhaust gas temperature sensor	C1	Position: before soot particulate filter; Cable length: 510		
			STS0021	Exhaust gas temperature sensor	C1	Position: after soot particulate filter; Cable length: 825		
		04/06 → 06/06	SPS002	Exhaust gas pressure sensor	C2	OE 059906051A		
		07/06 → 02/13	SPS003	Exhaust gas pressure sensor	C2	OE 076906051A		
		04/06 → 02/13	SPS005	Exhaust gas pressure sensor	C2	OE 076906051B		
			MWSS020	ABS sensor	D1	OE 1K0927807; Position: left rear		
			MWSS021	ABS sensor	D1	OE 1K0927808; Position: right rear		
			MWSS027	ABS sensor	D1	OE 7H0927803; Position: left front		
			MWSS028	ABS sensor	D1	OE 7H0927804; Position: right front		
			SPA111	Coolant temperature sensor	E3	OE 06A919501		
		OCTAVIA II Combi (1Z5)						
		1.2 TSI	77	02/10 → 04/13	APS40	Intake pressure sensor	A3	OE 038906051B
SAC011	Camshaft sensor				B2	OE 030907601		
SAG155	Crankshaft sensor				B3	OE 032906433A		
MWSS020	ABS sensor				D1	OE 1K0927807; Position: left rear		
MWSS021	ABS sensor				D1	OE 1K0927808; Position: right rear		
MWSS027	ABS sensor				D1	OE 7H0927803; Position: left front		
MWSS028	ABS sensor				D1	OE 7H0927804; Position: right front		
SPA111	Coolant temperature sensor				E3	OE 06A919501		
SPA192	Coolant temperature sensor				E3	OE 03F919501A		
APS131	Fuel pressure sensor				F2	OE 03C906051H		

	KW			DESCRIPTION	TYPE	
SKODA						
OCTAVIA II Combi (1Z5)						
1.4 TSI	90	11/08 → 06/13	APS40	Intake pressure sensor	A3	OE 038906051B
			SAD031	Knock sensor	B1	OE 030905377C
			SAC011	Camshaft sensor	B2	OE 030907601
			SAC110	Camshaft sensor	B2	OE 06H906433
			SAG155	Crankshaft sensor	B3	OE 032906433A
			MWSS020	ABS sensor	D1	OE 1K0927807; Position: left rear
			MWSS021	ABS sensor	D1	OE 1K0927808; Position: right rear
			MWSS027	ABS sensor	D1	OE 7H0927803; Position: left front
			MWSS028	ABS sensor	D1	OE 7H0927804; Position: right front
			SPA111	Coolant temperature sensor	E3	OE 06A919501
			SAA105	Oil pressure switches	F1	OE 036919081C
APS131	Fuel pressure sensor	F2	OE 03C906051H			
1.6	75	09/04 → 06/13	ATS23	Air temperature sensor	A1	
			APS86	Intake pressure sensor	A3	OE 06B906051
			APS91	Intake pressure sensor	A3	OE 0279980411
			SAD031	Knock sensor	B1	OE 030905377C
			SAC075	Camshaft sensor	B2	OE 06B905163A
			MWSS020	ABS sensor	D1	OE 1K0927807; Position: left rear
			MWSS021	ABS sensor	D1	OE 1K0927808; Position: right rear
			MWSS027	ABS sensor	D1	OE 7H0927803; Position: left front
			MWSS028	ABS sensor	D1	OE 7H0927804; Position: right front
			SPA111	Coolant temperature sensor	E3	OE 06A919501
1.6 FSI	85	02/04 → 10/08	ATS13	Air temperature sensor	A1	OE 06B905379
		05/04 → 10/08	APS91	Intake pressure sensor	A3	OE 0279980411
		02/04 → 10/08	SAD031	Knock sensor	B1	OE 030905377C
			SAC011	Camshaft sensor	B2	OE 030907601
			SAG166	Crankshaft sensor	B3	OE 036906433
		06/04 → 10/08	MWSS020	ABS sensor	D1	OE 1K0927807; Position: left rear
			MWSS021	ABS sensor	D1	OE 1K0927808; Position: right rear
			MWSS027	ABS sensor	D1	OE 7H0927803; Position: left front
			MWSS028	ABS sensor	D1	OE 7H0927804; Position: right front
		02/04 → 10/08	SPA111	Coolant temperature sensor	E3	OE 06A919501
		SAA105	Oil pressure switches	F1	OE 036919081C	
1.6 LPG	75	08/09 → 11/12	APS86	Intake pressure sensor	A3	OE 06B906051
			SAD031	Knock sensor	B1	OE 030905377C
			SAC075	Camshaft sensor	B2	OE 06B905163A
			MWSS020	ABS sensor	D1	OE 1K0927807; Position: left rear
			MWSS021	ABS sensor	D1	OE 1K0927808; Position: right rear
			MWSS027	ABS sensor	D1	OE 7H0927803; Position: left front
			MWSS028	ABS sensor	D1	OE 7H0927804; Position: right front
			SPA111	Coolant temperature sensor	E3	OE 06A919501
1.6 TDI	77	06/09 → 04/13	SAG155	Crankshaft sensor	B3	OE 032906433A
			STS0011	Exhaust gas temperature sensor	C1	Position: before soot particulate filter; Cable length: 710
			STS0013	Exhaust gas temperature sensor	C1	Position: after soot particulate filter; Cable length: 825
			SPS005	Exhaust gas pressure sensor	C2	OE 076906051B
			MWSS020	ABS sensor	D1	OE 1K0927807; Position: left rear
			MWSS021	ABS sensor	D1	OE 1K0927808; Position: right rear
			MWSS027	ABS sensor	D1	OE 7H0927803; Position: left front
			MWSS028	ABS sensor	D1	OE 7H0927804; Position: right front
			SPA111	Coolant temperature sensor	E3	OE 06A919501
			SAA105	Oil pressure switches	F1	OE 036919081C
1.8 TSI	118	06/07 → 04/13	ATS13	Air temperature sensor	A1	OE 06B905379
			SAC073	Camshaft sensor	B2	OE 06C905163B

	kW			DESCRIPTION	TYPE	
SKODA						
OCTAVIA II Combi (1Z5)						
1.8 TSI	118	06/07 → 04/13	MWSS020 ABS sensor MWSS021 ABS sensor MWSS027 ABS sensor MWSS028 ABS sensor SPA111 Coolant temperature sensor APS131 Fuel pressure sensor	D1 D1 D1 D1 E3 F2	OE 1K0927807; Position: left rear OE 1K0927808; Position: right rear OE 7H0927803; Position: left front OE 7H0927804; Position: right front OE 06A919501 OE 03C906051H	
1.9 TDI	77	09/04 → 12/10	ATS23 Air temperature sensor APS40 Intake pressure sensor SAC073 Camshaft sensor SAC118 Camshaft sensor SAG166 Crankshaft sensor SAG287 Crankshaft sensor STS0017 Exhaust gas temperature sensor STS0019 Exhaust gas temperature sensor STS0021 Exhaust gas temperature sensor MWSS020 ABS sensor MWSS021 ABS sensor MWSS027 ABS sensor MWSS028 ABS sensor SPA111 Coolant temperature sensor	A1 A3 B2 B2 B3 B3 C1 C1 C1 D1 D1 D1 D1 E3	OE 038906051B OE 06C905163B OE 03G906433 OE 036906433 OE 036906433B Position: before turbocharger; Cable length: 720 Position: before soot particulate filter; Cable length: 510 Position: after soot particulate filter; Cable length: 825 OE 1K0927807; Position: left rear OE 1K0927808; Position: right rear OE 7H0927803; Position: left front OE 7H0927804; Position: right front OE 06A919501	
2.0 RS	147	10/05 → 02/13	ATS13 Air temperature sensor SAC073 Camshaft sensor SAC110 Camshaft sensor SAC114 Camshaft sensor MWSS020 ABS sensor MWSS021 ABS sensor MWSS027 ABS sensor MWSS028 ABS sensor SPA111 Coolant temperature sensor APS131 Fuel pressure sensor	A1 B2 B2 B2 D1 D1 D1 D1 E3 F2	OE 06B905379 OE 06C905163B OE 06H906433 OE 07L905163 OE 1K0927807; Position: left rear OE 1K0927808; Position: right rear OE 7H0927803; Position: left front OE 7H0927804; Position: right front OE 06A919501 OE 03C906051H	
2.0 TDI	103	11/05 → 05/10	APS83 Intake pressure sensor SAC118 Camshaft sensor SAG166 Crankshaft sensor STS0017 Exhaust gas temperature sensor STS0019 Exhaust gas temperature sensor STS0021 Exhaust gas temperature sensor	A3 B2 B3 C1 C1 C1	OE 038906051C OE 03G906433 OE 036906433 Position: before turbocharger; Cable length: 720 Position: before soot particulate filter; Cable length: 510 Position: after soot particulate filter; Cable length: 825	
		11/05 → 06/06	SPS002 Exhaust gas pressure sensor	C2	OE 059906051A	
		07/06 → 05/10	SPS003 Exhaust gas pressure sensor	C2	OE 076906051A	
		11/05 → 05/10	MWSS020 ABS sensor MWSS021 ABS sensor MWSS027 ABS sensor MWSS028 ABS sensor SPA111 Coolant temperature sensor	D1 D1 D1 D1 E3	OE 1K0927807; Position: left rear OE 1K0927808; Position: right rear OE 7H0927803; Position: left front OE 7H0927804; Position: right front OE 06A919501	
2.0 TDI 16V	1033	02/04 → 05/13	ATS23 Air temperature sensor SAC073 Camshaft sensor SAC085 Camshaft sensor SAG155 Crankshaft sensor SAG166 Crankshaft sensor SPS004 Exhaust gas pressure sensor	A1 B2 B2 B3 B3 C2	OE 06C905163B OE 03G957147A OE 032906433A OE 036906433 OE 059906051C	

	KW			DESCRIPTION	TYPE				
SKODA									
OCTAVIA II Combi (1Z5)									
2.0 TDI 16V	1033	06/04 → 05/13	MWSS020	ABS sensor	D1	OE 1K0927807; Position: left rear			
			MWSS021	ABS sensor	D1	OE 1K0927808; Position: right rear			
			MWSS027	ABS sensor	D1	OE 7H0927803; Position: left front			
			MWSS028	ABS sensor	D1	OE 7H0927804; Position: right front			
		02/04 → 05/13	SPA111	Coolant temperature sensor	E3	OE 06A919501			
			SAA105	Oil pressure switches	F1	OE 036919081C			
2.0 TDI 16V 4x4	103	05/10 → 02/13	SAG155	Crankshaft sensor	B3	OE 032906433A			
			SPS004	Exhaust gas pressure sensor	C2	OE 059906051C			
			MWSS020	ABS sensor	D1	OE 1K0927807; Position: left rear			
			MWSS021	ABS sensor	D1	OE 1K0927808; Position: right rear			
			MWSS027	ABS sensor	D1	OE 7H0927803; Position: left front			
			MWSS028	ABS sensor	D1	OE 7H0927804; Position: right front			
			SPA111	Coolant temperature sensor	E3	OE 06A919501			
			SAA105	Oil pressure switches	F1	OE 036919081C			
			2.0 TDI RS	125	04/06 → 02/13	APS86	Intake pressure sensor	A3	OE 06B906051
						SAC085	Camshaft sensor	B2	OE 03G957147A
SAC118	Camshaft sensor	B2				OE 03G906433			
SAG155	Crankshaft sensor	B3				OE 032906433A			
STS0011	Exhaust gas temperature sensor	C1				Position: before soot particulate filter; Cable length: 710			
STS0013	Exhaust gas temperature sensor	C1				Position: after soot particulate filter; Cable length: 825			
STS0017	Exhaust gas temperature sensor	C1				Position: before turbocharger; Cable length: 720			
STS0019	Exhaust gas temperature sensor	C1				Position: before soot particulate filter; Cable length: 510			
04/06 → 06/06	SPS002	Exhaust gas pressure sensor			C2	OE 059906051A			
	07/06 → 02/13	SPS003			Exhaust gas pressure sensor	C2	OE 076906051A		
04/06 → 02/13	SPS005	Exhaust gas pressure sensor			C2	OE 076906051B			
	MWSS020	ABS sensor			D1	OE 1K0927807; Position: left rear			
	MWSS021	ABS sensor			D1	OE 1K0927808; Position: right rear			
	MWSS027	ABS sensor			D1	OE 7H0927803; Position: left front			
	MWSS028	ABS sensor	D1	OE 7H0927804; Position: right front					
	SPA111	Coolant temperature sensor	E3	OE 06A919501					
OCTAVIA III (5E3, NL3, NR3)									
1.4 TSI	103	11/12 →	ATS16	Air temperature sensor	A1	OE 03G906051E; With integrated air pressure sensor			
			SAD031	Knock sensor	B1	OE 030905377C			
			SAC120	Camshaft sensor	B2	OE 04C907601			
			SAG289	Crankshaft sensor	B3	OE 04C906433			
			MWSS019	ABS sensor	D1	OE 6Q0927804A; Position: right front			
			MWSS023	ABS sensor	D1	OE 6Q0927803A; Position: left front			
			MWSS077	ABS sensor	D1	OE 2K0927807; Position: rear axle left and right			
			MWSS141	ABS sensor	D1	OE WHT003864B; Position: rear axle left and right			
			SPA192	Coolant temperature sensor	E3	OE 03F919501A			
	110	08/14 →	SAC120	Camshaft sensor	B2	OE 04C907601			
			SAG289	Crankshaft sensor	B3	OE 04C906433			
			MWSS019	ABS sensor	D1	OE 6Q0927804A; Position: right front			
		05/15 →	MWSS023	ABS sensor	D1	OE 6Q0927803A; Position: left front			
			MWSS077	ABS sensor	D1	OE 2K0927807; Position: rear axle left and right			
				ABS sensor	D1	OE 2K0927807; Position: rear axle left and right			

	kW			DESCRIPTION	TYPE	
SKODA						
OCTAVIA III (5E3, NL3, NR3)						
1.4 TSI	110	05/15 →	MWSS141	ABS sensor	D1	OE WHT003864B; Position: rear axle left and right
1.6 TDI	77	11/12 →	SAC129	Camshaft sensor	B2	OE 04L907601
			SAG286	Crankshaft sensor	B3	OE 04L906433
			STS0189	Exhaust gas temperature sensor	C1	Position: after soot particulate filter; Cable length: 735
		STS0229	Exhaust gas temperature sensor	C1	Position: before soot particulate filter; Cable length: 935	
		02/13 →	MWSS019	ABS sensor	D1	OE 6Q0927804A; Position: right front
			MWSS023	ABS sensor	D1	OE 6Q0927803A; Position: left front
MWSS077	ABS sensor		D1	OE 2K0927807; Position: rear axle left and right		
MWSS141	ABS sensor		D1	OE WHT003864B; Position: rear axle left and right		
2.0 TDI	110	11/12 →	SAC129	Camshaft sensor	B2	OE 04L907601
			SAG286	Crankshaft sensor	B3	OE 04L906433
			STS0241	Exhaust gas temperature sensor	C1	Position: before turbocharger; Cable length: 610
		02/13 →	MWSS019	ABS sensor	D1	OE 6Q0927804A; Position: right front
			MWSS023	ABS sensor	D1	OE 6Q0927803A; Position: left front
			MWSS077	ABS sensor	D1	OE 2K0927807; Position: rear axle left and right
MWSS141	ABS sensor	D1	OE WHT003864B; Position: rear axle left and right			
OCTAVIA III Combi (5E5)						
1.4 TSI	103	11/12 →	ATS16	Air temperature sensor	A1	OE 03G906051E; With integrated air pressure sensor
			SAD031	Knock sensor	B1	OE 030905377C
			SAC120	Camshaft sensor	B2	OE 04C907601
			SAG289	Crankshaft sensor	B3	OE 04C906433
			MWSS019	ABS sensor	D1	OE 6Q0927804A; Position: right front
			MWSS023	ABS sensor	D1	OE 6Q0927803A; Position: left front
			MWSS077	ABS sensor	D1	OE 2K0927807; Position: rear axle left and right
	110	08/14 →	MWSS141	ABS sensor	D1	OE WHT003864B; Position: rear axle left and right
			SPA192	Coolant temperature sensor	E3	OE 03F919501A
		05/15 →	SAC120	Camshaft sensor	B2	OE 04C907601
			SAG289	Crankshaft sensor	B3	OE 04C906433
			MWSS019	ABS sensor	D1	OE 6Q0927804A; Position: right front
			MWSS023	ABS sensor	D1	OE 6Q0927803A; Position: left front
			MWSS077	ABS sensor	D1	OE 2K0927807; Position: rear axle left and right
MWSS141	ABS sensor	D1	OE WHT003864B; Position: rear axle left and right			
1.4 TSI G-TEC	81	11/13 →	ATS16	Air temperature sensor	A1	OE 03G906051E; With integrated air pressure sensor
			SAD031	Knock sensor	B1	OE 030905377C
			SAC120	Camshaft sensor	B2	OE 04C907601
			MWSS019	ABS sensor	D1	OE 6Q0927804A; Position: right front
			MWSS023	ABS sensor	D1	OE 6Q0927803A; Position: left front
			MWSS077	ABS sensor	D1	OE 2K0927807; Position: rear axle left and right
			MWSS141	ABS sensor	D1	OE WHT003864B; Position: rear axle left and right

	KW			DESCRIPTION	TYPE	
SKODA						
OCTAVIA III Combi (5E5)						
1.4 TSI G-TEC	81	11/13 →	SPA192	Coolant temperature sensor	E3	OE 03F919501A
1.6 TDI	77	11/12 →	SAC129	Camshaft sensor	B2	OE 04L907601
			SAG286	Crankshaft sensor	B3	OE 04L906433
			STS0189	Exhaust gas temperature sensor	C1	Position: after soot particulate filter; Cable length: 735
		STS0229	Exhaust gas temperature sensor	C1	Position: before soot particulate filter; Cable length: 935	
		02/13 →	MWSS019	ABS sensor	D1	OE 6Q0927804A; Position: right front
			MWSS023	ABS sensor	D1	OE 6Q0927803A; Position: left front
			MWSS077	ABS sensor	D1	OE 2K0927807; Position: rear axle left and right
	MWSS141		ABS sensor	D1	OE WHT003864B; Position: rear axle left and right	
	81	05/13 →	SAG286	Crankshaft sensor	B3	OE 04L906433
			STS0189	Exhaust gas temperature sensor	C1	Position: after soot particulate filter; Cable length: 735
			STS0229	Exhaust gas temperature sensor	C1	Position: before soot particulate filter; Cable length: 935
			MWSS019	ABS sensor	D1	OE 6Q0927804A; Position: right front
			MWSS023	ABS sensor	D1	OE 6Q0927803A; Position: left front
			MWSS077	ABS sensor	D1	OE 2K0927807; Position: rear axle left and right
			MWSS141	ABS sensor	D1	OE WHT003864B; Position: rear axle left and right
	85	02/17 →	SAG286	Crankshaft sensor	B3	OE 04L906433
1.8 TSI	132	11/12 →	ATS16	Air temperature sensor	A1	OE 03G906051E; With integrated air pressure sensor
			SAC120	Camshaft sensor	B2	OE 04C907601
			SAG243	Crankshaft sensor	B3	OE 06H906433B
			MWSS019	ABS sensor	D1	OE 6Q0927804A; Position: right front
			MWSS023	ABS sensor	D1	OE 6Q0927803A; Position: left front
			MWSS077	ABS sensor	D1	OE 2K0927807; Position: rear axle left and right
			MWSS141	ABS sensor	D1	OE WHT003864B; Position: rear axle left and right
2.0 TDI	110	11/12 →	SAC129	Camshaft sensor	B2	OE 04L907601
			SAG286	Crankshaft sensor	B3	OE 04L906433
			STS0241	Exhaust gas temperature sensor	C1	Position: before turbocharger; Cable length: 610
	02/13 →	MWSS019	ABS sensor	D1	OE 6Q0927804A; Position: right front	
		MWSS023	ABS sensor	D1	OE 6Q0927803A; Position: left front	
		MWSS077	ABS sensor	D1	OE 2K0927807; Position: rear axle left and right	
		MWSS141	ABS sensor	D1	OE WHT003864B; Position: rear axle left and right	
2.0 TDI / TDI RS 4x4	135	09/14 →	SAC129	Camshaft sensor	B2	OE 04L907601
			SAG286	Crankshaft sensor	B3	OE 04L906433
			STS0241	Exhaust gas temperature sensor	C1	Position: before turbocharger; Cable length: 610
			MWSS019	ABS sensor	D1	OE 6Q0927804A; Position: right front
			MWSS023	ABS sensor	D1	OE 6Q0927803A; Position: left front
			MWSS027	ABS sensor	D1	OE 7H0927803; Position: left front
MWSS028	ABS sensor	D1	OE 7H0927804; Position: right front			

	kW			DESCRIPTION	TYPE	
SKODA						
OCTAVIA III Combi (5E5)						
2.0 TDI / TDI RS 4x4	135	09/14 →	MWSS077	ABS sensor	D1	OE 2K0927807; Position: rear axle left and right
			MWSS141	ABS sensor	D1	OE WHT003864B; Position: rear axle left and right
2.0 TDI 4x4	110	11/12 →	SAC129	Camshaft sensor	B2	OE 04L907601
			SAG286	Crankshaft sensor	B3	OE 04L906433
			STS0241	Exhaust gas temperature sensor	C1	Position: before turbocharger; Cable length: 610
			MWSS019	ABS sensor	D1	OE 6Q0927804A; Position: right front
			MWSS023	ABS sensor	D1	OE 6Q0927803A; Position: left front
			MWSS027	ABS sensor	D1	OE 7H0927803; Position: left front
			MWSS028	ABS sensor	D1	OE 7H0927804; Position: right front
			MWSS077	ABS sensor	D1	OE 2K0927807; Position: rear axle left and right
2.0 TDI RS	135	05/13 →	SAC129	Camshaft sensor	B2	OE 04L907601
			SAG286	Crankshaft sensor	B3	OE 04L906433
			STS0241	Exhaust gas temperature sensor	C1	Position: before turbocharger; Cable length: 610
			MWSS019	ABS sensor	D1	OE 6Q0927804A; Position: right front
			MWSS023	ABS sensor	D1	OE 6Q0927803A; Position: left front
			MWSS077	ABS sensor	D1	OE 2K0927807; Position: rear axle left and right
			MWSS141	ABS sensor	D1	OE WHT003864B; Position: rear axle left and right
	162	11/12 →	ATS16	Air temperature sensor	A1	OE 03G906051E; With integrated air pressure sensor
			SAC120	Camshaft sensor	B2	OE 04C907601
			SAG243	Crankshaft sensor	B3	OE 06H906433B
		05/13 →	MWSS019	ABS sensor	D1	OE 6Q0927804A; Position: right front
			MWSS023	ABS sensor	D1	OE 6Q0927803A; Position: left front
			MWSS077	ABS sensor	D1	OE 2K0927807; Position: rear axle left and right
			MWSS141	ABS sensor	D1	OE WHT003864B; Position: rear axle left and right
			SPA196	Coolant temperature sensor	E3	OE 06K919523
RAPID (NH3)						
1.2 TSI	63	07/12 →	APS40	Intake pressure sensor	A3	OE 038906051B
			SAD031	Knock sensor	B1	OE 030905377C
			SAC011	Camshaft sensor	B2	OE 030907601
		10/12 →	MWSS019	ABS sensor	D1	OE 6Q0927804A; Position: right front
			MWSS023	ABS sensor	D1	OE 6Q0927803A; Position: left front
			MWSS025	ABS sensor	D1	OE 6Q0927807A; Position: left rear
			MWSS026	ABS sensor	D1	OE 6Q0927808A; Position: right rear
	07/12 →	SPA192	Coolant temperature sensor	E3	OE 03F919501A	
		APS131	Fuel pressure sensor	F2	OE 03C906051H	
	77	07/12 →	APS40	Intake pressure sensor	A3	OE 038906051B
			SAD031	Knock sensor	B1	OE 030905377C
			SAC011	Camshaft sensor	B2	OE 030907601
		10/12 →	MWSS019	ABS sensor	D1	OE 6Q0927804A; Position: right front
			MWSS023	ABS sensor	D1	OE 6Q0927803A; Position: left front
MWSS025			ABS sensor	D1	OE 6Q0927807A; Position: left rear	
MWSS026			ABS sensor	D1	OE 6Q0927808A; Position: right rear	

	KW			DESCRIPTION	TYPE		
SKODA							
RAPID (NH3)							
1.2 TSI	77	07/12 →	SPA192	Coolant temperature sensor	E3	OE 03F919501A	
			APS131	Fuel pressure sensor	F2	OE 03C906051H	
1.6 TDI	77	07/12 →	ATS16	Air temperature sensor	A1	OE 03G906051E; With integrated air pressure sensor	
			STS0025	Exhaust gas temperature sensor	C1	Position: before soot particulate filter; Cable length: 460	
			STS0039	Exhaust gas temperature sensor	C1	Position: after soot particulate filter; Cable length: 516	
			STS0053	Exhaust gas temperature sensor	C1	Position: after soot particulate filter; Cable length: 820	
	10/12 →	MWSS019	ABS sensor	D1	OE 6Q0927804A; Position: right front		
		MWSS023	ABS sensor	D1	OE 6Q0927803A; Position: left front		
		MWSS025	ABS sensor	D1	OE 6Q0927807A; Position: left rear		
		MWSS026	ABS sensor	D1	OE 6Q0927808A; Position: right rear		
	07/12 →	SPA111	Coolant temperature sensor	E3	OE 06A919501		
RAPID Spaceback (NH1)							
1.2 TSI	63	07/12 →	APS40	Intake pressure sensor	A3	OE 038906051B	
			SAD031	Knock sensor	B1	OE 030905377C	
			SAC011	Camshaft sensor	B2	OE 030907601	
		10/12 →	MWSS019	ABS sensor	D1	OE 6Q0927804A; Position: right front	
			MWSS023	ABS sensor	D1	OE 6Q0927803A; Position: left front	
			MWSS025	ABS sensor	D1	OE 6Q0927807A; Position: left rear	
			MWSS026	ABS sensor	D1	OE 6Q0927808A; Position: right rear	
		07/12 →	SPA192	Coolant temperature sensor	E3	OE 03F919501A	
			APS131	Fuel pressure sensor	F2	OE 03C906051H	
		77	07/12 →	APS40	Intake pressure sensor	A3	OE 038906051B
				SAD031	Knock sensor	B1	OE 030905377C
				SAC011	Camshaft sensor	B2	OE 030907601
	10/12 →		MWSS019	ABS sensor	D1	OE 6Q0927804A; Position: right front	
			MWSS023	ABS sensor	D1	OE 6Q0927803A; Position: left front	
			MWSS025	ABS sensor	D1	OE 6Q0927807A; Position: left rear	
			MWSS026	ABS sensor	D1	OE 6Q0927808A; Position: right rear	
	07/12 →		SPA192	Coolant temperature sensor	E3	OE 03F919501A	
		APS131	Fuel pressure sensor	F2	OE 03C906051H		
	66	05/15 →	ATS16	Air temperature sensor	A1	OE 03G906051E; With integrated air pressure sensor	
			SAC120	Camshaft sensor	B2	OE 04C907601	
			SAG289	Crankshaft sensor	B3	OE 04C906433	
			MWSS019	ABS sensor	D1	OE 6Q0927804A; Position: right front	
			MWSS023	ABS sensor	D1	OE 6Q0927803A; Position: left front	
			MWSS025	ABS sensor	D1	OE 6Q0927807A; Position: left rear	
05/15 →		MWSS026	ABS sensor	D1	OE 6Q0927808A; Position: right rear		
		ATS16	Air temperature sensor	A1	OE 03G906051E; With integrated air pressure sensor		
		SAC120	Camshaft sensor	B2	OE 04C907601		
		SAG289	Crankshaft sensor	B3	OE 04C906433		
		MWSS019	ABS sensor	D1	OE 6Q0927804A; Position: right front		
		MWSS023	ABS sensor	D1	OE 6Q0927803A; Position: left front		
MWSS025	ABS sensor	D1	OE 6Q0927807A; Position: left rear				
MWSS026	ABS sensor	D1	OE 6Q0927808A; Position: right rear				
ROOMSTER (5J)							
1.2	51	01/07 → 05/15	APS86	Intake pressure sensor	A3	OE 06B906051	
		09/10 → 05/15	APS91	Intake pressure sensor	A3	OE 0279980411	
		01/07 → 05/15	SAD031	Knock sensor	B1	OE 030905377C	
			SAC011	Camshaft sensor	B2	OE 030907601	



kW



PARTS & SERVICES

DESCRIPTION

TYPE


SKODA
ROOMSTER (5J)

1.2	51	01/07 → 05/15	SAG226	Crankshaft sensor	B3	OE 03D906433
		01/07 → 03/09	MWSS019	ABS sensor	D1	OE 6Q0927804A; Position: right front
			MWSS023	ABS sensor	D1	OE 6Q0927803A; Position: left front
		12/12 → 05/15	MWSS025	ABS sensor	D1	OE 6Q0927807A; Position: left rear
			MWSS026	ABS sensor	D1	OE 6Q0927808A; Position: right rear
		01/07 → 05/15	SPA111	Coolant temperature sensor	E3	OE 06A919501
1.2 TSI	77	03/10 → 05/15	SAA105	Oil pressure switches	F1	OE 036919081C
			APS40	Intake pressure sensor	A3	OE 038906051B
			SAD031	Knock sensor	B1	OE 030905377C
			SAC011	Camshaft sensor	B2	OE 030907601
			SAG155	Crankshaft sensor	B3	OE 032906433A
			MWSS019	ABS sensor	D1	OE 6Q0927804A; Position: right front
		MWSS023	ABS sensor	D1	OE 6Q0927803A; Position: left front	
		12/12 → 05/15	MWSS025	ABS sensor	D1	OE 6Q0927807A; Position: left rear
	MWSS026		ABS sensor	D1	OE 6Q0927808A; Position: right rear	
	03/10 → 05/15	SPA192	Coolant temperature sensor	E3	OE 03F919501A	
		APS131	Fuel pressure sensor	F2	OE 03C906051H	
	63	03/10 → 05/15	APS40	Intake pressure sensor	A3	OE 038906051B
			SAD031	Knock sensor	B1	OE 030905377C
			SAC011	Camshaft sensor	B2	OE 030907601
SAG155			Crankshaft sensor	B3	OE 032906433A	
MWSS019			ABS sensor	D1	OE 6Q0927804A; Position: right front	
MWSS023			ABS sensor	D1	OE 6Q0927803A; Position: left front	
12/12 → 05/15		MWSS025	ABS sensor	D1	OE 6Q0927807A; Position: left rear	
		MWSS026	ABS sensor	D1	OE 6Q0927808A; Position: right rear	
03/10 → 05/15	SPA192	Coolant temperature sensor	E3	OE 03F919501A		
	APS131	Fuel pressure sensor	F2	OE 03C906051H		
1.4	63	09/06 → 05/15	APS91	Intake pressure sensor	A3	OE 0279980411
			SAD031	Knock sensor	B1	OE 030905377C
			SAC011	Camshaft sensor	B2	OE 030907601
			SAC014	Camshaft sensor	B2	OE 036907601A
			SAG155	Crankshaft sensor	B3	OE 032906433A
			SAG166	Crankshaft sensor	B3	OE 036906433
			MWSS019	ABS sensor	D1	OE 6Q0927804A; Position: right front
			MWSS023	ABS sensor	D1	OE 6Q0927803A; Position: left front
	12/12 → 05/15	MWSS025	ABS sensor	D1	OE 6Q0927807A; Position: left rear	
		MWSS026	ABS sensor	D1	OE 6Q0927808A; Position: right rear	
09/06 → 05/15	SPA111	Coolant temperature sensor	E3	OE 06A919501		
	SAA105	Oil pressure switches	F1	OE 036919081C		
1.4 TDI	59	09/06 → 03/10	APS40	Intake pressure sensor	A3	OE 038906051B
			APS91	Intake pressure sensor	A3	OE 0279980411
			SAC115	Camshaft sensor	B2	OE 038957147A
			SAC118	Camshaft sensor	B2	OE 03G906433
			SAG134	Crankshaft sensor	B3	OE 045907319A
			SAG166	Crankshaft sensor	B3	OE 036906433
			STS0101	Exhaust gas temperature sensor	C1	Position: before turbocharger; Cable length: 720
			STS0113	Exhaust gas temperature sensor	C1	Position: before soot particulate filter; Cable length: 470
			STS0191	Exhaust gas temperature sensor	C1	Position: after soot particulate filter; Cable length: 815
			STS0217	Exhaust gas temperature sensor	C1	Position: after soot particulate filter; Cable length: 760
			SPS003	Exhaust gas pressure sensor	C2	OE 076906051A
			SPS005	Exhaust gas pressure sensor	C2	OE 076906051B

	KW			DESCRIPTION	TYPE			
SKODA								
ROOMSTER (5J)								
1.4 TDI	59	09/06 → 03/10	MWSS019	ABS sensor	D1	OE 6Q0927804A; Position: right front		
			MWSS023	ABS sensor	D1	OE 6Q0927803A; Position: left front		
			SPA111	Coolant temperature sensor	E3	OE 06A919501		
1.6	77	09/06 → 05/15	APS91	Intake pressure sensor	A3	OE 0279980411		
			SAD031	Knock sensor	B1	OE 030905377C		
			SAC011	Camshaft sensor	B2	OE 030907601		
			SAG132	Crankshaft sensor	B3	OE 030957147S		
			SAG155	Crankshaft sensor	B3	OE 032906433A		
			SAG166	Crankshaft sensor	B3	OE 036906433		
		12/12 → 05/15	MWSS019	ABS sensor	D1	OE 6Q0927804A; Position: right front		
			MWSS023	ABS sensor	D1	OE 6Q0927803A; Position: left front		
		09/06 → 05/15	MWSS025	ABS sensor	D1	OE 6Q0927807A; Position: left rear		
			MWSS026	ABS sensor	D1	OE 6Q0927808A; Position: right rear		
		1.6 TDI	66	03/10 → 05/15	ATS16	Air temperature sensor	A1	OE 03G906051E; With integrated air pressure sensor
					SAG155	Crankshaft sensor	B3	OE 032906433A
STS0025	Exhaust gas temperature sensor				C1	Position: before soot particulate filter; Cable length: 460		
STS0039	Exhaust gas temperature sensor				C1	Position: after soot particulate filter; Cable length: 516		
STS0045	Exhaust gas temperature sensor				C1	Position: before soot particulate filter; Cable length: 570		
STS0053	Exhaust gas temperature sensor				C1	Position: after soot particulate filter; Cable length: 820		
STS0139	Exhaust gas temperature sensor				C1	Position: before soot particulate filter; Cable length: 590		
SPS004	Exhaust gas pressure sensor				C2	OE 059906051C		
MWSS019	ABS sensor				D1	OE 6Q0927804A; Position: right front		
MWSS023	ABS sensor				D1	OE 6Q0927803A; Position: left front		
12/12 → 05/15	MWSS025			ABS sensor	D1	OE 6Q0927807A; Position: left rear		
	MWSS026			ABS sensor	D1	OE 6Q0927808A; Position: right rear		
03/10 → 05/15	SPA111			Coolant temperature sensor	E3	OE 06A919501		
	SAA105			Oil pressure switches	F1	OE 036919081C		
77	03/10 → 05/15			ATS16	Air temperature sensor	A1	OE 03G906051E; With integrated air pressure sensor	
				SAG155	Crankshaft sensor	B3	OE 032906433A	
				STS0025	Exhaust gas temperature sensor	C1	Position: before soot particulate filter; Cable length: 460	
				STS0039	Exhaust gas temperature sensor	C1	Position: after soot particulate filter; Cable length: 516	
				STS0045	Exhaust gas temperature sensor	C1	Position: before soot particulate filter; Cable length: 570	
				STS0053	Exhaust gas temperature sensor	C1	Position: after soot particulate filter; Cable length: 820	
		STS0139	Exhaust gas temperature sensor	C1	Position: before soot particulate filter; Cable length: 590			
		SPS004	Exhaust gas pressure sensor	C2	OE 059906051C			
		MWSS019	ABS sensor	D1	OE 6Q0927804A; Position: right front			
		MWSS023	ABS sensor	D1	OE 6Q0927803A; Position: left front			
	12/12 → 05/15	MWSS025	ABS sensor	D1	OE 6Q0927807A; Position: left rear			
		MWSS026	ABS sensor	D1	OE 6Q0927808A; Position: right rear			
	03/10 → 05/15	SPA111	Coolant temperature sensor	E3	OE 06A919501			
		SAA105	Oil pressure switches	F1	OE 036919081C			

	kW			DESCRIPTION	TYPE	
SKODA						
ROOMSTER (5J)						
1.9 TDI	77	09/06 → 03/10	APS40	Intake pressure sensor	A3	OE 038906051B
			APS91	Intake pressure sensor	A3	OE 0279980411
			SAC115	Camshaft sensor	B2	OE 038957147A
			SAC118	Camshaft sensor	B2	OE 03G906433
			SAG166	Crankshaft sensor	B3	OE 036906433
			SAG245	Crankshaft sensor	B3	OE 038957147E
			STS0017	Exhaust gas temperature sensor	C1	Position: before turbocharger; Cable length: 720
			STS0113	Exhaust gas temperature sensor	C1	Position: before soot particulate filter; Cable length: 470
			STS0217	Exhaust gas temperature sensor	C1	Position: after soot particulate filter; Cable length: 760
			SPS003	Exhaust gas pressure sensor	C2	OE 076906051A
			SPS005	Exhaust gas pressure sensor	C2	OE 076906051B
			MWSS019	ABS sensor	D1	OE 6Q0927804A; Position: right front
MWSS023	ABS sensor	D1	OE 6Q0927803A; Position: left front			
SPA111	Coolant temperature sensor	E3	OE 06A919501			
SUPERB I (3U4)						
1.9 TDI	96	12/01 → 03/08	SAC126	Camshaft sensor	B2	OE 038906433A
			SAG180	Crankshaft sensor	B3	OE 012409191D
			SAG232	Crankshaft sensor	B3	OE 038907319E
			MWSS022	ABS sensor	D1	OE 8D0927803B; Position: front axle left and right
			MWSS030	ABS sensor	D1	OE 3B0927807B; Position: rear axle left and right
2.0 TDI	103	10/05 → 03/08	SPA109	Coolant temperature sensor	E3	OE 059919501A
			SAC126	Camshaft sensor	B2	OE 038906433A
			SAG232	Crankshaft sensor	B3	OE 038907319E
			STS0087	Exhaust gas temperature sensor	C1	Position: before turbocharger; Cable length: 880
			SPS015	Exhaust gas pressure sensor	C2	OE 07Z906051A
			MWSS022	ABS sensor	D1	OE 8D0927803B; Position: front axle left and right
			MWSS030	ABS sensor	D1	OE 3B0927807B; Position: rear axle left and right
SPA109	Coolant temperature sensor	E3	OE 059919501A			
SUPERB II (3T4)						
2.0 TDI	125	07/08 → 05/15	ATS16	Air temperature sensor	A1	OE 03G906051E; With integrated air pressure sensor
			SAC118	Camshaft sensor	B2	OE 03G906433
			SAG155	Crankshaft sensor	B3	OE 032906433A
			STS0011	Exhaust gas temperature sensor	C1	Position: before soot particulate filter; Cable length: 710
			STS0013	Exhaust gas temperature sensor	C1	Position: after soot particulate filter; Cable length: 825
			STS0017	Exhaust gas temperature sensor	C1	Position: before turbocharger; Cable length: 720
			SPS004	Exhaust gas pressure sensor	C2	OE 059906051C
		05/09 → 05/15	SPS003	Exhaust gas pressure sensor	C2	OE 076906051A
			SPS005	Exhaust gas pressure sensor	C2	OE 076906051B
		07/08 → 05/15	MWSS020	ABS sensor	D1	OE 1K0927807; Position: left rear
			MWSS021	ABS sensor	D1	OE 1K0927808; Position: right rear
			MWSS027	ABS sensor	D1	OE 7H0927803; Position: left front
			MWSS028	ABS sensor	D1	OE 7H0927804; Position: right front
SPA111	Coolant temperature sensor	E3	OE 06A919501			

	KW			DESCRIPTION	TYPE	
SKODA						
SUPERB II (3T4)						
2.0 TDI	125	07/08 → 05/15	SAA105	Oil pressure switches	F1	OE 036919081C
2.0 TDI 16V	103	01/09 → 05/15	ATS16	Air temperature sensor	A1	OE 03G906051E; With integrated air pressure sensor
			SAC085	Camshaft sensor	B2	OE 03G957147A
			SAG155	Crankshaft sensor	B3	OE 032906433A
			MWSS020	ABS sensor	D1	OE 1K0927807; Position: left rear
			MWSS021	ABS sensor	D1	OE 1K0927808; Position: right rear
			MWSS027	ABS sensor	D1	OE 7H0927803; Position: left front
			MWSS028	ABS sensor	D1	OE 7H0927804; Position: right front
			SPA111	Coolant temperature sensor	E3	OE 06A919501
			SAA105	Oil pressure switches	F1	OE 036919081C
SUPERB II Station wagon (3T5)						
2.0 TDI	125	10/09 → 05/15	ATS16	Air temperature sensor	A1	OE 03G906051E; With integrated air pressure sensor
			SAG155	Crankshaft sensor	B3	OE 032906433A
			STS0011	Exhaust gas temperature sensor	C1	Position: before soot particulate filter; Cable length: 710
			STS0013	Exhaust gas temperature sensor	C1	Position: after soot particulate filter; Cable length: 825
			STS0017	Exhaust gas temperature sensor	C1	Position: before turbocharger; Cable length: 720
			SPS004	Exhaust gas pressure sensor	C2	OE 059906051C
			SPS003	Exhaust gas pressure sensor	C2	OE 076906051A
			SPS005	Exhaust gas pressure sensor	C2	OE 076906051B
			MWSS020	ABS sensor	D1	OE 1K0927807; Position: left rear
			MWSS021	ABS sensor	D1	OE 1K0927808; Position: right rear
			MWSS027	ABS sensor	D1	OE 7H0927803; Position: left front
MWSS028	ABS sensor	D1	OE 7H0927804; Position: right front			
			SPA111	Coolant temperature sensor	E3	OE 06A919501
			SAA105	Oil pressure switches	F1	OE 036919081C
2.0 TDI 16V	103	10/09 → 05/15	ATS16	Air temperature sensor	A1	OE 03G906051E; With integrated air pressure sensor
			SAC085	Camshaft sensor	B2	OE 03G957147A
			SAG155	Crankshaft sensor	B3	OE 032906433A
			MWSS020	ABS sensor	D1	OE 1K0927807; Position: left rear
			MWSS021	ABS sensor	D1	OE 1K0927808; Position: right rear
			MWSS027	ABS sensor	D1	OE 7H0927803; Position: left front
			MWSS028	ABS sensor	D1	OE 7H0927804; Position: right front
			SPA111	Coolant temperature sensor	E3	OE 06A919501
			SAA105	Oil pressure switches	F1	OE 036919081C
SUPERB III (3V3)						
2.0 TDI	110	03/15 →	SAC129	Camshaft sensor	B2	OE 04L907601
			SAG286	Crankshaft sensor	B3	OE 04L906433
			STS0241	Exhaust gas temperature sensor	C1	Position: before turbocharger; Cable length: 610
		05/15 →	MWSS019	ABS sensor	D1	OE 6Q0927804A; Position: right front
			MWSS023	ABS sensor	D1	OE 6Q0927803A; Position: left front
		03/15 →	MWSS077	ABS sensor	D1	OE 2K0927807; Position: rear axle left and right
	MWSS141	ABS sensor	D1	OE WHT003864B; Position: rear axle left and right		
SUPERB III Station wagon (3V5)						
2.0 TDI	110	03/15 →	SAC129	Camshaft sensor	B2	OE 04L907601
			SAG286	Crankshaft sensor	B3	OE 04L906433

	kW			DESCRIPTION	TYPE			
SKODA								
SUPERB III Station wagon (3V5)								
2.0 TDI	110	03/15 →	STS0241	Exhaust gas temperature sensor	C1	Position: before turbocharger; Cable length: 610		
		05/15 →	MWSS019	ABS sensor	D1	OE 6Q0927804A; Position: right front		
			MWSS023	ABS sensor	D1	OE 6Q0927803A; Position: left front		
		03/15 →	MWSS077	ABS sensor	D1	OE 2K0927807; Position: rear axle left and right		
	MWSS141		ABS sensor	D1	OE WHT003864B; Position: rear axle left and right			
	140	03/15 →	SAC129	Camshaft sensor	B2	OE 04L907601		
			SAG286	Crankshaft sensor	B3	OE 04L906433		
		05/15 →	MWSS019	ABS sensor	D1	OE 6Q0927804A; Position: right front		
			MWSS020	ABS sensor	D1	OE 1K0927807; Position: left rear		
			MWSS023	ABS sensor	D1	OE 6Q0927803A; Position: left front		
03/15 →		MWSS077	ABS sensor	D1	OE 2K0927807; Position: rear axle left and right			
	MWSS141	ABS sensor	D1	OE WHT003864B; Position: rear axle left and right				
YETI (5L)								
1.2 TSI	77	09/09 → 05/15	APS40	Intake pressure sensor	A3	OE 038906051B		
			SAD031	Knock sensor	B1	OE 030905377C		
			SAC011	Camshaft sensor	B2	OE 030907601		
			SAG155	Crankshaft sensor	B3	OE 032906433A		
			MWSS020	ABS sensor	D1	OE 1K0927807; Position: left rear		
			MWSS021	ABS sensor	D1	OE 1K0927808; Position: right rear		
			MWSS027	ABS sensor	D1	OE 7H0927803; Position: left front		
			MWSS028	ABS sensor	D1	OE 7H0927804; Position: right front		
			SPA111	Coolant temperature sensor	E3	OE 06A919501		
			SPA192	Coolant temperature sensor	E3	OE 03F919501A		
			APS131	Fuel pressure sensor	F2	OE 03C906051H		
	81	05/15 → 12/17	SAD031	Knock sensor	B1	OE 030905377C		
			SAC120	Camshaft sensor	B2	OE 04C907601		
			MWSS020	ABS sensor	D1	OE 1K0927807; Position: left rear		
			MWSS021	ABS sensor	D1	OE 1K0927808; Position: right rear		
			MWSS027	ABS sensor	D1	OE 7H0927803; Position: left front		
			MWSS028	ABS sensor	D1	OE 7H0927804; Position: right front		
1.4 TSI	90	06/10 → 05/15	APS40	Intake pressure sensor	A3	OE 038906051B		
			SAD031	Knock sensor	B1	OE 030905377C		
			SAC011	Camshaft sensor	B2	OE 030907601		
			SAG155	Crankshaft sensor	B3	OE 032906433A		
			MWSS020	ABS sensor	D1	OE 1K0927807; Position: left rear		
			MWSS021	ABS sensor	D1	OE 1K0927808; Position: right rear		
			MWSS027	ABS sensor	D1	OE 7H0927803; Position: left front		
			MWSS028	ABS sensor	D1	OE 7H0927804; Position: right front		
			SPA111	Coolant temperature sensor	E3	OE 06A919501		
			APS131	Fuel pressure sensor	F2	OE 03C906051H		
			92	05/15 → 12/17	SAC120	Camshaft sensor	B2	OE 04C907601
	MWSS020	ABS sensor			D1	OE 1K0927807; Position: left rear		
	MWSS021	ABS sensor			D1	OE 1K0927808; Position: right rear		
	MWSS027	ABS sensor			D1	OE 7H0927803; Position: left front		
	MWSS028	ABS sensor			D1	OE 7H0927804; Position: right front		
	1.6 TDI	77	11/10 → 05/15	ATS16	Air temperature sensor	A1	OE 03G906051E; With integrated air pressure sensor	
SAG155				Crankshaft sensor	B3	OE 032906433A		
STS0011				Exhaust gas temperature sensor	C1	Position: before soot particulate filter; Cable length: 710		

	KW			DESCRIPTION	TYPE	
SKODA						
YETI (5L)						
1.6 TDI	77	11/10 → 05/15	STS0013	Exhaust gas temperature sensor	C1	Position: after soot particulate filter; Cable length: 825
			SPS005	Exhaust gas pressure sensor	C2	OE 076906051B
			MWSS020	ABS sensor	D1	OE 1K0927807; Position: left rear
			MWSS021	ABS sensor	D1	OE 1K0927808; Position: right rear
			MWSS027	ABS sensor	D1	OE 7H0927803; Position: left front
			MWSS028	ABS sensor	D1	OE 7H0927804; Position: right front
			SPA111	Coolant temperature sensor	E3	OE 06A919501
			SAA105	Oil pressure switches	F1	OE 036919081C
2.0 TDI	81	11/09 → 12/17	ATS16	Air temperature sensor	A1	OE 03G906051E; With integrated air pressure sensor
			SAC118	Camshaft sensor	B2	OE 03G906433
			SAG155	Crankshaft sensor	B3	OE 032906433A
			SAG286	Crankshaft sensor	B3	OE 04L906433
			SPS005	Exhaust gas pressure sensor	C2	OE 076906051B
			MWSS020	ABS sensor	D1	OE 1K0927807; Position: left rear
			MWSS021	ABS sensor	D1	OE 1K0927808; Position: right rear
			MWSS027	ABS sensor	D1	OE 7H0927803; Position: left front
MWSS028	ABS sensor	D1	OE 7H0927804; Position: right front			
SPA111	Coolant temperature sensor	E3	OE 06A919501			
2.0 TDI 4x4	81	11/09 → 12/17	ATS16	Air temperature sensor	A1	OE 03G906051E; With integrated air pressure sensor
			SAG155	Crankshaft sensor	B3	OE 032906433A
			SAG286	Crankshaft sensor	B3	OE 04L906433
			SPS005	Exhaust gas pressure sensor	C2	OE 076906051B
			MWSS027	ABS sensor	D1	OE 7H0927803; Position: left front
			MWSS028	ABS sensor	D1	OE 7H0927804; Position: right front
			SPA111	Coolant temperature sensor	E3	OE 06A919501
			ATS16	Air temperature sensor	A1	OE 03G906051E; With integrated air pressure sensor
	103	05/09 → 12/17	SAC118	Camshaft sensor	B2	OE 03G906433
			SAG155	Crankshaft sensor	B3	OE 032906433A
			STS0011	Exhaust gas temperature sensor	C1	Position: before soot particulate filter; Cable length: 710
			STS0013	Exhaust gas temperature sensor	C1	Position: after soot particulate filter; Cable length: 825
			SPS003	Exhaust gas pressure sensor	C2	OE 076906051A
			SPS005	Exhaust gas pressure sensor	C2	OE 076906051B
			MWSS027	ABS sensor	D1	OE 7H0927803; Position: left front
			MWSS028	ABS sensor	D1	OE 7H0927804; Position: right front
	SPA111	Coolant temperature sensor	E3	OE 06A919501		
	SAA105	Oil pressure switches	F1	OE 036919081C		
	125	11/09 → 05/15	ATS16	Air temperature sensor	A1	OE 03G906051E; With integrated air pressure sensor
			SAC118	Camshaft sensor	B2	OE 03G906433
			SAG155	Crankshaft sensor	B3	OE 032906433A
			STS0011	Exhaust gas temperature sensor	C1	Position: before soot particulate filter; Cable length: 710
			STS0013	Exhaust gas temperature sensor	C1	Position: after soot particulate filter; Cable length: 825
			STS0017	Exhaust gas temperature sensor	C1	Position: before turbocharger; Cable length: 720
SPS003			Exhaust gas pressure sensor	C2	OE 076906051A	
SPS005			Exhaust gas pressure sensor	C2	OE 076906051B	
MWSS027	ABS sensor	D1	OE 7H0927803; Position: left front			

	kW			DESCRIPTION	TYPE	
SKODA						
YETI (5L)						
2.0 TDI 4x4	125	11/09 → 05/15	MWSS028	ABS sensor	D1	OE 7H0927804; Position: right front
			SPA111	Coolant temperature sensor	E3	OE 06A919501
	110	05/15 → 12/17	SAG286	Crankshaft sensor	B3	OE 04L906433
			MWSS027	ABS sensor	D1	OE 7H0927803; Position: left front
			MWSS028	ABS sensor	D1	OE 7H0927804; Position: right front
SMART						
CABRIO (450)						
0.6 (S1OLA1, 450.441, 450.442, 450.443)	40	03/00 → 01/04	ATS21	Air temperature sensor	A1	OE 0003119V002
			APS23	Intake pressure sensor	A3	OE 0003121V00200000
			SAC048	Camshaft sensor	B2	OE 0003228V002
			SPA163	Coolant temperature sensor	E3	OE 0003118V002
CITY-COUPE (450)						
0.6 (450.352, 450.353)	45	01/01 → 01/04	ATS21	Air temperature sensor	A1	OE 0003119V002
			APS23	Intake pressure sensor	A3	OE 0003121V00200000
			SAC048	Camshaft sensor	B2	OE 0003228V002
			SPA163	Coolant temperature sensor	E3	OE 0003118V002
0.6 (S1CLA1, 450.341)	40	07/98 → 01/04	ATS21	Air temperature sensor	A1	OE 0003119V002
			APS23	Intake pressure sensor	A3	OE 0003121V00200000
			SAC048	Camshaft sensor	B2	OE 0003228V002
			SPA163	Coolant temperature sensor	E3	OE 0003118V002
0.6 (S1CLB1, 450.331, 450.336)	33	07/98 → 01/04	ATS21	Air temperature sensor	A1	OE 0003119V002
			APS23	Intake pressure sensor	A3	OE 0003121V00200000
			SAC048	Camshaft sensor	B2	OE 0003228V002
			SPA163	Coolant temperature sensor	E3	OE 0003118V002
0.7 (450.352, 450.353)	45	01/03 → 01/04	ATS21	Air temperature sensor	A1	OE 0003119V002
			APS23	Intake pressure sensor	A3	OE 0003121V00200000
			SAC048	Camshaft sensor	B2	OE 0003228V002
			SPA163	Coolant temperature sensor	E3	OE 0003118V002
0.8 CDI (S1CLC1, 450.300, 450.301, 450.302, 450.303, ...)	30	11/99 → 01/04	ATS21	Air temperature sensor	A1	OE 0003119V002
			APS23	Intake pressure sensor	A3	OE 0003121V00200000
			SAC048	Camshaft sensor	B2	OE 0003228V002
			SPA163	Coolant temperature sensor	E3	OE 0003118V002
			APS130	Fuel pressure sensor	F2	OE 0001459V002
FORFOUR (454)						
1.1 (454.030)	55	01/04 → 06/06	SAD026	Knock sensor	B1	OE 0051536028
			SPA142	Coolant temperature sensor	E3	OE 0051536228
1.3 (454.031)	70	01/04 → 06/06	SAD026	Knock sensor	B1	OE 0051536028
			SAG205	Crankshaft sensor	B3	OE 0051535928
1.5 CDI (454.000)	50	09/04 → 06/06	ATS21	Air temperature sensor	A1	OE 0003119V002
			SAG023	Crankshaft sensor	B3	OE 0031532728
			SPS007	Exhaust gas pressure sensor	C2	OE A0041539528
			SPA163	Coolant temperature sensor	E3	OE 0003118V002
			SPA181	Coolant temperature sensor	E3	OE 00078182V001
			APS127	Fuel pressure sensor	F2	OE A0061536528
1.5 CDI (454.001)	70	09/04 → 06/06	ATS21	Air temperature sensor	A1	OE 0003119V002
			SAG023	Crankshaft sensor	B3	OE 0031532728
			SPS007	Exhaust gas pressure sensor	C2	OE A0041539528
			SPA163	Coolant temperature sensor	E3	OE 0003118V002
			SPA181	Coolant temperature sensor	E3	OE 00078182V001
			APS127	Fuel pressure sensor	F2	OE A0061536528

	KW			DESCRIPTION	TYPE	
SMART						
FORTWO Cabrio (450)						
0.7 (450.452)	45	01/04 → 01/07	ATS21	Air temperature sensor	A1	OE 0003119V002
			APS23	Intake pressure sensor	A3	OE 0003121V00200000
			SAC048	Camshaft sensor	B2	OE 0003228V002
			SPA163	Coolant temperature sensor	E3	OE 0003118V002
FORTWO Cabrio (451)						
1.0 (451.431, 451.480)	52	01/07 →	APS102	Intake pressure sensor	A3	OE 4518206910
			SAD029	Knock sensor	B1	OE 1321530128
			SAG208	Crankshaft sensor	B3	OE 0061533928
			SPA142	Coolant temperature sensor	E3	OE 0051536228
1.0 Turbo (451.432)	62	01/07 →	APS60	Intake pressure sensor	A3	OE 0016146V001
			SAD029	Knock sensor	B1	OE 1321530128
			SAG208	Crankshaft sensor	B3	OE 0061533928
			SPA142	Coolant temperature sensor	E3	OE 0051536228
FORTWO Coupé (450)						
0.7 (450.330)	37	01/04 → 01/07	ATS21	Air temperature sensor	A1	OE 0003119V002
			APS23	Intake pressure sensor	A3	OE 0003121V00200000
			SAC048	Camshaft sensor	B2	OE 0003228V002
			SPA163	Coolant temperature sensor	E3	OE 0003118V002
0.7 (450.335)	40	01/04 → 01/07	SAG024	Crankshaft sensor	B3	OE 0003117V002
0.7 (450.352, 450.332)	45	01/04 → 01/07	ATS21	Air temperature sensor	A1	OE 0003119V002
			APS23	Intake pressure sensor	A3	OE 0003121V00200000
			SAC048	Camshaft sensor	B2	OE 0003228V002
			SPA163	Coolant temperature sensor	E3	OE 0003118V002
0.8 CDI (450.300, 450.301, 450.302, 450.303, 450.306)	30	01/04 → 01/07	ATS21	Air temperature sensor	A1	OE 0003119V002
			APS23	Intake pressure sensor	A3	OE 0003121V00200000
			SAC048	Camshaft sensor	B2	OE 0003228V002
			SPA163	Coolant temperature sensor	E3	OE 0003118V002
			APS130	Fuel pressure sensor	F2	OE 0001459V002
FORTWO Coupé (451)						
0.8 CDi (451.300)	33	01/07 →	ATS21	Air temperature sensor	A1	OE 0003119V002
			APS60	Intake pressure sensor	A3	OE 0016146V001
			SPS007	Exhaust gas pressure sensor	C2	OE A0041539528
			SPA163	Coolant temperature sensor	E3	OE 0003118V002
			SPA181	Coolant temperature sensor	E3	OE 00078182V001
0.8 CDi (451.301)	40	08/09 →	ATS21	Air temperature sensor	A1	OE 0003119V002
			APS60	Intake pressure sensor	A3	OE 0016146V001
			SPS007	Exhaust gas pressure sensor	C2	OE A0041539528
			SPA163	Coolant temperature sensor	E3	OE 0003118V002
			SPA181	Coolant temperature sensor	E3	OE 00078182V001
1.0 (451.330, 451.334)	45	01/07 →	APS102	Intake pressure sensor	A3	OE 4518206910
			SAD029	Knock sensor	B1	OE 1321530128
			SAG208	Crankshaft sensor	B3	OE 0061533928
			SPA142	Coolant temperature sensor	E3	OE 0051536228
1.0 (451.331, 451.380)	52	01/07 →	APS102	Intake pressure sensor	A3	OE 4518206910
			SAD029	Knock sensor	B1	OE 1321530128
			SAG208	Crankshaft sensor	B3	OE 0061533928
			SPA142	Coolant temperature sensor	E3	OE 0051536228
1.0 Turbo (451.332)	62	01/07 →	APS60	Intake pressure sensor	A3	OE 0016146V001
			SAD029	Knock sensor	B1	OE 1321530128
			SAG208	Crankshaft sensor	B3	OE 0061533928
			SPA142	Coolant temperature sensor	E3	OE 0051536228
ROADSTER Coupé (452)						
0.7 (452.334)	60	04/03 → 11/05	ATS21	Air temperature sensor	A1	OE 0003119V002
			APS23	Intake pressure sensor	A3	OE 0003121V00200000
			SPA163	Coolant temperature sensor	E3	OE 0003118V002





	kW			DESCRIPTION	TYPE	
SSANGYONG						
KORANDO (KJ)						
2.0	94	05/97 → 10/02	SAG146	Crankshaft sensor	B3	OE 0031537228
2.3	103	05/97 → 02/00	SAC016	Camshaft sensor	B2	
			SAG146	Crankshaft sensor	B3	OE 0031537228
	110	01/02 → 06/06	SAG146	Crankshaft sensor	B3	OE 0031537228
			SAC016	Camshaft sensor	B2	
3.2	162	06/97 → 11/06	SAC043	Camshaft sensor	B2	OE 0021539528
			SAG218	Crankshaft sensor	B3	OE 0031537328
	156	01/99 → 02/00	SAC043	Camshaft sensor	B2	OE 0021539528
			SAG218	Crankshaft sensor	B3	OE 0031537328
3.2 (KJ)	154	12/96 → 11/02	SAC043	Camshaft sensor	B2	OE 0021539528
			SAG218	Crankshaft sensor	B3	OE 0031537328
KORANDO Cabrio (KJ)						
2.3	103	11/97 → 02/00	SAC016	Camshaft sensor	B2	
			SAG146	Crankshaft sensor	B3	OE 0031537228
	110	01/02 → 06/06	SAG146	Crankshaft sensor	B3	OE 0031537228
			SAC016	Camshaft sensor	B2	
3.2	162	06/97 → 11/06	SAC043	Camshaft sensor	B2	OE 0021539528
			SAG218	Crankshaft sensor	B3	OE 0031537328
	156	01/99 → 11/02	SAC043	Camshaft sensor	B2	OE 0021539528
			SAG218	Crankshaft sensor	B3	OE 0031537328
KYRON						
2.0 Xdi 4x4	104	05/05 →	SAD028	Knock sensor	B1	
MUSSO (FJ)						
2.0	93	10/96 → 05/05	SAG146	Crankshaft sensor	B3	OE 0031537228
2.3	103	10/96 → 11/02	SAC016	Camshaft sensor	B2	
			SAG146	Crankshaft sensor	B3	OE 0031537228
	110	04/03 → 08/06	SAC016	Camshaft sensor	B2	
			SAG146	Crankshaft sensor	B3	OE 0031537228
3.2	162	06/96 → 09/04	SAC043	Camshaft sensor	B2	OE 0021539528
			SAG218	Crankshaft sensor	B3	OE 0031537328
REXTON / REXTON II (GAB_)						
2.7 Xdi	120	08/04 →	SAD028	Knock sensor	B1	
RODIUS						
2.7 Xdi	121	05/05 →	SAD028	Knock sensor	B1	
SUBARU						
FORESTER (SF_)						
2.0 AWD (SF5)	92	06/98 → 09/02	SAD010	Knock sensor	B1	OE 22060AA070
			SAA111	Oil pressure switches	F1	OE 25240KA020
FORESTER (SH_)						
2.0 AWD	110	01/08 → 09/13	SPA185	Coolant temperature sensor	E3	OE 22630AA140
2.0 D AWD (SHH)	108	09/08 → 09/13	SAG251	Crankshaft sensor	B3	OE 31937KA060
			SPA185	Coolant temperature sensor	E3	OE 22630AA140
FORESTER (SJ_)						
2.0 D AWD	108	03/13 →	SAG251	Crankshaft sensor	B3	OE 31937KA060
			SPA185	Coolant temperature sensor	E3	OE 22630AA140
IMPREZA Tre volumi (GD)						
2.0 WRX Turbo AWD (GDA)	160	12/00 → 12/05	SPA188	Coolant temperature sensor	E3	OE 2263044100
LEGACY III (BE)						
2.5 AWD (BE9)	115	10/98 → 08/03	APS54	Fuel pressure sensor	F2	OE 22634AA00A
LEGACY III Station wagon (BH)						
2.5 AWD (BH9)	115	12/98 → 08/03	APS54	Fuel pressure sensor	F2	OE 22634AA00A

	KW			DESCRIPTION	TYPE	
SUBARU						
OUTBACK (BE, BH)						
2.5 AWD (BH9)	115	10/00 → 08/03	APS54	Fuel pressure sensor	F2	OE 22634AA00A
XV (_GP_)						
2.0 i AWD (GP7, G33GP)	110	03/12 →	SPA185	Coolant temperature sensor	E3	OE 22630AA140
SUZUKI						
ALTO (FF)						
1.1 (RF410)	46	09/04 → 12/08	SPA188	Coolant temperature sensor	E3	OE 1365050F10
ALTO (GF)						
1.0 (AMF310)	50	01/09 →	SPA185	Coolant temperature sensor	E3	OE 1365073H00
CELERIO (LF)						
1.0 (AVK310)	50	03/14 →	SPA185	Coolant temperature sensor	E3	OE 1365073H00
1.0 (AVK310)	50	03/14 →	SAA111	Oil pressure switches	F1	OE 3782073000000
GRAND VITARA I (FT, HT)						
1.6 4x4 (SQ 416)	69	03/98 → 07/03	APS98	Intake pressure sensor	A3	OE 1859072F20
			SAC037	Camshaft sensor	B2	OE 3322050G00
			SPA117	Coolant temperature sensor	E3	OE 1365057F00000
2.0 4x4 (TA52, TL52, SQ 420)	94	03/98 → 07/03	APS98	Intake pressure sensor	A3	OE 1859072F20
2.0 HDI 110 16V 4x4 (SQ 420D)	80	07/01 → 09/05	APS35	Intake pressure sensor	A3	OE 1859067G00
			SAG217	Crankshaft sensor	B3	OE 3322067G01
			SPA172	Coolant temperature sensor	E3	OE 1365073J00000
			SAA118	Oil pressure switches	F1	OE 1658267G00000
2.0 TD 4x4 (SQ 420D)	64	03/98 → 07/03	SPA168	Coolant temperature sensor	E3	OE 1365061B01000
			SAA110	Oil pressure switches	F1	
GRAND VITARA II (JT, TE, TD)						
1.6 Trazione integrale (JB416)	78	04/05 →	APS98	Intake pressure sensor	A3	OE 1859072F20
		09/05 → 01/11	SAG234	Crankshaft sensor	B3	OE 3322050M20
		04/05 →	SPA185	Coolant temperature sensor	E3	OE 1365073H00
1.9 DDIS (JB419WD, JB419XD)	95	03/06 → 08/08	SAG277	Crankshaft sensor	B3	OE 3322067J02
1.9 DDIS Trazione integrale (JT419, TD44, JB419WD, ...)	95	10/05 → 02/15	APS67	Intake pressure sensor	A3	OE 1859067JA0
			SAG153	Crankshaft sensor	B3	OE 3322067J10
			SAG209	Crankshaft sensor	B3	OE 3322080K00
			SAG246	Crankshaft sensor	B3	OE 3322067J00
			SAG277	Crankshaft sensor	B3	OE 3322067J02
			SPS012	Exhaust gas pressure sensor	C2	OE 18590-67JB0-000
			SPA169	Coolant temperature sensor	E3	OE 1365084CT0
2.0 Trazione integrale (TD54, JB420)	103	10/05 → 02/15	APS98	Intake pressure sensor	A3	OE 1859072F20
		10/05 → 03/10	SAG234	Crankshaft sensor	B3	OE 3322050M20
		10/05 → 02/15	SPA185	Coolant temperature sensor	E3	OE 1365073H00
3.2 Trazione integrale (TDB4, JT632, JB632)	171	01/09 → 02/15	SAG224	Crankshaft sensor	B3	OE 3322078J01
IGNIS I (FH)						
1.3 (HV51, HX51, RG413)	61	10/00 → 09/03	APS98	Intake pressure sensor	A3	OE 1859072F20
			SPA188	Coolant temperature sensor	E3	OE 1365050F10
IGNIS II (MH)						
1.3 (RM413)	69	09/03 →	APS98	Intake pressure sensor	A3	OE 1859072F20
			SAC037	Camshaft sensor	B2	OE 3322050G00
			SAG053	Crankshaft sensor	B3	OE 3322080G00
			SPA145	Coolant temperature sensor	E3	OE 1365054G00
1.3 DDIS (RM413D)	51	09/03 →	APS23	Intake pressure sensor	A3	OE 1859084E50
			SAC093	Camshaft sensor	B2	OE 3322063P10
			SAG025	Crankshaft sensor	B3	OE 3322085E10
			SPA177	Coolant temperature sensor	E3	OE 1365079J50





	kW			DESCRIPTION	TYPE	
SUZUKI						
IGNIS II (MH)						
1.3 DDiS (RM413D)	51	09/03 →	SAA101	Oil pressure switches	F1	OE 1658279J50000
			APS49	Fuel pressure sensor	F2	OE 1576084E50; Position: high pressure side; Pressure [bar] up to: 1800
			APS134	Fuel pressure sensor	F2	OE 1576084E51; Number of poles: 3
IGNIS III (MF)						
1.2 (ATK412)	66	10/16 →	SPA185	Coolant temperature sensor	E3	OE 1365073H00
JIMNY Fuoristrada chiuso (SN)						
1.3 16V (SN413)	59	09/98 →	SAC037	Camshaft sensor	B2	OE 3322050G00
			SAC037	Camshaft sensor	B2	OE 3322050G00
	60	02/01 →	SAG234	Crankshaft sensor	B3	OE 3322050M20
			SPA145	Coolant temperature sensor	E3	OE 1365054G00
			SPA188	Coolant temperature sensor	E3	OE 1365050F10
1.3 16V 4WD (SN413)	59	09/98 →	SAC037	Camshaft sensor	B2	OE 3322050G00
			SAC037	Camshaft sensor	B2	OE 3322050G00
	60	02/01 →	SAG234	Crankshaft sensor	B3	OE 3322050M20
			SPA145	Coolant temperature sensor	E3	OE 1365054G00
1.3 16V 4x4 (SN413)	63	08/05 →	APS98	Intake pressure sensor	A3	OE 1859072F20
			SAC037	Camshaft sensor	B2	OE 3322050G00
			SAG234	Crankshaft sensor	B3	OE 3322050M20
			SPA145	Coolant temperature sensor	E3	OE 1365054G00
			SPA188	Coolant temperature sensor	E3	OE 1365050F10
1.3 4WD (SN413)	62	05/14 →	APS98	Intake pressure sensor	A3	OE 1859072F20
			SAG234	Crankshaft sensor	B3	OE 3322050M20
1.5 DDiS 4WD (SN415D)	48	12/03 →	APS37	Intake pressure sensor	A3	OE 1859084A00
			SAC010	Camshaft sensor	B2	OE 3322084A00
			SPA169	Coolant temperature sensor	E3	OE 1365084CT0
			APS133	Fuel pressure sensor	F2	
1.5 DDiS 4x4	63	08/05 →	APS37	Intake pressure sensor	A3	OE 1859084A00
			APS99	Intake pressure sensor	A3	OE 1859084A50
			SAD035	Knock sensor	B1	OE 1864084A00
			SAC010	Camshaft sensor	B2	OE 3322084A00
			SPA169	Coolant temperature sensor	E3	OE 1365084CT0
LIANA 2 volumi /Coda spiovente						
1.6	76	07/01 → 12/07	APS98	Intake pressure sensor	A3	OE 1859072F20
			SAG234	Crankshaft sensor	B3	OE 3322050M20
			SAG276	Crankshaft sensor	B3	OE 2614360G10
			SPA145	Coolant temperature sensor	E3	OE 1365054G00
SPLASH (EX)						
1.0 (A5B 310)	50	06/11 →	APS111	Intake pressure sensor	A3	OE 1859073KA0
	48	01/08 →	APS111	Intake pressure sensor	A3	OE 1859073KA0
1.2 (A5B 412)	63	01/08 →	APS111	Intake pressure sensor	A3	OE 1859073KA0
SWIFT I (AA)						
1.3 GTi/GXi (SA413, AA33)	74	08/85 → 03/89	SPA122	Coolant temperature sensor	E3	OE 1365064B00
SWIFT II 2 volumi /Coda spiovente (EA, MA)						
1.3 GTi (SF413, AA34)	74	03/89 → 05/01	SPA122	Coolant temperature sensor	E3	OE 1365064B00
SWIFT III (MZ, EZ)						
1.3 (RS 413)	68	02/05 →	APS98	Intake pressure sensor	A3	OE 1859072F20
			SAG234	Crankshaft sensor	B3	OE 3322050M20
			SAG273	Crankshaft sensor	B3	OE 24770-62JE0-000
			SPA145	Coolant temperature sensor	E3	OE 1365054G00
1.3 DDiS (RS 413D)	51	08/05 →	APS23	Intake pressure sensor	A3	OE 1859084E50
			SAC093	Camshaft sensor	B2	OE 3322063P10
			SAG025	Crankshaft sensor	B3	OE 3322085E10

	KW			DESCRIPTION	TYPE	
SUZUKI						
SWIFT III (MZ, EZ)						
1.3 DDiS (RS 413D)	51	08/05 →	SAG273	Crankshaft sensor	B3	OE 24770-62JE0-000
			SPS001	Exhaust gas pressure sensor	C2	OE 13800T79J5; Replaced by SPS009
			SPA145	Coolant temperature sensor	E3	OE 1365054G00
			SPA177	Coolant temperature sensor	E3	OE 1365079J50
			SAA101	Oil pressure switches	F1	OE 1658279J50000
			APS49	Fuel pressure sensor	F2	OE 1576084E50; Position: high pressure side; Pressure [bar] up to: 1800
			APS134	Fuel pressure sensor	F2	OE 1576084E51; Number of poles: 3
	55	08/05 →	SAC093	Camshaft sensor	B2	OE 3322063P10
			SAG025	Crankshaft sensor	B3	OE 3322085E10
			SAG273	Crankshaft sensor	B3	OE 24770-62JE0-000
			SPS001	Exhaust gas pressure sensor	C2	OE 13800T79J5; Replaced by SPS009
			SPA145	Coolant temperature sensor	E3	OE 1365054G00
			SPA177	Coolant temperature sensor	E3	OE 1365079J50
			APS49	Fuel pressure sensor	F2	OE 1576084E50; Position: high pressure side; Pressure [bar] up to: 1800
1.5 (RS 415)	75	02/05 →	APS98	Intake pressure sensor	A3	OE 1859072F20
			SAG234	Crankshaft sensor	B3	OE 3322050M20
			SAG273	Crankshaft sensor	B3	OE 24770-62JE0-000
			SPA145	Coolant temperature sensor	E3	OE 1365054G00
1.6 (RS 416)	92	05/06 →	APS98	Intake pressure sensor	A3	OE 1859072F20
			SAG234	Crankshaft sensor	B3	OE 3322050M20
			SAG273	Crankshaft sensor	B3	OE 24770-62JE0-000
			SPA145	Coolant temperature sensor	E3	OE 1365054G00
SWIFT IV (FZ, NZ)						
1.2 (AZH 412)	69	10/10 →	SPA185	Coolant temperature sensor	E3	OE 1365073H00
1.2 4x4 (AZH 412)	69	10/10 →	SPA185	Coolant temperature sensor	E3	OE 1365073H00
1.3 DDiS (AZG 413D)	55	10/10 →	ATS20	Intake pressure sensor	A3	OE 1859068L00
			SPS001	Exhaust gas pressure sensor	C2	OE 13800T79J5; Replaced by SPS009
			SPS013	Exhaust gas pressure sensor	C2	OE 18590-62M00
			SPA146	Coolant temperature sensor	E3	OE 1365063P00
1.6 (AZG 416, AZH 416, RS416)	100	01/12 →	SAG234	Crankshaft sensor	B3	OE 3322050M20
			SPA185	Coolant temperature sensor	E3	OE 1365073H00
SX4 / SX4 CLASSIC (EY, GY)						
1.6 DDiS (RW 416D)	66	04/07 →	ATS22	Air temperature sensor	A1	OE 1365069K01
			APS38	Intake pressure sensor	A3	OE 1859069K00
			SPA172	Coolant temperature sensor	E3	OE 1365073J00000
1.6 VVT (RW 416)	79	06/06 →	APS98	Intake pressure sensor	A3	OE 1859072F20
			SPA185	Coolant temperature sensor	E3	OE 1365073H00
	88	07/09 → 07/13	APS98	Intake pressure sensor	A3	OE 1859072F20
			SAG234	Crankshaft sensor	B3	OE 3322050M20
			SPA185	Coolant temperature sensor	E3	OE 1365073H00
			SPA185	Coolant temperature sensor	E3	OE 1365073H00
1.6 VVT 4x4 (RW 416)	79	06/06 → 11/09	APS98	Intake pressure sensor	A3	OE 1859072F20
			SAG234	Crankshaft sensor	B3	OE 3322050M20
			SPA185	Coolant temperature sensor	E3	OE 1365073H00
	88	07/09 → 07/13	APS98	Intake pressure sensor	A3	OE 1859072F20
			SAG234	Crankshaft sensor	B3	OE 3322050M20
			SPA185	Coolant temperature sensor	E3	OE 1365073H00
1.9 DDiS (RW 419D)	88	06/06 →	APS25	Intake pressure sensor	A3	OE 1859079G61
			SAC088	Camshaft sensor	B2	OE 3322079JU0
			SPA177	Coolant temperature sensor	E3	OE 1365079J50
			SAA101	Oil pressure switches	F1	OE 1658279J50000
			SAA101	Oil pressure switches	F1	OE 1658279J50000

	kW			DESCRIPTION	TYPE	
SUZUKI						
SX4 / SX4 CLASSIC (EY, GY)						
1.9 DDiS 4x4 (RW 419D)	88	06/06 →	APS25	Intake pressure sensor	A3	OE 1859079G61
			SAC088	Camshaft sensor	B2	OE 3322079JU0
			SPA177	Coolant temperature sensor	E3	OE 1365079J50
			SAA101	Oil pressure switches	F1	OE 1658279J50000
2.0 DDiS 4x4 (RW 420D)	99	07/09 →	APS25	Intake pressure sensor	A3	OE 1859079G61
			APS63	Intake pressure sensor	A3	OE 1859079J80
			SAG080	Crankshaft sensor	B3	OE 3322055L10
			SPA175	Coolant temperature sensor	E3	OE 1365079J80
SX4 S-Cross (JY)						
1.6 (AKK 416)	88	08/13 →	SPA185	Coolant temperature sensor	E3	OE 1365073H00
SX4 Tre volumi (GY, RW)						
1.6 (RW 416)	88	10/07 →	APS98	Intake pressure sensor	A3	OE 1859072F20
			SPA185	Coolant temperature sensor	E3	OE 1365073H00
VITARA (LY)						
1.4 T AllGrip (APK 414)	103	09/15 →	SPA185	Coolant temperature sensor	E3	OE 1365073H00
1.6 (APK 416)	88	02/15 →	SPS013	Exhaust gas pressure sensor	C2	OE 18590-62M00
			SPA185	Coolant temperature sensor	E3	OE 1365073H00
1.6 AllGrip (APK 416)	88	02/15 →	SPS013	Exhaust gas pressure sensor	C2	OE 18590-62M00
			SPA185	Coolant temperature sensor	E3	OE 1365073H00
1.6 DDiS (APK 416D)	88	02/15 →	APS82	Intake pressure sensor	A3	OE 1859055P00
			SAG080	Crankshaft sensor	B3	OE 3322055L10
			SPS013	Exhaust gas pressure sensor	C2	OE 18590-62M00
			SPA146	Coolant temperature sensor	E3	OE 1365063P00
1.6 DDiS AllGrip (APK 416D)	88	02/15 →	APS82	Intake pressure sensor	A3	OE 1859055P00
			SAG080	Crankshaft sensor	B3	OE 3322055L10
			SPS013	Exhaust gas pressure sensor	C2	OE 18590-62M00
			SPA146	Coolant temperature sensor	E3	OE 1365063P00
WAGON R+ 2 volumi /Coda spiovente (MM)						
1.3 (RB 413)	56	05/00 → 12/04	APS98	Intake pressure sensor	A3	OE 1859072F20
			SAC037	Camshaft sensor	B2	OE 3322050G00
			SPA188	Coolant temperature sensor	E3	OE 1365050F10
	69	09/03 →	APS98	Intake pressure sensor	A3	OE 1859072F20
			SAC037	Camshaft sensor	B2	OE 3322050G00
			SAG053	Crankshaft sensor	B3	OE 3322080G00
			SPA145	Coolant temperature sensor	E3	OE 1365054G00
			SPA188	Coolant temperature sensor	E3	OE 1365050F10
XL7 (DA, DB)						
3.6 Trazione integrale	185	01/07 → 12/09	SAG224	Crankshaft sensor	B3	OE 3322078J01
TATA						
SAFARI (42_FD)						
2.0 16V	101	06/99 →	SAG121	Crankshaft sensor	B3	
TOYOTA						
AURIS (_E15_)						
1.33 Dual-VTi (NRE150_)	74	12/09 → 09/12	APS122	Intake pressure sensor	A3	OE 8942012230
			SAC105	Camshaft sensor	B2	OE 9091905060
		05/09 → 09/12	MWSS172	ABS sensor	D1	OE 8954302060; Position: left front
			MWSS173	ABS sensor	D1	OE 8954202060; Position: right front
			SPA162	Coolant temperature sensor	E3	OE 8942206010
	73	01/10 → 09/12	APS122	Intake pressure sensor	A3	OE 8942012230
			SAC105	Camshaft sensor	B2	OE 9091905060
			MWSS172	ABS sensor	D1	OE 8954302060; Position: left front
			MWSS173	ABS sensor	D1	OE 8954202060; Position: right front
			SPA162	Coolant temperature sensor	E3	OE 8942206010

	KW			DESCRIPTION	TYPE	
TOYOTA						
AURIS (E15)						
1.4 (ZZE150_)	71	03/07 → 09/12	SAG259	Crankshaft sensor	B3	OE 90080-19013
			MWSS172	ABS sensor	D1	OE 8954302060; Position: left front
			MWSS173	ABS sensor	D1	OE 8954202060; Position: right front
			SPA168	Coolant temperature sensor	E3	OE 8942220010
1.4 D-4D (NDE150_)	66	03/07 → 09/12	SAC078	Camshaft sensor	B2	OE 9091905029
			SAC094	Camshaft sensor	B2	OE 9008019026
			SAG212	Crankshaft sensor	B3	OE 1931178060
			SAG269	Crankshaft sensor	B3	OE 8941322010
			SPS016	Exhaust gas pressure sensor	C2	OE 89480-42020
		03/07 → 09/12	MWSS172	ABS sensor	D1	OE 8954302060; Position: left front
			MWSS173	ABS sensor	D1	OE 8954202060; Position: right front
			SPA162	Coolant temperature sensor	E3	OE 8942206010
			SAC105	Camshaft sensor	B2	OE 9091905060
1.6 (ZRE151_)	91	03/07 → 09/12	SAG269	Crankshaft sensor	B3	OE 8941322010
			MWSS172	ABS sensor	D1	OE 8954302060; Position: left front
			MWSS173	ABS sensor	D1	OE 8954202060; Position: right front
			SPA162	Coolant temperature sensor	E3	OE 8942206010
	97	05/09 → 09/12	APS122	Intake pressure sensor	A3	OE 8942012230
			SAC105	Camshaft sensor	B2	OE 9091905060
			SAG269	Crankshaft sensor	B3	OE 8941322010
			MWSS172	ABS sensor	D1	OE 8954302060; Position: left front
			MWSS173	ABS sensor	D1	OE 8954202060; Position: right front
1.6 (ZRE151_)	97	05/09 → 09/12	SPA162	Coolant temperature sensor	E3	OE 8942206010
1.8 Hybrid (ZWE150_)	73		APS119	Intake pressure sensor	A3	OE 8942147010
			SAC105	Camshaft sensor	B2	OE 9091905060
			SPA162	Coolant temperature sensor	E3	OE 8942206010
2.0 D-4D (ADE150_)	93	10/06 → 09/12	SAC078	Camshaft sensor	B2	OE 9091905029
			SAG267	Crankshaft sensor	B3	OE 9091905064
		03/09 → 09/12	SPS018	Exhaust gas pressure sensor	C2	OE 89480-12040
		10/06 → 09/12	MWSS172	ABS sensor	D1	OE 8954302060; Position: left front
			MWSS173	ABS sensor	D1	OE 8954202060; Position: right front
			SPA162	Coolant temperature sensor	E3	OE 8942206010
AURIS (E18)						
1.2 (NRE185_)	85	03/15 → 12/18	SAC105	Camshaft sensor	B2	OE 9091905060
			MWSS172	ABS sensor	D1	OE 8954302060; Position: left front
			MWSS173	ABS sensor	D1	OE 8954202060; Position: right front
1.3 (NRE180_)	73	10/12 → 12/18	SAC105	Camshaft sensor	B2	OE 9091905060
			MWSS172	ABS sensor	D1	OE 8954302060; Position: left front
			MWSS173	ABS sensor	D1	OE 8954202060; Position: right front
			SPA162	Coolant temperature sensor	E3	OE 8942206010
1.4 D-4D (NDE180_)	66	10/12 → 12/18	SAG269	Crankshaft sensor	B3	OE 8941322010
			SPS016	Exhaust gas pressure sensor	C2	OE 89480-42020
			MWSS172	ABS sensor	D1	OE 8954302060; Position: left front
			MWSS173	ABS sensor	D1	OE 8954202060; Position: right front
			SPA162	Coolant temperature sensor	E3	OE 8942206010
1.6 (ZRE181_, ZRE185_)	97	10/12 → 12/18	SAC105	Camshaft sensor	B2	OE 9091905060
			MWSS172	ABS sensor	D1	OE 8954302060; Position: left front
			MWSS173	ABS sensor	D1	OE 8954202060; Position: right front
			SPA162	Coolant temperature sensor	E3	OE 8942206010
1.8 Hybrid (ZWE186_)	73	10/12 → 12/18	APS119	Intake pressure sensor	A3	OE 8942147010
			SAC105	Camshaft sensor	B2	OE 9091905060
			MWSS172	ABS sensor	D1	OE 8954302060; Position: left front
			MWSS173	ABS sensor	D1	OE 8954202060; Position: right front
			SPA162	Coolant temperature sensor	E3	OE 8942206010

	kW			DESCRIPTION	TYPE	
TOYOTA						
AURIS (E18)						
2.0 D-4D (ADE186_)	91	10/12 → 04/15	SAG267	Crankshaft sensor	B3	OE 9091905064
			SPS018	Exhaust gas pressure sensor	C2	OE 89480-12040
			MWSS172	ABS sensor	D1	OE 8954302060; Position: left front
			MWSS173	ABS sensor	D1	OE 8954202060; Position: right front
			SPA162	Coolant temperature sensor	E3	OE 8942206010
AURIS Station wagon (E18)						
1.2 (NRE185_)	85	03/15 → 12/18	SAC105	Camshaft sensor	B2	OE 9091905060
			MWSS172	ABS sensor	D1	OE 8954302060; Position: left front
			MWSS173	ABS sensor	D1	OE 8954202060; Position: right front
1.3 (NRE180_)	73	07/13 → 12/18	SAC105	Camshaft sensor	B2	OE 9091905060
			MWSS172	ABS sensor	D1	OE 8954302060; Position: left front
			MWSS173	ABS sensor	D1	OE 8954202060; Position: right front
1.4 D-4D (NDE180_)	66	07/13 → 12/18	SAG269	Crankshaft sensor	B3	OE 8941322010
			SPS016	Exhaust gas pressure sensor	C2	OE 89480-42020
			MWSS172	ABS sensor	D1	OE 8954302060; Position: left front
			MWSS173	ABS sensor	D1	OE 8954202060; Position: right front
1.6 (ZRE185_)	97	07/13 → 12/18	SAC105	Camshaft sensor	B2	OE 9091905060
			MWSS172	ABS sensor	D1	OE 8954302060; Position: left front
			MWSS173	ABS sensor	D1	OE 8954202060; Position: right front
1.8 Hybrid (ZWE186_)	73	07/13 → 12/18	APS119	Intake pressure sensor	A3	OE 8942147010
			SAC105	Camshaft sensor	B2	OE 9091905060
			MWSS172	ABS sensor	D1	OE 8954302060; Position: left front
			MWSS173	ABS sensor	D1	OE 8954202060; Position: right front
AVENSIS (T22)						
2.0 (ST220_)	94	09/97 → 10/00	SAC053	Camshaft sensor	B2	OE 1930003010
2.0 D-4D (CDT220_)	81	10/99 → 02/03	SAC066	Camshaft sensor	B2	OE 9008019009
			SAG283	Crankshaft sensor	B3	OE 9091905042
			SPA168	Coolant temperature sensor	E3	OE 8942220010
AVENSIS (T25)						
1.8 (ZZT251_)	95	03/03 → 10/08	SAC060	Camshaft sensor	B2	OE 9008019014
			SAG259	Crankshaft sensor	B3	OE 90080-19013
			MWSS138	ABS sensor	D1	OE 8954302040; Position: left front
			MWSS139	ABS sensor	D1	OE 8954202040; Position: right front
			MWSS140	ABS sensor	D1	OE 8954402010; Position: rear axle left and right
			SPA168	Coolant temperature sensor	E3	OE 8942220010
2.0 (AZT250_)	1088	03/03 → 11/08	SAC060	Camshaft sensor	B2	OE 9008019014
			SAG123	Crankshaft sensor	B3	OE 9008019024
			MWSS138	ABS sensor	D1	OE 8954302040; Position: left front
			MWSS139	ABS sensor	D1	OE 8954202040; Position: right front
			MWSS140	ABS sensor	D1	OE 8954402010; Position: rear axle left and right
			SPA162	Coolant temperature sensor	E3	OE 8942206010
			SPA168	Coolant temperature sensor	E3	OE 8942220010
2.0 D-4D (ADT250_)	93	03/06 → 11/08	SAC078	Camshaft sensor	B2	OE 9091905029
			SAG267	Crankshaft sensor	B3	OE 9091905064
			MWSS138	ABS sensor	D1	OE 8954302040; Position: left front
			MWSS139	ABS sensor	D1	OE 8954202040; Position: right front
			MWSS140	ABS sensor	D1	OE 8954402010; Position: rear axle left and right
			SPA162	Coolant temperature sensor	E3	OE 8942206010
2.0 D-4D (CDT250_)	85	04/03 → 11/08	SAC066	Camshaft sensor	B2	OE 9008019009
		04/03 → 04/06	SAG283	Crankshaft sensor	B3	OE 9091905042
			MWSS138	ABS sensor	D1	OE 8954302040; Position: left front
			MWSS139	ABS sensor	D1	OE 8954202040; Position: right front

	KW			DESCRIPTION	TYPE	
TOYOTA						
AVENSIS (T25)						
2.0 D-4D (CDT250_)	85	04/03 → 11/08	MWSS140	ABS sensor	D1	OE 8954402010; Position: rear axle left and right
			SPA168	Coolant temperature sensor	E3	OE 8942220010
2.2 D-4D (ADT251_)	110	10/05 → 11/08	SAC078	Camshaft sensor	B2	OE 9091905029
			SAG267	Crankshaft sensor	B3	OE 9091905064
			MWSS138	ABS sensor	D1	OE 8954302040; Position: left front
			MWSS139	ABS sensor	D1	OE 8954202040; Position: right front
			MWSS140	ABS sensor	D1	OE 8954402010; Position: rear axle left and right
			SPA162	Coolant temperature sensor	E3	OE 8942206010
AVENSIS Liftback (T22)						
1.8 (ZZT221_)	95	10/00 → 02/03	SAC060	Camshaft sensor	B2	OE 9008019014
			SAG259	Crankshaft sensor	B3	OE 90080-19013
			SPA168	Coolant temperature sensor	E3	OE 8942220010
2.0 (ST220_)	94	09/97 → 10/00	SAC053	Camshaft sensor	B2	OE 1930003010
AVENSIS Station wagon (T22)						
2.0 (ST220_)	94	09/97 → 10/00	SAC053	Camshaft sensor	B2	OE 1930003010
2.0 D-4D (CDT220_)	81	10/99 → 02/03	SAC066	Camshaft sensor	B2	OE 9008019009
			SAG283	Crankshaft sensor	B3	OE 9091905042
			SPA168	Coolant temperature sensor	E3	OE 8942220010
AVENSIS Station wagon (T25)						
1.8 (ZZT251_)	95	04/03 → 11/08	SAC060	Camshaft sensor	B2	OE 9008019014
			SAG259	Crankshaft sensor	B3	OE 90080-19013
			MWSS138	ABS sensor	D1	OE 8954302040; Position: left front
			MWSS139	ABS sensor	D1	OE 8954202040; Position: right front
			MWSS140	ABS sensor	D1	OE 8954402010; Position: rear axle left and right
			SPA168	Coolant temperature sensor	E3	OE 8942220010
2.0 (AZT250_)	108	04/03 → 11/08	SAC060	Camshaft sensor	B2	OE 9008019014
			SAG123	Crankshaft sensor	B3	OE 9008019024
			MWSS138	ABS sensor	D1	OE 8954302040; Position: left front
			MWSS139	ABS sensor	D1	OE 8954202040; Position: right front
			MWSS140	ABS sensor	D1	OE 8954402010; Position: rear axle left and right
			SPA162	Coolant temperature sensor	E3	OE 8942206010
			SPA168	Coolant temperature sensor	E3	OE 8942220010
2.0 D-4D (ADT250_)	93	03/06 → 11/08	SAC078	Camshaft sensor	B2	OE 9091905029
			SAG267	Crankshaft sensor	B3	OE 9091905064
			MWSS138	ABS sensor	D1	OE 8954302040; Position: left front
			MWSS139	ABS sensor	D1	OE 8954202040; Position: right front
			MWSS140	ABS sensor	D1	OE 8954402010; Position: rear axle left and right
			SPA162	Coolant temperature sensor	E3	OE 8942206010
2.0 D-4D (CDT250_)	85	04/03 → 11/08	SAC066	Camshaft sensor	B2	OE 9008019009
			SAG283	Crankshaft sensor	B3	OE 9091905042
		04/03 → 04/06	MWSS138	ABS sensor	D1	OE 8954302040; Position: left front
			MWSS139	ABS sensor	D1	OE 8954202040; Position: right front
		04/03 → 11/08	MWSS140	ABS sensor	D1	OE 8954402010; Position: rear axle left and right
SPA168	Coolant temperature sensor	E3	OE 8942220010			
2.2 D-4D (ADT251_)	110	10/05 → 11/08	SAC078	Camshaft sensor	B2	OE 9091905029
			SAG267	Crankshaft sensor	B3	OE 9091905064
			MWSS138	ABS sensor	D1	OE 8954302040; Position: left front
			MWSS139	ABS sensor	D1	OE 8954202040; Position: right front

	kW			DESCRIPTION	TYPE	
TOYOTA						
AVENSIS Station wagon (T25)						
2.2 D-4D (ADT251_)	110	10/05 → 11/08	MWSS140	ABS sensor	D1	OE 8954402010; Position: rear axle left and right
			SPA162	Coolant temperature sensor	E3	OE 8942206010
2.2 D-CAT (ADT251_)	130	07/05 → 11/08	SAC078	Camshaft sensor	B2	OE 9091905029
			SAG267	Crankshaft sensor	B3	OE 9091905064
			MWSS138	ABS sensor	D1	OE 8954302040; Position: left front
			MWSS139	ABS sensor	D1	OE 8954202040; Position: right front
			MWSS140	ABS sensor	D1	OE 8954402010; Position: rear axle left and right
			SPA162	Coolant temperature sensor	E3	OE 8942206010
AVENSIS Station wagon (T27)						
1.8 (ZRT271_)	108	11/11 → 10/18	APS122	Intake pressure sensor	A3	OE 8942012230
			SAC105	Camshaft sensor	B2	OE 9091905060
		02/09 → 10/18	MWSS172	ABS sensor	D1	OE 8954302060; Position: left front
			MWSS173	ABS sensor	D1	OE 8954202060; Position: right front
2.0 D-4D (ADT270_)	91	11/11 → 10/18	SAG267	Crankshaft sensor	B3	OE 9091905064
			SPS018	Exhaust gas pressure sensor	C2	OE 89480-12040
			MWSS172	ABS sensor	D1	OE 8954302060; Position: left front
			MWSS173	ABS sensor	D1	OE 8954202060; Position: right front
	93	02/09 → 10/18	SPA162	Coolant temperature sensor	E3	OE 8942206010
			SAC078	Camshaft sensor	B2	OE 9091905029
			SAG267	Crankshaft sensor	B3	OE 9091905064
			SPS018	Exhaust gas pressure sensor	C2	OE 89480-12040
			MWSS172	ABS sensor	D1	OE 8954302060; Position: left front
			MWSS173	ABS sensor	D1	OE 8954202060; Position: right front
2.0 D-4D (WWT271_)	105	04/15 → 10/18	APS116	Intake pressure sensor	A3	OE 89420-WA010
			MWSS172	ABS sensor	D1	OE 8954302060; Position: left front
			MWSS173	ABS sensor	D1	OE 8954202060; Position: right front
			SPA186	Coolant temperature sensor	E3	OE 89422WA010
2.2 D-4D (ADT271_)	110	02/09 → 10/18	SAC078	Camshaft sensor	B2	OE 9091905029
			SAG267	Crankshaft sensor	B3	OE 9091905064
			SPS018	Exhaust gas pressure sensor	C2	OE 89480-12040
			MWSS172	ABS sensor	D1	OE 8954302060; Position: left front
			MWSS173	ABS sensor	D1	OE 8954202060; Position: right front
			SPA162	Coolant temperature sensor	E3	OE 8942206010
AVENSIS Tre volumi (T25)						
1.8 (ZZT251_)	95	04/03 → 11/08	SAC060	Camshaft sensor	B2	OE 9008019014
			SAG259	Crankshaft sensor	B3	OE 90080-19013
			MWSS138	ABS sensor	D1	OE 8954302040; Position: left front
			MWSS139	ABS sensor	D1	OE 8954202040; Position: right front
			MWSS140	ABS sensor	D1	OE 8954402010; Position: rear axle left and right
			SPA168	Coolant temperature sensor	E3	OE 8942220010
2.0 (AZT250_)	108	04/03 → 11/08	SAC060	Camshaft sensor	B2	OE 9008019014
			MWSS138	ABS sensor	D1	OE 8954302040; Position: left front
			MWSS139	ABS sensor	D1	OE 8954202040; Position: right front
			MWSS140	ABS sensor	D1	OE 8954402010; Position: rear axle left and right
			SPA162	Coolant temperature sensor	E3	OE 8942206010
2.0 D-4D (ADT250_)	93	03/06 → 10/08	SPA168	Coolant temperature sensor	E3	OE 8942220010
			SAC078	Camshaft sensor	B2	OE 9091905029
			SAG267	Crankshaft sensor	B3	OE 9091905064
			MWSS138	ABS sensor	D1	OE 8954302040; Position: left front

	KW			DESCRIPTION	TYPE		
TOYOTA							
AVENSIS Tre volumi (T25)							
2.0 D-4D (ADT250_)	93	03/06 → 10/08	MWSS139	ABS sensor	D1	OE 8954202040; Position: right front	
			MWSS140	ABS sensor	D1	OE 8954402010; Position: rear axle left and right	
			SPA162	Coolant temperature sensor	E3	OE 8942206010	
2.0 D-4D (CDT250_)	85	04/03 → 11/08	SAC066	Camshaft sensor	B2	OE 9008019009	
			SAG283	Crankshaft sensor	B3	OE 9091905042	
			MWSS138	ABS sensor	D1	OE 8954302040; Position: left front	
		04/03 → 04/06	MWSS139	ABS sensor	D1	OE 8954202040; Position: right front	
			04/03 → 11/0	MWSS140	ABS sensor	D1	OE 8954402010; Position: rear axle left and right
				SPA168	Coolant temperature sensor	E3	OE 8942220010
2.2 D-CAT (ADT251_)	130	07/05 → 11/08	SAC078	Camshaft sensor	B2	OE 9091905029	
			SAG267	Crankshaft sensor	B3	OE 9091905064	
			MWSS138	ABS sensor	D1	OE 8954302040; Position: left front	
			MWSS139	ABS sensor	D1	OE 8954202040; Position: right front	
			MWSS140	ABS sensor	D1	OE 8954402010; Position: rear axle left and right	
			SPA162	Coolant temperature sensor	E3	OE 8942206010	
AVENSIS Tre volumi (T27)							
1.8 (ZRT271_)	108	11/11 → 10/18	APS122	Intake pressure sensor	A3	OE 8942012230	
			SAC105	Camshaft sensor	B2	OE 9091905060	
		11/08 → 10/18	MWSS172	ABS sensor	D1	OE 8954302060; Position: left front	
			MWSS173	ABS sensor	D1	OE 8954202060; Position: right front	
			SPA162	Coolant temperature sensor	E3	OE 8942206010	
2.0 D-4D (ADT270_)	91	11/11 → 10/18	SAG267	Crankshaft sensor	B3	OE 9091905064	
			SPS018	Exhaust gas pressure sensor	C2	OE 89480-12040	
			MWSS172	ABS sensor	D1	OE 8954302060; Position: left front	
			MWSS173	ABS sensor	D1	OE 8954202060; Position: right front	
			SPA162	Coolant temperature sensor	E3	OE 8942206010	
	93	11/08 → 10/18	SAC078	Camshaft sensor	B2	OE 9091905029	
			SAG267	Crankshaft sensor	B3	OE 9091905064	
			SPS018	Exhaust gas pressure sensor	C2	OE 89480-12040	
			MWSS172	ABS sensor	D1	OE 8954302060; Position: left front	
			MWSS173	ABS sensor	D1	OE 8954202060; Position: right front	
SPA162	Coolant temperature sensor	E3	OE 8942206010				
AVENSIS VERSO (M2)							
2.0 D (CLM20_)	85	08/01 → 08/05	SAC066	Camshaft sensor	B2	OE 9008019009	
			SAG283	Crankshaft sensor	B3	OE 9091905042	
			SPA168	Coolant temperature sensor	E3	OE 8942220010	
AYGO (B1)							
1.0 (KGB10_)	50	07/05 → 05/14	APS75	Intake pressure sensor	A3	OE 8942152010	
			SAD025	Knock sensor	B1	OE 896150H010	
			SAC091	Camshaft sensor	B2	OE 90919W5001	
			SAG152	Crankshaft sensor	B3	OE 9091905062	
			SAG282	Crankshaft sensor	B3	OE 8941370010	
		07/05 → 02/12	MWSS015	ABS sensor	D1	OE 895420H010; Position: front axle left and right	
			MWSS016	ABS sensor	D1	OE 895440H010; Position: rear axle left and right	
		03/12 → 05/14	MWSS151	ABS sensor	D1	OE 895420H020; Position: front axle left and right	
			MWSS152	ABS sensor	D1	OE 895440H020; Position: rear axle left and right	
			SPA162	Coolant temperature sensor	E3	OE 8942206010	
1.0 (KGB10_)	50	07/05 → 05/14	SPA162	Coolant temperature sensor	E3	OE 8942206010	

	kW			DESCRIPTION	TYPE	
TOYOTA						
AYGO (_B1_)						
1.4 HDi (WNB10_)	40	07/05 → 08/1	ATS22	Air temperature sensor	A1	OE SU00100647
			APS112	Intake pressure sensor	A3	OE SU00100645
			SAC100	Camshaft sensor	B2	OE SU00100641
			SAG167	Crankshaft sensor	B3	OE SU00100873
			MWSS015	ABS sensor	D1	OE 895420H010; Position: front axle left and right
			MWSS016	ABS sensor	D1	OE 895440H010; Position: rear axle left and right
			SPA172	Coolant temperature sensor	E3	OE SU00100639
			SA118	Oil pressure switches	F1	OE 8353002040
AYGO (_B4_)						
1.0 (KGB40)	51	05/14 →	SAD025	Knock sensor	B1	OE 896150H010
			SAC091	Camshaft sensor	B2	OE 90919W5001
			MWSS151	ABS sensor	D1	OE 895420H020; Position: front axle left and right
			MWSS152	ABS sensor	D1	OE 895440H020; Position: rear axle left and right
CELICA Coupé (_T23_)						
1.8 16V VT-i (ZZT230_)	105	08/99 → 07/05	SAC060	Camshaft sensor	B2	OE 9008019014
			SAG259	Crankshaft sensor	B3	OE 90080-19013
			SPA168	Coolant temperature sensor	E3	OE 8942220010
COROLLA (_E12_)						
1.4 D (NDE120_)	66	07/04 → 02/07	SAC078	Camshaft sensor	B2	OE 9091905029
			SAC094	Camshaft sensor	B2	OE 9008019026
			SAG212	Crankshaft sensor	B3	OE 1931178060
1.4 D (NDE120_)	66	07/04 → 02/07	SPA162	Coolant temperature sensor	E3	OE 8942206010
1.4 VVT-i (ZZE120_)	71	11/01 → 02/07	SAG259	Crankshaft sensor	B3	OE 90080-19013
			MWSS140	ABS sensor	D1	OE 8954402010; Position: rear axle left and right
			SPA168	Coolant temperature sensor	E3	OE 8942220010
1.6 VVT-i (ZZE121_)	81	01/02 → 12/06	SAC060	Camshaft sensor	B2	OE 9008019014
			SAG259	Crankshaft sensor	B3	OE 90080-19013
			MWSS140	ABS sensor	D1	OE 8954402010; Position: rear axle left and right
			SPA168	Coolant temperature sensor	E3	OE 8942220010
2.0 D-4D (CDE120_)	66	01/02 → 12/06	SAC066	Camshaft sensor	B2	OE 9008019009
			SAG283	Crankshaft sensor	B3	OE 9091905042
			MWSS140	ABS sensor	D1	OE 8954402010; Position: rear axle left and right
			SPA168	Coolant temperature sensor	E3	OE 8942220010
2.0 D-4D (CDE120R_, CDE120L_)	81	01/02 → 12/06	SAC066	Camshaft sensor	B2	OE 9008019009
			SAG283	Crankshaft sensor	B3	OE 9091905042
			MWSS140	ABS sensor	D1	OE 8954402010; Position: rear axle left and right
			SPA168	Coolant temperature sensor	E3	OE 8942220010
	85	05/03 → 02/07	SAC066	Camshaft sensor	B2	OE 9008019009
			SAG283	Crankshaft sensor	B3	OE 9091905042
			MWSS140	ABS sensor	D1	OE 8954402010; Position: rear axle left and right
			SPA168	Coolant temperature sensor	E3	OE 8942220010
COROLLA Compact (_E11_)						
1.4 (ZZE111_)	71	10/99 → 01/02	SVF015	Throttle position sensors	A2	OE 8945205010
			SAG259	Crankshaft sensor	B3	OE 90080-19013
			SPA188	Coolant temperature sensor	E3	OE 8942216010

	KW			DESCRIPTION	TYPE	
TOYOTA						
COROLLA Compact (E11_)						
1.6 (ZZE112_)	81	10/99 → 10/01	SAC060	Camshaft sensor	B2	OE 9008019014
			SAG259	Crankshaft sensor	B3	OE 90080-19013
			SPA168	Coolant temperature sensor	E3	OE 8942220010
			SPA188	Coolant temperature sensor	E3	OE 8942216010
COROLLA Liftback (E11_)						
1.4 (ZZE111_)	71	10/99 → 01/02	SVF015	Throttle position sensors	A2	OE 8945205010
			SAG259	Crankshaft sensor	B3	OE 90080-19013
			SPA188	Coolant temperature sensor	E3	OE 8942216010
1.6 (ZZE112_)	81	02/00 → 01/02	SAC060	Camshaft sensor	B2	OE 9008019014
			SAG259	Crankshaft sensor	B3	OE 90080-19013
			SPA168	Coolant temperature sensor	E3	OE 8942220010
			SPA188	Coolant temperature sensor	E3	OE 8942216010
COROLLA Station wagon (E12_)						
1.4 D4-D (NDE120_)	66	06/04 → 10/07	SAC078	Camshaft sensor	B2	OE 9091905029
			SAC094	Camshaft sensor	B2	OE 9008019026
			SAG212	Crankshaft sensor	B3	OE 1931178060
			MWSS138	ABS sensor	D1	OE 8954302040; Position: left front
			MWSS139	ABS sensor	D1	OE 8954202040; Position: right front
			SPA162	Coolant temperature sensor	E3	OE 8942206010
1.4 VVT-i (ZZE120_)	71	01/02 → 02/07	SAG259	Crankshaft sensor	B3	OE 90080-19013
		06/04 → 02/07	MWSS138	ABS sensor	D1	OE 8954302040; Position: left front
			MWSS139	ABS sensor	D1	OE 8954202040; Position: right front
1.6 VVT-i (ZZE121_)	81	01/02 → 08/07	SAC060	Camshaft sensor	B2	OE 9008019014
			SAG259	Crankshaft sensor	B3	OE 90080-19013
		06/04 → 08/07	MWSS138	ABS sensor	D1	OE 8954302040; Position: left front
			MWSS139	ABS sensor	D1	OE 8954202040; Position: right front
2.0 D-4D (CDE120_)	66	01/02 → 02/07	SAC066	Camshaft sensor	B2	OE 9008019009
			SAG283	Crankshaft sensor	B3	OE 9091905042
		06/04 → 02/07	MWSS138	ABS sensor	D1	OE 8954302040; Position: left front
			MWSS139	ABS sensor	D1	OE 8954202040; Position: right front
		01/02 → 02/07	SPA168	Coolant temperature sensor	E3	OE 8942220010
COROLLA Tre volumi (E12_)						
1.4 VVT-i (ZZE120_)	71	10/01 → 10/06	SAG259	Crankshaft sensor	B3	OE 90080-19013
		06/04 → 10/06	MWSS138	ABS sensor	D1	OE 8954302040; Position: left front
			MWSS139	ABS sensor	D1	OE 8954202040; Position: right front
1.6 VVT-i (ZZE121_)	81	10/01 → 10/06	SPA168	Coolant temperature sensor	E3	OE 8942220010
		10/01 → 03/08	SAC060	Camshaft sensor	B2	OE 9008019014
			SAG259	Crankshaft sensor	B3	OE 90080-19013
		06/04 → 03/08	MWSS138	ABS sensor	D1	OE 8954302040; Position: left front
			MWSS139	ABS sensor	D1	OE 8954202040; Position: right front
		10/01 → 03/08	SPA168	Coolant temperature sensor	E3	OE 8942220010
COROLLA Tre volumi (E15_)						
1.6 (ZRE151)	97	11/06 → 11/13	APS122	Intake pressure sensor	A3	OE 8942012230
			SAC105	Camshaft sensor	B2	OE 9091905060
			SAG269	Crankshaft sensor	B3	OE 8941322010
			SPA162	Coolant temperature sensor	E3	OE 8942206010
COROLLA Verso (E12_)						
1.6 VVT-i (ZZE121_)	81	08/01 → 05/04	SAC060	Camshaft sensor	B2	OE 9008019014
			SAG259	Crankshaft sensor	B3	OE 90080-19013
			SPA168	Coolant temperature sensor	E3	OE 8942220010
1.8 VVT-i (ZZE122_)	99	12/01 → 05/04	SAC060	Camshaft sensor	B2	OE 9008019014
			SAG259	Crankshaft sensor	B3	OE 90080-19013
			SPA168	Coolant temperature sensor	E3	OE 8942220010





	kw			DESCRIPTION	TYPE	
TOYOTA						
COROLLA Verso (E12_)						
2.0 D-4D (CDE120_)	66	01/02 → 05/04	SAC066	Camshaft sensor	B2	OE 9008019009
			SAG283	Crankshaft sensor	B3	OE 9091905042
			SPA168	Coolant temperature sensor	E3	OE 8942220010
COROLLA Verso (ZER_, ZZE12_, R1_)						
1.6 (ZNR10_)	81	04/04 → 03/09	SAC060	Camshaft sensor	B2	OE 9008019014
			SAG259	Crankshaft sensor	B3	OE 90080-19013
			MWSS138	ABS sensor	D1	OE 8954302040; Position: left front
			MWSS139	ABS sensor	D1	OE 8954202040; Position: right front
			MWSS140	ABS sensor	D1	OE 8954402010; Position: rear axle left and right
			SPA168	Coolant temperature sensor	E3	OE 8942220010
1.8 (ZNR11_)	95	04/04 → 03/09	SAC060	Camshaft sensor	B2	OE 9008019014
			SAG259	Crankshaft sensor	B3	OE 90080-19013
			MWSS138	ABS sensor	D1	OE 8954302040; Position: left front
			MWSS139	ABS sensor	D1	OE 8954202040; Position: right front
			MWSS140	ABS sensor	D1	OE 8954402010; Position: rear axle left and right
			SPA168	Coolant temperature sensor	E3	OE 8942220010
2.0 D-4D (CUR10_)	85	04/04 → 03/09	SAC066	Camshaft sensor	B2	OE 9008019009
			SAG283	Crankshaft sensor	B3	OE 9091905042
			MWSS138	ABS sensor	D1	OE 8954302040; Position: left front
			MWSS139	ABS sensor	D1	OE 8954202040; Position: right front
			MWSS140	ABS sensor	D1	OE 8954402010; Position: rear axle left and right
			SPA168	Coolant temperature sensor	E3	OE 8942220010
2.2 D-4D (AUR10_)	130	10/05 → 03/09	SAC078	Camshaft sensor	B2	OE 9091905029
			SAG267	Crankshaft sensor	B3	OE 9091905064
			MWSS138	ABS sensor	D1	OE 8954302040; Position: left front
			MWSS139	ABS sensor	D1	OE 8954202040; Position: right front
			MWSS140	ABS sensor	D1	OE 8954402010; Position: rear axle left and right
			SPA162	Coolant temperature sensor	E3	OE 8942206010
	100	10/05 → 03/09	SAC078	Camshaft sensor	B2	OE 9091905029
			SAG267	Crankshaft sensor	B3	OE 9091905064
			MWSS138	ABS sensor	D1	OE 8954302040; Position: left front
			MWSS139	ABS sensor	D1	OE 8954202040; Position: right front
			MWSS140	ABS sensor	D1	OE 8954402010; Position: rear axle left and right
			SPA162	Coolant temperature sensor	E3	OE 8942206010
GT 86 Coupé (ZN6_)						
2.0 (ZN6AC_, ZN6BC_)	147	03/12 →	SPA185	Coolant temperature sensor	E3	OE SU003-00420
HIACE IV Furgonato (LXH1_, RZH1_, LH1_)						
2.5 D-4D (KLH12_, KLH22_)	65	11/01 → 08/06	SAG092	Crankshaft sensor	B3	OE 9091905020
			SPA168	Coolant temperature sensor	E3	OE 8942220010
			SPA188	Coolant temperature sensor	E3	OE 8942216010
HILUX VI Pick-up (N1_)						
2.4 TD 4WD (LN165_, LN170_, LN190_)	66	08/98 → 01/02	SPA168	Coolant temperature sensor	E3	OE 8942220010
			SAA110	Oil pressure switches	F1	OE 8353030010
HILUX VII Pick-up (N1_, N2_, N3_)						
2.5 D 4WD (KUN25)	75	03/05 → 05/15	SAC055	Camshaft sensor	B2	OE 8941150010
			SAG046	Crankshaft sensor	B3	OE 9091905025
		07/11 → 05/15	SPS016	Exhaust gas pressure sensor	C2	OE 89480-42020
		03/05 → 05/15	SPA162	Coolant temperature sensor	E3	OE 8942206010
2.5 D-4D 4WD (KUN25, KUN10)	106	12/07 → 05/15	SPS016	Exhaust gas pressure sensor	C2	OE 89480-42020
			SPA162	Coolant temperature sensor	E3	OE 8942206010

	KW			DESCRIPTION	TYPE		
TOYOTA							
HILUX VII Pick-up (_N1_, _N2_, _N3_)							
3.0 D-4D 4WD (KUN26)	126	08/05 → 05/15	SAC055	Camshaft sensor	B2	OE 8941150010	
		07/11 → 05/15	SPS016	Exhaust gas pressure sensor	C2	OE 89480-42020	
		08/05 → 05/15	SPA162	Coolant temperature sensor	E3	OE 8942206010	
HILUX VIII Pick-up (_N1_)							
2.4 D 4WD (GUN125_)	110	05/15 →	SAC105	Camshaft sensor	B2	OE 9091905060	
IQ (_J1_)							
1.0 (KGJ10_)	50	01/09 → 12/15	APS75	Intake pressure sensor	A3	OE 8942152010	
			SAD025	Knock sensor	B1	OE 896150H010	
			SAC086	Camshaft sensor	B2	OE 9091905024	
			SAG152	Crankshaft sensor	B3	OE 9091905062	
			SPA162	Coolant temperature sensor	E3	OE 8942206010	
LAND CRUISER 100 (_J1_)							
4.2 TD (HDJ100_, HDJ100)	150	01/98 → 08/07	SPA168	Coolant temperature sensor	E3	OE 8942220010	
LAND CRUISER 90 (_J9_)							
3.0 D-4D 4WD (KDJ90_, KDJ95_)	120	08/00 → 08/02	SAC055	Camshaft sensor	B2	OE 8941150010	
			SAG092	Crankshaft sensor	B3	OE 9091905020	
			SPA168	Coolant temperature sensor	E3	OE 8942220010	
LAND CRUISER PRADO (_J12_)							
3.0 D-4D (KDJ120, KDJ125)	120	09/02 → 08/09	SAC055	Camshaft sensor	B2	OE 8941150010	
			SAG092	Crankshaft sensor	B3	OE 9091905020	
			SPA162	Coolant temperature sensor	E3	OE 8942206010	
			SPA168	Coolant temperature sensor	E3	OE 8942220010	
	122	07/04 → 08/09	SAG092	Crankshaft sensor	B3	OE 9091905020	
			SPA162	Coolant temperature sensor	E3	OE 8942206010	
			SPA168	Coolant temperature sensor	E3	OE 8942220010	
	127	09/02 → 12/10	SAC055	Camshaft sensor	B2	OE 8941150010	
			SPA162	Coolant temperature sensor	E3	OE 8942206010	
			SPA168	Coolant temperature sensor	E3	OE 8942220010	
	LAND CRUISER PRADO (_J15_)						
	2.8 D-4D (GDJ150_, GDJ155_)	130	06/15 →	SAC105	Camshaft sensor	B2	OE 9091905060
3.0 D-4D (KDJ155_, KDJ150_)	140	08/09 →	SPS016	Exhaust gas pressure sensor	C2	OE 89480-42020	
			SPA162	Coolant temperature sensor	E3	OE 8942206010	
MR 2 III (ZZW3_)							
1.8 16V VT-i (ZZW30)	103	10/99 → 06/07	SAC060	Camshaft sensor	B2	OE 9008019014	
			SAG259	Crankshaft sensor	B3	OE 90080-19013	
			SPA168	Coolant temperature sensor	E3	OE 8942220010	
PICNIC (_XM1_)							
2.0 16V (SXM10_)	94	08/96 → 09/00	SAC053	Camshaft sensor	B2	OE 1930003010	
PREVIA (_R3_)							
2.0 D-4D (CLR30_)	85	03/01 → 01/06	SAC066	Camshaft sensor	B2	OE 9008019009	
			SAG212	Crankshaft sensor	B3	OE 1931178060	
			SPA168	Coolant temperature sensor	E3	OE 8942220010	
2.4 (ACR30)	115	02/00 → 02/06	SAC060	Camshaft sensor	B2	OE 9008019014	
			SAG123	Crankshaft sensor	B3	OE 9008019024	
			SPA162	Coolant temperature sensor	E3	OE 8942206010	
			SPA168	Coolant temperature sensor	E3	OE 8942220010	
			SAA111	Oil pressure switches	F1	OE 8353002030	
PRIUS (_W3_)							
1.8 Hybrid (ZVW3_)	73	06/08 →	APS75	Intake pressure sensor	A3	OE 8942152010	
			APS119	Intake pressure sensor	A3	OE 8942147010	
			SAC105	Camshaft sensor	B2	OE 9091905060	
			SPA162	Coolant temperature sensor	E3	OE 8942206010	
PRIUS (_W5_)							
1.8 Hybrid (ZVW50_, ZVW51_)	72	09/15 →	SAC105	Camshaft sensor	B2	OE 9091905060	

	kW			DESCRIPTION	TYPE	
TOYOTA						
PRIUS 2 volumi /Coda spiovente (_W2_)						
1.5 Hybrid (NHW20_)	57	09/03 → 12/09	SAC086	Camshaft sensor	B2	OE 9091905024
			SAG136	Crankshaft sensor	B3	OE 9091905045
			SPA162	Coolant temperature sensor	E3	OE 8942206010
PRIUS PLUS (_W4_)						
1.8 Hybrid (ZVW40W, ZVW41W)	73	05/11 →	APS119	Intake pressure sensor	A3	OE 8942147010
			SAC105	Camshaft sensor	B2	OE 9091905060
			SPA162	Coolant temperature sensor	E3	OE 8942206010
RAV 4 I (_A1_)						
2.0 4WD (SXA10)	95	06/94 → 06/00	SAC053	Camshaft sensor	B2	OE 1930003010
RAV 4 I Cabrio (_A1_)						
2.0 4WD (SXA11)	94	12/97 → 06/00	SAC053	Camshaft sensor	B2	OE 1930003010
RAV 4 II (_A2_)						
1.8 (ZCA25_, ZCA26_)	92	08/00 → 11/05	SAC060	Camshaft sensor	B2	OE 9008019014
			SAG259	Crankshaft sensor	B3	OE 90080-19013
			SPA168	Coolant temperature sensor	E3	OE 8942220010
2.0 4WD (ACA21, ACA20))	110	05/00 → 11/05	SAC060	Camshaft sensor	B2	OE 9008019014
			SAG123	Crankshaft sensor	B3	OE 9008019024
			SPA162	Coolant temperature sensor	E3	OE 8942206010
			SPA168	Coolant temperature sensor	E3	OE 8942220010
2.0 D 4WD (CLA20_, CLA21_)	85	05/01 → 11/05	SAC066	Camshaft sensor	B2	OE 9008019009
			SAG123	Crankshaft sensor	B3	OE 9008019024
		05/01 → 07/03	SAG283	Crankshaft sensor	B3	OE 9091905042
		05/01 → 11/05	SPA168	Coolant temperature sensor	E3	OE 8942220010
RAV 4 III (_A3_)						
2.0 (ZSA35_)	116	12/08 → 06/13	APS122	Intake pressure sensor	A3	OE 8942012230
			SAC105	Camshaft sensor	B2	OE 9091905060
			SPA162	Coolant temperature sensor	E3	OE 8942206010
2.0 4WD (ACA30_)	112	02/06 → 06/13	SAC060	Camshaft sensor	B2	OE 9008019014
			SAG123	Crankshaft sensor	B3	OE 9008019024
			SPA162	Coolant temperature sensor	E3	OE 8942206010
2.0 4WD (ZSA30_)	116	12/08 → 06/13	APS122	Intake pressure sensor	A3	OE 8942012230
			SAC105	Camshaft sensor	B2	OE 9091905060
			SPA162	Coolant temperature sensor	E3	OE 8942206010
2.2 D (ALA35_)	110	12/08 → 06/13	SAG267	Crankshaft sensor	B3	OE 9091905064
			SPS016	Exhaust gas pressure sensor	C2	OE 89480-42020
			SPA162	Coolant temperature sensor	E3	OE 8942206010
2.2 D 4WD (ALA30_)	100	02/06 → 12/12	SAC078	Camshaft sensor	B2	OE 9091905029
			SAG267	Crankshaft sensor	B3	OE 9091905064
		12/08 → 12/12	SPS016	Exhaust gas pressure sensor	C2	OE 89480-42020
	130	02/06 → 12/12	SPA162	Coolant temperature sensor	E3	OE 8942206010
			02/06 → 06/13	SAC078	Camshaft sensor	B2
		12/08 → 06/13	SAG267	Crankshaft sensor	B3	OE 9091905064
110	02/06 → 06/13	SPS016	Exhaust gas pressure sensor	C2	OE 89480-42020	
		12/08 → 06/13	SPA162	Coolant temperature sensor	E3	OE 8942206010
	12/08 → 06/13	SAG267	Crankshaft sensor	B3	OE 9091905064	
		12/08 → 06/13	SPS016	Exhaust gas pressure sensor	C2	OE 89480-42020
		12/08 → 06/13	SPA162	Coolant temperature sensor	E3	OE 8942206010
RAV 4 IV (_A4_)						
2.0 4WD (ZSA44_)	111	12/12 →	SPA162	Coolant temperature sensor	E3	OE 8942206010
			SAG267	Crankshaft sensor	B3	OE 9091905064
2.0 D (ALA40_)	91	12/12 → 11/18	SPS016	Exhaust gas pressure sensor	C2	OE 89480-42020
			SPA162	Coolant temperature sensor	E3	OE 8942206010
2.0 D (WWA42_)	105	10/15 → 11/18	SPA186	Coolant temperature sensor	E3	OE 89422WA010
2.2 D 4WD (ALA49)	110	12/12 →	SAG267	Crankshaft sensor	B3	OE 9091905064
			SPS016	Exhaust gas pressure sensor	C2	OE 89480-42020

	KW			DESCRIPTION	TYPE	
TOYOTA						
RAV 4 IV (_A4_)						
2.2 D 4WD (ALA49)	110	12/12 →	SPA162	Coolant temperature sensor	E3	OE 8942206010
2.5 Hybrid (AVA42_ , AVA44_)	114	10/15 → 11/18	SAC105	Camshaft sensor	B2	OE 9091905060
2.5 Hybrid 4WD (AVA44_)	114	10/15 → 12/18	SAC105	Camshaft sensor	B2	OE 9091905060
URBAN CRUISER (_P1_)						
1.4 D-4D 4WD (NLP115_)	66	01/09 → 04/14	SAC078	Camshaft sensor	B2	OE 9091905029
			SAG212	Crankshaft sensor	B3	OE 1931178060
			SPS016	Exhaust gas pressure sensor	C2	OE 89480-42020
			SPA162	Coolant temperature sensor	E3	OE 8942206010
VERSO (_R2_)						
1.6 (ZGR20_)	97	04/09 → 08/18	APS122	Intake pressure sensor	A3	OE 8942012230
			SAC105	Camshaft sensor	B2	OE 9091905060
			MWSS172	ABS sensor	D1	OE 8954302060; Position: left front
			MWSS173	ABS sensor	D1	OE 8954202060; Position: right front
1.6 D4-D (WAR20_)	82	11/13 → 08/18	APS116	Intake pressure sensor	A3	OE 89420-WA010
			MWSS172	ABS sensor	D1	OE 8954302060; Position: left front
			MWSS173	ABS sensor	D1	OE 8954202060; Position: right front
			SPA186	Coolant temperature sensor	E3	OE 89422WA010
1.8 (ZGR21_)	108	04/09 → 08/18	APS122	Intake pressure sensor	A3	OE 8942012230
			SAC105	Camshaft sensor	B2	OE 9091905060
			MWSS172	ABS sensor	D1	OE 8954302060; Position: left front
			MWSS173	ABS sensor	D1	OE 8954202060; Position: right front
2.0 D-4D (AUR20_)	93	04/09 → 08/18	SPA162	Coolant temperature sensor	E3	OE 8942206010
			SAC078	Camshaft sensor	B2	OE 9091905029
			SAG267	Crankshaft sensor	B3	OE 9091905064
			SPS018	Exhaust gas pressure sensor	C2	OE 89480-12040
			MWSS172	ABS sensor	D1	OE 8954302060; Position: left front
			MWSS173	ABS sensor	D1	OE 8954202060; Position: right front
	91	11/12 → 08/18	SPA162	Coolant temperature sensor	E3	OE 8942206010
			SAG267	Crankshaft sensor	B3	OE 9091905064
			SPS018	Exhaust gas pressure sensor	C2	OE 89480-12040
			MWSS172	ABS sensor	D1	OE 8954302060; Position: left front
MWSS173	ABS sensor	D1	OE 8954202060; Position: right front			
VERSO S (_P12_)						
1.33 (NSP120_)	73	11/10 → 10/16	APS122	Intake pressure sensor	A3	OE 8942012230
			SAC105	Camshaft sensor	B2	OE 9091905060
			SPA162	Coolant temperature sensor	E3	OE 8942206010
YARIS (_P1_)						
1.0 (SCP10_)	50	04/99 → 09/05	SAC086	Camshaft sensor	B2	OE 9091905024
			SAG258	Crankshaft sensor	B3	OE 9091905043
		01/01 → 08/05	MWSS088	ABS sensor	D1	OE 895430D010; Position: left front
			MWSS089	ABS sensor	D1	OE 895420D010; Position: right front
	48	03/03 → 09/05	SPA188	Coolant temperature sensor	E3	OE 8942216010
			SAD028	Knock sensor	B1	OE 8961505010
			SAC065	Camshaft sensor	B2	OE 9008019020
			SAG258	Crankshaft sensor	B3	OE 9091905043
		03/03 → 08/05	SAG273	Crankshaft sensor	B3	OE 89413-52030
			MWSS088	ABS sensor	D1	OE 895430D010; Position: left front
03/03 → 09/05	MWSS089	ABS sensor	D1	OE 895420D010; Position: right front		
	SPA188	Coolant temperature sensor	E3	OE 8942216010		
1.3 (NCP10_ , SCP12_)	63	11/99 → 10/05	SAC086	Camshaft sensor	B2	OE 9091905024
			SAG136	Crankshaft sensor	B3	OE 9091905045
			SPA188	Coolant temperature sensor	E3	OE 8942216010
1.3 (SCP12_ , NCP10_ , SCP13_)	64	04/02 → 09/05	SAC065	Camshaft sensor	B2	OE 9008019020
			SAG258	Crankshaft sensor	B3	OE 9091905043

	KW			DESCRIPTION	TYPE	
TOYOTA						
YARIS (_P1_)						
1.3 (SCP12_, NCP10_, SCP13_)	64	04/02 → 08/05	MWSS088	ABS sensor	D1	OE 895430D010; Position: left front
			MWSS089	ABS sensor	D1	OE 895420D010; Position: right front
1.4 D-4D (NLP10_)	55	04/02 → 09/05	SPA188	Coolant temperature sensor	E3	OE 8942216010
			SAC094	Camshaft sensor	B2	OE 9008019026
		10/01 → 09/05	SAG212	Crankshaft sensor	B3	OE 1931178060
			MWSS088	ABS sensor	D1	OE 895430D010; Position: left front
		02/03 → 09/05	MWSS089	ABS sensor	D1	OE 895420D010; Position: right front
			SPA168	Coolant temperature sensor	E3	OE 8942220010
		10/01 → 09/05	SPA188	Coolant temperature sensor	E3	OE 8942216010
			APS134	Fuel pressure sensor	F2	
1.5 (NCP13_)	78	04/01 → 09/05	SAC086	Camshaft sensor	B2	OE 9091905024
			SAG136	Crankshaft sensor	B3	OE 9091905045
			SPA188	Coolant temperature sensor	E3	OE 8942216010
YARIS (_P13_)						
1.0 (KSP130_)	51	12/10 →	APS75	Intake pressure sensor	A3	OE 8942152010
			SAD025	Knock sensor	B1	OE 896150H010
			SAC091	Camshaft sensor	B2	OE 90919W5001
			SAG282	Crankshaft sensor	B3	OE 8941370010
			SPA162	Coolant temperature sensor	E3	OE 8942206010
1.3 (NSP130_)	73	09/11 →	APS122	Intake pressure sensor	A3	OE 8942012230
			SAC105	Camshaft sensor	B2	OE 9091905060
			SPA162	Coolant temperature sensor	E3	OE 8942206010
1.4 D (NLP130_)	66	09/11 →	SAG212	Crankshaft sensor	B3	OE 1931178060
			SAG269	Crankshaft sensor	B3	OE 8941322010
			SPS016	Exhaust gas pressure sensor	C2	OE 89480-42020
			SPA162	Coolant temperature sensor	E3	OE 8942206010
1.5 Hybrid (NHP130_)	55	03/12 →	APS119	Intake pressure sensor	A3	OE 8942147010
			SAC086	Camshaft sensor	B2	OE 9091905024
			SPA162	Coolant temperature sensor	E3	OE 8942206010
	54	04/15 →	SAC086	Camshaft sensor	B2	OE 9091905024
YARIS (_P9_)						
1.0 VVT-i (KSP90_)	51	08/05 → 12/11	APS75	Intake pressure sensor	A3	OE 8942152010
			SAD025	Knock sensor	B1	OE 896150H010
			SAC091	Camshaft sensor	B2	OE 90919W5001
			SAG152	Crankshaft sensor	B3	OE 9091905062
			SAG282	Crankshaft sensor	B3	OE 8941370010
	01/06 → 08/11	MWSS090	ABS sensor	D1	OE 895440D010; Position: rear axle left and right	
	01/06 → 08/11	MWSS134	ABS sensor	D1	OE 895430D020; Position: left front	
		MWSS195	ABS sensor	D1	OE 895420D020; Position: right front	
08/05 → 12/11	SPA162	Coolant temperature sensor	E3	OE 8942206010		
1.3 VVT-i (SCP90_)	64	08/05 → 11/10	SAC065	Camshaft sensor	B2	OE 9008019020
			SAG258	Crankshaft sensor	B3	OE 9091905043
	01/06 → 11/10	MWSS090	ABS sensor	D1	OE 895440D010; Position: rear axle left and right	
		MWSS134	ABS sensor	D1	OE 895430D020; Position: left front	
	01/06 → 11/10	MWSS195	ABS sensor	D1	OE 895420D020; Position: right front	
		SPA162	Coolant temperature sensor	E3	OE 8942206010	
1.33 VVT-i (NSP90_)	73	07/10 → 05/11	APS122	Intake pressure sensor	A3	OE 8942012230
			SAC105	Camshaft sensor	B2	OE 9091905060
			SAG269	Crankshaft sensor	B3	OE 8941322010
			MWSS134	ABS sensor	D1	OE 895430D020; Position: left front
			MWSS195	ABS sensor	D1	OE 895420D020; Position: right front
			SPA162	Coolant temperature sensor	E3	OE 8942206010

	KW			DESCRIPTION	TYPE	
TOYOTA						
YARIS (P9)						
1.33 VVT-i (NSP90_)	74	11/08 → 12/11	APS122	Intake pressure sensor	A3	OE 8942012230
			SAC105	Camshaft sensor	B2	OE 9091905060
			SAG269	Crankshaft sensor	B3	OE 8941322010
			MWSS090	ABS sensor	D1	OE 895440D010; Position: rear axle left and right
			SPA162	Coolant temperature sensor	E3	OE 8942206010
1.4 D-4D (NLP90_)	66	08/05 → 12/12	SAC078	Camshaft sensor	B2	OE 9091905029
			SAC094	Camshaft sensor	B2	OE 9008019026
			SAG212	Crankshaft sensor	B3	OE 1931178060
			SAG269	Crankshaft sensor	B3	OE 8941322010
			SPS016	Exhaust gas pressure sensor	C2	OE 89480-42020
			01/06 → 08/1	MWSS090	ABS sensor	D1
	MWSS134	ABS sensor		D1	OE 895430D020; Position: left front	
			08/05 → 12/12	MWSS195	ABS sensor	D1
			SPA162	Coolant temperature sensor	E3	OE 8942206010
YARIS VERSO (P2)						
1.3 (NCP20_, NCP22_)	63	08/99 → 10/02	SAC086	Camshaft sensor	B2	OE 9091905024
			SAG136	Crankshaft sensor	B3	OE 9091905045
			SPA188	Coolant temperature sensor	E3	OE 8942216010
	62	11/02 → 09/05	SAC086	Camshaft sensor	B2	OE 9091905024
			SAG136	Crankshaft sensor	B3	OE 9091905045
			SPA188	Coolant temperature sensor	E3	OE 8942216010
VAUXHALL						
ADAM (M13)						
1.2	51	10/12 →	APS100	Intake pressure sensor	A3	
			SAD025	Knock sensor	B1	OE 25201064
		04/13 →	MWSS098	ABS sensor	D1	OE 13381153; Position: front axle left and right
		10/12 →	SAA103	Oil pressure switches	F1	OE 90534902
1.4	64	04/13 →	APS100	Intake pressure sensor	A3	
		10/12 →	SAD025	Knock sensor	B1	OE 25201064
		04/13 →	MWSS098	ABS sensor	D1	OE 13381153; Position: front axle left and right
		10/12 →	SAA103	Oil pressure switches	F1	OE 90534902
AGILA Mk I (A) (H00)						
1.2 16V	55	09/00 → 03/08	SAD026	Knock sensor	B1	OE 90543510
			SAC121	Camshaft sensor	B2	
			SAG019	Crankshaft sensor	B3	
			SPA103	Coolant temperature sensor	E3	OE 55599958
			SAA103	Oil pressure switches	F1	OE 90534902
AGILA Mk II (B) (H08)						
1.2 i 16V	63	01/08 → 11/14	APS111	Intake pressure sensor	A3	
	69	01/08 → 11/14	APS111	Intake pressure sensor	A3	
ANTARA (L07)						
2.2 CDTi 4x4	120	12/10 →	SPA103	Coolant temperature sensor	E3	OE 55599958
ASTRA Mk II 2 volumi /Coda spiovente (T85)						
1.8 GTE	82	09/84 → 08/91	SVF012	Throttle position sensors	A2	
			SAG093	Crankshaft sensor	B3	OE 6238313
2.0 GTE	95	09/86 → 08/91	SVF012	Throttle position sensors	A2	
			SAG093	Crankshaft sensor	B3	OE 6238313

	kW			DESCRIPTION	TYPE	
VAUXHALL						
ASTRA Mk II Belmont (T85)						
1.8	82	01/86 → 12/90	SVF012	Throttle position sensors	A2	
			SAG093	Crankshaft sensor	B3	OE 6238313
1.8 i	85	09/85 → 08/91	SVF012	Throttle position sensors	A2	
			SAG093	Crankshaft sensor	B3	OE 6238313
ASTRA Mk III (F) 2 volumi /Coda spiovente (T92)						
1.8 i 16V	92	09/94 → 02/98	SAC046	Camshaft sensor	B2	WITH CABLE
			SAC061	Camshaft sensor	B2	OE 24445139; Without cable
	85	09/94 → 02/98	SAC046	Camshaft sensor	B2	WITH CABLE
			SAC061	Camshaft sensor	B2	OE 24445139; Without cable
2.0 i	85	09/91 → 02/98	SAG093	Crankshaft sensor	B3	OE 6238313
2.0 i 16V	100	01/94 → 02/98	SAC046	Camshaft sensor	B2	WITH CABLE
			SAC061	Camshaft sensor	B2	OE 24445139; Without cable
			SAG107	Crankshaft sensor	B3	OE 90506103; Cable length: 820; Assembly depth [mm]: 24 - Number of poles: 3
ASTRA Mk III (F) Cabriolet (T92)						
1.8 16V	85	11/94 → 03/01	SAC046	Camshaft sensor	B2	WITH CABLE
			SAC061	Camshaft sensor	B2	OE 24445139; Without cable
			SAG107	Crankshaft sensor	B3	
2.0 i	85	03/93 → 10/94	SAG093	Crankshaft sensor	B3	OE 6238313
ASTRA Mk III (F) Station wagon (T92)						
1.8 i 16V	92	09/94 → 02/98	SAC046	Camshaft sensor	B2	WITH CABLE
			SAC061	Camshaft sensor	B2	OE 24445139; Without cable
	85	09/94 → 02/98	SAC046	Camshaft sensor	B2	WITH CABLE
			SAC061	Camshaft sensor	B2	OE 24445139; Without cable
2.0 i	85	09/91 → 02/98	SAG093	Crankshaft sensor	B3	OE 6238313
2.0 i 16V	100	01/94 → 02/98	SAC046	Camshaft sensor	B2	WITH CABLE
			SAC061	Camshaft sensor	B2	OE 24445139; Without cable
			SAG107	Crankshaft sensor	B3	OE 90506103; Cable length: 820; Assembly depth [mm]: 24 - Number of poles: 3
ASTRA Mk III (F) Tre volumi (T92)						
1.8 i 16V	92	06/93 → 10/94	SAC046	Camshaft sensor	B2	WITH CABLE
			SAC061	Camshaft sensor	B2	OE 24445139; Without cable
	85	01/94 → 12/96	SAC046	Camshaft sensor	B2	WITH CABLE
			SAC061	Camshaft sensor	B2	OE 24445139; Without cable
2.0 i	85	03/92 → 09/98	SAG093	Crankshaft sensor	B3	OE 6238313
2.0 i 16V	100	02/95 → 09/98	SAC046	Camshaft sensor	B2	WITH CABLE
			SAC061	Camshaft sensor	B2	OE 24445139; Without cable
			SAG107	Crankshaft sensor	B3	OE 90506103; Cable length: 820; Assembly depth [mm]: 24 - Number of poles: 3
ASTRA Mk IV (G) 2 volumi /Coda spiovente (T98)						
1.4 16V (F08, F48)	66	02/98 → 05/05	ATS17	Air temperature sensor	A1	
			SVF013	Throttle position sensors	A2	
			APS45	Intake pressure sensor	A3	
			SAD027	Knock sensor	B1	
			SAC082	Camshaft sensor	B2	OE 90412795
			SAG020	Crankshaft sensor	B3	OE 10456604
			SAG137	Crankshaft sensor	B3	OE 90520854; Cable length: 580; Number of poles: 3
			SAG276	Crankshaft sensor	B3	OE 90512494; Assembly depth [mm]: 28 - Number of poles: 2
			SPA103	Coolant temperature sensor	E3	OE 55599958
			SAA103	Oil pressure switches	F1	OE 90534902

	KW			DESCRIPTION	TYPE	
VAUXHALL						
ASTRA Mk IV (G) 2 volumi /Coda spiovente (T98)						
1.6 (F08, F48)	55	02/98 → 09/0	SVF014	Throttle position sensors	A2	
			APS45	Intake pressure sensor	A3	
			SAD027	Knock sensor	B1	
			SAG137	Crankshaft sensor	B3	OE 90520854; Cable length: 580; Number of poles: 3
			SAG276	Crankshaft sensor	B3	OE 90512494; Assembly depth [mm]: 28 - Number of poles: 2
			SPA103	Coolant temperature sensor	E3	OE 55599958
	62	09/00 → 05/05	SAD027	Knock sensor	B1	
			SAC063	Camshaft sensor	B2	
			SAG020	Crankshaft sensor	B3	OE 10456604
			SAG276	Crankshaft sensor	B3	
1.6 16V (F08, F48)	74	02/98 → 05/05	ATS17	Air temperature sensor	A1	
			SVF013	Throttle position sensors	A2	
			APS45	Intake pressure sensor	A3	
			SAD027	Knock sensor	B1	
			SAC082	Camshaft sensor	B2	OE 90412795
			SAG020	Crankshaft sensor	B3	OE 10456604
			SAG137	Crankshaft sensor	B3	OE 90520854; Cable length: 580; Number of poles: 3
			SAG276	Crankshaft sensor	B3	OE 90512494; Assembly depth [mm]: 28 - Number of poles: 2
			SPA103	Coolant temperature sensor	E3	OE 55599958
			1.7 CDTI 16V (F08, F48)	59	04/03 → 05/05	APS44
SAC094	Camshaft sensor	B2				
SAG174	Crankshaft sensor	B3				OE 97226992; Cable length: 190; Number of poles: 3
SAG276	Crankshaft sensor	B3				OE 90512494; Assembly depth [mm]: 28 - Number of poles: 2
SPA103	Coolant temperature sensor	E3				OE 55599958
APS53	Fuel pressure sensor	F2				
SAG117	Crankshaft sensor	B3				OE 97180388; Number of poles: 3
1.7 DTI 16V (F08, F48)	55	02/00 → 05/05	SAG276	Crankshaft sensor	B3	OE 90512494; Assembly depth [mm]: 28 - Number of poles: 2
			SPA174	Coolant temperature sensor	E3	OE 12146312
			SAC071	Camshaft sensor	B2	
1.8 16V (F08, F48)	92	09/00 → 05/05	SAG120	Crankshaft sensor	B3	OE 09115115
			SAG276	Crankshaft sensor	B3	
			SPA175	Coolant temperature sensor	E3	
			SAG057	Crankshaft sensor	B3	
2.0 (F08)	147	08/02 → 05/05	SAG057	Crankshaft sensor	B3	
2.0 SRI Turbo (F08)	141	11/01 → 05/05	SAC035	Camshaft sensor	B2	
2.0 SRI Turbo (F08)	141	11/01 → 05/05	SAG057	Crankshaft sensor	B3	OE 93243251; Cable length: 830; Assembly depth [mm]: 24 - Number of poles: 3
ASTRA Mk IV (G) Cabriolet (T98)						
2.0	147	09/02 → 10/05	SAC035	Camshaft sensor	B2	
			SAG057	Crankshaft sensor	B3	
2.0 Turbo	141	03/02 → 10/05	SAC035	Camshaft sensor	B2	
			SAG057	Crankshaft sensor	B3	OE 93243251; Cable length: 830; Assembly depth [mm]: 24 - Number of poles: 3

	kW			DESCRIPTION	TYPE	
VAUXHALL						
ASTRA Mk IV (G) Coupé (T98)						
1.8 16V	92	09/00 → 08/05	SAC071	Camshaft sensor	B2	
			SAG120	Crankshaft sensor	B3	OE 09115115
			SAG276	Crankshaft sensor	B3	
			SPA175	Coolant temperature sensor	E3	
2.0 16V Turbo	140	09/00 → 08/05	SAC035	Camshaft sensor	B2	
			SAG057	Crankshaft sensor	B3	OE 93243251; Cable length: 830; Assembly depth [mm]: 24 - Number of poles: 3
ASTRA Mk IV (G) Station wagon (T98)						
1.6	62	03/98 → 04/04	SAD027	Knock sensor	B1	
			SAC063	Camshaft sensor	B2	
			SAG020	Crankshaft sensor	B3	OE 10456604
			SAG276	Crankshaft sensor	B3	
1.7 DTI 16V	55	02/00 → 05/05	SPA103	Coolant temperature sensor	E3	OE 55599958
			SAG117	Crankshaft sensor	B3	OE 97180388; Number of poles: 3
			SAG276	Crankshaft sensor	B3	OE 90512494; Assembly depth [mm]: 28 - Number of poles: 2
			SPA174	Coolant temperature sensor	E3	OE 12146312
ASTRA Mk V (H) (A04)						
1.4 (L48)	66	01/04 → 05/09	SAD025	Knock sensor	B1	OE 25201064
			SAD026	Knock sensor	B1	OE 90543510
			SAC092	Camshaft sensor	B2	Assembly depth [mm]: 24,2
			SAC121	Camshaft sensor	B2	Assembly depth [mm]: 20,3
			SAG019	Crankshaft sensor	B3	
			SPA103	Coolant temperature sensor	E3	OE 55599958
			SAA103	Oil pressure switches	F1	OE 90534902
1.6 (L48)	77	01/04 → 05/09	APS44	Intake pressure sensor	A3	
			SAG020	Crankshaft sensor	B3	OE 10456604
			SAG276	Crankshaft sensor	B3	
			SPA103	Coolant temperature sensor	E3	OE 55599958
				SAA103	Oil pressure switches	F1
	85	01/04 → 05/09	SAD033	Knock sensor	B1	
			SAC062	Camshaft sensor	B2	
			SPA175	Coolant temperature sensor	E3	
			SAA103	Oil pressure switches	F1	OE 90534902
1.7 CDTI (L48)	59	01/04 → 05/09	SAC094	Camshaft sensor	B2	
			SAG174	Crankshaft sensor	B3	OE 97226992; Cable length: 190; Number of poles: 3
			SAG276	Crankshaft sensor	B3	OE 90512494; Assembly depth [mm]: 28 - Number of poles: 2
			SPA103	Coolant temperature sensor	E3	OE 55599958
			APS53	Fuel pressure sensor	F2	
	74	01/04 → 05/09	SAC068	Camshaft sensor	B2	Assembly depth [mm]: 28 - Number of poles: 3
			SAC094	Camshaft sensor	B2	Assembly depth [mm]: 24 - Number of poles: 3
			SAG174	Crankshaft sensor	B3	
			SPA103	Coolant temperature sensor	E3	OE 55599958
			APS53	Fuel pressure sensor	F2	
1.8 (L48)	92	01/04 → 05/09	SAC071	Camshaft sensor	B2	
			SAG120	Crankshaft sensor	B3	OE 09115115
			SAG276	Crankshaft sensor	B3	
			SPA175	Coolant temperature sensor	E3	
	1033	01/04 → 05/09	SAD028	Knock sensor	B1	Flange, hole diameter [mm]: 8
			SAD033	Knock sensor	B1	OE 055353316

	KW			DESCRIPTION	TYPE	
VAUXHALL						
ASTRA Mk V (H) (A04)						
1.8 (L48)	1033	01/04 → 05/09	SAC062	Camshaft sensor	B2	
			SPA175	Coolant temperature sensor	E3	
			SAA103	Oil pressure switches	F1	OE 90534902
1.9 CDTi (L48)	110	01/04 → 05/09	ATS20	Intake pressure sensor	A3	
			SAC068	Camshaft sensor	B2	
			SAG133	Crankshaft sensor	B3	
			STS0031	Exhaust gas temperature sensor	C1	Position: after soot particulate filter; Cable length: 1560
			STS0043	Exhaust gas temperature sensor	C1	Position: before soot particulate filter; Cable length: 335
			SPS009	Exhaust gas pressure sensor	C2	OE 55566186
			SPS013	Exhaust gas pressure sensor	C2	OE 93185556
			SPA177	Coolant temperature sensor	E3	
			APS49	Fuel pressure sensor	F2	
2.0 Turbo (L48)	125	01/04 → 05/09	SAC035	Camshaft sensor	B2	
			SAG057	Crankshaft sensor	B3	
	147	01/04 → 05/09	SAC035	Camshaft sensor	B2	
			SAG057	Crankshaft sensor	B3	
	177	01/04 → 05/09	SAC035	Camshaft sensor	B2	
			SAG057	Crankshaft sensor	B3	
ASTRA Mk V (H) Sport Hatch (A04)						
1.4 i 16V (L08)	66	03/05 → 11/10	SAD025	Knock sensor	B1	OE 25201064
			SAD026	Knock sensor	B1	OE 90543510
			SAC092	Camshaft sensor	B2	Assembly depth [mm]: 24,2
		03/05 → 03/09	SAC121	Camshaft sensor	B2	Assembly depth [mm]: 20,3
			SAG019	Crankshaft sensor	B3	
			SPA103	Coolant temperature sensor	E3	OE 55599958
1.6 (L08)	77	02/05 → 11/10	SAA103	Oil pressure switches	F1	OE 90534902
			APS44	Intake pressure sensor	A3	
			SAG020	Crankshaft sensor	B3	OE 10456604
			SAG276	Crankshaft sensor	B3	
			SPA103	Coolant temperature sensor	E3	OE 55599958
			SAA103	Oil pressure switches	F1	OE 90534902
1.6 i 16V (L08)	85	12/06 → 11/10	SAD028	Knock sensor	B1	Flange, hole diameter [mm]: 8
			SAD033	Knock sensor	B1	OE 055353316
			SAC062	Camshaft sensor	B2	
			SAA103	Oil pressure switches	F1	OE 90534902
1.7 CDTi (L08)	74	02/05 → 11/10	SAC068	Camshaft sensor	B2	Assembly depth [mm]: 28 - Number of poles: 3
			SAC094	Camshaft sensor	B2	Assembly depth [mm]: 24 - Number of poles: 3
			SAG174	Crankshaft sensor	B3	
			SPA103	Coolant temperature sensor	E3	OE 55599958
			APS53	Fuel pressure sensor	F2	
1.8 (L08)	92	02/05 → 11/10	SAC071	Camshaft sensor	B2	
			SAG120	Crankshaft sensor	B3	OE 09115115
			SAG276	Crankshaft sensor	B3	
			SPA175	Coolant temperature sensor	E3	
1.8 i 16V (L08)	103	03/07 → 11/10	SAD028	Knock sensor	B1	Flange, hole diameter [mm]: 8
			SAD033	Knock sensor	B1	OE 055353316
			SAC062	Camshaft sensor	B2	
			SAA103	Oil pressure switches	F1	OE 90534902
1.9 CDTi (L08)	110	02/05 → 11/10	ATS10	Air temperature sensor	A1	OE 55576223
			ATS20	Intake pressure sensor	A3	

	kW			DESCRIPTION	TYPE	
VAUXHALL						
ASTRA Mk V (H) Sport Hatch (A04)						
1.9 CDTi (L08)	110	02/05 → 11/10	SAC068	Camshaft sensor	B2	
			SAG133	Crankshaft sensor	B3	
			STS0031	Exhaust gas temperature sensor	C1	Position: after soot particulate filter; Cable length: 1560
			STS0043	Exhaust gas temperature sensor	C1	Position: before soot particulate filter; Cable length: 335
			SPS013	Exhaust gas pressure sensor	C2	OE 93185556
			SPA177	Coolant temperature sensor	E3	
			APS49	Fuel pressure sensor	F2	
	74	09/05 → 03/10	SAG255	Crankshaft sensor	B3	
2.0 Turbo (L08)	125	02/05 → 11/10	SAC035	Camshaft sensor	B2	
			SAG057	Crankshaft sensor	B3	
2.0 VXR (L08)	176	02/09 → 11/10	SAC035	Camshaft sensor	B2	
			SAG057	Crankshaft sensor	B3	
ASTRA Mk V (H) Station wagon (A04)						
1.7 CDTi (L35)	74	08/04 → 03/09	SAC068	Camshaft sensor	B2	Assembly depth [mm]: 28 - Number of poles: 3
			SAC094	Camshaft sensor	B2	Assembly depth [mm]: 24 - Number of poles: 3
			SAG174	Crankshaft sensor	B3	
			SPA103	Coolant temperature sensor	E3	OE 55599958
			APS53	Fuel pressure sensor	F2	
2.0 Turbo (L35)	125	08/04 → 10/10	SAC035	Camshaft sensor	B2	
			SAG057	Crankshaft sensor	B3	
	147	08/04 → 10/10	SAC035	Camshaft sensor	B2	
			SAG057	Crankshaft sensor	B3	
ASTRA Mk V (H) TwinTop (A04)						
2.0 (L67)	125	02/06 → 11/10	SAC035	Camshaft sensor	B2	
			SAG057	Crankshaft sensor	B3	
2.0 Turbo (L67)	147	01/06 → 11/10	SAC035	Camshaft sensor	B2	
			SAG057	Crankshaft sensor	B3	
ASTRA Mk VI (J) (P10)						
1.4	74	12/09 → 12/16	APS100	Intake pressure sensor	A3	
			SAD025	Knock sensor	B1	OE 25201064
			SAA103	Oil pressure switches	F1	OE 90534902
1.4 Turbo	103	12/09 →	ATS20	Intake pressure sensor	A3	OE 93171176
			APS100	Intake pressure sensor	A3	OE 55573248
			APS105	Intake pressure sensor	A3	OE 1238269
			SAD025	Knock sensor	B1	OE 25201064
			SAA103	Oil pressure switches	F1	OE 90534902
1.6	85	12/09 →	APS100	Intake pressure sensor	A3	
			SAG228	Crankshaft sensor	B3	OE 55566186
			SAA103	Oil pressure switches	F1	OE 90534902
1.7 CDTi	81	12/09 →	STS0209	Exhaust gas temperature sensor	C1	Position: in front of the catalyst; Cable length: 450
			STS0221	Exhaust gas temperature sensor	C1	Position: in front of the catalyst; Cable length: 504
			SPS009	Exhaust gas pressure sensor	C2	OE 55566186
			SPA103	Coolant temperature sensor	E3	OE 55599958
2.0 CDTi	121	08/11 →	ATS20	Intake pressure sensor	A3	
			SAC068	Camshaft sensor	B2	
			STS0047	Exhaust gas temperature sensor	C1	Position: before soot particulate filter; Cable length: 280
			SPS009	Exhaust gas pressure sensor	C2	OE 55566186
			SPA103	Coolant temperature sensor	E3	OE 55599958

	KW			DESCRIPTION	TYPE	
VAUXHALL						
ASTRA Mk VI (J) (P10)						
2.0 CDTi	121	08/11 →	APS49	Fuel pressure sensor	F2	
	118	12/09 →	ATS20	Intake pressure sensor	A3	
			SAC068	Camshaft sensor	B2	
			STS0047	Exhaust gas temperature sensor	C1	Position: before soot particulate filter; Cable length: 280
			SPS009	Exhaust gas pressure sensor	C2	OE 55566186
			SPA103	Coolant temperature sensor	E3	OE 55599958
APS49	Fuel pressure sensor	F2				
ASTRA Mk VI (J) GTC (P10)						
1.4	74	10/11 →	SAD025	Knock sensor	B1	OE 25201064
	103	10/11 →	SAA103	Oil pressure switches	F1	OE 90534902
			ATS20	Intake pressure sensor	A3	OE 93171176
			APS100	Intake pressure sensor	A3	OE 55573248
			APS105	Intake pressure sensor	A3	OE 1238269
			SAD025	Knock sensor	B1	OE 25201064
SAA103	Oil pressure switches	F1	OE 90534902			
2.0 CDTi	121	10/11 →	ATS20	Intake pressure sensor	A3	
			SAC068	Camshaft sensor	B2	
			STS0047	Exhaust gas temperature sensor	C1	Position: before soot particulate filter; Cable length: 280
			SPS009	Exhaust gas pressure sensor	C2	OE 55566186
			SPA103	Coolant temperature sensor	E3	OE 55599958
			APS49	Fuel pressure sensor	F2	
ASTRA Mk VI (J) Station wagon (P10)						
1.6	85	10/10 →	APS100	Intake pressure sensor	A3	
			SAG228	Crankshaft sensor	B3	OE 55567243
			SAA103	Oil pressure switches	F1	OE 90534902
2.0 CDTi	121	08/11 →	ATS20	Intake pressure sensor	A3	
			SAC068	Camshaft sensor	B2	
			STS0047	Exhaust gas temperature sensor	C1	Position: before soot particulate filter; Cable length: 280
			SPS009	Exhaust gas pressure sensor	C2	OE 55566186
			SPA103	Coolant temperature sensor	E3	OE 55599958
			APS49	Fuel pressure sensor	F2	
ASTRAVAN Mk V (H) (A04)						
1.7 CDTi	74	03/05 → 11/11	SAC094	Camshaft sensor	B2	
			SAG174	Crankshaft sensor	B3	
			SPA103	Coolant temperature sensor	E3	OE 55599958
			APS53	Fuel pressure sensor	F2	
CALIBRA (C89)						
2.0 i	85	06/90 → 07/97	SVF012	Throttle position sensors	A2	
2.0 i 16V	100	06/90 → 07/97	SAC046	Camshaft sensor	B2	WITH CABLE
			SAC061	Camshaft sensor	B2	OE 24445139; Without cable
			SAG107	Crankshaft sensor	B3	
2.0 i 16V 4x4	100	02/94 → 07/97	SAC046	Camshaft sensor	B2	WITH CABLE
			SAC061	Camshaft sensor	B2	OE 24445139; Without cable
			SAG107	Crankshaft sensor	B3	
2.0 i 4x4	85	06/90 → 07/97	SVF012	Throttle position sensors	A2	
2.5 i V6	125	04/93 → 07/97	SAC025	Camshaft sensor	B2	
CARLTON Mk III Station wagon (V87)						
1.8	65	09/87 → 03/94	SAG093	Crankshaft sensor	B3	OE 6238313
1.8 i	85	09/86 → 03/94	SVF012	Throttle position sensors	A2	
			SAG093	Crankshaft sensor	B3	OE 6238313
1.8 S	66	09/86 → 03/94	SAG093	Crankshaft sensor	B3	OE 6238313

	kW			DESCRIPTION	TYPE	
VAUXHALL						
CARLTON Mk III Station wagon (V87)						
2.0	74	09/90 → 03/94	SAG093	Crankshaft sensor	B3	OE 6238313
	85	09/86 → 03/94	SAG093	Crankshaft sensor	B3	OE 6238313
2.0 i	90	09/86 → 03/94	SVF012	Throttle position sensors	A2	
			SAG093	Crankshaft sensor	B3	OE 6238313
	73	09/90 → 03/94	SAG093	Crankshaft sensor	B3	OE 6238313
3.0	130	03/87 → 03/94	SPA129	Coolant temperature sensor	E3	OE 90510182; Dimension spanner: 19 mm - Number of poles: 2
CARLTON Mk III Tre volumi (V87)						
1.8	65	09/87 → 03/94	SAG093	Crankshaft sensor	B3	OE 6238313
1.8 i	85	09/86 → 03/94	SVF012	Throttle position sensors	A2	
			SAG093	Crankshaft sensor	B3	OE 6238313
1.8 S	66	09/86 → 03/94	SAG093	Crankshaft sensor	B3	OE 6238313
2.0	73	09/90 → 03/94	SAG093	Crankshaft sensor	B3	OE 6238313
	74	09/90 → 03/94	SAG093	Crankshaft sensor	B3	OE 6238313
	85	09/86 → 03/94	SAG093	Crankshaft sensor	B3	OE 6238313
2.0 i	90	09/86 → 03/94	SVF012	Throttle position sensors	A2	
			SAG093	Crankshaft sensor	B3	OE 6238313
3.0 3000	130	03/87 → 09/90	SPA129	Coolant temperature sensor	E3	OE 90510182; Dimension spanner: 19 mm - Number of poles: 2
3000 Cat	130	03/88 → 03/94	SPA129	Coolant temperature sensor	E3	OE 90510182; Dimension spanner: 19 mm - Number of poles: 2
CAVALIER Mk II 2 volumi /Coda spiovente (J82)						
1.8 i	82	09/81 → 08/88	SVF012	Throttle position sensors	A2	
			SAG093	Crankshaft sensor	B3	OE 6238313
2.0 i Cat	85	09/86 → 08/88	SVF012	Throttle position sensors	A2	
			SAG093	Crankshaft sensor	B3	OE 6238313
2.0 SRi 130	95	03/87 → 08/88	SVF012	Throttle position sensors	A2	
			SAG093	Crankshaft sensor	B3	OE 6238313
2000i	90	09/86 → 08/88	SVF012	Throttle position sensors	A2	
			SAG093	Crankshaft sensor	B3	OE 6238313
CAVALIER Mk II Cabriolet (J82)						
1800i	82		SVF012	Throttle position sensors	A2	
			SAG093	Crankshaft sensor	B3	OE 6238313
CAVALIER Mk II Tre volumi (J82)						
1.8 i	82	09/81 → 08/88	SVF012	Throttle position sensors	A2	
			SAG093	Crankshaft sensor	B3	OE 6238313
2.0 i	85	09/86 → 08/88	SVF012	Throttle position sensors	A2	
			SAG093	Crankshaft sensor	B3	OE 6238313
2.0 i Cat	85	09/86 → 08/88	SVF012	Throttle position sensors	A2	
			SAG093	Crankshaft sensor	B3	OE 6238313
2.0 SRi 130	95	03/87 → 08/88	SVF012	Throttle position sensors	A2	
			SAG093	Crankshaft sensor	B3	OE 6238313
2000i	90	09/86 → 08/88	SVF012	Throttle position sensors	A2	
			SAG093	Crankshaft sensor	B3	OE 6238313
CAVALIER Mk III 2 volumi /Coda spiovente (J89)						
1.8	66	09/88 → 10/90	SAG093	Crankshaft sensor	B3	OE 6238313
1.8 i Cat	66	03/90 → 11/95	SAG093	Crankshaft sensor	B3	OE 6238313
2.0 i	85	09/88 → 10/92	SAG093	Crankshaft sensor	B3	OE 6238313
2.0 i 16V	110	09/88 → 11/95	SAG093	Crankshaft sensor	B3	OE 6238313
	100	09/92 → 08/95	SAC061	Camshaft sensor	B2	OE 24445139
2.0 i 16V 4x4	110	01/92 → 11/93	SAG093	Crankshaft sensor	B3	OE 6238313
2.0 i 4x4	95	09/88 → 09/92	SAG093	Crankshaft sensor	B3	OE 6238313
2.0 i 4x4 (89)	85	09/91 → 10/92	SAG093	Crankshaft sensor	B3	OE 6238313
2.0 i Cat	85	09/90 → 11/95	SAG093	Crankshaft sensor	B3	OE 6238313
2.0 SRi	95	09/88 → 09/92	SAG093	Crankshaft sensor	B3	OE 6238313

	KW			DESCRIPTION	TYPE		
VAUXHALL							
CAVALIER Mk III 2 volumi /Coda spiovente (J89)							
2.5 V6	125	09/88 → 06/94	SAC025	Camshaft sensor	B2		
CAVALIER Mk III Tre volumi (J89)							
1.8	66	09/88 → 08/95	SAG093	Crankshaft sensor	B3	OE 6238313	
	65	09/89 → 08/92	SAG093	Crankshaft sensor	B3	OE 6238313	
1.8 i Cat	66	03/90 → 11/95	SAG093	Crankshaft sensor	B3	OE 6238313	
2.0 i	85	09/88 → 10/90	SAG093	Crankshaft sensor	B3	OE 6238313	
2.0 i 16V	110	09/88 → 11/95	SAG093	Crankshaft sensor	B3	OE 6238313	
2.0 i 16V 4x4	110	09/88 → 11/95	SAG093	Crankshaft sensor	B3	OE 6238313	
2.0 i 4x4	95	09/88 → 08/92	SAG093	Crankshaft sensor	B3	OE 6238313	
	85	01/91 → 10/92	SAG093	Crankshaft sensor	B3	OE 6238313	
2.0 i Cat	85	09/88 → 11/95	SAG093	Crankshaft sensor	B3	OE 6238313	
2.0 i Turbo 4x4	150	09/92 → 06/94	SAG093	Crankshaft sensor	B3	OE 6238313	
2.0 SRI	95	09/88 → 08/92	SAG093	Crankshaft sensor	B3	OE 6238313	
2.0 SRI 16V	100	09/92 → 08/95	SAC061	Camshaft sensor	B2	OE 24445139	
2.5 V6	125	08/88 → 06/94	SAC025	Camshaft sensor	B2		
COMBO Mk II (C) Cassone / Furgonato / Promiscuo (F25)							
1.3 CDTI 16V	55	10/05 → 11/11	APS23	Intake pressure sensor	A3		
			SAC093	Camshaft sensor	B2		
			SAG025	Crankshaft sensor	B3		
			MWSS003	ABS sensor	D1	OE 09115064; Position: front axle left and right	
			SPA177	Coolant temperature sensor	E3		
			APS49	Fuel pressure sensor	F2	OE 93177365; Position: high pressure side; Pressure [bar] up to: 1800	
			APS134	Fuel pressure sensor	F2	OE 93185626; Number of poles: 3	
1.7 DI 16V	48	09/01 → 11/11	SAG117	Crankshaft sensor	B3		
			MWSS003	ABS sensor	D1	OE 09115064; Position: front axle left and right	
			SPA174	Coolant temperature sensor	E3	OE 12146312	
1.7 DTI 16V	55	10/01 → 11/11	SAG117	Crankshaft sensor	B3		
			MWSS003	ABS sensor	D1	OE 09115064; Position: front axle left and right	
			SPA174	Coolant temperature sensor	E3	OE 12146312	
COMBO Mk III (D) Cassone / Furgonato / Promiscuo (X12)							
1.3 CDTI	66	11/11 →	SAC093	Camshaft sensor	B2		
			SAG025	Crankshaft sensor	B3		
			SPS013	Exhaust gas pressure sensor	C2	OE 93185556	
			SPA146	Coolant temperature sensor	E3		
CORSA Mk II (C) (X01)							
1.0 12V (F08, F68)	43	09/00 → 10/03	SAD026	Knock sensor	B1	OE 90543510	
			SAC092	Camshaft sensor	B2	Assembly depth [mm]: 24,2	
			SAC121	Camshaft sensor	B2	Assembly depth [mm]: 20,3	
		09/00 → 08/03	SAG019	Crankshaft sensor	B3		
			09/00 → 10/03	MWSS003	ABS sensor	D1	OE 09115064; Position: front axle left and right
				SPA103	Coolant temperature sensor	E3	OE 55599958
	44	11/03 → 10/06	SAA103	Oil pressure switches	F1	OE 90534902	
			SAD025	Knock sensor	B1	OE 25201064	
			SAD026	Knock sensor	B1	OE 90543510	
			SAC092	Camshaft sensor	B2	Assembly depth [mm]: 24,2	
		11/03 → 08/05	SAC121	Camshaft sensor	B2	Assembly depth [mm]: 20,3	

	kW			DESCRIPTION	TYPE	
VAUXHALL						
CORSA Mk II (C) (X01)						
1.0 12V (F08, F68)	44	11/03 → 10/06	SAG019	Crankshaft sensor	B3	
			MWSS003	ABS sensor	D1	OE 09115064; Position: front axle left and right
			SPA103	Coolant temperature sensor	E3	OE 55599958
			SAA103	Oil pressure switches	F1	OE 90534902
1.2 16V (F08, F68)	55	09/00 → 10/06	SAD026	Knock sensor	B1	OE 90543510
			SAC092	Camshaft sensor	B2	Assembly depth [mm]: 24,2
		09/00 → 06/04	SAC121	Camshaft sensor	B2	Assembly depth [mm]: 20,3
			SAG019	Crankshaft sensor	B3	
	09/00 → 10/06	MWSS003	ABS sensor	D1	OE 09115064; Position: front axle left and right	
		SPA103	Coolant temperature sensor	E3	OE 55599958	
		SAA103	Oil pressure switches	F1	OE 90534902	
1.2 Twinport (F08, F68)	59	07/04 → 10/06	SAD025	Knock sensor	B1	OE 25201064
			SAD026	Knock sensor	B1	OE 90543510
		07/04 → 09/06	SAC092	Camshaft sensor	B2	Assembly depth [mm]: 24,2
			SAC121	Camshaft sensor	B2	Assembly depth [mm]: 20,3
	07/04 → 10/06	SAG019	Crankshaft sensor	B3		
		MWSS003	ABS sensor	D1	OE 09115064; Position: front axle left and right	
		SPA103	Coolant temperature sensor	E3	OE 55599958	
		SAA103	Oil pressure switches	F1	OE 90534902	
1.3 CDTI 16V (F08, F68)	52	08/00 → 09/06	APS23	Intake pressure sensor	A3	
			SAC093	Camshaft sensor	B2	
			SAG025	Crankshaft sensor	B3	
			MWSS003	ABS sensor	D1	OE 09115064; Position: front axle left and right
			SPA177	Coolant temperature sensor	E3	
			APS49	Fuel pressure sensor	F2	OE 93177365; Position: high pressure side; Pressure [bar] up to: 1800
			APS134	Fuel pressure sensor	F2	OE 93185626; Number of poles: 3
1.4 16V (F08, F68)	66	09/00 → 10/06	ATS17	Air temperature sensor	A1	
			APS44	Intake pressure sensor	A3	
			SAD027	Knock sensor	B1	
			SAG020	Crankshaft sensor	B3	OE 10456604
			MWSS003	ABS sensor	D1	OE 09115064; Position: front axle left and right
			SPA103	Coolant temperature sensor	E3	OE 55599958
1.4 Twinport (F08, F68)	66	06/03 → 10/06	SAD025	Knock sensor	B1	OE 25201064
			SAD026	Knock sensor	B1	OE 90543510
			SAC092	Camshaft sensor	B2	Assembly depth [mm]: 24,2
		09/03 → 08/05	SAC121	Camshaft sensor	B2	Assembly depth [mm]: 20,3
		06/03 → 10/06	SAG019	Crankshaft sensor	B3	
		11/03 → 10/06	MWSS003	ABS sensor	D1	OE 09115064; Position: front axle left and right
		06/03 → 10/06	SPA103	Coolant temperature sensor	E3	OE 55599958
		11/03 → 10/06	SAA103	Oil pressure switches	F1	OE 90534902
CORSA Mk III (D) (S07)						
1.0 (L08)	44	08/06 → 08/14	APS111	Intake pressure sensor	A3	
			SAD025	Knock sensor	B1	OE 25201064
			SAD026	Knock sensor	B1	OE 90543510
			SAC092	Camshaft sensor	B2	
			SAG019	Crankshaft sensor	B3	

	KW			DESCRIPTION	TYPE	
VAUXHALL						
CORSA Mk III (D) (S07)						
1.0 (L08)	44	08/06 → 08/14	MWSS014	ABS sensor	D1	OE 93189275; Position: front axle left and right
			MWSS018	ABS sensor	D1	OE 13381328; Position: rear axle left and right
		08/06 → 10/09	MWSS098	ABS sensor	D1	OE 13381153; Position: front axle left and right
			MWSS099	ABS sensor	D1	OE 1229099; Position: rear axle left and right
			SPA103	Coolant temperature sensor	E3	OE 55599958
			SAA103	Oil pressure switches	F1	OE 90534902
1.0 i 12V (L08)	48	01/10 → 08/14	APS100	Intake pressure sensor	A3	
			SAD025	Knock sensor	B1	OE 25201064
			MWSS018	ABS sensor	D1	OE 13381328; Position: rear axle left and right
			MWSS098	ABS sensor	D1	OE 13381153; Position: front axle left and right
			SPA103	Coolant temperature sensor	E3	OE 55599958
			SAA103	Oil pressure switches	F1	OE 90534902
1.2 (L08)	59	08/06 → 08/14	APS111	Intake pressure sensor	A3	
			SAD025	Knock sensor	B1	OE 25201064
			SAD026	Knock sensor	B1	OE 90543510
			SAC092	Camshaft sensor	B2	
			SAG019	Crankshaft sensor	B3	
			MWSS014	ABS sensor	D1	OE 93189275; Position: front axle left and right
		08/06 → 12/11	MWSS018	ABS sensor	D1	OE 13381328; Position: rear axle left and right
			MWSS098	ABS sensor	D1	OE 13381153; Position: front axle left and right
		08/06 → 08/14	MWSS099	ABS sensor	D1	OE 1229099; Position: rear axle left and right
			SPA103	Coolant temperature sensor	E3	OE 55599958
SAA103	Oil pressure switches		F1	OE 90534902		
1.2 i 16V (L08)	63	12/09 → 08/14	APS100	Intake pressure sensor	A3	
			SAD025	Knock sensor	B1	OE 25201064
			MWSS018	ABS sensor	D1	OE 13381328; Position: rear axle left and right
			MWSS098	ABS sensor	D1	OE 13381153; Position: front axle left and right
			SAA103	Oil pressure switches	F1	OE 90534902
1.3 CDTI (L08)	55	08/06 → 08/14	APS23	Intake pressure sensor	A3	
			SAC093	Camshaft sensor	B2	
			SAG025	Crankshaft sensor	B3	
			STS0163	Exhaust gas temperature sensor	C1	Position: in front of the catalyst; Cable length: 274
			SPS009	Exhaust gas pressure sensor	C2	OE 55566186
			MWSS014	ABS sensor	D1	OE 93189275; Position: front axle left and right
		08/06 → 03/09	MWSS018	ABS sensor	D1	OE 13381328; Position: rear axle left and right
			MWSS098	ABS sensor	D1	OE 13381153; Position: front axle left and right
			MWSS099	ABS sensor	D1	OE 1229099; Position: rear axle left and right



kW



PARTS & SERVICES

DESCRIPTION

TYPE


VAUXHALL
CORSA Mk III (D) (S07)

1.3 CDTI (L08)	55	08/06 → 08/14	SPA146	Coolant temperature sensor	E3	OE 55206393; Assembly depth [mm]: 22,5 - Outer diameter [mm]: 18 - Number of poles: 2	
			SPA177	Coolant temperature sensor	E3	Dimension spanner: 19 mm - Number of poles: 2	
			APS49	Fuel pressure sensor	F2	OE 93177365; Position: high pressure side; Pressure [bar] up to: 1800	
			APS134	Fuel pressure sensor	F2	OE 93185626; Number of poles: 3	
	66	08/06 → 08/14	ATS20	Intake pressure sensor	A3		
			SAC093	Camshaft sensor	B2		
			SAG025	Crankshaft sensor	B3		
			SPS009	Exhaust gas pressure sensor	C2	OE 55566186	
			MWSS014	ABS sensor	D1	OE 93189275; Position: front axle left and right	
			MWSS018	ABS sensor	D1	OE 13381328; Position: rear axle left and right	
	66	08/06 → 07/10	MWSS098	ABS sensor	D1	OE 13381153; Position: front axle left and right	
		08/06 → 08/14	MWSS099	ABS sensor	D1	OE 1229099; Position: rear axle left and right	
	70	07/10 → 08/14	APS134	Fuel pressure sensor	F2		
			ATS20	Intake pressure sensor	A3		
			SAC093	Camshaft sensor	B2		
			SAG025	Crankshaft sensor	B3		
			STS0163	Exhaust gas temperature sensor	C1	Position: in front of the catalyst; Cable length: 274	
			SPS009	Exhaust gas pressure sensor	C2	OE 55566186	
		70	07/10 → 09/10	MWSS018	ABS sensor	D1	OE 13381328; Position: rear axle left and right
				MWSS098	ABS sensor	D1	OE 13381153; Position: front axle left and right
70		07/10 → 08/14	SPA146	Coolant temperature sensor	E3		
			APS49	Fuel pressure sensor	F2	OE 93177365; Position: high pressure side; Pressure [bar] up to: 1800	
	APS134		Fuel pressure sensor	F2	OE 93185626; Number of poles: 3		
	APS111		Intake pressure sensor	A3			
1.4 (L08)	66	08/06 → 08/14	SAD025	Knock sensor	B1	OE 25201064	
			SAD026	Knock sensor	B1	OE 90543510	
			SAC092	Camshaft sensor	B2		
			SAG019	Crankshaft sensor	B3		
			MWSS014	ABS sensor	D1	OE 93189275; Position: front axle left and right	
			MWSS018	ABS sensor	D1	OE 13381328; Position: rear axle left and right	
	66	08/06 → 11/10	MWSS098	ABS sensor	D1	OE 13381153; Position: front axle left and right	
		08/06 → 08/14	MWSS099	ABS sensor	D1	OE 1229099; Position: rear axle left and right	
	SPA103		Coolant temperature sensor	E3	OE 55599958		
	SAA103		Oil pressure switches	F1	OE 90534902		
74	01/10 → 08/14		APS100	Intake pressure sensor	A3		
		SAD025	Knock sensor	B1	OE 25201064		

	KW			DESCRIPTION	TYPE			
VAUXHALL								
CORSA Mk III (D) (S07)								
1.4 (L08)	74	01/10 → 08/14	MWSS018	ABS sensor	D1	OE 13381328; Position: rear axle left and right		
			MWSS098	ABS sensor	D1	OE 13381153; Position: front axle left and right		
			SAA103	Oil pressure switches	F1	OE 90534902		
CORSA Mk IV (E) (X15)								
1.2	51	10/14 →	APS100	Intake pressure sensor	A3			
		08/14 →	SAD025	Knock sensor	B1	OE 25201064		
		10/14 →	MWSS098	ABS sensor	D1	OE 13381153; Position: front axle left and right		
1.4	66	08/14 →	APS100	Intake pressure sensor	A3			
			SAD025	Knock sensor	B1	OE 25201064		
	55	10/14 →	MWSS098	ABS sensor	D1	OE 13381153; Position: front axle left and right		
		09/14 →	SAD025	Knock sensor	B1	OE 25201064		
FRONTERA Mk I (A) (U92)								
2.0	85	04/95 → 08/98	SAG093	Crankshaft sensor	B3	OE 6238313		
2.2 i	100	03/95 → 10/98	SAG093	Crankshaft sensor	B3	OE 6238313		
2.5 TDS	85	11/91 → 06/98	SAG047	Crankshaft sensor	B3			
FRONTERA Mk I (A) Sport (U92)								
2.0 i	85	03/92 → 10/98	SAG093	Crankshaft sensor	B3	OE 6238313		
2.5 TDS	85	09/96 → 10/98	SAG047	Crankshaft sensor	B3			
FRONTERA Mk II (B) (U99)								
2.2 i	100	10/98 → 10/04	SAC036	Camshaft sensor	B2			
INSIGNIA Mk I (A) 2 volumi /Coda spiovente (G09)								
1.8 (68)	103	11/08 → 05/17	APS100	Intake pressure sensor	A3			
		07/08 → 05/17	SAG228	Crankshaft sensor	B3	OE 55567243		
			SAA103	Oil pressure switches	F1	OE 90534902		
2.0 CDTI (68)	120	07/13 → 05/17	SAC068	Camshaft sensor	B2			
			STS0047	Exhaust gas temperature sensor	C1	Position: in front of the catalyst; Cable length: 280		
			SPS009	Exhaust gas pressure sensor	C2	OE 55566186		
			SPA103	Coolant temperature sensor	E3	OE 55599958		
			APS49	Fuel pressure sensor	F2			
			103	07/13 → 05/17	ATS20	Intake pressure sensor	A3	
					SAC068	Camshaft sensor	B2	
					STS0047	Exhaust gas temperature sensor	C1	Position: in front of the catalyst; Cable length: 280
	SPS009	Exhaust gas pressure sensor			C2	OE 55566186		
	96	07/08 → 12/14	SPA103	Coolant temperature sensor	E3	OE 55599958		
			ATS20	Intake pressure sensor	A3			
			SAC068	Camshaft sensor	B2			
			STS0047	Exhaust gas temperature sensor	C1	Position: in front of the catalyst; Cable length: 280		
			SPS009	Exhaust gas pressure sensor	C2	OE 55566186		
			SPA103	Coolant temperature sensor	E3	OE 55599958		
			118	07/08 → 05/17	ATS20	Intake pressure sensor	A3	
SAC068					Camshaft sensor	B2		
STS0047	Exhaust gas temperature sensor	C1			Position: in front of the catalyst; Cable length: 280			
SPS009	Exhaust gas pressure sensor	C2			OE 55566186			
2.8 V6 Turbo 4x4 (68)	191	07/08 → 05/17	SPA103	Coolant temperature sensor	E3	OE 55599958		
			APS49	Fuel pressure sensor	F2			
2.8 VXR (68)	239	07/09 → 05/17	SAG224	Crankshaft sensor	B3	OE 12613030		
			SAG224	Crankshaft sensor	B3	OE 12613030		

	kW			DESCRIPTION	TYPE	
VAUXHALL						
INSIGNIA Mk I (A) Sports Tourer (G09)						
2.0 CDTI (35)	118	07/08 → 05/17	ATS20	Intake pressure sensor	A3	
			SAC068	Camshaft sensor	B2	
			STS0047	Exhaust gas temperature sensor	C1	Position: in front of the catalyst; Cable length: 280
			SPS009	Exhaust gas pressure sensor	C2	OE 55566186
			MWSS112	ABS sensor	D1	Position: left rear
			SPA103	Coolant temperature sensor	E3	OE 55599958
2.8 V6 Turbo (35)	191	08/08 → 05/17	SAG224	Crankshaft sensor	B3	OE 12613030
2.8 VXR (35)	239	07/09 → 05/17	SAG224	Crankshaft sensor	B3	OE 12613030
INSIGNIA Mk I (A) Tre volumi (G09)						
2.8 V6 Turbo 4x4 (69)	191	07/08 → 05/17	SAG224	Crankshaft sensor	B3	OE 12613030
2.8 VXR (69)	239	07/09 → 05/17	SAG224	Crankshaft sensor	B3	OE 12613030
MERIVA Mk I (A) (X03)						
1.4 16V Twinport	66	01/03 → 06/10	SAD025	Knock sensor	B1	OE 25201064
			SAD026	Knock sensor	B1	OE 90543510
			SAC092	Camshaft sensor	B2	Assembly depth [mm]: 24,2
			SAC121	Camshaft sensor	B2	Assembly depth [mm]: 20,3
			SAG019	Crankshaft sensor	B3	
			MWSS003	ABS sensor	D1	OE 09115064; Position: front axle left and right
			SPA103	Coolant temperature sensor	E3	OE 55599958
			SAA103	Oil pressure switches	F1	OE 90534902
1.6 i	64	01/03 → 06/10	ATS17	Air temperature sensor	A1	
			APS44	Intake pressure sensor	A3	
			SAD027	Knock sensor	B1	
			SAC063	Camshaft sensor	B2	
			SAG020	Crankshaft sensor	B3	OE 10456604
			MWSS003	ABS sensor	D1	OE 09115064; Position: front axle left and right
			SPA103	Coolant temperature sensor	E3	OE 55599958
			SAA103	Oil pressure switches	F1	OE 90534902
1.6 i 16V	74	01/03 → 09/05	ATS17	Air temperature sensor	A1	
			APS44	Intake pressure sensor	A3	
			SAD027	Knock sensor	B1	
			SAC080	Camshaft sensor	B2	
			SAG020	Crankshaft sensor	B3	OE 10456604
			MWSS003	ABS sensor	D1	OE 09115064; Position: front axle left and right
			SPA103	Coolant temperature sensor	E3	OE 55599958
			SAA103	Oil pressure switches	F1	OE 90534902
1.6 i 16V Twinport	77	05/03 → 06/10	APS44	Intake pressure sensor	A3	
		04/06 → 06/10	SAG020	Crankshaft sensor	B3	OE 10456604
		05/03 → 06/10	MWSS003	ABS sensor	D1	OE 09115064; Position: front axle left and right
			SPA103	Coolant temperature sensor	E3	OE 55599958
			SAA103	Oil pressure switches	F1	OE 90534902
1.7 CDTi	74	09/03 → 08/05	MWSS003	ABS sensor	D1	OE 09115064; Position: front axle left and right
			SPA103	Coolant temperature sensor	E3	OE 55599958
			APS53	Fuel pressure sensor	F2	
MERIVA Mk II (B) (S10)						
1.4	74	06/10 →	APS100	Intake pressure sensor	A3	
			SAD025	Knock sensor	B1	OE 25201064
			SAA103	Oil pressure switches	F1	OE 90534902
	88	06/10 →	APS100	Intake pressure sensor	A3	OE 55573248
			APS105	Intake pressure sensor	A3	OE 1238269

	KW			DESCRIPTION	TYPE	
VAUXHALL						
MERIVA Mk II (B) (S10)						
1.4	88	06/10 →	SAD025	Knock sensor	B1	OE 25201064
			SAA103	Oil pressure switches	F1	OE 90534902
MOKKA / MOKKA X (J13)						
1.4	103	04/13 →	APS105	Intake pressure sensor	A3	OE 1238269
			SAD025	Knock sensor	B1	OE 25201064
1.6	85	09/12 →	APS100	Intake pressure sensor	A3	
		06/12 →	SAG228	Crankshaft sensor	B3	OE 55567243
			SAA103	Oil pressure switches	F1	OE 90534902
1.7 CDTI	96	06/12 →	STS0209	Exhaust gas temperature sensor	C1	Position: in front of the catalyst; Cable length: 450
			SPS009	Exhaust gas pressure sensor	C2	OE 55566186
			SPA103	Coolant temperature sensor	E3	OE 55599958
OMEGA (B) Station wagon (V94)						
2.0 16V	100	03/94 → 07/01	SAC046	Camshaft sensor	B2	WITH CABLE
			SAC061	Camshaft sensor	B2	OE 24445139; Without cable
			SAG107	Crankshaft sensor	B3	
2.5 V6	125	03/94 → 09/00	SAG055	Crankshaft sensor	B3	
2.6 V6	132	08/00 → 06/03	SAC021	Camshaft sensor	B2	
			SAG055	Crankshaft sensor	B3	
3.0 V6	155	07/94 → 07/00	SAG055	Crankshaft sensor	B3	
3.2 V6	160	02/01 → 06/03	SAC021	Camshaft sensor	B2	
			SAG055	Crankshaft sensor	B3	
OMEGA (B) Tre volumi (V94)						
2.0 16V	100	03/94 → 07/01	SAC046	Camshaft sensor	B2	WITH CABLE
			SAC061	Camshaft sensor	B2	OE 24445139; Without cable
			SAG107	Crankshaft sensor	B3	
2.5 V6	125	03/94 → 09/00	SAG055	Crankshaft sensor	B3	
2.6 V6	132	08/00 → 07/03	SAC021	Camshaft sensor	B2	
			SAG055	Crankshaft sensor	B3	
3.0 V6	155	04/94 → 07/00	SAG055	Crankshaft sensor	B3	
3.2 V6	160	02/01 → 07/03	SAC021	Camshaft sensor	B2	
			SAG055	Crankshaft sensor	B3	
SENATOR Mk II (B) (V88)						
2.5 i	103	09/87 → 10/90	SPA129	Coolant temperature sensor	E3	OE 90510182; Dimension spanner: 19 mm - Number of poles: 2
3.0	130	01/88 → 09/90	SPA129	Coolant temperature sensor	E3	OE 90510182; Dimension spanner: 19 mm - Number of poles: 2
	135	09/87 → 08/88	SPA129	Coolant temperature sensor	E3	
3.0 i Cat	130	01/88 → 09/93	SPA129	Coolant temperature sensor	E3	OE 90510182; Dimension spanner: 19 mm - Number of poles: 2
SIGNUM (Z03)						
2.8 V6 Turbo	169	07/05 → 05/08	SAD004	Knock sensor	B1	
			SAG237	Crankshaft sensor	B3	OE 12566848
	184	05/07 → 10/08	SAD004	Knock sensor	B1	
			SAG237	Crankshaft sensor	B3	OE 12566848
3.2 V6	155	05/03 → 05/08	SAC021	Camshaft sensor	B2	
SINTRA (APV)						
2.2 i 16 V	104	11/96 → 04/99	SAC035	Camshaft sensor	B2	
TIGRA TwinTop (X04)						
1.4	66	06/04 → 08/09	SAD025	Knock sensor	B1	OE 25201064
			SAD026	Knock sensor	B1	OE 90543510
			SAC092	Camshaft sensor	B2	Assembly depth [mm]: 24,2
			SAC121	Camshaft sensor	B2	Assembly depth [mm]: 20,3
		09/04 → 08/09	SAG019	Crankshaft sensor	B3	

	kW			DESCRIPTION	TYPE	
VAUXHALL						
TIGRA TwinTop (X04)						
1.4	66	06/04 → 08/09	MWSS003	ABS sensor	D1	OE 09115064; Position: front axle left and right
			SPA103	Coolant temperature sensor	E3	OE 55599958
			SA A103	Oil pressure switches	F1	OE 90534902
VECTRA (B) 2 volumi /Coda spiovente (J96)						
1.8 i 16V (F68)	85	10/95 → 09/00	SAC061	Camshaft sensor	B2	OE 24445139; Without cable; Number of poles: 3
			SAG107	Crankshaft sensor	B3	OE 90506103; Cable length: 820; Assembly depth [mm]: 24 - Number of poles: 3
2.0 i 16V (F68)	100	10/95 → 01/01	ATS12	Air temperature sensor	A1	OE 90499898
			SAC046	Camshaft sensor	B2	WITH CABLE
			SAC061	Camshaft sensor	B2	OE 24445139; Without cable
			SAG107	Crankshaft sensor	B3	
2.2 i 16V (F68)	108	09/00 → 07/03	SAC061	Camshaft sensor	B2	OE 24445139
2.5 i GSi (F68)	143	03/98 → 07/00	SAC025	Camshaft sensor	B2	
2.5 i V6 (F68)	125	09/95 → 08/00	SAC025	Camshaft sensor	B2	
		09/00 → 07/03	SAC021	Camshaft sensor	B2	
VECTRA (B) Station wagon (J96)						
1.8 i 16V (F35)	85	11/96 → 09/00	SAC061	Camshaft sensor	B2	OE 24445139; Without cable; Number of poles: 3
			SAG107	Crankshaft sensor	B3	OE 90506103; Cable length: 820; Assembly depth [mm]: 24 - Number of poles: 3
2.0 i 16V (F35)	100	10/95 → 01/01	SAC046	Camshaft sensor	B2	WITH CABLE
			SAC061	Camshaft sensor	B2	OE 24445139; Without cable
			SAG107	Crankshaft sensor	B3	
2.5 i GSi (F35)	143	05/98 → 09/99	SAC025	Camshaft sensor	B2	
2.5 i V6 (F35)	125	11/96 → 08/00	SAC025	Camshaft sensor	B2	
2.6 i V6 (F35)	125	09/00 → 03/02	SAC021	Camshaft sensor	B2	
VECTRA (B) Tre volumi (J96)						
1.8 i 16V (F19)	85	10/95 → 09/00	SAC061	Camshaft sensor	B2	OE 24445139; Without cable; Number of poles: 3
			SAG107	Crankshaft sensor	B3	OE 90506103; Cable length: 820; Assembly depth [mm]: 24 - Number of poles: 3
2.0 i 16V (F19)	100	10/95 → 01/01	SAC046	Camshaft sensor	B2	WITH CABLE
			SAC061	Camshaft sensor	B2	OE 24445139; Without cable
			SAG107	Crankshaft sensor	B3	
2.2 i 16V (F19)	108	08/95 → 10/01	SAC061	Camshaft sensor	B2	OE 24445139
2.5 i GSi (F19)	143	03/98 → 07/00	SAC025	Camshaft sensor	B2	
2.5 i V6 (F19)	125	09/95 → 08/00	SAC025	Camshaft sensor	B2	
2.6 i V6 (F19)	125	09/00 → 03/02	SAC021	Camshaft sensor	B2	
VECTRA Mk II (C) (Z02)						
3.2 V6	155	06/03 → 07/08	SAC021	Camshaft sensor	B2	
VECTRA Mk II (C) GTS (Z02)						
1.8	103	01/06 → 07/08	SAD028	Knock sensor	B1	Flange, hole diameter [mm]: 8
			SAD033	Knock sensor	B1	OE 055353316
			SAC062	Camshaft sensor	B2	
			SPA175	Coolant temperature sensor	E3	
			SA A103	Oil pressure switches	F1	OE 90534902
1.8 16V	90	08/02 → 07/08	SAC071	Camshaft sensor	B2	
			SAG120	Crankshaft sensor	B3	OE 09115115
			SPA175	Coolant temperature sensor	E3	

	KW			DESCRIPTION	TYPE	
VAUXHALL						
VECTRA Mk II (C) GTS (Z02)						
1.9 CDTI	88	08/02 → 07/08	ATS20	Intake pressure sensor	A3	
			SAC088	Camshaft sensor	B2	
			STS0043	Exhaust gas temperature sensor	C1	Position: before soot particulate filter; Cable length: 335
			STS0077	Exhaust gas temperature sensor	C1	Position: after soot particulate filter; Cable length: 1420
			SPS009	Exhaust gas pressure sensor	C2	OE 55566186
			SPS013	Exhaust gas pressure sensor	C2	OE 93185556
			SPA177	Coolant temperature sensor	E3	
			APS49	Fuel pressure sensor	F2	OE 93177365; Position: high pressure side; Pressure [bar] up to: 1800
1.9 CDTI 16V	110	04/04 → 07/08	ATS20	Intake pressure sensor	A3	
			SAC068	Camshaft sensor	B2	
			SAG133	Crankshaft sensor	B3	
			STS0043	Exhaust gas temperature sensor	C1	Position: before soot particulate filter; Cable length: 335
			STS0077	Exhaust gas temperature sensor	C1	Position: after soot particulate filter; Cable length: 1420
			SPS009	Exhaust gas pressure sensor	C2	OE 55566186
			SPS013	Exhaust gas pressure sensor	C2	OE 93185556
			SPA177	Coolant temperature sensor	E3	
2.8 V6 Turbo	169	08/05 → 05/09	SAD004	Knock sensor	B1	
			SAG237	Crankshaft sensor	B3	OE 12566848
	184	02/06 → 05/09	SAD004	Knock sensor	B1	
			SAG237	Crankshaft sensor	B3	OE 12566848
	188	08/05 → 08/06	SAD004	Knock sensor	B1	
			SAG237	Crankshaft sensor	B3	OE 12566848
	206	10/06 → 05/09	SAD004	Knock sensor	B1	
			SAG237	Crankshaft sensor	B3	OE 12566848
3.2 V6	155	08/02 → 07/08	SAC021	Camshaft sensor	B2	
VECTRA Mk II (C) Station wagon (Z02)						
2.8 V6 Turbo	206	10/06 → 05/09	SAD004	Knock sensor	B1	
			SAG237	Crankshaft sensor	B3	OE 12566848
	169	08/05 → 05/09	SAD004	Knock sensor	B1	
			SAG237	Crankshaft sensor	B3	OE 12566848
	188	08/06 → 05/09	SAD004	Knock sensor	B1	
			SAG237	Crankshaft sensor	B3	OE 12566848
3.2 V6	155	10/03 → 08/05	SAC021	Camshaft sensor	B2	
VIVARO A Furgonato (X83)						
1.9 DI	59	08/01 → 12/06	SAG153	Crankshaft sensor	B3	
			SAG277	Crankshaft sensor	B3	OE 93859838
1.9 DTI	74	08/01 → 12/06	SAG153	Crankshaft sensor	B3	
			SAG277	Crankshaft sensor	B3	OE 93859838
			SPA169	Coolant temperature sensor	E3	
VIVARO B Furgonato (X82)						
1.6 CDTi	66	05/14 →	SPA147	Coolant temperature sensor	E3	OE 95517833
			SPA147	Coolant temperature sensor	E3	OE 95517833
	88	05/14 →	SPS012	Exhaust gas pressure sensor	C2	OE 93868338
			SPA147	Coolant temperature sensor	E3	OE 95517833

	kw			DESCRIPTION	TYPE	
VAUXHALL						
VX220 Cabriolet (E01)						
2.0 i Turbo	147	03/01 → 07/05	SAC035	Camshaft sensor	B2	
			SAG057	Crankshaft sensor	B3	
2.0 VXR	162	10/03 → 07/05	SAG057	Crankshaft sensor	B3	
ZAFIRA Mk I (A) (T98)						
1.6 16V	74	04/99 → 08/05	ATS17	Air temperature sensor	A1	
			SVF013	Throttle position sensors	A2	
			APS45	Intake pressure sensor	A3	
			SAD027	Knock sensor	B1	
			SAC080	Camshaft sensor	B2	Cable length: 385; Number of poles: 3
			SAC082	Camshaft sensor	B2	OE 90412795; Cable length: 590; Number of poles: 3
			SAG020	Crankshaft sensor	B3	OE 10456604
			SAG137	Crankshaft sensor	B3	OE 90520854; Cable length: 580; Number of poles: 3
			SAG276	Crankshaft sensor	B3	OE 90512494; Assembly depth [mm]: 28 - Number of poles: 2
			SPA103	Coolant temperature sensor	E3	OE 55599958
1.8 16V	92	09/00 → 08/05	SAC071	Camshaft sensor	B2	
			SAG120	Crankshaft sensor	B3	OE 09115115
			SAG276	Crankshaft sensor	B3	
			SPA175	Coolant temperature sensor	E3	
2.0	147	06/02 → 06/05	SAC035	Camshaft sensor	B2	
			SAG057	Crankshaft sensor	B3	
2.0 DTI 16V	74	04/99 → 08/05	ATS20	Intake pressure sensor	A3	OE 93171176
			APS93	Intake pressure sensor	A3	OE 90541409
			SAG021	Crankshaft sensor	B3	OE Quality
			SAG021-1	Crankshaft sensor	B3	Aftermarket Quality
			SPA103	Coolant temperature sensor	E3	OE 55599958
2.0 GSI Turbo	141	09/01 → 06/05	SAC035	Camshaft sensor	B2	
			SAG057	Crankshaft sensor	B3	OE 93243251; Cable length: 830; Assembly depth [mm]: 24 - Number of poles: 3
ZAFIRA Mk II (B) (A05)						
1.6	77	07/05 → 11/14	APS44	Intake pressure sensor	A3	
			SAG020	Crankshaft sensor	B3	OE 10456604
			SPA103	Coolant temperature sensor	E3	OE 55599958
			SAA103	Oil pressure switches	F1	OE 90534902
	85	12/07 → 11/14	SAD028	Knock sensor	B1	Flange, hole diameter [mm]: 8
			SAD033	Knock sensor	B1	OE 055353316
			SAC062	Camshaft sensor	B2	
			SAA103	Oil pressure switches	F1	OE 90534902
1.7 CDTI	81	04/09 → 11/14	SPS009	Exhaust gas pressure sensor	C2	OE 55566186
			SPA103	Coolant temperature sensor	E3	OE 55599958
1.8	103	04/05 → 11/14	SAD028	Knock sensor	B1	Flange, hole diameter [mm]: 8
			SAD033	Knock sensor	B1	OE 055353316
			SAC062	Camshaft sensor	B2	
			SPA175	Coolant temperature sensor	E3	
			SAA103	Oil pressure switches	F1	OE 90534902
1.9 CDTI	88	07/05 → 11/14	ATS20	Intake pressure sensor	A3	OE 93171176
			APS63	Intake pressure sensor	A3	OE 95516902
			SAC068	Camshaft sensor	B2	Assembly depth [mm]: 28 - Number of poles: 3
			SAC088	Camshaft sensor	B2	Cable length: 730; Number of poles: 3

		KW		 PARTS & SERVICES	DESCRIPTION	TYPE	
VAUXHALL							
ZAFIRA Mk II (B) (A05)							
1.9 CDTI	88	07/05 → 11/14	STS0031	Exhaust gas temperature sensor	C1	Position: after soot particulate filter; Cable length: 1560	
			STS0043	Exhaust gas temperature sensor	C1	Position: before soot particulate filter; Cable length: 335	
			SPS001	Exhaust gas pressure sensor	C2	OE 93194121; Replaced by SPS009	
			SPS013	Exhaust gas pressure sensor	C2	OE 93185556	
			SPA177	Coolant temperature sensor	E3		
			APS134	Fuel pressure sensor	F2		
	110	07/05 → 11/14	APS25	Intake pressure sensor	A3	OE 55206797	
			ATS20	Intake pressure sensor	A3	OE 93171176	
			APS63	Intake pressure sensor	A3	OE 95516902	
			SAC068	Camshaft sensor	B2		
			SAG133	Crankshaft sensor	B3		
			STS0031	Exhaust gas temperature sensor	C1	Position: after soot particulate filter; Cable length: 1560	
			STS0043	Exhaust gas temperature sensor	C1	Position: before soot particulate filter; Cable length: 335	
			SPS001	Exhaust gas pressure sensor	C2	OE 93194121; Replaced by SPS009	
			SPS009	Exhaust gas pressure sensor	C2	OE 55566186	
			SPS013	Exhaust gas pressure sensor	C2	OE 93185556	
			SPA177	Coolant temperature sensor	E3		
			APS49	Fuel pressure sensor	F2	OE 93177365; Position: high pressure side; Pressure [bar] up to: 1800	
APS134	Fuel pressure sensor	F2	OE 93185626; Number of poles: 3				
2.0	147	07/05 → 11/14	SAC035	Camshaft sensor	B2		
			SAG057	Crankshaft sensor	B3		
	176	01/06 → 11/14	SAC035	Camshaft sensor	B2		
			SAG057	Crankshaft sensor	B3		
ZAFIRA Mk III (P12)							
1.4 (75)	103	10/11 → 08/18	ATS20	Intake pressure sensor	A3	OE 93171176	
		01/12 → 08/18	APS100	Intake pressure sensor	A3	OE 55573248	
			APS105	Intake pressure sensor	A3	OE 1238269	
		10/11 → 08/18	SAD025	Knock sensor	B1	OE 25201064	
			SA1103	Oil pressure switches	F1	OE 90534902	
2.0 CDTi (75)	96	10/11 → 08/18	SAC068	Camshaft sensor	B2		
			STS0047	Exhaust gas temperature sensor	C1	Position: in front of the catalyst; Cable length: 280	
			SPS009	Exhaust gas pressure sensor	C2	OE 55566186	
			SPA103	Coolant temperature sensor	E3	OE 55599958	
			APS49	Fuel pressure sensor	F2		
	121	10/11 → 08/18	ATS20	Intake pressure sensor	A3		
			STS0047	Exhaust gas temperature sensor	C1	Position: in front of the catalyst; Cable length: 280	
			SPS009	Exhaust gas pressure sensor	C2	OE 55566186	
			SPA103	Coolant temperature sensor	E3	OE 55599958	
			APS49	Fuel pressure sensor	F2		
VOLKSWAGEN							
AMAROK (2HA, 2HB, S1B, S6B, S7A, S7B)							
2.0 BITDI 4motion	132	11/11 →	APS91	Intake pressure sensor	A3	OE 0279980411	
			SAG155	Crankshaft sensor	B3	OE 032906433A	
			STS0153	Exhaust gas temperature sensor	C1	Position: after soot particulate filter; Cable length: 1265	
			SPS005	Exhaust gas pressure sensor	C2	OE 076906051B	

	kW			DESCRIPTION	TYPE	
VOLKSWAGEN						
AMAROK (2HA, 2HB, S1B, S6B, S7A, S7B)						
2.0 BitDI 4motion	132	11/11 →	MWSS027	ABS sensor	D1	OE 7H0927803; Position: left front
			MWSS028	ABS sensor	D1	OE 7H0927804; Position: right front
			SPA111	Coolant temperature sensor	E3	OE 06A919501
			SAA105	Oil pressure switches	F1	OE 036919081A
	120	09/10 → 10/16	APS70	Intake pressure sensor	A3	OE 036906051G
			APS91	Intake pressure sensor	A3	OE 0279980411
			SAG155	Crankshaft sensor	B3	OE 032906433A
			STS0153	Exhaust gas temperature sensor	C1	Position: after soot particulate filter; Cable length: 1265
			SPS005	Exhaust gas pressure sensor	C2	OE 076906051B
			MWSS027	ABS sensor	D1	OE 7H0927803; Position: left front
			MWSS028	ABS sensor	D1	OE 7H0927804; Position: right front
			SPA111	Coolant temperature sensor	E3	OE 06A919501
			SAA105	Oil pressure switches	F1	OE 036919081A
			BEETLE (5C1, 5C2)			
1.2 TSI	77	07/11 → 07/19	APS40	Intake pressure sensor	A3	OE 038906051B
			SAD031	Knock sensor	B1	OE 030905377C
			SAC011	Camshaft sensor	B2	OE 030907601
			SAG155	Crankshaft sensor	B3	OE 032906433A
			MWSS020	ABS sensor	D1	OE 1K0927807; Position: left rear
			MWSS021	ABS sensor	D1	OE 1K0927808; Position: right rear
			MWSS027	ABS sensor	D1	OE 7H0927803; Position: left front
			MWSS028	ABS sensor	D1	OE 7H0927804; Position: right front
			SPA192	Coolant temperature sensor	E3	OE 03F919501A
			APS131	Fuel pressure sensor	F2	OE 03C906051H
1.6 TDI	77	10/11 → 07/16	ATS16	Air temperature sensor	A1	OE 03G906051E; With integrated air pressure sensor
			SAG155	Crankshaft sensor	B3	OE 032906433A
			STS0011	Exhaust gas temperature sensor	C1	Position: before soot particulate filter; Cable length: 710
			STS0013	Exhaust gas temperature sensor	C1	Position: after soot particulate filter; Cable length: 825
			SPS005	Exhaust gas pressure sensor	C2	OE 076906051B
			MWSS020	ABS sensor	D1	OE 1K0927807; Position: left rear
			MWSS021	ABS sensor	D1	OE 1K0927808; Position: right rear
			MWSS027	ABS sensor	D1	OE 7H0927803; Position: left front
			MWSS028	ABS sensor	D1	OE 7H0927804; Position: right front
			SPA111	Coolant temperature sensor	E3	OE 06A919501
2.0 TDI	103	04/11 → 07/16	ATS16	Air temperature sensor	A1	OE 03G906051E; With integrated air pressure sensor
			SAG155	Crankshaft sensor	B3	OE 032906433A
			SPS005	Exhaust gas pressure sensor	C2	OE 076906051B
			MWSS020	ABS sensor	D1	OE 1K0927807; Position: left rear
			MWSS021	ABS sensor	D1	OE 1K0927808; Position: right rear
			MWSS027	ABS sensor	D1	OE 7H0927803; Position: left front
			MWSS028	ABS sensor	D1	OE 7H0927804; Position: right front
			SPA111	Coolant temperature sensor	E3	OE 06A919501
2.0 TSI	155	12/12 → 11/13	SAG271	Crankshaft sensor	B3	OE 06K906433
BEETLE Cabriolet (5C7, 5C8)						
1.2 TSI	77	12/11 → 07/19	APS40	Intake pressure sensor	A3	OE 038906051B
			SAD031	Knock sensor	B1	OE 030905377C
			SAC011	Camshaft sensor	B2	OE 030907601
			MWSS020	ABS sensor	D1	OE 1K0927807; Position: left rear
			MWSS021	ABS sensor	D1	OE 1K0927808; Position: right rear

	KW			DESCRIPTION	TYPE	
VOLKSWAGEN						
BEETLE Cabriolet (5C7, 5C8)						
1.2 TSI	77	12/11 → 07/19	MWSS027	ABS sensor	D1	OE 7H0927803; Position: left front
			MWSS028	ABS sensor	D1	OE 7H0927804; Position: right front
			SPA192	Coolant temperature sensor	E3	OE 03F919501A
			APS131	Fuel pressure sensor	F2	OE 03C906051H
1.2 TSI 16V	77	12/14 → 07/19	SAD031	Knock sensor	B1	OE 030905377C
			SAC120	Camshaft sensor	B2	OE 04C907601
			MWSS020	ABS sensor	D1	OE 1K0927807; Position: left rear
			MWSS021	ABS sensor	D1	OE 1K0927808; Position: right rear
			MWSS027	ABS sensor	D1	OE 7H0927803; Position: left front
			MWSS028	ABS sensor	D1	OE 7H0927804; Position: right front
			SAG271	Crankshaft sensor	B3	OE 06K906433
2.0 TSI	155	12/12 → 11/13	SAG271	Crankshaft sensor	B3	OE 06K906433
BORA (1J2)						
1.6	74	10/98 → 05/05	ATS23	Air temperature sensor	A1	OE 1J0919379A
			SAC011	Camshaft sensor	B2	OE 030907601
			SAC015	Camshaft sensor	B2	OE 06A905161B; OE Quality
			SAC015-1	Camshaft sensor	B2	OE 06A905161B; Aftermarket Quality
			SAC067	Camshaft sensor	B2	OE 07K907601
			SAG026	Crankshaft sensor	B3	OE 095927321
			SAG018	Crankshaft sensor	B3	OE 06A906433C
			SAG183	Crankshaft sensor	B3	OE 1H0919149A
			SAG184	Crankshaft sensor	B3	OE 1H0919149C
			SAG215	Crankshaft sensor	B3	OE 01M927321
			SAG220	Crankshaft sensor	B3	OE 01M927321B
			SAG221	Crankshaft sensor	B3	OE 095927321B
			MWSS000	ABS sensor	D1	OE 1H0927808; Position: right front
			MWSS001	ABS sensor	D1	OE 1H0927807; Position: left front
	MWSS002	ABS sensor	D1	OE 1J0927807B; Position: rear axle left and right		
	SPA109	Coolant temperature sensor	E3	OE 059919501A		
	SPA110	Coolant temperature sensor	E3	OE 357919501A		
	SPA111	Coolant temperature sensor	E3	OE 06A919501		
	SPA165	Coolant temperature sensor	E3	OE 078919501B		
	75	08/00 → 05/05	ATS23	Air temperature sensor	A1	OE 1J0919379A
			SAD031	Knock sensor	B1	OE 030905377C
			SAC015	Camshaft sensor	B2	OE 06A905161B; OE Quality
			SAC015-1	Camshaft sensor	B2	OE 06A905161B; Aftermarket Quality
			SAC067	Camshaft sensor	B2	OE 07K907601
			SAC075	Camshaft sensor	B2	OE 06B905163A
			SAG183	Crankshaft sensor	B3	OE 1H0919149A
			SAG184	Crankshaft sensor	B3	OE 1H0919149C
			SAG215	Crankshaft sensor	B3	OE 01M927321
SAG220			Crankshaft sensor	B3	OE 01M927321B	
SAG221			Crankshaft sensor	B3	OE 095927321B	
MWSS000			ABS sensor	D1	OE 1H0927808; Position: right front	
MWSS001			ABS sensor	D1	OE 1H0927807; Position: left front	
MWSS002			ABS sensor	D1	OE 1J0927807B; Position: rear axle left and right	
SPA109	Coolant temperature sensor	E3	OE 059919501A			
SPA110	Coolant temperature sensor	E3	OE 357919501A			
SPA111	Coolant temperature sensor	E3	OE 06A919501			
SPA165	Coolant temperature sensor	E3	OE 078919501B			
1.6 16V	77	05/00 → 05/05	ATS23	Air temperature sensor	A1	OE 1J0919379A
			APS87	Intake pressure sensor	A3	OE 03D906051
			APS125	Intake pressure sensor	A3	OE 036906051
			SAD028	Knock sensor	B1	OE 030905377A



kW



PARTS & SERVICES

DESCRIPTION

TYPE


VOLKSWAGEN
BORA (1J2)

1.6 16V	77	05/00 → 05/05	SAD031	Knock sensor	B1	OE 030905377C
			SAC014	Camshaft sensor	B2	OE 02E927321A
			SAC089	Camshaft sensor	B2	OE 070907601
			SAG183	Crankshaft sensor	B3	OE 1H0919149A
			SAG184	Crankshaft sensor	B3	OE 1H0919149C
			MWSS000	ABS sensor	D1	OE 1H0927808; Position: right front
			MWSS001	ABS sensor	D1	OE 1H0927807; Position: left front
			MWSS002	ABS sensor	D1	OE 1J0927807B; Position: rear axle left and right
			SPA109	Coolant temperature sensor	E3	OE 059919501A
			SPA111	Coolant temperature sensor	E3	OE 06A919501
			1.9 TDI	66	10/98 → 05/05	ATS23
APS39	Intake pressure sensor	A3				OE 038906051
SAG026	Crankshaft sensor	B3				OE 095927321
SAG138	Crankshaft sensor	B3				OE 038907319
SAG183	Crankshaft sensor	B3				OE 1H0919149A
SAG184	Crankshaft sensor	B3				OE 1H0919149C
SAG215	Crankshaft sensor	B3				OE 01M927321
SAG220	Crankshaft sensor	B3				OE 01M927321B
SAG221	Crankshaft sensor	B3				OE 095927321B
SAG238	Crankshaft sensor	B3				OE 038907319A
MWSS000	ABS sensor	D1				OE 1H0927808; Position: right front
MWSS001	ABS sensor	D1				OE 1H0927807; Position: left front
MWSS002	ABS sensor	D1				OE 1J0927807B; Position: rear axle left and right
SPA109	Coolant temperature sensor	E3				OE 059919501A
SPA111	Coolant temperature sensor	E3		OE 06A919501		
SPA165	Coolant temperature sensor	E3		OE 078919501B		
81	10/98 → 06/01	ATS23		Air temperature sensor	A1	OE 1J0919379A
		APS39		Intake pressure sensor	A3	OE 038906051
		SAG026		Crankshaft sensor	B3	OE 095927321
		SAG138		Crankshaft sensor	B3	OE 038907319
		SAG183		Crankshaft sensor	B3	OE 1H0919149A
		SAG184		Crankshaft sensor	B3	OE 1H0919149C
		SAG215		Crankshaft sensor	B3	OE 01M927321
		SAG220		Crankshaft sensor	B3	OE 01M927321B
		SAG221		Crankshaft sensor	B3	OE 095927321B
		SAG238		Crankshaft sensor	B3	OE 038907319A
		MWSS000		ABS sensor	D1	OE 1H0927808; Position: right front
		MWSS001	ABS sensor	D1	OE 1H0927807; Position: left front	
		MWSS002	ABS sensor	D1	OE 1J0927807B; Position: rear axle left and right	
		SPA109	Coolant temperature sensor	E3	OE 059919501A	
SPA111	Coolant temperature sensor	E3	OE 06A919501			
SPA165	Coolant temperature sensor	E3	OE 078919501B			
74	09/00 → 05/05	ATS23	Air temperature sensor	A1	OE 1J0919379A	
		APS39	Intake pressure sensor	A3	OE 038906051	
		APS40	Intake pressure sensor	A3	OE 038906051B	
		SAC115	Camshaft sensor	B2	OE 038957147A	
		SAG015	Camshaft sensor	B2	OE 038907319D	
		SAG183	Crankshaft sensor	B3	OE 1H0919149A	
		SAG184	Crankshaft sensor	B3	OE 1H0919149C	
		MWSS000	ABS sensor	D1	OE 1H0927808; Position: right front	
		MWSS001	ABS sensor	D1	OE 1H0927807; Position: left front	

	KW			DESCRIPTION	TYPE	
VOLKSWAGEN						
BORA (1J2)						
1.9 TDI	74	09/00 → 05/05	MWSS002	ABS sensor	D1	OE 1J0927807B; Position: rear axle left and right
			SPA109	Coolant temperature sensor	E3	OE 059919501A
			SPA111	Coolant temperature sensor	E3	OE 06A919501
			SPA165	Coolant temperature sensor	E3	OE 078919501B
	96	11/00 → 05/05	ATS23	Air temperature sensor	A1	OE 1J0919379A
			APS39	Intake pressure sensor	A3	OE 038906051
		04/01 → 05/05	SAC115	Camshaft sensor	B2	OE 038957147A
			SAG015	Camshaft sensor	B2	OE 038907319D
		11/00 → 05/05	SAG183	Crankshaft sensor	B3	OE 1H0919149A
			SAG184	Crankshaft sensor	B3	OE 1H0919149C
		04/01 → 05/05	MWSS000	ABS sensor	D1	OE 1H0927808; Position: right front
			MWSS001	ABS sensor	D1	OE 1H0927807; Position: left front
			MWSS002	ABS sensor	D1	OE 1J0927807B; Position: rear axle left and right
			11/00 → 05/05	SPA109	Coolant temperature sensor	E3
		SPA111		Coolant temperature sensor	E3	OE 06A919501
		2.0	85	10/98 → 12/13	ATS23	Air temperature sensor
SAF001	Fuel water sensor				A4	
SAD028	Knock sensor				B1	OE 030905377A
SAD031	Knock sensor				B1	OE 030905377C
SAC015	Camshaft sensor				B2	OE 06A905161B; OE Quality
SAC015-1	Camshaft sensor				B2	OE 06A905161B; Aftermarket Quality
SAG026	Crankshaft sensor				B3	OE 095927321
SAG018	Crankshaft sensor				B3	OE 06A906433C
SAG183	Crankshaft sensor				B3	OE 1H0919149A
SAG184	Crankshaft sensor				B3	OE 1H0919149C
SAG215	Crankshaft sensor				B3	OE 01M927321
SAG220	Crankshaft sensor				B3	OE 01M927321B
SAG221	Crankshaft sensor				B3	OE 095927321B
MWSS000	ABS sensor				D1	OE 1H0927808; Position: right front
MWSS001	ABS sensor				D1	OE 1H0927807; Position: left front
MWSS002	ABS sensor	D1	OE 1J0927807B; Position: rear axle left and right			
2.3 V5	125	10/00 → 05/05	SAG065	Crankshaft sensor	B3	OE 022957147
2.3 V5 4motion	125	10/00 → 05/05	SAG065	Crankshaft sensor	B3	OE 022957147
2.8 V6 4motion	150	03/99 → 05/05	SAG065	Crankshaft sensor	B3	OE 022957147
BORA Variant (1J6)						
1.9 TDI	85	05/99 → 06/01	ATS23	Air temperature sensor	A1	OE 1J0919379A
			APS39	Intake pressure sensor	A3	OE 038906051
			SAC115	Camshaft sensor	B2	OE 038957147A
			SAG015	Camshaft sensor	B2	OE 038907319D
			SAG026	Crankshaft sensor	B3	OE 095927321
			SAG183	Crankshaft sensor	B3	OE 1H0919149A
			SAG184	Crankshaft sensor	B3	OE 1H0919149C
			SAG221	Crankshaft sensor	B3	OE 095927321B
			MWSS000	ABS sensor	D1	OE 1H0927808; Position: right front
			MWSS001	ABS sensor	D1	OE 1H0927807; Position: left front
			MWSS002	ABS sensor	D1	OE 1J0927807B; Position: rear axle left and right
			SPA109	Coolant temperature sensor	E3	OE 059919501A
			SPA111	Coolant temperature sensor	E3	OE 06A919501
SPA165	Coolant temperature sensor	E3	OE 078919501B			

	kW			DESCRIPTION	TYPE	
VOLKSWAGEN						
BORA Variant (1J6)						
1.9 TDI	74	09/00 → 05/05	ATS23	Air temperature sensor	A1	OE 1J0919379A
			APS39	Intake pressure sensor	A3	OE 038906051
			APS40	Intake pressure sensor	A3	OE 038906051B
			SAC115	Camshaft sensor	B2	OE 038957147A
			SAG015	Camshaft sensor	B2	OE 038907319D
			SAG183	Crankshaft sensor	B3	OE 1H0919149A
			SAG184	Crankshaft sensor	B3	OE 1H0919149C
			MWSS000	ABS sensor	D1	OE 1H0927808; Position: right front
			MWSS001	ABS sensor	D1	OE 1H0927807; Position: left front
			MWSS002	ABS sensor	D1	OE 1J0927807B; Position: rear axle left and right
			SPA109	Coolant temperature sensor	E3	OE 059919501A
			SPA111	Coolant temperature sensor	E3	OE 06A919501
			SPA165	Coolant temperature sensor	E3	OE 078919501B
2.3 V5	125	10/00 → 05/05	SAG065	Crankshaft sensor	B3	OE 022957147
2.3 V5 4motion	125	10/00 → 05/05	SAG065	Crankshaft sensor	B3	OE 022957147
2.8 V6 4motion	150	05/99 → 05/05	SAG065	Crankshaft sensor	B3	OE 022957147
2.8 VR6	150	03/00 → 05/00	SAG065	Crankshaft sensor	B3	OE 022957147
CADDY ALLTRACK Furgonato (SAA)						
2.0 TDI	75	05/15 →	MWSS027	ABS sensor	D1	OE 7H0927803; Position: left front
			MWSS028	ABS sensor	D1	OE 7H0927804; Position: right front
			MWSS077	ABS sensor	D1	OE 2K0927807; Position: rear axle left and right
			MWSS141	ABS sensor	D1	OE WHT003864B; Position: rear axle left and right
CADDY ALLTRACK Station wagon (SAB)						
2.0 TDI	75	11/15 →	MWSS027	ABS sensor	D1	OE 7H0927803; Position: left front
			MWSS028	ABS sensor	D1	OE 7H0927804; Position: right front
		05/15 →	MWSS077	ABS sensor	D1	OE 2K0927807; Position: rear axle left and right
			MWSS141	ABS sensor	D1	OE WHT003864B; Position: rear axle left and right
	110	05/15 →	MWSS027	ABS sensor	D1	OE 7H0927803; Position: left front
			MWSS028	ABS sensor	D1	OE 7H0927804; Position: right front
			MWSS077	ABS sensor	D1	OE 2K0927807; Position: rear axle left and right
			MWSS141	ABS sensor	D1	OE WHT003864B; Position: rear axle left and right
CADDY I (14)						
1.5	51	08/82 → 07/83	SAA102	Oil pressure switches	F1	OE 021919081C
1.6	55	01/83 → 07/92	SAA102	Oil pressure switches	F1	OE 021919081C
1.6 D	40	08/82 → 07/92	SAA102	Oil pressure switches	F1	OE 021919081C
1.8	70	08/85 → 07/92	SPA143	Coolant temperature sensor	E3	OE 026906161
			SAA102	Oil pressure switches	F1	OE 021919081C
CADDY II Furgonato (9K9A)						
1.9 TDI	66	09/96 → 01/04	APS29	Intake pressure sensor	A3	OE 2379063111
CADDY II Station wagon (9K9B)						
1.9 TDI	66	10/96 → 01/04	APS29	Intake pressure sensor	A3	OE 2379063111
CADDY III Furgonato (2KA, 2KH, 2CA, 2CH)						
1.6 TDI	55	08/10 → 05/15	ATS16	Air temperature sensor	A1	OE 03G906051E; With integrated air pressure sensor
			SAG155	Crankshaft sensor	B3	OE 032906433A
			STS0065	Exhaust gas temperature sensor	C1	Position: after soot particulate filter; Cable length: 934

		KW			DESCRIPTION	TYPE		
VOLKSWAGEN								
CADDY III Furgonato (2KA, 2KH, 2CA, 2CH)								
1.6 TDI	55	08/10 → 05/15	STS0125	Exhaust gas temperature sensor	C1	Position: before soot particulate filter; Cable length: 872		
			SPS005	Exhaust gas pressure sensor	C2	OE 076906051B		
			MWSS027	ABS sensor	D1	OE 7H0927803; Position: left front		
			MWSS028	ABS sensor	D1	OE 7H0927804; Position: right front		
			MWSS077	ABS sensor	D1	OE 2K0927807; Position: rear axle left and right		
			SPA111	Coolant temperature sensor	E3	OE 06A919501		
			SAA105	Oil pressure switches	F1	OE 036919081A		
	75	08/10 → 05/15	ATS16	Air temperature sensor	A1	OE 03G906051E; With integrated air pressure sensor		
			SAG155	Crankshaft sensor	B3	OE 032906433A		
			STS0065	Exhaust gas temperature sensor	C1	Position: after soot particulate filter; Cable length: 934		
			STS0125	Exhaust gas temperature sensor	C1	Position: before soot particulate filter; Cable length: 872		
			SPS005	Exhaust gas pressure sensor	C2	OE 076906051B		
			MWSS027	ABS sensor	D1	OE 7H0927803; Position: left front		
			MWSS028	ABS sensor	D1	OE 7H0927804; Position: right front		
1.9 TDI	77	04/04 → 08/10	ATS23	Air temperature sensor	A1	OE 1J0919379A		
			APS40	Intake pressure sensor	A3	OE 038906051B		
			SAC118	Camshaft sensor	B2	OE 03G906433		
			SAG166	Crankshaft sensor	B3	OE 036906433		
			STS0017	Exhaust gas temperature sensor	C1	Position: before turbocharger; Cable length: 720		
			STS0019	Exhaust gas temperature sensor	C1	Position: before soot particulate filter; Cable length: 510		
			STS0027	Exhaust gas temperature sensor	C1	Position: after soot particulate filter; Cable length: 920		
			SPS003	Exhaust gas pressure sensor	C2	OE 03G906051		
			MWSS027	ABS sensor	D1	OE 7H0927803; Position: left front		
			MWSS028	ABS sensor	D1	OE 7H0927804; Position: right front		
			MWSS077	ABS sensor	D1	OE 2K0927807; Position: rear axle left and right		
			SPA111	Coolant temperature sensor	E3	OE 06A919501		
			55	09/05 → 08/10	APS40	Intake pressure sensor	A3	OE 038906051B
					SAC118	Camshaft sensor	B2	OE 03G906433
	SAG166	Crankshaft sensor			B3	OE 036906433		
	STS0017	Exhaust gas temperature sensor			C1	Position: before turbocharger; Cable length: 720		
	STS0019	Exhaust gas temperature sensor			C1	Position: before soot particulate filter; Cable length: 510		
	STS0027	Exhaust gas temperature sensor			C1	Position: after soot particulate filter; Cable length: 920		
	SPS003	Exhaust gas pressure sensor			C2	OE 03G906051		
	09/05 → 10/09	09/05 → 08/10	MWSS027	ABS sensor	D1	OE 7H0927803; Position: left front		
			MWSS028	ABS sensor	D1	OE 7H0927804; Position: right front		
09/05 → 08/10	09/05 → 08/10	MWSS077	ABS sensor	D1	OE 2K0927807; Position: rear axle left and right			
		SPA111	Coolant temperature sensor	E3	OE 06A919501			

	kW			DESCRIPTION	TYPE		
VOLKSWAGEN							
CADDY III Furgonato (2KA, 2KH, 2CA, 2CH)							
2.0 EcoFuel	80	04/06 → 05/15	APS91	Intake pressure sensor	A3	OE 0279980411	
			SAD031	Knock sensor	B1	OE 030905377C	
			SAC015	Camshaft sensor	B2	OE 06A905161B; OE Quality	
			SAC015-1	Camshaft sensor	B2	OE 06A905161B; Aftermarket Quality	
			MWSS027	ABS sensor	D1	OE 7H0927803; Position: left front	
			MWSS028	ABS sensor	D1	OE 7H0927804; Position: right front	
		04/06 → 10/09	MWSS077	ABS sensor	D1	OE 2K0927807; Position: rear axle left and right	
		04/06 → 05/15	SPA111	Coolant temperature sensor	E3	OE 06A919501	
2.0 SDI	51	03/04 → 08/10	ATS23	Air temperature sensor	A1	OE 1J0919379A	
			APS40	Intake pressure sensor	A3	OE 038906051B	
			SAC118	Camshaft sensor	B2	OE 03G906433	
			SAG166	Crankshaft sensor	B3	OE 036906433	
			MWSS027	ABS sensor	D1	OE 7H0927803; Position: left front	
			MWSS028	ABS sensor	D1	OE 7H0927804; Position: right front	
		03/04 → 10/09	MWSS077	ABS sensor	D1	OE 2K0927807; Position: rear axle left and right	
		03/04 → 08/10	SPA111	Coolant temperature sensor	E3	OE 06A919501	
CADDY III Station wagon (2KB, 2KJ, 2CB, 2CJ)							
1.2 TSI	63	09/10 → 05/15	APS40	Intake pressure sensor	A3	OE 038906051B	
			SAD031	Knock sensor	B1	OE 030905377C	
			SAC011	Camshaft sensor	B2	OE 030907601	
			SAG155	Crankshaft sensor	B3	OE 032906433A	
			MWSS027	ABS sensor	D1	OE 7H0927803; Position: left front	
			MWSS028	ABS sensor	D1	OE 7H0927804; Position: right front	
			MWSS077	ABS sensor	D1	OE 2K0927807; Position: rear axle left and right	
				SPA111	Coolant temperature sensor	E3	OE 06A919501
				APS131	Fuel pressure sensor	F2	OE 03C906051H
	77	09/10 → 05/15	APS40	Intake pressure sensor	A3	OE 038906051B	
			SAD031	Knock sensor	B1	OE 030905377C	
			SAC011	Camshaft sensor	B2	OE 030907601	
			SAG155	Crankshaft sensor	B3	OE 032906433A	
			MWSS027	ABS sensor	D1	OE 7H0927803; Position: left front	
MWSS028			ABS sensor	D1	OE 7H0927804; Position: right front		
MWSS077			ABS sensor	D1	OE 2K0927807; Position: rear axle left and right		
			SPA111	Coolant temperature sensor	E3	OE 06A919501	
			APS131	Fuel pressure sensor	F2	OE 03C906051H	
1.4	59	05/06 → 08/10	APS91	Intake pressure sensor	A3	OE 0279980411	
			SAD031	Knock sensor	B1	OE 030905377C	
			SAC014	Camshaft sensor	B2	OE 02E927321A	
			SAG155	Crankshaft sensor	B3	OE 032906433A	
			SAG166	Crankshaft sensor	B3	OE 036906433	
			MWSS027	ABS sensor	D1	OE 7H0927803; Position: left front	
	MWSS028	ABS sensor	D1	OE 7H0927804; Position: right front			
			05/06 → 10/09	MWSS077	ABS sensor	D1	OE 2K0927807; Position: rear axle left and right
			05/06 → 08/10	SPA111	Coolant temperature sensor	E3	OE 06A919501
			SAA105	Oil pressure switches	F1	OE 036919081A	
1.6	75	04/04 → 05/15	APS86	Intake pressure sensor	A3	OE 06B906051	
			SAD031	Knock sensor	B1	OE 030905377C	
			SAC075	Camshaft sensor	B2	OE 06B905163A	
			MWSS027	ABS sensor	D1	OE 7H0927803; Position: left front	
			MWSS028	ABS sensor	D1		

					DESCRIPTION	TYPE		
VOLKSWAGEN								
CADDY III Station wagon (2KB, 2KJ, 2CB, 2CJ)								
1.6	75	04/04 → 10/09	MWSS077	ABS sensor	D1	OE 2K0927807; Position: rear axle left and right		
		04/04 → 05/15	SPA111	Coolant temperature sensor	E3	OE 06A919501		
1.6 TDI	55	08/10 → 05/15	ATS16	Air temperature sensor	A1	OE 03G906051E; With integrated air pressure sensor		
			SAG155	Crankshaft sensor	B3	OE 032906433A		
			STS0065	Exhaust gas temperature sensor	C1	Position: after soot particulate filter; Cable length: 934		
			STS0125	Exhaust gas temperature sensor	C1	Position: before soot particulate filter; Cable length: 872		
			SPS005	Exhaust gas pressure sensor	C2	OE 076906051B		
			MWSS027	ABS sensor	D1	OE 7H0927803; Position: left front		
			MWSS028	ABS sensor	D1	OE 7H0927804; Position: right front		
			MWSS077	ABS sensor	D1	OE 2K0927807; Position: rear axle left and right		
	75	08/10 → 05/15	ATS16	Air temperature sensor	A1	OE 03G906051E; With integrated air pressure sensor		
			SAG155	Crankshaft sensor	B3	OE 032906433A		
			STS0065	Exhaust gas temperature sensor	C1	Position: after soot particulate filter; Cable length: 934		
			STS0125	Exhaust gas temperature sensor	C1	Position: before soot particulate filter; Cable length: 872		
			SPS005	Exhaust gas pressure sensor	C2	OE 076906051B		
			MWSS027	ABS sensor	D1	OE 7H0927803; Position: left front		
			MWSS028	ABS sensor	D1	OE 7H0927804; Position: right front		
			MWSS077	ABS sensor	D1	OE 2K0927807; Position: rear axle left and right		
1.9 TDI	77	04/04 → 08/10	APS40	Intake pressure sensor	A3	OE 038906051B		
			SAC118	Camshaft sensor	B2	OE 03G906433		
			SAG166	Crankshaft sensor	B3	OE 036906433		
			STS0017	Exhaust gas temperature sensor	C1	Position: before turbocharger; Cable length: 720		
			STS0019	Exhaust gas temperature sensor	C1	Position: before soot particulate filter; Cable length: 510		
			STS0027	Exhaust gas temperature sensor	C1	Position: after soot particulate filter; Cable length: 920		
			SPS003	Exhaust gas pressure sensor	C2	OE 03G906051		
			MWSS027	ABS sensor	D1	OE 7H0927803; Position: left front		
	MWSS028	ABS sensor	D1	OE 7H0927804; Position: right front				
	55	09/05 → 08/10	04/04 → 10/09	MWSS077	ABS sensor	D1	OE 2K0927807; Position: rear axle left and right	
			04/04 → 08/10	SPA111	Coolant temperature sensor	E3	OE 06A919501	
			APS40	Intake pressure sensor	A3	OE 038906051B		
			SAC118	Camshaft sensor	B2	OE 03G906433		
			SAG166	Crankshaft sensor	B3	OE 036906433		
			STS0017	Exhaust gas temperature sensor	C1	Position: before turbocharger; Cable length: 720		
			STS0019	Exhaust gas temperature sensor	C1	Position: before soot particulate filter; Cable length: 510		
STS0027			Exhaust gas temperature sensor	C1	Position: after soot particulate filter; Cable length: 920			

	kW			DESCRIPTION	TYPE	
VOLKSWAGEN						
CADDY III Station wagon (2KB, 2KJ, 2CB, 2CJ)						
1.9 TDI	55	09/05 → 08/10	SPS003	Exhaust gas pressure sensor	C2	OE 03G906051
			MWSS027	ABS sensor	D1	OE 7H0927803; Position: left front
			MWSS028	ABS sensor	D1	OE 7H0927804; Position: right front
		09/05 → 10/09	MWSS077	ABS sensor	D1	OE 2K0927807; Position: rear axle left and right
		09/05 → 08/10	SPA111	Coolant temperature sensor	E3	OE 06A919501
2.0 EcoFuel	80	04/06 → 05/15	APS91	Intake pressure sensor	A3	OE 0279980411
			SAD031	Knock sensor	B1	OE 030905377C
			SAC015	Camshaft sensor	B2	OE 06A905161B; OE Quality
			SAC015-1	Camshaft sensor	B2	OE 06A905161B; Aftermarket Quality
			MWSS027	ABS sensor	D1	OE 7H0927803; Position: left front
		MWSS028	ABS sensor	D1	OE 7H0927804; Position: right front	
		04/06 → 10/09	MWSS077	ABS sensor	D1	OE 2K0927807; Position: rear axle left and right
04/06 → 05/15	SPA111	Coolant temperature sensor	E3	OE 06A919501		
2.0 TDI	103	09/07 → 08/10	APS40	Intake pressure sensor	A3	OE 038906051B
			SAC118	Camshaft sensor	B2	OE 03G906433
			SAG166	Crankshaft sensor	B3	OE 036906433
			STS0017	Exhaust gas temperature sensor	C1	Position: before turbocharger; Cable length: 720
			STS0019	Exhaust gas temperature sensor	C1	Position: before soot particulate filter; Cable length: 510
			STS0027	Exhaust gas temperature sensor	C1	Position: after soot particulate filter; Cable length: 920
			SPS003	Exhaust gas pressure sensor	C2	OE 03G906051
			MWSS027	ABS sensor	D1	OE 7H0927803; Position: left front
		MWSS028	ABS sensor	D1	OE 7H0927804; Position: right front	
		09/07 → 10/09	MWSS077	ABS sensor	D1	OE 2K0927807; Position: rear axle left and right
		09/07 → 08/10	SPA111	Coolant temperature sensor	E3	OE 06A919501
2.0 TDI 16V	103	11/10 → 05/15	ATS16	Air temperature sensor	A1	OE 03G906051E; With integrated air pressure sensor
			SAG155	Crankshaft sensor	B3	OE 032906433A
			SPS004	Exhaust gas pressure sensor	C2	OE 059906051C
			MWSS027	ABS sensor	D1	OE 7H0927803; Position: left front
			MWSS028	ABS sensor	D1	OE 7H0927804; Position: right front
			MWSS077	ABS sensor	D1	OE 2K0927807; Position: rear axle left and right
			SPA111	Coolant temperature sensor	E3	OE 06A919501
			SAA105	Oil pressure switches	F1	OE 036919081A
CADDY IV Furgonato (SAA, SAH)						
1.6 TDI	75	05/15 →	STS0125	Exhaust gas temperature sensor	C1	Position: post-catalyst; Cable length: 872
			SPS005	Exhaust gas pressure sensor	C2	OE 076906051B
			MWSS027	ABS sensor	D1	OE 7H0927803; Position: left front
			MWSS028	ABS sensor	D1	OE 7H0927804; Position: right front
			MWSS077	ABS sensor	D1	OE 2K0927807; Position: rear axle left and right
			MWSS141	ABS sensor	D1	OE WHT003864B; Position: rear axle left and right
2.0 TDI	75	05/15 →	SAC129	Camshaft sensor	B2	OE 04L907601
			SAG286	Crankshaft sensor	B3	OE 04L906433
			MWSS027	ABS sensor	D1	OE 7H0927803; Position: left front
			MWSS028	ABS sensor	D1	OE 7H0927804; Position: right front

	KW			DESCRIPTION	TYPE	
VOLKSWAGEN						
CADDY IV Furgonato (SAA, SAH)						
2.0 TDI	75	05/15 →	MWSS077	ABS sensor	D1	OE 2K0927807; Position: rear axle left and right
			MWSS141	ABS sensor	D1	OE WHT003864B; Position: rear axle left and right
CADDY IV Station wagon (SAB, SAJ)						
2.0 TDI	75	05/15 →	SAC129	Camshaft sensor	B2	OE 04L907601
			SAG286	Crankshaft sensor	B3	OE 04L906433
			MWSS027	ABS sensor	D1	OE 7H0927803; Position: left front
			MWSS028	ABS sensor	D1	OE 7H0927804; Position: right front
			MWSS077	ABS sensor	D1	OE 2K0927807; Position: rear axle left and right
			MWSS141	ABS sensor	D1	OE WHT003864B; Position: rear axle left and right
	110	05/15 →	SAC129	Camshaft sensor	B2	OE 04L907601
			SAG286	Crankshaft sensor	B3	OE 04L906433
			MWSS027	ABS sensor	D1	OE 7H0927803; Position: left front
			MWSS028	ABS sensor	D1	OE 7H0927804; Position: right front
			MWSS077	ABS sensor	D1	OE 2K0927807; Position: rear axle left and right
			MWSS141	ABS sensor	D1	OE WHT003864B; Position: rear axle left and right
CC (358)						
2.0 TDI	103	11/11 → 12/16	ATS16	Air temperature sensor	A1	OE 03G906051E; With integrated air pressure sensor
			SPS005	Exhaust gas pressure sensor	C2	OE 076906051B
			MWSS020	ABS sensor	D1	OE 1K0927807; Position: left rear
			MWSS027	ABS sensor	D1	OE 7H0927803; Position: left front
			MWSS028	ABS sensor	D1	OE 7H0927804; Position: right front
			MWSS142	ABS sensor	D1	OE 1K0927807A; Position: left rear
			MWSS143	ABS sensor	D1	OE 1K0927808A; Position: right rear
			SPA111	Coolant temperature sensor	E3	OE 06A919501
	130	12/12 → 12/16	ATS16	Air temperature sensor	A1	OE 03G906051E; With integrated air pressure sensor
			SPS005	Exhaust gas pressure sensor	C2	OE 076906051B
			MWSS027	ABS sensor	D1	OE 7H0927803; Position: left front
			MWSS028	ABS sensor	D1	OE 7H0927804; Position: right front
			MWSS142	ABS sensor	D1	OE 1K0927807A; Position: left rear
			MWSS143	ABS sensor	D1	OE 1K0927808A; Position: right rear
SPA111	Coolant temperature sensor	E3	OE 06A919501			
CORRADO (53I)						
1.8 16V	100	04/89 → 07/92	SAA102	Oil pressure switches	F1	OE 021919081C
1.8 G60	118	09/88 → 09/93	SAA102	Oil pressure switches	F1	OE 021919081C
2.0 i	85	04/93 → 12/95	SAA102	Oil pressure switches	F1	OE 021919081C
2.0 i 16V	100	08/91 → 12/95	SPA143	Coolant temperature sensor	E3	OE 026906161
			SAA102	Oil pressure switches	F1	OE 021919081C
2.9 VR6	140	08/91 → 12/95	SAD002	Knock sensor	B1	OE 021905377
			SAG014	Camshaft sensor	B2	OE 021906433
			SAA102	Oil pressure switches	F1	OE 021919081C
CRAFTER 30-50 Furgonato (2E_)						
2.0 TDI	80	05/11 → 12/16	SAG155	Crankshaft sensor	B3	OE 032906433A
			STS0123	Exhaust gas temperature sensor	C1	Position: before turbocharger; Cable length: 565
		05/11 → 05/13	SPS005	Exhaust gas pressure sensor	C2	OE 076906051B



kW



PARTS & SERVICES

DESCRIPTION

TYPE


VOLKSWAGEN
CRAFTER 30-50 Furgonato (2E_)

2.0 TDI	80	05/11 → 12/16	MWSS167	ABS sensor	D1	OE 2E0927801B; Position: front axle left and right	
			MWSS168	ABS sensor	D1	OE 2E0927801; Position: left rear	
			MWSS169	ABS sensor	D1	OE 2E0927801A; Position: right rear	
			MWSS187	ABS sensor	D1	OE 2E0927748L; Position: front axle left and right	
			MWSS188	ABS sensor	D1	OE 2E0927748M; Position: left rear	
			MWSS189	ABS sensor	D1	OE 2E0927748N; Position: right rear	
			SPA111	Coolant temperature sensor	E3	OE 06A919501	
			SAA105	Oil pressure switches	F1	OE 036919081A	
	100	05/11 → 12/16	SAG155	Crankshaft sensor	B3	OE 032906433A	
			STS0123	Exhaust gas temperature sensor	C1	Position: before turbocharger; Cable length: 565	
		05/11 → 12/16	SPS005	Exhaust gas pressure sensor	C2	OE 076906051B	
			MWSS167	ABS sensor	D1	OE 2E0927801B; Position: front axle left and right	
			MWSS168	ABS sensor	D1	OE 2E0927801; Position: left rear	
			MWSS169	ABS sensor	D1	OE 2E0927801A; Position: right rear	
			MWSS187	ABS sensor	D1	OE 2E0927748L; Position: front axle left and right	
			MWSS188	ABS sensor	D1	OE 2E0927748M; Position: left rear	
	MWSS189	ABS sensor	D1	OE 2E0927748N; Position: right rear			
	120	07/11 → 12/16	SPA111	Coolant temperature sensor	E3	OE 06A919501	
			SAA105	Oil pressure switches	F1	OE 036919081A	
		07/11 → 12/16	SAG155	Crankshaft sensor	B3	OE 032906433A	
			STS0123	Exhaust gas temperature sensor	C1	Position: before turbocharger; Cable length: 565	
			SPS005	Exhaust gas pressure sensor	C2	OE 076906051B	
			MWSS167	ABS sensor	D1	OE 2E0927801B; Position: front axle left and right	
			MWSS168	ABS sensor	D1	OE 2E0927801; Position: left rear	
			MWSS169	ABS sensor	D1	OE 2E0927801A; Position: right rear	
	2.5 TDI	80	04/06 → 05/13	MWSS187	ABS sensor	D1	OE 2E0927748L; Position: front axle left and right
				MWSS188	ABS sensor	D1	OE 2E0927748M; Position: left rear
				MWSS189	ABS sensor	D1	OE 2E0927748N; Position: right rear
SPA111				Coolant temperature sensor	E3	OE 06A919501	
SAA105				Oil pressure switches	F1	OE 036919081A	
APS33				Intake pressure sensor	A3	OE 2E0906051A	
SAC118				Camshaft sensor	B2	OE 03G906433	
SAG155				Crankshaft sensor	B3	OE 032906433A	
SAG166				Crankshaft sensor	B3	OE 036906433	
STS0083				Exhaust gas temperature sensor	C1	Position: after soot particulate filter; Cable length: 395	
STS0085				Exhaust gas temperature sensor	C1	Position: before soot particulate filter; Cable length: 253	
STS0121				Exhaust gas temperature sensor	C1	Position: before turbocharger; Cable length: 575	
STS0187				Exhaust gas temperature sensor	C1	Position: after soot particulate filter; Cable length: 750	
STS0203				Exhaust gas temperature sensor	C1	Position: before turbocharger; Cable length: 595	
SPS003	Exhaust gas pressure sensor	C2	OE 03G906051				
MWSS167	ABS sensor	D1	OE 2E0927801B; Position: front axle left and right				

	KW			DESCRIPTION	TYPE	
VOLKSWAGEN						
CRAFTER 30-50 Furgonato (2E_)						
2.5 TDI	80	04/06 → 05/13	MWSS168	ABS sensor	D1	OE 2E0927801; Position: left rear
			MWSS169	ABS sensor	D1	OE 2E0927801A; Position: right rear
			MWSS187	ABS sensor	D1	OE 2E0927748L; Position: front axle left and right
			MWSS188	ABS sensor	D1	OE 2E0927748M; Position: left rear
			MWSS189	ABS sensor	D1	OE 2E0927748N; Position: right rear
			SPA111	Coolant temperature sensor	E3	OE 06A919501
	100	04/06 → 05/13	APS33	Intake pressure sensor	A3	OE 2E0906051A
			SAC118	Camshaft sensor	B2	OE 03G906433
			SAG155	Crankshaft sensor	B3	OE 032906433A
			SAG166	Crankshaft sensor	B3	OE 036906433
			STS0083	Exhaust gas temperature sensor	C1	Position: after soot particulate filter; Cable length: 395
			STS0085	Exhaust gas temperature sensor	C1	Position: before soot particulate filter; Cable length: 253
			STS0121	Exhaust gas temperature sensor	C1	Position: before turbocharger; Cable length: 575
			STS0187	Exhaust gas temperature sensor	C1	Position: after soot particulate filter; Cable length: 750
			STS0203	Exhaust gas temperature sensor	C1	Position: before turbocharger; Cable length: 595
			SPS003	Exhaust gas pressure sensor	C2	OE 03G906051
			MWSS167	ABS sensor	D1	OE 2E0927801B; Position: front axle left and right
			MWSS168	ABS sensor	D1	OE 2E0927801; Position: left rear
			MWSS169	ABS sensor	D1	OE 2E0927801A; Position: right rear
			MWSS187	ABS sensor	D1	OE 2E0927748L; Position: front axle left and right
MWSS188	ABS sensor	D1	OE 2E0927748M; Position: left rear			
MWSS189	ABS sensor	D1	OE 2E0927748N; Position: right rear			
SPA111	Coolant temperature sensor	E3	OE 06A919501			
CRAFTER 30-50 Pianale piatto/Telaio (2F_)						
2.0 TDI	80	05/11 → 12/16	SAG155	Crankshaft sensor	B3	OE 032906433A
			STS0123	Exhaust gas temperature sensor	C1	Position: before turbocharger; Cable length: 565
	100	05/11 → 05/13	SPS005	Exhaust gas pressure sensor	C2	OE 076906051B
			05/11 → 12/16	MWSS167	ABS sensor	D1
	MWSS168	ABS sensor		D1	OE 2E0927801; Position: left rear	
	MWSS169	ABS sensor		D1	OE 2E0927801A; Position: right rear	
	MWSS187	ABS sensor		D1	OE 2E0927748L; Position: front axle left and right	
	MWSS188	ABS sensor		D1	OE 2E0927748M; Position: left rear	
	MWSS189	ABS sensor		D1	OE 2E0927748N; Position: right rear	
	100	05/11 → 12/16	SPA111	Coolant temperature sensor	E3	OE 06A919501
			SAA105	Oil pressure switches	F1	OE 036919081A
		05/11 → 12/16	SAG155	Crankshaft sensor	B3	OE 032906433A
			STS0123	Exhaust gas temperature sensor	C1	Position: before turbocharger; Cable length: 565
			SPS005	Exhaust gas pressure sensor	C2	OE 076906051B
MWSS167			ABS sensor	D1	OE 2E0927801B; Position: front axle left and right	
MWSS168	ABS sensor	D1	OE 2E0927801; Position: left rear			
MWSS169	ABS sensor	D1	OE 2E0927801A; Position: right rear			

	kW			DESCRIPTION	TYPE	
VOLKSWAGEN						
CRAFTER 30-50 Pianale piatto/Telaio (2F_)						
2.0 TDI	100	05/11 → 12/16	MWSS187	ABS sensor	D1	OE 2E0927748L; Position: front axle left and right
			MWSS188	ABS sensor	D1	OE 2E0927748M; Position: left rear
			MWSS189	ABS sensor	D1	OE 2E0927748N; Position: right rear
			SPA111	Coolant temperature sensor	E3	OE 06A919501
			SAA105	Oil pressure switches	F1	OE 036919081A
	07/11 → 12/16	SAG155	Crankshaft sensor	B3	OE 032906433A	
		STS0123	Exhaust gas temperature sensor	C1	Position: before turbocharger; Cable length: 565	
	07/11 → 05/13	SPS005	Exhaust gas pressure sensor	C2	OE 076906051B	
	120	07/11 → 12/16	MWSS167	ABS sensor	D1	OE 2E0927801B; Position: front axle left and right
			MWSS168	ABS sensor	D1	OE 2E0927801; Position: left rear
			MWSS169	ABS sensor	D1	OE 2E0927801A; Position: right rear
			MWSS187	ABS sensor	D1	OE 2E0927748L; Position: front axle left and right
			MWSS188	ABS sensor	D1	OE 2E0927748M; Position: left rear
			MWSS189	ABS sensor	D1	OE 2E0927748N; Position: right rear
SPA111			Coolant temperature sensor	E3	OE 06A919501	
2.5 TDI	80	04/06 → 05/13	APS33	Intake pressure sensor	A3	OE 2E0906051A
			SAC118	Camshaft sensor	B2	OE 03G906433
			SAG155	Crankshaft sensor	B3	OE 032906433A
			SAG166	Crankshaft sensor	B3	OE 036906433
			STS0083	Exhaust gas temperature sensor	C1	Position: after soot particulate filter; Cable length: 395
			STS0085	Exhaust gas temperature sensor	C1	Position: before soot particulate filter; Cable length: 253
			STS0121	Exhaust gas temperature sensor	C1	Position: before turbocharger; Cable length: 575
			STS0187	Exhaust gas temperature sensor	C1	Position: after soot particulate filter; Cable length: 750
			STS0203	Exhaust gas temperature sensor	C1	Position: before turbocharger; Cable length: 595
			SPS003	Exhaust gas pressure sensor	C2	OE 03G906051
			MWSS167	ABS sensor	D1	OE 2E0927801B; Position: front axle left and right
			MWSS168	ABS sensor	D1	OE 2E0927801; Position: left rear
	MWSS169	ABS sensor	D1	OE 2E0927801A; Position: right rear		
	100	04/06 → 05/13	MWSS187	ABS sensor	D1	OE 2E0927748L; Position: front axle left and right
			MWSS188	ABS sensor	D1	OE 2E0927748M; Position: left rear
			MWSS189	ABS sensor	D1	OE 2E0927748N; Position: right rear
			SPA111	Coolant temperature sensor	E3	OE 06A919501
			APS33	Intake pressure sensor	A3	OE 2E0906051A
			SAC118	Camshaft sensor	B2	OE 03G906433
SAG155			Crankshaft sensor	B3	OE 032906433A	
SAG166	Crankshaft sensor	B3	OE 036906433			
STS0083	Exhaust gas temperature sensor	C1	Position: after soot particulate filter; Cable length: 395			
STS0085	Exhaust gas temperature sensor	C1	Position: before soot particulate filter; Cable length: 253			
STS0121	Exhaust gas temperature sensor	C1	Position: before turbocharger; Cable length: 575			

	KW			DESCRIPTION	TYPE	
VOLKSWAGEN						
CRAFTER 30-50 Pianale piatto/Telaio (2F_)						
2.5 TDI	100	04/06 → 05/13	STS0187	Exhaust gas temperature sensor	C1	Position: after soot particulate filter; Cable length: 750
			STS0203	Exhaust gas temperature sensor	C1	Position: before turbocharger; Cable length: 595
			SPS003	Exhaust gas pressure sensor	C2	OE 03G906051
			MWSS167	ABS sensor	D1	OE 2E0927801B; Position: front axle left and right
			MWSS168	ABS sensor	D1	OE 2E0927801; Position: left rear
			MWSS169	ABS sensor	D1	OE 2E0927801A; Position: right rear
			MWSS187	ABS sensor	D1	OE 2E0927748L; Position: front axle left and right
			MWSS188	ABS sensor	D1	OE 2E0927748M; Position: left rear
			MWSS189	ABS sensor	D1	OE 2E0927748N; Position: right rear
SPA111	Coolant temperature sensor	E3	OE 06A919501			
DERBY (86)						
0.9	29	02/77 → 09/81	SAA102	Oil pressure switches	F1	OE 021919081C
1.1	37	02/77 → 09/81	SAA102	Oil pressure switches	F1	OE 021919081C
1.3	44	02/77 → 09/81	SAA102	Oil pressure switches	F1	OE 021919081C
DERBY (86C, 80)						
1.0	29	10/81 → 12/84	SAA102	Oil pressure switches	F1	OE 021919081C
1.1	37	10/81 → 07/83	SAA102	Oil pressure switches	F1	OE 021919081C
1.3	40	08/83 → 12/84	SAA102	Oil pressure switches	F1	OE 021919081C
	44	08/81 → 07/83	SAA102	Oil pressure switches	F1	OE 021919081C
	55	09/82 → 12/84	SAA102	Oil pressure switches	F1	OE 021919081C
EOS (1F7, 1F8)						
1.4 TSI	90	11/07 → 08/15	APS40	Intake pressure sensor	A3	OE 038906051B
			SAD031	Knock sensor	B1	OE 030905377C
			SAC011	Camshaft sensor	B2	OE 030907601
			SAG155	Crankshaft sensor	B3	OE 032906433A
		11/10 → 08/15	MWSS020	ABS sensor	D1	OE 1K0927807; Position: left rear
			MWSS021	ABS sensor	D1	OE 1K0927808; Position: right rear
		11/07 → 08/15	MWSS027	ABS sensor	D1	OE 7H0927803; Position: left front
			MWSS028	ABS sensor	D1	OE 7H0927804; Position: right front
			MWSS142	ABS sensor	D1	OE 1K0927807A; Position: left rear
			MWSS143	ABS sensor	D1	OE 1K0927808A; Position: right rear
			SPA111	Coolant temperature sensor	E3	OE 06A919501
			SAA105	Oil pressure switches	F1	OE 036919081A
			APS131	Fuel pressure sensor	F2	OE 03C906051H
2.0 FSI	110	03/06 → 05/08	ATS13	Air temperature sensor	A1	OE 06B905379
		05/06 → 05/08	APS86	Intake pressure sensor	A3	OE 06B906051
		03/06 → 05/08	SAD031	Knock sensor	B1	OE 030905377C
			SAC073	Camshaft sensor	B2	OE 06C905163B
			SAG100	Crankshaft sensor	B3	OE 06A906433B
		05/06 → 05/08	MWSS020	ABS sensor	D1	OE 1K0927807; Position: left rear
			MWSS021	ABS sensor	D1	OE 1K0927808; Position: right rear
			MWSS027	ABS sensor	D1	OE 7H0927803; Position: left front
			MWSS028	ABS sensor	D1	OE 7H0927804; Position: right front
			MWSS142	ABS sensor	D1	OE 1K0927807A; Position: left rear
		MWSS143	ABS sensor	D1	OE 1K0927808A; Position: right rear	
		03/06 → 05/08	SPA111	Coolant temperature sensor	E3	OE 06A919501
		2.0 TDI	103	06/06 → 05/08	SAC118	Camshaft sensor
SAG166	Crankshaft sensor				B3	OE 036906433
STS0017	Exhaust gas temperature sensor				C1	Position: before turbocharger; Cable length: 720



kW



PARTS & SERVICES

DESCRIPTION

TYPE


VOLKSWAGEN
EOS (1F7, 1F8)

2.0 TDI	103	06/06 → 05/08	STS0019	Exhaust gas temperature sensor	C1	Position: before soot particulate filter; Cable length: 510
			STS0021	Exhaust gas temperature sensor	C1	Position: after soot particulate filter; Cable length: 825
			SPS002	Exhaust gas pressure sensor	C2	OE 059906051A
			SPS003	Exhaust gas pressure sensor	C2	OE 03G906051
			MWSS020	ABS sensor	D1	OE 1K0927807; Position: left rear
			MWSS021	ABS sensor	D1	OE 1K0927808; Position: right rear
			MWSS027	ABS sensor	D1	OE 7H0927803; Position: left front
			MWSS028	ABS sensor	D1	OE 7H0927804; Position: right front
			MWSS142	ABS sensor	D1	OE 1K0927807A; Position: left rear
			MWSS143	ABS sensor	D1	OE 1K0927808A; Position: right rear
SPA111	Coolant temperature sensor	E3	OE 06A919501			
2.0 TDI 16V	103	05/08 → 08/15	ATS16	Air temperature sensor	A1	OE 03G906051E; With integrated air pressure sensor
			SAG155	Crankshaft sensor	B3	OE 032906433A
			STS0011	Exhaust gas temperature sensor	C1	Position: before soot particulate filter; Cable length: 710
			STS0013	Exhaust gas temperature sensor	C1	Position: after soot particulate filter; Cable length: 825
		SPS004	Exhaust gas pressure sensor	C2	OE 059906051C	
		SPS003	Exhaust gas pressure sensor	C2	OE 03G906051	
	11/10 → 08/15	MWSS020	ABS sensor	D1	OE 1K0927807; Position: left rear	
		MWSS021	ABS sensor	D1	OE 1K0927808; Position: right rear	
	05/08 → 08/15	MWSS027	ABS sensor	D1	OE 7H0927803; Position: left front	
		MWSS028	ABS sensor	D1	OE 7H0927804; Position: right front	
		MWSS142	ABS sensor	D1	OE 1K0927807A; Position: left rear	
		MWSS143	ABS sensor	D1	OE 1K0927808A; Position: right rear	
		SPA111	Coolant temperature sensor	E3	OE 06A919501	
2.0 TFSI	147	03/06 → 08/15	ATS13	Air temperature sensor	A1	OE 06B905379
			SAC073	Camshaft sensor	B2	OE 06C905163B
			SAC110	Camshaft sensor	B2	OE 06H906433
			SAC114	Camshaft sensor	B2	OE 07L905163
	05/06 → 08/15	MWSS020	ABS sensor	D1	OE 1K0927807; Position: left rear	
		MWSS021	ABS sensor	D1	OE 1K0927808; Position: right rear	
		MWSS027	ABS sensor	D1	OE 7H0927803; Position: left front	
		MWSS028	ABS sensor	D1	OE 7H0927804; Position: right front	
		MWSS142	ABS sensor	D1	OE 1K0927807A; Position: left rear	
	MWSS143	ABS sensor	D1	OE 1K0927808A; Position: right rear		
	03/06 → 08/15	SPA111	Coolant temperature sensor	E3	OE 06A919501	
		APS131	Fuel pressure sensor	F2	OE 03C906051H	
	3.2 V6	184	06/06 → 05/09	SAG065	Crankshaft sensor	B3
3.6 V6	191	05/09 → 11/10	SAG065	Crankshaft sensor	B3	OE 022957147
FOX 2 volumi /Coda spiovente (5Z1, 5Z3, 5Z4)						
1.2	40	04/05 → 07/11	ATS23	Air temperature sensor	A1	OE 1J0919379A
			APS87	Intake pressure sensor	A3	OE 03D906051
			SAD031	Knock sensor	B1	OE 030905377C
			SAC011	Camshaft sensor	B2	OE 030907601
	04/05 → 04/09	MWSS019	ABS sensor	D1	OE 6Q0927804A; Position: right front	
		MWSS023	ABS sensor	D1	OE 6Q0927803A; Position: left front	
		MWSS025	ABS sensor	D1	OE 6Q0927807A; Position: left rear	
		MWSS026	ABS sensor	D1	OE 6Q0927808A; Position: right rear	
	04/05 → 07/11	SPA111	Coolant temperature sensor	E3	OE 06A919501	
		SAA105	Oil pressure switches	F1	OE 036919081A	

	KW			DESCRIPTION	TYPE					
VOLKSWAGEN										
FOX 2 volumi /Coda spiovente (5Z1, 5Z3, 5Z4)										
1.2	44	09/10 → 12/11	SAD031	Knock sensor	B1	OE 030905377C				
			SAC011	Camshaft sensor	B2	OE 030907601				
			MWSS019	ABS sensor	D1	OE 6Q0927804A; Position: right front				
			MWSS023	ABS sensor	D1	OE 6Q0927803A; Position: left front				
			MWSS025	ABS sensor	D1	OE 6Q0927807A; Position: left rear				
			MWSS026	ABS sensor	D1	OE 6Q0927808A; Position: right rear				
			SPA111	Coolant temperature sensor	E3	OE 06A919501				
			SAA105	Oil pressure switches	F1	OE 036919081A				
1.4	55	04/05 → 12/09	ATS23	Air temperature sensor	A1	OE 1J0919379A				
			APS91	Intake pressure sensor	A3	OE 0279980411				
			SAD031	Knock sensor	B1	OE 030905377C				
			SAC011	Camshaft sensor	B2	OE 030907601				
			SAG155	Crankshaft sensor	B3	OE 032906433A				
			SAG166	Crankshaft sensor	B3	OE 036906433				
	55	04/05 → 04/09	MWSS019	ABS sensor	D1	OE 6Q0927804A; Position: right front				
			MWSS023	ABS sensor	D1	OE 6Q0927803A; Position: left front				
			MWSS025	ABS sensor	D1	OE 6Q0927807A; Position: left rear				
			MWSS026	ABS sensor	D1	OE 6Q0927808A; Position: right rear				
	55	04/05 → 12/09	SPA111	Coolant temperature sensor	E3	OE 06A919501				
			SAA105	Oil pressure switches	F1	OE 036919081A				
			ATS23	Air temperature sensor	A1	OE 1J0919379A				
			APS39	Intake pressure sensor	A3	OE 038906051				
1.4 TDI	51	04/05 → 12/09	APS40	Intake pressure sensor	A3	OE 038906051B				
			SAC115	Camshaft sensor	B2	OE 038957147A				
			SAG134	Crankshaft sensor	B3	OE 045907319A				
			MWSS019	ABS sensor	D1	OE 6Q0927804A; Position: right front				
			MWSS023	ABS sensor	D1	OE 6Q0927803A; Position: left front				
	51	04/05 → 04/09	MWSS025	ABS sensor	D1	OE 6Q0927807A; Position: left rear				
			MWSS026	ABS sensor	D1	OE 6Q0927808A; Position: right rear				
			51	04/05 → 12/09	SPA111	Coolant temperature sensor	E3	OE 06A919501		
					GOLF I (17)					
					1.1	37	04/74 → 07/83	SAA102	Oil pressure switches	F1
08/76 → 07/80	SAA102	Oil pressure switches	F1	OE 021919081C						
01/81 → 07/83	SAA102	Oil pressure switches	F1	OE 021919081C						
1.3	44	08/79 → 07/83	SAA102	Oil pressure switches	F1	OE 021919081C				
1.5	51	08/77 → 07/83	SAA102	Oil pressure switches	F1	OE 021919081C				
		04/74 → 12/75	SAA102	Oil pressure switches	F1	OE 021919081C				
1.5 D	37	08/76 → 07/80	SAA102	Oil pressure switches	F1	OE 021919081C				
1.6	55	08/75 → 02/84	SAA102	Oil pressure switches	F1	OE 021919081C				
1.6 D	40	08/80 → 07/83	SAA102	Oil pressure switches	F1	OE 021919081C				
1.6 GTI	81	08/76 → 07/82	SAA102	Oil pressure switches	F1	OE 021919081C				
1.6 TD	51	03/82 → 07/83	SAA102	Oil pressure switches	F1	OE 021919081C				
1.8 GTI	82	08/82 → 12/83	SAA102	Oil pressure switches	F1	OE 021919081C				
GOLF I Cabriolet (155)										
1.5	51	01/79 → 11/83	SAA102	Oil pressure switches	F1	OE 021919081C				
1.6	53	04/86 → 02/90	SAA102	Oil pressure switches	F1	OE 021919081C				
		08/83 → 04/92	SAA102	Oil pressure switches	F1	OE 021919081C				
		08/79 → 07/82	SAA102	Oil pressure switches	F1	OE 021919081C				
1.8	66	08/83 → 09/92	SAA102	Oil pressure switches	F1	OE 021919081C				
		08/83 → 04/93	SAA102	Oil pressure switches	F1	OE 021919081C				
		08/82 → 12/89	SAA102	Oil pressure switches	F1	OE 021919081C				
		08/89 → 03/93	SAA102	Oil pressure switches	F1	OE 021919081C				



kW



PARTS & SERVICES

DESCRIPTION

TYPE


VOLKSWAGEN
GOLF II (19E, 1G1)

1.3 Cat	40	06/86 → 12/92	SPA121	Coolant temperature sensor	E3	OE 035919369M
			SPA143	Coolant temperature sensor	E3	OE 026906161
1.6	51	10/86 → 12/92	SPA143	Coolant temperature sensor	E3	OE 026906161
	53	02/86 → 10/91	SPA143	Coolant temperature sensor	E3	OE 026906161
	55	08/83 → 07/92	SPA143	Coolant temperature sensor	E3	OE 026906161
1.8	62	08/86 → 01/90	SPA143	Coolant temperature sensor	E3	OE 026906161
	66	08/84 → 10/91	SPA143	Coolant temperature sensor	E3	OE 026906161
1.8 GTI	82	08/83 → 10/91	SPA121	Coolant temperature sensor	E3	OE 035919369M
			SPA143	Coolant temperature sensor	E3	OE 026906161
	79	08/85 → 10/87	SPA143	Coolant temperature sensor	E3	OE 026906161
1.8 GTI 16V	95	02/86 → 10/91	SPA121	Coolant temperature sensor	E3	OE 035919369M
			SPA143	Coolant temperature sensor	E3	OE 026906161
	102	02/86 → 06/90	SPA121	Coolant temperature sensor	E3	OE 035919369M
1.8 GTI Cat	79	01/87 → 10/91	SPA121	Coolant temperature sensor	E3	OE 035919369M
			SPA143	Coolant temperature sensor	E3	OE 026906161
1.8 GTI G60	118	04/90 → 07/91	SPA121	Coolant temperature sensor	E3	OE 035919369M
			SPA143	Coolant temperature sensor	E3	OE 026906161
1.8 GTI G60 Syncro	118	08/88 → 12/91	SPA143	Coolant temperature sensor	E3	OE 026906161
1.8 i Cat	66	08/87 → 10/91	SPA121	Coolant temperature sensor	E3	OE 035919369M
			SPA143	Coolant temperature sensor	E3	OE 026906161
1.8 i Cat Syncro	66	08/87 → 10/91	SPA121	Coolant temperature sensor	E3	OE 035919369M
			SPA143	Coolant temperature sensor	E3	OE 026906161
1.8 Syncro	66	02/86 → 07/91	SPA143	Coolant temperature sensor	E3	OE 026906161
	72	08/88 → 07/91	SPA121	Coolant temperature sensor	E3	OE 035919369M
			SPA143	Coolant temperature sensor	E3	OE 026906161

GOLF III (1H1)

1.8 Syncro (1HX1)	66	01/93 → 08/97	SPA143	Coolant temperature sensor	E3	OE 026906161
1.9 TDI	66	08/93 → 08/97	APS29	Intake pressure sensor	A3	OE 2379063111
2.0 GTI 16V	110	08/92 → 08/97	SPA121	Coolant temperature sensor	E3	OE 035919369M
			SPA143	Coolant temperature sensor	E3	OE 026906161
2.8 VR6	128	01/92 → 08/97	SAD002	Knock sensor	B1	OE 021905377
			SAG014	Camshaft sensor	B2	OE 021906433
	120	08/95 → 09/97	SAD002	Knock sensor	B1	OE 021905377
			SAG014	Camshaft sensor	B2	OE 021906433
2.9 VR6 Syncro (1HX1)	140	10/94 → 08/97	SAD002	Knock sensor	B1	OE 021905377
			SAG014	Camshaft sensor	B2	OE 021906433

GOLF III Variant (1H5)

1.9 TDI	66	03/94 → 04/99	APS29	Intake pressure sensor	A3	OE 2379063111
2.9 VR6	140	10/94 → 04/99	SAD002	Knock sensor	B1	OE 021905377
			SAG014	Camshaft sensor	B2	OE 021906433
2.9 VR6 Syncro	140	10/94 → 04/99	SAD002	Knock sensor	B1	OE 021905377
			SAG014	Camshaft sensor	B2	OE 021906433

GOLF IV (1J1)

1.6	75	08/00 → 06/05	ATS23	Air temperature sensor	A1	OE 1J0919379A
			SAD031	Knock sensor	B1	OE 030905377C
			SAC015	Camshaft sensor	B2	OE 06A905161B; OE Quality
			SAC015-1	Camshaft sensor	B2	OE 06A905161B; Aftermarket Quality
			SAC067	Camshaft sensor	B2	OE 07K907601
			SAC075	Camshaft sensor	B2	OE 06B905163A
			SAG183	Crankshaft sensor	B3	OE 1H0919149A
			SAG184	Crankshaft sensor	B3	OE 1H0919149C
			SAG215	Crankshaft sensor	B3	OE 01M927321
			SAG220	Crankshaft sensor	B3	OE 01M927321B
			SAG221	Crankshaft sensor	B3	OE 095927321B

	KW			DESCRIPTION	TYPE	
VOLKSWAGEN						
GOLF IV (1J1)						
1.6	75	08/00 → 05/04	MWSS000	ABS sensor	D1	OE 1H0927808; Position: right front
			MWSS001	ABS sensor	D1	OE 1H0927807; Position: left front
			MWSS002	ABS sensor	D1	OE 1J0927807B; Position: rear axle left and right
		08/00 → 06/05	SPA109	Coolant temperature sensor	E3	OE 059919501A
			SPA110	Coolant temperature sensor	E3	OE 357919501A
			SPA111	Coolant temperature sensor	E3	OE 06A919501
SPA159	Coolant temperature sensor		E3	OE 059919501		
SPA165	Coolant temperature sensor		E3	OE 078919501B		
1.6 16V	77	02/00 → 06/05	ATS19	Air temperature sensor	A1	OE 058905379
			ATS23	Air temperature sensor	A1	OE 1J0919379A
			APS87	Intake pressure sensor	A3	OE 03D906051
			APS125	Intake pressure sensor	A3	OE 036906051
			SAD028	Knock sensor	B1	OE 030905377A
			SAD031	Knock sensor	B1	OE 030905377C
			SAC014	Camshaft sensor	B2	OE 02E927321A
			SAC089	Camshaft sensor	B2	OE 070907601
			SAG183	Crankshaft sensor	B3	OE 1H0919149A
		SAG184	Crankshaft sensor	B3	OE 1H0919149C	
		02/00 → 05/04	MWSS000	ABS sensor	D1	OE 1H0927808; Position: right front
			MWSS001	ABS sensor	D1	OE 1H0927807; Position: left front
			MWSS002	ABS sensor	D1	OE 1J0927807B; Position: rear axle left and right
		02/00 → 06/05	SPA109	Coolant temperature sensor	E3	OE 059919501A
			SPA111	Coolant temperature sensor	E3	OE 06A919501
			SPA159	Coolant temperature sensor	E3	OE 059919501
			SPA165	Coolant temperature sensor	E3	OE 078919501B
			SAA105	Oil pressure switches	F1	OE 036919081A
1.6 FSI	81	01/02 → 06/05	ATS23	Air temperature sensor	A1	OE 1J0919379A
			SAD031	Knock sensor	B1	OE 030905377C
			SAC011	Camshaft sensor	B2	OE 030907601
			SAG183	Crankshaft sensor	B3	OE 1H0919149A
		STS0055	Exhaust gas temperature sensor	C1	Position: post-catalyst; Cable length: 270	
		01/02 → 05/04	MWSS000	ABS sensor	D1	OE 1H0927808; Position: right front
			MWSS001	ABS sensor	D1	OE 1H0927807; Position: left front
			MWSS002	ABS sensor	D1	OE 1J0927807B; Position: rear axle left and right
		01/02 → 06/05	SPA109	Coolant temperature sensor	E3	OE 059919501A
			SPA111	Coolant temperature sensor	E3	OE 06A919501
SAA105	Oil pressure switches		F1	OE 036919081A		
1.8 T GTI	132	08/01 → 06/05	ATS13	Air temperature sensor	A1	OE 06B905379
			ATS19	Air temperature sensor	A1	OE 058905379
			ATS23	Air temperature sensor	A1	OE 1J0919379A
			APS39	Intake pressure sensor	A3	OE 038906051
			SAD031	Knock sensor	B1	OE 030905377C
			SAC084	Camshaft sensor	B2	OE 058905161B
			SAG183	Crankshaft sensor	B3	OE 1H0919149A
		08/01 → 10/03	MWSS000	ABS sensor	D1	OE 1H0927808; Position: right front
			MWSS001	ABS sensor	D1	OE 1H0927807; Position: left front
			MWSS002	ABS sensor	D1	OE 1J0927807B; Position: rear axle left and right
		08/01 → 06/05	SPA109	Coolant temperature sensor	E3	OE 059919501A
			SPA111	Coolant temperature sensor	E3	OE 06A919501



kW



PARTS & SERVICES

DESCRIPTION

TYPE


**VOLKSWAGEN
GOLF IV (1J1)**

1.9 TDI	85	12/98 → 06/01	ATS23	Air temperature sensor	A1	OE 1J0919379A	
			APS39	Intake pressure sensor	A3	OE 038906051	
		05/99 → 06/01	SAC115	Camshaft sensor	B2	OE 038957147A	
			SAG015	Camshaft sensor	B2	OE 038907319D	
		12/98 → 06/01	SAG026	Crankshaft sensor	B3	OE 095927321	
			SAG183	Crankshaft sensor	B3	OE 1H0919149A	
			SAG184	Crankshaft sensor	B3	OE 1H0919149C	
			SAG221	Crankshaft sensor	B3	OE 095927321B	
		05/99 → 06/01	MWSS000	ABS sensor	D1	OE 1H0927808; Position: right front	
			MWSS001	ABS sensor	D1	OE 1H0927807; Position: left front	
			MWSS002	ABS sensor	D1	OE 1J0927807B; Position: rear axle left and right	
		12/98 → 06/01	SPA109	Coolant temperature sensor	E3	OE 059919501A	
	SPA111		Coolant temperature sensor	E3	OE 06A919501		
	SPA159		Coolant temperature sensor	E3	OE 059919501		
	SPA165		Coolant temperature sensor	E3	OE 078919501B		
	74	09/00 → 06/05	ATS23	Air temperature sensor	A1	OE 1J0919379A	
			APS39	Intake pressure sensor	A3	OE 038906051	
			APS40	Intake pressure sensor	A3	OE 038906051B	
			SAC115	Camshaft sensor	B2	OE 038957147A	
			SAG015	Camshaft sensor	B2	OE 038907319D	
			SAG183	Crankshaft sensor	B3	OE 1H0919149A	
		09/00 → 05/04	SAG184	Crankshaft sensor	B3	OE 1H0919149C	
			MWSS000	ABS sensor	D1	OE 1H0927808; Position: right front	
			MWSS001	ABS sensor	D1	OE 1H0927807; Position: left front	
			MWSS002	ABS sensor	D1	OE 1J0927807B; Position: rear axle left and right	
			09/00 → 06/05	SPA109	Coolant temperature sensor	E3	OE 059919501A
				SPA111	Coolant temperature sensor	E3	OE 06A919501
	09/00 → 12/01	SAA105	Oil pressure switches	F1	OE 036919081A		
	110	05/00 → 06/05	ATS23	Air temperature sensor	A1	OE 1J0919379A	
			APS39	Intake pressure sensor	A3	OE 038906051	
		09/00 → 06/05	SAC115	Camshaft sensor	B2	OE 038957147A	
			SAG015	Camshaft sensor	B2	OE 038907319D	
		05/00 → 06/05	SAG183	Crankshaft sensor	B3	OE 1H0919149A	
			SAG184	Crankshaft sensor	B3	OE 1H0919149C	
		09/00 → 05/04	MWSS000	ABS sensor	D1	OE 1H0927808; Position: right front	
			MWSS001	ABS sensor	D1	OE 1H0927807; Position: left front	
			MWSS002	ABS sensor	D1	OE 1J0927807B; Position: rear axle left and right	
		05/00 → 06/05	SPA109	Coolant temperature sensor	E3	OE 059919501A	
			SPA111	Coolant temperature sensor	E3	OE 06A919501	
			SPA159	Coolant temperature sensor	E3	OE 059919501	
	SPA165		Coolant temperature sensor	E3	OE 078919501B		
	96	11/00 → 06/05	ATS23	Air temperature sensor	A1	OE 1J0919379A	
			APS39	Intake pressure sensor	A3	OE 038906051	
		04/01 → 06/05	SAC115	Camshaft sensor	B2	OE 038957147A	
			SAG015	Camshaft sensor	B2	OE 038907319D	
		11/00 → 06/05	SAG183	Crankshaft sensor	B3	OE 1H0919149A	
			SAG184	Crankshaft sensor	B3	OE 1H0919149C	
		04/01 → 05/04	MWSS000	ABS sensor	D1	OE 1H0927808; Position: right front	
MWSS001			ABS sensor	D1	OE 1H0927807; Position: left front		
MWSS002			ABS sensor	D1	OE 1J0927807B; Position: rear axle left and right		

	KW			DESCRIPTION	TYPE	
VOLKSWAGEN						
GOLF IV (1J1)						
1.9 TDI	96	11/00 → 06/05	SPA109	Coolant temperature sensor	E3	OE 059919501A
			SPA111	Coolant temperature sensor	E3	OE 06A919501
			SPA159	Coolant temperature sensor	E3	OE 059919501
			SPA165	Coolant temperature sensor	E3	OE 078919501B
2.0	85	07/98 → 05/04	ATS23	Air temperature sensor	A1	OE 1J0919379A
			SAD028	Knock sensor	B1	OE 030905377A
			SAD031	Knock sensor	B1	OE 030905377C
			SAC015	Camshaft sensor	B2	OE 06A905161B; OE Quality
			SAC015-1	Camshaft sensor	B2	OE 06A905161B; Aftermarket Quality
			SAG026	Crankshaft sensor	B3	OE 095927321
			SAG018	Crankshaft sensor	B3	OE 06A906433C
			SAG183	Crankshaft sensor	B3	OE 1H0919149A
			SAG184	Crankshaft sensor	B3	OE 1H0919149C
			SAG215	Crankshaft sensor	B3	OE 01M927321
			SAG220	Crankshaft sensor	B3	OE 01M927321B
			SAG221	Crankshaft sensor	B3	OE 095927321B
			MWSS000	ABS sensor	D1	OE 1H0927808; Position: right front
			MWSS001	ABS sensor	D1	OE 1H0927807; Position: left front
	MWSS002	ABS sensor	D1	OE 1J0927807B; Position: rear axle left and right		
	SPA109	Coolant temperature sensor	E3	OE 059919501A		
	SPA111	Coolant temperature sensor	E3	OE 06A919501		
	SPA159	Coolant temperature sensor	E3	OE 059919501		
	SPA165	Coolant temperature sensor	E3	OE 078919501B		
2.3 V5	125	10/00 → 06/05	SAG065	Crankshaft sensor	B3	OE 022957147
2.3 V5 4motion	125	10/00 → 06/05	SAG065	Crankshaft sensor	B3	OE 022957147
2.8 VR6 4motion	150	03/99 → 06/05	SAG065	Crankshaft sensor	B3	OE 022957147
GOLF IV Cabriolet (1E7)						
1.6	74	06/98 → 06/02	SAD019	Knock sensor	B1	OE 034905377A
			SAD021	Knock sensor	B1	OE 054905377
			SAG026	Crankshaft sensor	B3	OE 095927321
			SAG118	Crankshaft sensor	B3	OE 037906433A
		06/98 → 02/02	MWSS000	ABS sensor	D1	OE 1H0927808; Position: right front
			MWSS001	ABS sensor	D1	OE 1H0927807; Position: left front
			MWSS050	ABS sensor	D1	OE 1H0927807D; Position: rear axle left and right
		06/98 → 06/02	SPA109	Coolant temperature sensor	E3	OE 059919501A
			SPA110	Coolant temperature sensor	E3	OE 357919501A
			SPA165	Coolant temperature sensor	E3	OE 078919501B
SA104	Oil pressure switches		F1	OE 056919081		
1.8	55	06/98 → 06/02	SAG026	Crankshaft sensor	B3	OE 095927321
			MWSS000	ABS sensor	D1	OE 1H0927808; Position: right front
		06/98 → 02/02	MWSS001	ABS sensor	D1	OE 1H0927807; Position: left front
			MWSS050	ABS sensor	D1	OE 1H0927807D; Position: rear axle left and right
		06/98 → 06/02	SPA110	Coolant temperature sensor	E3	OE 357919501A
			SA104	Oil pressure switches	F1	OE 056919081
1.9 TDI	66	06/98 → 06/02	ATS18	Air temperature sensor	A1	OE 028906081
			SAG026	Crankshaft sensor	B3	OE 095927321
			SAG142	Crankshaft sensor	B3	OE 028907319B
		06/98 → 02/02	MWSS000	ABS sensor	D1	OE 1H0927808; Position: right front
			MWSS001	ABS sensor	D1	OE 1H0927807; Position: left front
			MWSS050	ABS sensor	D1	OE 1H0927807D; Position: rear axle left and right

	kW			DESCRIPTION	TYPE			
VOLKSWAGEN								
GOLF IV Cabriolet (1E7)								
1.9 TDI	66	06/98 → 06/02	SPA110	Coolant temperature sensor	E3	OE 357919501A		
			SPA165	Coolant temperature sensor	E3	OE 078919501B		
2.0	85	06/98 → 06/02	ATS18	Air temperature sensor	A1	OE 028906081		
			SAD019	Knock sensor	B1	OE 034905377A		
			SAD021	Knock sensor	B1	OE 054905377		
			SAG026	Crankshaft sensor	B3	OE 095927321		
			SAG064	Crankshaft sensor	B3	OE 021907319		
			SAG118	Crankshaft sensor	B3	OE 037906433A		
			MWSS000	ABS sensor	D1	OE 1H0927808; Position: right front		
		MWSS001	ABS sensor	D1	OE 1H0927807; Position: left front			
				06/98 → 02/02	MWSS050	ABS sensor	D1	OE 1H0927807D; Position: rear axle left and right
				06/98 → 06/02	SPA109	Coolant temperature sensor	E3	OE 059919501A
			SPA110	Coolant temperature sensor	E3	OE 357919501A		
			SAA104	Oil pressure switches	F1	OE 056919081		
GOLF IV Variant (1J5)								
1.4 16V	55	05/99 → 06/06	ATS23	Air temperature sensor	A1	OE 1J0919379A		
			APS86	Intake pressure sensor	A3	OE 06B906051		
			APS87	Intake pressure sensor	A3	OE 03D906051		
			APS125	Intake pressure sensor	A3	OE 036906051		
			SAD028	Knock sensor	B1	OE 030905377A		
			SAD031	Knock sensor	B1	OE 030905377C		
			SAC011	Camshaft sensor	B2	OE 030907601		
			SAC014	Camshaft sensor	B2	OE 02E927321A		
			SAG026	Crankshaft sensor	B3	OE 095927321		
			SAG183	Crankshaft sensor	B3	OE 1H0919149A		
			SAG184	Crankshaft sensor	B3	OE 1H0919149C		
			MWSS000	ABS sensor	D1	OE 1H0927808; Position: right front		
			MWSS001	ABS sensor	D1	OE 1H0927807; Position: left front		
			MWSS002	ABS sensor	D1	OE 1J0927807B; Position: rear axle left and right		
			SPA109	Coolant temperature sensor	E3	OE 059919501A		
			SPA111	Coolant temperature sensor	E3	OE 06A919501		
			SPA159	Coolant temperature sensor	E3	OE 059919501		
SPA165	Coolant temperature sensor	E3	OE 078919501B					
SAA105	Oil pressure switches	F1	OE 036919081A					
1.6	74	05/99 → 04/02	ATS23	Air temperature sensor	A1	OE 1J0919379A		
			SAC015	Camshaft sensor	B2	OE 06A905161B; OE Quality		
			SAC015-1	Camshaft sensor	B2	OE 06A905161B; Aftermarket Quality		
			SAC067	Camshaft sensor	B2	OE 07K907601		
			SAG026	Crankshaft sensor	B3	OE 095927321		
			SAG018	Crankshaft sensor	B3	OE 06A906433C		
			SAG183	Crankshaft sensor	B3	OE 1H0919149A		
			SAG184	Crankshaft sensor	B3	OE 1H0919149C		
			SAG215	Crankshaft sensor	B3	OE 01M927321		
			SAG220	Crankshaft sensor	B3	OE 01M927321B		
			SAG221	Crankshaft sensor	B3	OE 095927321B		
			MWSS000	ABS sensor	D1	OE 1H0927808; Position: right front		
			MWSS001	ABS sensor	D1	OE 1H0927807; Position: left front		
			MWSS002	ABS sensor	D1	OE 1J0927807B; Position: rear axle left and right		
			SPA109	Coolant temperature sensor	E3	OE 059919501A		
			SPA111	Coolant temperature sensor	E3	OE 06A919501		
			SPA159	Coolant temperature sensor	E3	OE 059919501		
SPA165	Coolant temperature sensor	E3	OE 078919501B					

			KW		 PARTS & SERVICES	DESCRIPTION	TYPE	
VOLKSWAGEN								
GOLF IV Variant (1J5)								
1.6	75	08/00 → 06/06	ATS23	Air temperature sensor	A1	OE 1J0919379A		
			SAD031	Knock sensor	B1	OE 030905377C		
			SAC015	Camshaft sensor	B2	OE 06A905161B; OE Quality		
			SAC015-1	Camshaft sensor	B2	OE 06A905161B; Aftermarket Quality		
			SAC075	Camshaft sensor	B2	OE 06B905163A		
			SAG183	Crankshaft sensor	B3	OE 1H0919149A		
			SAG184	Crankshaft sensor	B3	OE 1H0919149C		
			SAG215	Crankshaft sensor	B3	OE 01M927321		
			SAG220	Crankshaft sensor	B3	OE 01M927321B		
			SAG221	Crankshaft sensor	B3	OE 095927321B		
			MWSS000	ABS sensor	D1	OE 1H0927808; Position: right front		
			MWSS001	ABS sensor	D1	OE 1H0927807; Position: left front		
			MWSS002	ABS sensor	D1	OE 1J0927807B; Position: rear axle left and right		
			SPA109	Coolant temperature sensor	E3	OE 059919501A		
			SPA110	Coolant temperature sensor	E3	OE 357919501A		
			SPA111	Coolant temperature sensor	E3	OE 06A919501		
SPA159	Coolant temperature sensor	E3	OE 059919501					
SPA165	Coolant temperature sensor	E3	OE 078919501B					
1.6 16V	77	02/00 → 06/06	ATS19	Air temperature sensor	A1	OE 058905379		
			ATS23	Air temperature sensor	A1	OE 1J0919379A		
			APS87	Intake pressure sensor	A3	OE 03D906051		
			APS125	Intake pressure sensor	A3	OE 036906051		
			SAD028	Knock sensor	B1	OE 030905377A		
			SAD031	Knock sensor	B1	OE 030905377C		
			SAC014	Camshaft sensor	B2	OE 02E927321A		
			SAC089	Camshaft sensor	B2	OE 070907601		
			SAG183	Crankshaft sensor	B3	OE 1H0919149A		
			SAG184	Crankshaft sensor	B3	OE 1H0919149C		
			MWSS000	ABS sensor	D1	OE 1H0927808; Position: right front		
			MWSS001	ABS sensor	D1	OE 1H0927807; Position: left front		
			MWSS002	ABS sensor	D1	OE 1J0927807B; Position: rear axle left and right		
			SPA109	Coolant temperature sensor	E3	OE 059919501A		
			SPA111	Coolant temperature sensor	E3	OE 06A919501		
			SPA159	Coolant temperature sensor	E3	OE 059919501		
SPA165	Coolant temperature sensor	E3	OE 078919501B					
1.9 TDI	66	05/99 → 05/06	ATS23	Air temperature sensor	A1	OE 1J0919379A		
			APS39	Intake pressure sensor	A3	OE 038906051		
			APS40	Intake pressure sensor	A3	OE 038906051B		
			SAG026	Crankshaft sensor	B3	OE 095927321		
			SAG138	Crankshaft sensor	B3	OE 038907319		
			SAG183	Crankshaft sensor	B3	OE 1H0919149A		
			SAG184	Crankshaft sensor	B3	OE 1H0919149C		
			SAG215	Crankshaft sensor	B3	OE 01M927321		
			SAG220	Crankshaft sensor	B3	OE 01M927321B		
			SAG221	Crankshaft sensor	B3	OE 095927321B		
		SAG238	Crankshaft sensor	B3	OE 038907319A			
		05/99 → 06/01	MWSS000	ABS sensor	D1	OE 1H0927808; Position: right front		
			MWSS001	ABS sensor	D1	OE 1H0927807; Position: left front		
			MWSS002	ABS sensor	D1	OE 1J0927807B; Position: rear axle left and right		
		05/99 → 05/06	SPA109	Coolant temperature sensor	E3	OE 059919501A		
			SPA110	Coolant temperature sensor	E3	OE 357919501A		



kW



PARTS & SERVICES

DESCRIPTION

TYPE


VOLKSWAGEN
GOLF IV Variant (1J5)

1.9 TDI	66	05/99 → 05/06	SPA111	Coolant temperature sensor	E3	OE 06A919501
			SPA159	Coolant temperature sensor	E3	OE 059919501
			SPA165	Coolant temperature sensor	E3	OE 078919501B
	81	05/99 → 06/01	ATS23	Air temperature sensor	A1	OE 1J0919379A
			APS39	Intake pressure sensor	A3	OE 038906051
			SAG026	Crankshaft sensor	B3	OE 095927321
			SAG138	Crankshaft sensor	B3	OE 038907319
			SAG183	Crankshaft sensor	B3	OE 1H0919149A
			SAG184	Crankshaft sensor	B3	OE 1H0919149C
			SAG215	Crankshaft sensor	B3	OE 01M927321
			SAG220	Crankshaft sensor	B3	OE 01M927321B
			SAG221	Crankshaft sensor	B3	OE 095927321B
			SAG238	Crankshaft sensor	B3	OE 038907319A
			MWSS000	ABS sensor	D1	OE 1H0927808; Position: right front
			MWSS001	ABS sensor	D1	OE 1H0927807; Position: left front
			MWSS002	ABS sensor	D1	OE 1J0927807B; Position: rear axle left and right
			SPA109	Coolant temperature sensor	E3	OE 059919501A
			SPA111	Coolant temperature sensor	E3	OE 06A919501
	SPA159	Coolant temperature sensor	E3	OE 059919501		
	SPA165	Coolant temperature sensor	E3	OE 078919501B		
	85	08/99 → 06/01	ATS23	Air temperature sensor	A1	OE 1J0919379A
			APS39	Intake pressure sensor	A3	OE 038906051
			SAC115	Camshaft sensor	B2	OE 038957147A
			SAG015	Camshaft sensor	B2	OE 038907319D
			SAG026	Crankshaft sensor	B3	OE 095927321
			SAG183	Crankshaft sensor	B3	OE 1H0919149A
			SAG184	Crankshaft sensor	B3	OE 1H0919149C
			SAG221	Crankshaft sensor	B3	OE 095927321B
			MWSS000	ABS sensor	D1	OE 1H0927808; Position: right front
			MWSS001	ABS sensor	D1	OE 1H0927807; Position: left front
			MWSS002	ABS sensor	D1	OE 1J0927807B; Position: rear axle left and right
			SPA109	Coolant temperature sensor	E3	OE 059919501A
			SPA111	Coolant temperature sensor	E3	OE 06A919501
			SPA159	Coolant temperature sensor	E3	OE 059919501
			SPA165	Coolant temperature sensor	E3	OE 078919501B
	74	09/00 → 06/06	ATS23	Air temperature sensor	A1	OE 1J0919379A
			APS39	Intake pressure sensor	A3	OE 038906051
			APS40	Intake pressure sensor	A3	OE 038906051B
			SAC115	Camshaft sensor	B2	OE 038957147A
			SAG015	Camshaft sensor	B2	OE 038907319D
			SAG183	Crankshaft sensor	B3	OE 1H0919149A
			SAG184	Crankshaft sensor	B3	OE 1H0919149C
MWSS000			ABS sensor	D1	OE 1H0927808; Position: right front	
MWSS001			ABS sensor	D1	OE 1H0927807; Position: left front	
MWSS002			ABS sensor	D1	OE 1J0927807B; Position: rear axle left and right	
SPA109			Coolant temperature sensor	E3	OE 059919501A	
SPA111			Coolant temperature sensor	E3	OE 06A919501	
96	11/00 → 06/06	ATS23	Air temperature sensor	A1	OE 1J0919379A	
		APS39	Intake pressure sensor	A3	OE 038906051	
	04/01 → 06/06	SAC115	Camshaft sensor	B2	OE 038957147A	
		SAG015	Camshaft sensor	B2	OE 038907319D	
	11/00 → 06/06	SAG183	Crankshaft sensor	B3	OE 1H0919149A	

	KW			DESCRIPTION	TYPE		
VOLKSWAGEN							
GOLF IV Variant (1J5)							
1.9 TDI	96	11/00 → 06/06	SAG184	Crankshaft sensor	B3	OE 1H0919149C	
			MWSS000	ABS sensor	D1	OE 1H0927808; Position: right front	
		04/01 → 06/06	MWSS001	ABS sensor	D1	OE 1H0927807; Position: left front	
			MWSS002	ABS sensor	D1	OE 1J0927807B; Position: rear axle left and right	
	11/00 → 06/06	SPA109	Coolant temperature sensor	E3	OE 059919501A		
		SPA111	Coolant temperature sensor	E3	OE 06A919501		
		SPA159	Coolant temperature sensor	E3	OE 059919501		
		SPA165	Coolant temperature sensor	E3	OE 078919501B		
	2.0	85	05/99 → 06/06	ATS23	Air temperature sensor	A1	OE 1J0919379A
				SAD028	Knock sensor	B1	OE 030905377A
SAD031				Knock sensor	B1	OE 030905377C	
SAC015				Camshaft sensor	B2	OE 06A905161B; OE Quality	
SAC015-1				Camshaft sensor	B2	OE 06A905161B; Aftermarket Quality	
SAG026				Crankshaft sensor	B3	OE 095927321	
SAG018				Crankshaft sensor	B3	OE 06A906433C	
SAG183				Crankshaft sensor	B3	OE 1H0919149A	
SAG184				Crankshaft sensor	B3	OE 1H0919149C	
SAG215				Crankshaft sensor	B3	OE 01M927321	
SAG220				Crankshaft sensor	B3	OE 01M927321B	
SAG221				Crankshaft sensor	B3	OE 095927321B	
MWSS000				ABS sensor	D1	OE 1H0927808; Position: right front	
MWSS001				ABS sensor	D1	OE 1H0927807; Position: left front	
MWSS002				ABS sensor	D1	OE 1J0927807B; Position: rear axle left and right	
SPA109				Coolant temperature sensor	E3	OE 059919501A	
SPA111				Coolant temperature sensor	E3	OE 06A919501	
SPA159				Coolant temperature sensor	E3	OE 059919501	
SPA165	Coolant temperature sensor	E3	OE 078919501B				
2.0 Bi-Fuel	85	02/02 → 06/06	ATS23	Air temperature sensor	A1	OE 1J0919379A	
			SAD031	Knock sensor	B1	OE 030905377C	
			SAC015	Camshaft sensor	B2	OE 06A905161B; OE Quality	
			SAC015-1	Camshaft sensor	B2	OE 06A905161B; Aftermarket Quality	
			MWSS000	ABS sensor	D1	OE 1H0927808; Position: right front	
			MWSS001	ABS sensor	D1	OE 1H0927807; Position: left front	
			MWSS002	ABS sensor	D1	OE 1J0927807B; Position: rear axle left and right	
			SPA109	Coolant temperature sensor	E3	OE 059919501A	
SPA111	Coolant temperature sensor	E3	OE 06A919501				
2.3 V5	125	10/00 → 06/06	SAG065	Crankshaft sensor	B3	OE 022957147	
2.3 V5 4motion	125	10/00 → 06/06	SAG065	Crankshaft sensor	B3	OE 022957147	
2.8 V6 4motion	150	05/99 → 06/06	SAG065	Crankshaft sensor	B3	OE 022957147	
GOLF V (1K1)							
1.4 16V	55	10/03 → 05/06	ATS13	Air temperature sensor	A1	OE 06B905379	
			APS91	Intake pressure sensor	A3	OE 0279980411	
			SAD031	Knock sensor	B1	OE 030905377C	
			SAC014	Camshaft sensor	B2	OE 02E927321A	
			SAC089	Camshaft sensor	B2	OE 070907601	
			SAG166	Crankshaft sensor	B3	OE 036906433	
			SAG287	Crankshaft sensor	B3	OE 036906433B	
			MWSS020	ABS sensor	D1	OE 1K0927807; Position: left rear	
			MWSS021	ABS sensor	D1	OE 1K0927808; Position: right rear	
			MWSS027	ABS sensor	D1	OE 7H0927803; Position: left front	
			MWSS028	ABS sensor	D1	OE 7H0927804; Position: right front	
SPA109	Coolant temperature sensor	E3	OE 059919501A				



kW



PARTS & SERVICES

DESCRIPTION

TYPE


VOLKSWAGEN
GOLF V (1K1)

1.4 16V	55	10/03 → 05/06	SPA111	Coolant temperature sensor	E3	OE 06A919501		
			SPA159	Coolant temperature sensor	E3	OE 059919501		
			SAA105	Oil pressure switches	F1	OE 036919081A		
	59	05/06 → 11/08	APS91	Intake pressure sensor	A3	OE 0279980411		
			SAD031	Knock sensor	B1	OE 030905377C		
			SAC014	Camshaft sensor	B2	OE 02E927321A		
			SAG155	Crankshaft sensor	B3	OE 032906433A		
			MWSS020	ABS sensor	D1	OE 1K0927807; Position: left rear		
			MWSS021	ABS sensor	D1	OE 1K0927808; Position: right rear		
			MWSS027	ABS sensor	D1	OE 7H0927803; Position: left front		
			MWSS028	ABS sensor	D1	OE 7H0927804; Position: right front		
SPA111	Coolant temperature sensor	E3	OE 06A919501					
SAA105	Oil pressure switches	F1	OE 036919081A					
1.4 FSI	66	10/03 → 07/06	ATS13	Air temperature sensor	A1	OE 06B905379		
		10/03 → 12/04	APS91	Intake pressure sensor	A3	OE 0279980411		
	66	10/03 → 07/06	SAD031	Knock sensor	B1	OE 030905377C		
			SAC011	Camshaft sensor	B2	OE 030907601		
			SAG166	Crankshaft sensor	B3	OE 036906433		
			STS0055	Exhaust gas temperature sensor	C1	Position: post-catalyst; Cable length: 270		
			MWSS020	ABS sensor	D1	OE 1K0927807; Position: left rear		
			MWSS021	ABS sensor	D1	OE 1K0927808; Position: right rear		
			MWSS027	ABS sensor	D1	OE 7H0927803; Position: left front		
			MWSS028	ABS sensor	D1	OE 7H0927804; Position: right front		
			SPA109	Coolant temperature sensor	E3	OE 059919501A		
			SPA111	Coolant temperature sensor	E3	OE 06A919501		
			SAA105	Oil pressure switches	F1	OE 036919081A		
1.4 TSI	125	11/05 → 11/08	SAD031	Knock sensor	B1	OE 030905377C		
			SAC011	Camshaft sensor	B2	OE 030907601		
			SAG155	Crankshaft sensor	B3	OE 032906433A		
			MWSS020	ABS sensor	D1	OE 1K0927807; Position: left rear		
			MWSS021	ABS sensor	D1	OE 1K0927808; Position: right rear		
			MWSS027	ABS sensor	D1	OE 7H0927803; Position: left front		
			MWSS028	ABS sensor	D1	OE 7H0927804; Position: right front		
			SPA111	Coolant temperature sensor	E3	OE 06A919501		
			SAA105	Oil pressure switches	F1	OE 036919081A		
			APS131	Fuel pressure sensor	F2	OE 03C906051H		
			103	05/06 → 11/08	SAD031	Knock sensor	B1	OE 030905377C
	SAC011	Camshaft sensor			B2	OE 030907601		
	SAG155	Crankshaft sensor			B3	OE 032906433A		
	MWSS020	ABS sensor			D1	OE 1K0927807; Position: left rear		
	MWSS021	ABS sensor			D1	OE 1K0927808; Position: right rear		
	MWSS027	ABS sensor			D1	OE 7H0927803; Position: left front		
	MWSS028	ABS sensor			D1	OE 7H0927804; Position: right front		
	SPA111	Coolant temperature sensor			E3	OE 06A919501		
	SAA105	Oil pressure switches			F1	OE 036919081A		
	APS131	Fuel pressure sensor			F2	OE 03C906051H		
	90	05/07 → 11/08			APS40	Intake pressure sensor	A3	OE 038906051B
					SAD031	Knock sensor	B1	OE 030905377C
					SAC011	Camshaft sensor	B2	OE 030907601
					SAG155	Crankshaft sensor	B3	OE 032906433A
			MWSS020	ABS sensor	D1	OE 1K0927807; Position: left rear		
MWSS021			ABS sensor	D1	OE 1K0927808; Position: right rear			
MWSS027			ABS sensor	D1	OE 7H0927803; Position: left front			
MWSS028	ABS sensor	D1	OE 7H0927804; Position: right front					

	KW			DESCRIPTION	TYPE	
VOLKSWAGEN						
GOLF V (1K1)						
1.4 TSI	90	05/07 → 11/08	SPA111	Coolant temperature sensor	E3	OE 06A919501
			SAA105	Oil pressure switches	F1	OE 036919081A
			APS131	Fuel pressure sensor	F2	OE 03C906051H
1.6	75	01/04 → 11/08	APS86	Intake pressure sensor	A3	OE 06B906051
			APS91	Intake pressure sensor	A3	OE 0279980411
			SAD031	Knock sensor	B1	OE 030905377C
			SAC075	Camshaft sensor	B2	OE 06B905163A
			MWSS020	ABS sensor	D1	OE 1K0927807; Position: left rear
			MWSS021	ABS sensor	D1	OE 1K0927808; Position: right rear
			MWSS027	ABS sensor	D1	OE 7H0927803; Position: left front
			MWSS028	ABS sensor	D1	OE 7H0927804; Position: right front
			SPA109	Coolant temperature sensor	E3	OE 059919501A
			SPA111	Coolant temperature sensor	E3	OE 06A919501
1.6 FSI	85	10/03 → 07/08	ATS13	Air temperature sensor	A1	OE 06B905379
			APS91	Intake pressure sensor	A3	OE 0279980411
			SAD031	Knock sensor	B1	OE 030905377C
			SAC011	Camshaft sensor	B2	OE 030907601
			SAG166	Crankshaft sensor	B3	OE 036906433
			STS0055	Exhaust gas temperature sensor	C1	Position: post-catalyst; Cable length: 270
			MWSS020	ABS sensor	D1	OE 1K0927807; Position: left rear
			MWSS021	ABS sensor	D1	OE 1K0927808; Position: right rear
			MWSS027	ABS sensor	D1	OE 7H0927803; Position: left front
			MWSS028	ABS sensor	D1	OE 7H0927804; Position: right front
1.9 TDI	77	10/03 → 11/08	APS40	Intake pressure sensor	A3	OE 038906051B
			SAC118	Camshaft sensor	B2	OE 03G906433
			SAG166	Crankshaft sensor	B3	OE 036906433
			SAG287	Crankshaft sensor	B3	OE 036906433B
			SPS003	Exhaust gas pressure sensor	C2	OE 03G906051
			MWSS020	ABS sensor	D1	OE 1K0927807; Position: left rear
			MWSS021	ABS sensor	D1	OE 1K0927808; Position: right rear
			MWSS027	ABS sensor	D1	OE 7H0927803; Position: left front
			MWSS028	ABS sensor	D1	OE 7H0927804; Position: right front
	SPA111	Coolant temperature sensor	E3	OE 06A919501		
	66	05/04 → 11/08	APS40	Intake pressure sensor	A3	OE 038906051B
			SAC118	Camshaft sensor	B2	OE 03G906433
			SAG166	Crankshaft sensor	B3	OE 036906433
			SAG287	Crankshaft sensor	B3	OE 036906433B
			STS0017	Exhaust gas temperature sensor	C1	Position: before turbocharger; Cable length: 720
			STS0019	Exhaust gas temperature sensor	C1	Position: before soot particulate filter; Cable length: 510
			STS0021	Exhaust gas temperature sensor	C1	Position: after soot particulate filter; Cable length: 825
			SPS003	Exhaust gas pressure sensor	C2	OE 03G906051
MWSS020			ABS sensor	D1	OE 1K0927807; Position: left rear	
MWSS021	ABS sensor	D1	OE 1K0927808; Position: right rear			
MWSS027	ABS sensor	D1	OE 7H0927803; Position: left front			
MWSS028	ABS sensor	D1	OE 7H0927804; Position: right front			
SPA111	Coolant temperature sensor	E3	OE 06A919501			
1.9 TDI 4motion	77	08/04 → 11/08	APS40	Intake pressure sensor	A3	OE 038906051B
			SAC118	Camshaft sensor	B2	OE 03G906433
			SAG166	Crankshaft sensor	B3	OE 036906433



kW



PARTS & SERVICES

DESCRIPTION

TYPE


VOLKSWAGEN
GOLF V (1K1)

1.9 TDI 4motion	77	08/04 → 11/08	SAG287	Crankshaft sensor	B3	OE 036906433B
			SPS003	Exhaust gas pressure sensor	C2	OE 03G906051
		08/04 → 10/08	MWSS020	ABS sensor	D1	OE 1K0927807; Position: left rear
			MWSS021	ABS sensor	D1	OE 1K0927808; Position: right rear
		08/04 → 11/08	MWSS027	ABS sensor	D1	OE 7H0927803; Position: left front
MWSS028	ABS sensor		D1	OE 7H0927804; Position: right front		
2.0 FSI	110	01/04 → 11/08	SPA111	Coolant temperature sensor	E3	OE 06A919501
			ATS13	Air temperature sensor	A1	OE 06B905379
			APS86	Intake pressure sensor	A3	OE 06B906051
			SAD031	Knock sensor	B1	OE 030905377C
			SAC073	Camshaft sensor	B2	OE 06C905163B
			SAG100	Crankshaft sensor	B3	OE 06A906433B
			MWSS020	ABS sensor	D1	OE 1K0927807; Position: left rear
			MWSS021	ABS sensor	D1	OE 1K0927808; Position: right rear
			MWSS027	ABS sensor	D1	OE 7H0927803; Position: left front
			MWSS028	ABS sensor	D1	OE 7H0927804; Position: right front
2.0 GTI	147	10/04 → 02/09	SPA111	Coolant temperature sensor	E3	OE 06A919501
			APS131	Fuel pressure sensor	F2	OE 03C906051H
			ATS13	Air temperature sensor	A1	OE 06B905379
			SAC073	Camshaft sensor	B2	OE 06C905163B
			SAC110	Camshaft sensor	B2	OE 06H906433
			SAC114	Camshaft sensor	B2	OE 07L905163
			MWSS020	ABS sensor	D1	OE 1K0927807; Position: left rear
			MWSS021	ABS sensor	D1	OE 1K0927808; Position: right rear
			MWSS027	ABS sensor	D1	OE 7H0927803; Position: left front
MWSS028	ABS sensor	D1	OE 7H0927804; Position: right front			
2.0 SDI	55	01/04 → 11/08	SPA111	Coolant temperature sensor	E3	OE 06A919501
			MWSS028	ABS sensor	D1	OE 7H0927804; Position: right front
			MWSS027	ABS sensor	D1	OE 7H0927803; Position: left front
			MWSS021	ABS sensor	D1	OE 1K0927808; Position: right rear
			MWSS020	ABS sensor	D1	OE 1K0927807; Position: left rear
			SAG287	Crankshaft sensor	B3	OE 036906433B
			SAG166	Crankshaft sensor	B3	OE 036906433
			SAC118	Camshaft sensor	B2	OE 03G906433
			APS40	Intake pressure sensor	A3	OE 038906051B
2.0 TDI	125	11/05 → 11/08	SPA111	Coolant temperature sensor	E3	OE 06A919501
			MWSS028	ABS sensor	D1	OE 7H0927804; Position: right front
			MWSS027	ABS sensor	D1	OE 7H0927803; Position: left front
			MWSS021	ABS sensor	D1	OE 1K0927808; Position: right rear
			MWSS020	ABS sensor	D1	OE 1K0927807; Position: left rear
			SPS003	Exhaust gas pressure sensor	C2	OE 03G906051
			STS0021	Exhaust gas temperature sensor	C1	Position: after soot particulate filter; Cable length: 825
			STS0019	Exhaust gas temperature sensor	C1	Position: before soot particulate filter; Cable length: 510
			STS0017	Exhaust gas temperature sensor	C1	Position: before turbocharger; Cable length: 720
	100	10/03 → 11/08	SAG287	Crankshaft sensor	B3	OE 036906433B
			SAG166	Crankshaft sensor	B3	OE 036906433
			SAG155	Crankshaft sensor	B3	OE 032906433A
			SAC085	Camshaft sensor	B2	OE 03G957147A
			SPA111	Coolant temperature sensor	E3	OE 06A919501
			MWSS028	ABS sensor	D1	OE 7H0927804; Position: right front

	KW			DESCRIPTION	TYPE	
VOLKSWAGEN						
GOLF V (1K1)						
2.0 TDI	100	10/03 → 11/08	STS0011	Exhaust gas temperature sensor	C1	Position: before soot particulate filter; Cable length: 710
			MWSS020	ABS sensor	D1	OE 1K0927807; Position: left rear
			MWSS021	ABS sensor	D1	OE 1K0927808; Position: right rear
			MWSS027	ABS sensor	D1	OE 7H0927803; Position: left front
			MWSS028	ABS sensor	D1	OE 7H0927804; Position: right front
			SPA111	Coolant temperature sensor	E3	OE 06A919501
	103	12/04 → 11/08	SAC118	Camshaft sensor	B2	OE 03G906433
			SAG166	Crankshaft sensor	B3	OE 036906433
			SAG287	Crankshaft sensor	B3	OE 036906433B
			STS0017	Exhaust gas temperature sensor	C1	Position: before turbocharger; Cable length: 720
			STS0019	Exhaust gas temperature sensor	C1	Position: before soot particulate filter; Cable length: 510
			STS0021	Exhaust gas temperature sensor	C1	Position: after soot particulate filter; Cable length: 825
			SPS003	Exhaust gas pressure sensor	C2	OE 03G906051
			MWSS020	ABS sensor	D1	OE 1K0927807; Position: left rear
			MWSS021	ABS sensor	D1	OE 1K0927808; Position: right rear
			MWSS027	ABS sensor	D1	OE 7H0927803; Position: left front
			MWSS028	ABS sensor	D1	OE 7H0927804; Position: right front
			SPA111	Coolant temperature sensor	E3	OE 06A919501
2.0 TDI 16V	103	10/03 → 11/08	SAC085	Camshaft sensor	B2	OE 03G957147A
			SAG166	Crankshaft sensor	B3	OE 036906433
			SAG287	Crankshaft sensor	B3	OE 036906433B
			MWSS020	ABS sensor	D1	OE 1K0927807; Position: left rear
			MWSS021	ABS sensor	D1	OE 1K0927808; Position: right rear
			MWSS027	ABS sensor	D1	OE 7H0927803; Position: left front
			MWSS028	ABS sensor	D1	OE 7H0927804; Position: right front
			SPA111	Coolant temperature sensor	E3	OE 06A919501
3.2	184	09/05 → 11/08	SAG065	Crankshaft sensor	B3	OE 022957147
3.2 R32 4motion	184	11/05 → 11/08	SAG065	Crankshaft sensor	B3	OE 022957147
GOLF V Variant (1K5)						
1.4 TSI	90	06/07 → 07/09	APS40	Intake pressure sensor	A3	OE 038906051B
			SAD031	Knock sensor	B1	OE 030905377C
			SAC011	Camshaft sensor	B2	OE 030907601
			SAG155	Crankshaft sensor	B3	OE 032906433A
			MWSS020	ABS sensor	D1	OE 1K0927807; Position: left rear
			MWSS021	ABS sensor	D1	OE 1K0927808; Position: right rear
			MWSS027	ABS sensor	D1	OE 7H0927803; Position: left front
			MWSS028	ABS sensor	D1	OE 7H0927804; Position: right front
			SPA111	Coolant temperature sensor	E3	OE 06A919501
			SAA105	Oil pressure switches	F1	OE 036919081A
			APS131	Fuel pressure sensor	F2	OE 03C906051H
1.6	75	06/07 → 07/09	APS86	Intake pressure sensor	A3	OE 06B906051
		01/08 → 07/09	APS91	Intake pressure sensor	A3	OE 0279980411
	06/07 → 07/09	SAD031	Knock sensor	B1	OE 030905377C	
		MWSS020	ABS sensor	D1	OE 1K0927807; Position: left rear	
		MWSS021	ABS sensor	D1	OE 1K0927808; Position: right rear	
		MWSS027	ABS sensor	D1	OE 7H0927803; Position: left front	
		MWSS028	ABS sensor	D1	OE 7H0927804; Position: right front	
		SPA109	Coolant temperature sensor	E3	OE 059919501A	
SPA111	Coolant temperature sensor	E3	OE 06A919501			
1.9 TDI	77	06/07 → 07/09	APS40	Intake pressure sensor	A3	OE 038906051B
			SAC118	Camshaft sensor	B2	OE 03G906433



kW



PARTS & SERVICES

DESCRIPTION

TYPE


VOLKSWAGEN
GOLF V Variant (1K5)

1.9 TDI	77	06/07 → 07/09	SAG166	Crankshaft sensor	B3	OE 036906433
			SAG287	Crankshaft sensor	B3	OE 036906433B
			STS0017	Exhaust gas temperature sensor	C1	Position: before turbocharger; Cable length: 720
			STS0019	Exhaust gas temperature sensor	C1	Position: before soot particulate filter; Cable length: 510
			STS0021	Exhaust gas temperature sensor	C1	Position: after soot particulate filter; Cable length: 825
			SPS003	Exhaust gas pressure sensor	C2	OE 03G906051
			MWSS020	ABS sensor	D1	OE 1K0927807; Position: left rear
			MWSS021	ABS sensor	D1	OE 1K0927808; Position: right rear
			MWSS027	ABS sensor	D1	OE 7H0927803; Position: left front
			MWSS028	ABS sensor	D1	OE 7H0927804; Position: right front
2.0 TDI	103	06/07 → 07/09	SPA111	Coolant temperature sensor	E3	OE 06A919501
			SAC118	Camshaft sensor	B2	OE 03G906433
			SAG166	Crankshaft sensor	B3	OE 036906433
			SAG287	Crankshaft sensor	B3	OE 036906433B
			STS0017	Exhaust gas temperature sensor	C1	Position: before turbocharger; Cable length: 720
			STS0019	Exhaust gas temperature sensor	C1	Position: before soot particulate filter; Cable length: 510
			STS0021	Exhaust gas temperature sensor	C1	Position: after soot particulate filter; Cable length: 825
			SPS003	Exhaust gas pressure sensor	C2	OE 03G906051
			MWSS020	ABS sensor	D1	OE 1K0927807; Position: left rear
			MWSS021	ABS sensor	D1	OE 1K0927808; Position: right rear
2.0 TDI 16V	103	06/07 → 07/09	MWSS027	ABS sensor	D1	OE 7H0927803; Position: left front
			MWSS028	ABS sensor	D1	OE 7H0927804; Position: right front
			SPA111	Coolant temperature sensor	E3	OE 06A919501
			SAD031	Knock sensor	B1	OE 030905377C
			SAC085	Camshaft sensor	B2	OE 03G957147A
			SAC118	Camshaft sensor	B2	OE 03G906433
			SAG155	Crankshaft sensor	B3	OE 032906433A
			SAG166	Crankshaft sensor	B3	OE 036906433
			SAG287	Crankshaft sensor	B3	OE 036906433B
			STS0011	Exhaust gas temperature sensor	C1	Position: before soot particulate filter; Cable length: 710
2.0 TDI 16V	103	06/07 → 07/09	SPS003	Exhaust gas pressure sensor	C2	OE 03G906051
			MWSS020	ABS sensor	D1	OE 1K0927807; Position: left rear
			MWSS021	ABS sensor	D1	OE 1K0927808; Position: right rear
			MWSS027	ABS sensor	D1	OE 7H0927803; Position: left front
			MWSS028	ABS sensor	D1	OE 7H0927804; Position: right front
			SPA111	Coolant temperature sensor	E3	OE 06A919501

GOLF VI (5K1)

1.2 TSI	63	05/10 → 11/12	APS40	Intake pressure sensor	A3	OE 038906051B
			SAD031	Knock sensor	B1	OE 030905377C
			SAC011	Camshaft sensor	B2	OE 030907601
			SAG155	Crankshaft sensor	B3	OE 032906433A
			MWSS020	ABS sensor	D1	OE 1K0927807; Position: left rear
			MWSS021	ABS sensor	D1	OE 1K0927808; Position: right rear
			MWSS027	ABS sensor	D1	OE 7H0927803; Position: left front
			MWSS028	ABS sensor	D1	OE 7H0927804; Position: right front
			SPA111	Coolant temperature sensor	E3	OE 06A919501
			SPA192	Coolant temperature sensor	E3	OE 03F919501A
	APS131	Fuel pressure sensor	F2	OE 03C906051H		

	KW			DESCRIPTION	TYPE	
VOLKSWAGEN						
GOLF VI (5K1)						
1.2 TSI	77	11/08 → 11/12	APS40	Intake pressure sensor	A3	OE 038906051B
			SAD031	Knock sensor	B1	OE 030905377C
			SAC011	Camshaft sensor	B2	OE 030907601
			SAG155	Crankshaft sensor	B3	OE 032906433A
			MWSS020	ABS sensor	D1	OE 1K0927807; Position: left rear
			MWSS021	ABS sensor	D1	OE 1K0927808; Position: right rear
			MWSS027	ABS sensor	D1	OE 7H0927803; Position: left front
			MWSS028	ABS sensor	D1	OE 7H0927804; Position: right front
			SPA111	Coolant temperature sensor	E3	OE 06A919501
			SPA192	Coolant temperature sensor	E3	OE 03F919501A
1.4	59	10/08 → 11/12	APS131	Fuel pressure sensor	F2	OE 03C906051H
			APS91	Intake pressure sensor	A3	OE 0279980411
			SAD031	Knock sensor	B1	OE 030905377C
			SAC011	Camshaft sensor	B2	OE 030907601
			SAC014	Camshaft sensor	B2	OE 02E927321A
			SAG155	Crankshaft sensor	B3	OE 032906433A
			MWSS020	ABS sensor	D1	OE 1K0927807; Position: left rear
			MWSS021	ABS sensor	D1	OE 1K0927808; Position: right rear
			MWSS027	ABS sensor	D1	OE 7H0927803; Position: left front
			MWSS028	ABS sensor	D1	OE 7H0927804; Position: right front
1.4 TSI	90	10/08 → 11/12	APS40	Intake pressure sensor	A3	OE 038906051B
			SAD031	Knock sensor	B1	OE 030905377C
			SAC011	Camshaft sensor	B2	OE 030907601
			SAG155	Crankshaft sensor	B3	OE 032906433A
			MWSS020	ABS sensor	D1	OE 1K0927807; Position: left rear
			MWSS021	ABS sensor	D1	OE 1K0927808; Position: right rear
			MWSS027	ABS sensor	D1	OE 7H0927803; Position: left front
			MWSS028	ABS sensor	D1	OE 7H0927804; Position: right front
			SPA111	Coolant temperature sensor	E3	OE 06A919501
			SAA105	Oil pressure switches	F1	OE 036919081A
1.4 TSI	118	10/08 → 11/12	APS131	Fuel pressure sensor	F2	OE 03C906051H
			ATS16	Air temperature sensor	A1	OE 03G906051E; With integrated air pressure sensor
			APS83	Intake pressure sensor	A3	OE 038906051C
			SAD031	Knock sensor	B1	OE 030905377C
			SAC011	Camshaft sensor	B2	OE 030907601
			SAG155	Crankshaft sensor	B3	OE 032906433A
			MWSS020	ABS sensor	D1	OE 1K0927807; Position: left rear
			MWSS021	ABS sensor	D1	OE 1K0927808; Position: right rear
			MWSS027	ABS sensor	D1	OE 7H0927803; Position: left front
			MWSS028	ABS sensor	D1	OE 7H0927804; Position: right front
1.6	75	10/08 → 11/12	APS86	Intake pressure sensor	A3	OE 06B906051
		10/08 → 05/10	APS91	Intake pressure sensor	A3	OE 0279980411
		10/08 → 11/12	SAD031	Knock sensor	B1	OE 030905377C
			SAC075	Camshaft sensor	B2	OE 06B905163A
			MWSS020	ABS sensor	D1	OE 1K0927807; Position: left rear
			MWSS021	ABS sensor	D1	OE 1K0927808; Position: right rear
			MWSS027	ABS sensor	D1	OE 7H0927803; Position: left front
			MWSS028	ABS sensor	D1	OE 7H0927804; Position: right front
			SPA111	Coolant temperature sensor	E3	OE 06A919501



kW



PARTS & SERVICES

DESCRIPTION

TYPE


VOLKSWAGEN
GOLF VI (5K1)

1.6 BiFuel	75	03/09 → 11/12	APS86	Intake pressure sensor	A3	OE 06B906051
			SAD031	Knock sensor	B1	OE 030905377C
			SAC075	Camshaft sensor	B2	OE 06B905163A
			MWSS020	ABS sensor	D1	OE 1K0927807; Position: left rear
			MWSS021	ABS sensor	D1	OE 1K0927808; Position: right rear
			MWSS027	ABS sensor	D1	OE 7H0927803; Position: left front
			MWSS028	ABS sensor	D1	OE 7H0927804; Position: right front
			SPA111	Coolant temperature sensor	E3	OE 06A919501
1.6 TDI	77	02/09 → 11/12	ATS16	Air temperature sensor	A1	OE 03G906051E; With integrated air pressure sensor
			SAG155	Crankshaft sensor	B3	OE 032906433A
			STS0011	Exhaust gas temperature sensor	C1	Position: before soot particulate filter; Cable length: 710
			STS0013	Exhaust gas temperature sensor	C1	Position: after soot particulate filter; Cable length: 825
			SPS005	Exhaust gas pressure sensor	C2	OE 076906051B
			MWSS020	ABS sensor	D1	OE 1K0927807; Position: left rear
			MWSS021	ABS sensor	D1	OE 1K0927808; Position: right rear
			MWSS027	ABS sensor	D1	OE 7H0927803; Position: left front
			MWSS028	ABS sensor	D1	OE 7H0927804; Position: right front
	SPA111	Coolant temperature sensor	E3	OE 06A919501		
	SAA105	Oil pressure switches	F1	OE 036919081A		
	66	02/09 → 11/12	ATS16	Air temperature sensor	A1	OE 03G906051E; With integrated air pressure sensor
			SAG155	Crankshaft sensor	B3	OE 032906433A
			STS0011	Exhaust gas temperature sensor	C1	Position: before soot particulate filter; Cable length: 710
			STS0013	Exhaust gas temperature sensor	C1	Position: after soot particulate filter; Cable length: 825
			SPS005	Exhaust gas pressure sensor	C2	OE 076906051B
			MWSS020	ABS sensor	D1	OE 1K0927807; Position: left rear
			MWSS021	ABS sensor	D1	OE 1K0927808; Position: right rear
MWSS027			ABS sensor	D1	OE 7H0927803; Position: left front	
MWSS028			ABS sensor	D1	OE 7H0927804; Position: right front	
SPA111	Coolant temperature sensor	E3	OE 06A919501			
SAA105	Oil pressure switches	F1	OE 036919081A			
2.0 GTI	155	04/09 → 11/12	ATS13	Air temperature sensor	A1	OE 06B905379
			SAC110	Camshaft sensor	B2	OE 06H906433
			SAC114	Camshaft sensor	B2	OE 07L905163
			SAG050	Crankshaft sensor	B3	OE 07K907601
			MWSS020	ABS sensor	D1	OE 1K0927807; Position: left rear
			MWSS021	ABS sensor	D1	OE 1K0927808; Position: right rear
			MWSS027	ABS sensor	D1	OE 7H0927803; Position: left front
			MWSS028	ABS sensor	D1	OE 7H0927804; Position: right front
			SPA111	Coolant temperature sensor	E3	OE 06A919501
			APS131	Fuel pressure sensor	F2	OE 03C906051H
2.0 TDI	103	10/08 → 05/13	ATS16	Air temperature sensor	A1	OE 03G906051E; With integrated air pressure sensor
		10/08 → 11/09	APS83	Intake pressure sensor	A3	OE 038906051C
		10/08 → 05/13	SAC118	Camshaft sensor	B2	OE 03G906433
			SAG155	Crankshaft sensor	B3	OE 032906433A
			STS0011	Exhaust gas temperature sensor	C1	Position: before soot particulate filter; Cable length: 710
		STS0013	Exhaust gas temperature sensor	C1	Position: after soot particulate filter; Cable length: 825	

		KW		 PARTS & SERVICES	DESCRIPTION	TYPE	
VOLKSWAGEN							
GOLF VI (5K1)							
2.0 TDI	103	10/08 → 05/13	SPS004	Exhaust gas pressure sensor	C2	OE 059906051C	
			SPS003	Exhaust gas pressure sensor	C2	OE 03G906051	
			SPS005	Exhaust gas pressure sensor	C2	OE 076906051B	
			MWSS020	ABS sensor	D1	OE 1K0927807; Position: left rear	
			MWSS021	ABS sensor	D1	OE 1K0927808; Position: right rear	
			MWSS027	ABS sensor	D1	OE 7H0927803; Position: left front	
			MWSS028	ABS sensor	D1	OE 7H0927804; Position: right front	
			SPA111	Coolant temperature sensor	E3	OE 06A919501	
			SAA105	Oil pressure switches	F1	OE 036919081A	
	81	10/08 → 11/12	ATS16	Air temperature sensor	A1	OE 03G906051E; With integrated air pressure sensor	
		10/08 → 05/09	APS83	Intake pressure sensor	A3	OE 038906051C	
		10/08 → 11/12	SAG155	Crankshaft sensor	B3	OE 032906433A	
			STS0011	Exhaust gas temperature sensor	C1	Position: before soot particulate filter; Cable length: 710	
			STS0013	Exhaust gas temperature sensor	C1	Position: after soot particulate filter; Cable length: 825	
		SPS003	Exhaust gas pressure sensor	C2	OE 03G906051		
		MWSS020	ABS sensor	D1	OE 1K0927807; Position: left rear		
		MWSS021	ABS sensor	D1	OE 1K0927808; Position: right rear		
		MWSS027	ABS sensor	D1	OE 7H0927803; Position: left front		
		MWSS028	ABS sensor	D1	OE 7H0927804; Position: right front		
		SPA111	Coolant temperature sensor	E3	OE 06A919501		
		125	04/09 → 11/12	ATS16	Air temperature sensor	A1	OE 03G906051E; With integrated air pressure sensor
			04/09 → 05/10	APS83	Intake pressure sensor	A3	OE 038906051C
			04/09 → 11/12	SAG155	Crankshaft sensor	B3	OE 032906433A
				STS0011	Exhaust gas temperature sensor	C1	Position: before soot particulate filter; Cable length: 710
	STS0013			Exhaust gas temperature sensor	C1	Position: after soot particulate filter; Cable length: 825	
	STS0017		Exhaust gas temperature sensor	C1	Position: before turbocharger; Cable length: 720		
	SPS004		Exhaust gas pressure sensor	C2	OE 059906051C		
	SPS003		Exhaust gas pressure sensor	C2	OE 03G906051		
	SPS005		Exhaust gas pressure sensor	C2	OE 076906051B		
	MWSS020		ABS sensor	D1	OE 1K0927807; Position: left rear		
	MWSS021		ABS sensor	D1	OE 1K0927808; Position: right rear		
	MWSS027		ABS sensor	D1	OE 7H0927803; Position: left front		
	MWSS028		ABS sensor	D1	OE 7H0927804; Position: right front		
SPA111	Coolant temperature sensor		E3	OE 06A919501			
SAA105	Oil pressure switches		F1	OE 036919081A			
GOLF VI Cabriolet (517)							
1.2 TSI	77	03/11 → 05/16	APS40	Intake pressure sensor	A3	OE 038906051B	
		SAD031	Knock sensor	B1	OE 030905377C		
		SAC011	Camshaft sensor	B2	OE 030907601		
	06/11 → 10/11	MWSS020	ABS sensor	D1	OE 1K0927807; Position: left rear		
	MWSS021	ABS sensor	D1	OE 1K0927808; Position: right rear			
	06/11 → 05/16	MWSS027	ABS sensor	D1	OE 7H0927803; Position: left front		
	MWSS028	ABS sensor	D1	OE 7H0927804; Position: right front			
	11/11 → 05/16	MWSS142	ABS sensor	D1	OE 1K0927807A; Position: left rear		
	MWSS143	ABS sensor	D1	OE 1K0927808A; Position: right rear			
	03/11 → 05/16	SPA111	Coolant temperature sensor	E3	OE 06A919501		
	SPA192	Coolant temperature sensor	E3	OE 03F919501A			
	APS131	Fuel pressure sensor	F2	OE 03C906051H			



kW



PARTS & SERVICES

DESCRIPTION

TYPE


VOLKSWAGEN
GOLF VI Cabriolet (517)

1.4 TSI	90	11/11 → 05/16	APS40	Intake pressure sensor	A3	OE 038906051B	
			SAD031	Knock sensor	B1	OE 030905377C	
			SAC011	Camshaft sensor	B2	OE 030907601	
			MWSS020	ABS sensor	D1	OE 1K0927807; Position: left rear	
			MWSS021	ABS sensor	D1	OE 1K0927808; Position: right rear	
			MWSS027	ABS sensor	D1	OE 7H0927803; Position: left front	
			MWSS028	ABS sensor	D1	OE 7H0927804; Position: right front	
			MWSS142	ABS sensor	D1	OE 1K0927807A; Position: left rear	
			MWSS143	ABS sensor	D1	OE 1K0927808A; Position: right rear	
			SPA111	Coolant temperature sensor	E3	OE 06A919501	
	SAA105	Oil pressure switches	F1	OE 036919081A			
	APS131	Fuel pressure sensor	F2	OE 03C906051H			
	118	03/11 → 05/16	ATS16	Air temperature sensor	A1	OE 03G906051E; With integrated air pressure sensor	
			SAD031	Knock sensor	B1	OE 030905377C	
			SAC011	Camshaft sensor	B2	OE 030907601	
		06/11 → 10/11	MWSS020	ABS sensor	D1	OE 1K0927807; Position: left rear	
			MWSS021	ABS sensor	D1	OE 1K0927808; Position: right rear	
		06/11 → 05/16	MWSS027	ABS sensor	D1	OE 7H0927803; Position: left front	
			MWSS028	ABS sensor	D1	OE 7H0927804; Position: right front	
		11/11 → 05/16	MWSS142	ABS sensor	D1	OE 1K0927807A; Position: left rear	
MWSS143			ABS sensor	D1	OE 1K0927808A; Position: right rear		
03/11 → 05/16		SPA111	Coolant temperature sensor	E3	OE 06A919501		
APS131	Fuel pressure sensor	F2	OE 03C906051H				
1.6 TDI	77	03/11 → 05/16	ATS16	Air temperature sensor	A1	OE 03G906051E; With integrated air pressure sensor	
			STS0011	Exhaust gas temperature sensor	C1	Position: before soot particulate filter; Cable length: 710	
			SPS005	Exhaust gas pressure sensor	C2	OE 076906051B	
		06/11 → 10/11	MWSS020	ABS sensor	D1	OE 1K0927807; Position: left rear	
			MWSS021	ABS sensor	D1	OE 1K0927808; Position: right rear	
		06/11 → 05/16	MWSS027	ABS sensor	D1	OE 7H0927803; Position: left front	
			MWSS028	ABS sensor	D1	OE 7H0927804; Position: right front	
		11/11 → 05/16	MWSS142	ABS sensor	D1	OE 1K0927807A; Position: left rear	
			MWSS143	ABS sensor	D1	OE 1K0927808A; Position: right rear	
		03/11 → 05/16	SPA111	Coolant temperature sensor	E3	OE 06A919501	
SAA105	Oil pressure switches	F1	OE 036919081A				
2.0 TDI	103	11/11 → 05/16	ATS16	Air temperature sensor	A1	OE 03G906051E; With integrated air pressure sensor	
			SPS004	Exhaust gas pressure sensor	C2	OE 059906051C	
			MWSS027	ABS sensor	D1	OE 7H0927803; Position: left front	
			MWSS028	ABS sensor	D1	OE 7H0927804; Position: right front	
			MWSS142	ABS sensor	D1	OE 1K0927807A; Position: left rear	
			MWSS143	ABS sensor	D1	OE 1K0927808A; Position: right rear	
			SAA105	Oil pressure switches	F1	OE 036919081A	
GOLF VI Variant (AJ5)							
1.2 TSI	77	07/09 → 07/13	APS40	Intake pressure sensor	A3	OE 038906051B	
			APS70	Intake pressure sensor	A3	OE 036906051G	
			SAD031	Knock sensor	B1	OE 030905377C	
			SAC011	Camshaft sensor	B2	OE 030907601	
			SAG155	Crankshaft sensor	B3	OE 032906433A	
			MWSS020	ABS sensor	D1	OE 1K0927807; Position: left rear	
			MWSS021	ABS sensor	D1	OE 1K0927808; Position: right rear	
			MWSS027	ABS sensor	D1	OE 7H0927803; Position: left front	
			MWSS028	ABS sensor	D1	OE 7H0927804; Position: right front	

	KW			DESCRIPTION	TYPE	
VOLKSWAGEN						
GOLF VI Variant (AJ5)						
1.2 TSI	77	07/09 → 07/13	SPA111	Coolant temperature sensor	E3	OE 06A919501
			SPA192	Coolant temperature sensor	E3	OE 03F919501A
			APS131	Fuel pressure sensor	F2	OE 03C906051H
1.4 TSI	90	07/09 → 07/13	APS40	Intake pressure sensor	A3	OE 038906051B
			APS70	Intake pressure sensor	A3	OE 036906051G
			SAD031	Knock sensor	B1	OE 030905377C
			SAC011	Camshaft sensor	B2	OE 030907601
			SAG155	Crankshaft sensor	B3	OE 032906433A
			MWSS020	ABS sensor	D1	OE 1K0927807; Position: left rear
			MWSS021	ABS sensor	D1	OE 1K0927808; Position: right rear
			MWSS027	ABS sensor	D1	OE 7H0927803; Position: left front
			MWSS028	ABS sensor	D1	OE 7H0927804; Position: right front
			SPA111	Coolant temperature sensor	E3	OE 06A919501
			SAA105	Oil pressure switches	F1	OE 036919081A
1.6 TDI	77	07/09 → 07/13	ATS16	Air temperature sensor	A1	OE 03G906051E; With integrated air pressure sensor
			SAG155	Crankshaft sensor	B3	OE 032906433A
			STS0011	Exhaust gas temperature sensor	C1	Position: before soot particulate filter; Cable length: 710
			STS0013	Exhaust gas temperature sensor	C1	Position: after soot particulate filter; Cable length: 825
			SPS005	Exhaust gas pressure sensor	C2	OE 076906051B
			MWSS020	ABS sensor	D1	OE 1K0927807; Position: left rear
			MWSS021	ABS sensor	D1	OE 1K0927808; Position: right rear
			MWSS027	ABS sensor	D1	OE 7H0927803; Position: left front
			MWSS028	ABS sensor	D1	OE 7H0927804; Position: right front
			SPA111	Coolant temperature sensor	E3	OE 06A919501
			SAA105	Oil pressure switches	F1	OE 036919081A
2.0 TDI	103	07/09 → 07/13	ATS16	Air temperature sensor	A1	OE 03G906051E; With integrated air pressure sensor
			SAD031	Knock sensor	B1	OE 030905377C
			SAG155	Crankshaft sensor	B3	OE 032906433A
			STS0011	Exhaust gas temperature sensor	C1	Position: before soot particulate filter; Cable length: 710
			SPS004	Exhaust gas pressure sensor	C2	OE 059906051C
			SPS003	Exhaust gas pressure sensor	C2	OE 03G906051
			MWSS020	ABS sensor	D1	OE 1K0927807; Position: left rear
			MWSS021	ABS sensor	D1	OE 1K0927808; Position: right rear
			MWSS027	ABS sensor	D1	OE 7H0927803; Position: left front
			MWSS028	ABS sensor	D1	OE 7H0927804; Position: right front
SPA111	Coolant temperature sensor	E3	OE 06A919501			
GOLF VII (5G1, BQ1, BE1, BE2)						
1.0 TSI	81	11/16 →	SAC120	Camshaft sensor	B2	OE 04C907601
1.2 TSI	63	08/12 →	ATS16	Air temperature sensor	A1	OE 03G906051E; With integrated air pressure sensor
			SAD031	Knock sensor	B1	OE 030905377C
			SAC120	Camshaft sensor	B2	OE 04C907601
			SAG289	Crankshaft sensor	B3	OE 04C906433
		11/12 →	MWSS019	ABS sensor	D1	OE 6Q0927804A; Position: right front
			MWSS023	ABS sensor	D1	OE 6Q0927803A; Position: left front
			MWSS077	ABS sensor	D1	OE 2K0927807; Position: rear axle left and right
			MWSS141	ABS sensor	D1	OE WHT003864B; Position: rear axle left and right
08/12 →	SPA192	Coolant temperature sensor	E3	OE 03F919501A		



kW



PARTS & SERVICES

DESCRIPTION

TYPE


VOLKSWAGEN
GOLF VII (5G1, BQ1, BE1, BE2)

1.2 TSI	77	11/12 →	ATS16	Air temperature sensor	A1	OE 03G906051E; With integrated air pressure sensor	
			SAD031	Knock sensor	B1	OE 030905377C	
			SAC120	Camshaft sensor	B2	OE 04C907601	
			SAG289	Crankshaft sensor	B3	OE 04C906433	
			MWSS019	ABS sensor	D1	OE 6Q0927804A; Position: right front	
			MWSS023	ABS sensor	D1	OE 6Q0927803A; Position: left front	
			MWSS077	ABS sensor	D1	OE 2K0927807; Position: rear axle left and right	
			MWSS141	ABS sensor	D1	OE WHT003864B; Position: rear axle left and right	
				SPA192	Coolant temperature sensor	E3	OE 03F919501A
	81	04/14 →	ATS16	Air temperature sensor	A1	OE 03G906051E; With integrated air pressure sensor	
			SAD031	Knock sensor	B1	OE 030905377C	
			SAC120	Camshaft sensor	B2	OE 04C907601	
			SAG289	Crankshaft sensor	B3	OE 04C906433	
			MWSS019	ABS sensor	D1	OE 6Q0927804A; Position: right front	
MWSS023			ABS sensor	D1	OE 6Q0927803A; Position: left front		
MWSS077			ABS sensor	D1	OE 2K0927807; Position: rear axle left and right		
MWSS141			ABS sensor	D1	OE WHT003864B; Position: rear axle left and right		
1.4 TGI CNG	81	06/13 →	ATS16	Air temperature sensor	A1	OE 03G906051E; With integrated air pressure sensor	
			SAD031	Knock sensor	B1	OE 030905377C	
			SAC120	Camshaft sensor	B2	OE 04C907601	
			SAG289	Crankshaft sensor	B3	OE 04C906433	
	81	08/13 →	MWSS019	ABS sensor	D1	OE 6Q0927804A; Position: right front	
			MWSS023	ABS sensor	D1	OE 6Q0927803A; Position: left front	
			MWSS077	ABS sensor	D1	OE 2K0927807; Position: rear axle left and right	
			MWSS141	ABS sensor	D1	OE WHT003864B; Position: rear axle left and right	
1.4 TSI	103	08/12 →	ATS16	Air temperature sensor	A1	OE 03G906051E; With integrated air pressure sensor	
			SAD031	Knock sensor	B1	OE 030905377C	
			SAC120	Camshaft sensor	B2	OE 04C907601	
			SAG289	Crankshaft sensor	B3	OE 04C906433	
			MWSS019	ABS sensor	D1	OE 6Q0927804A; Position: right front	
			MWSS023	ABS sensor	D1	OE 6Q0927803A; Position: left front	
			MWSS077	ABS sensor	D1	OE 2K0927807; Position: rear axle left and right	
			MWSS141	ABS sensor	D1	OE WHT003864B; Position: rear axle left and right	
				SPA192	Coolant temperature sensor	E3	OE 03F919501A
	90	11/12 →	ATS16	Air temperature sensor	A1	OE 03G906051E; With integrated air pressure sensor	
			SAD031	Knock sensor	B1	OE 030905377C	
			SAC120	Camshaft sensor	B2	OE 04C907601	
			SAG289	Crankshaft sensor	B3	OE 04C906433	
			MWSS019	ABS sensor	D1	OE 6Q0927804A; Position: right front	
MWSS023			ABS sensor	D1	OE 6Q0927803A; Position: left front		
			MWSS077	ABS sensor	D1	OE 2K0927807; Position: rear axle left and right	

	KW			DESCRIPTION	TYPE	
VOLKSWAGEN						
GOLF VII (5G1, BQ1, BE1, BE2)						
1.4 TSI	90	11/12 →	MWSS141	ABS sensor	D1	OE WHT003864B; Position: rear axle left and right
			SPA192	Coolant temperature sensor	E3	OE 03F919501A
	92	05/14 →	ATS16	Air temperature sensor	A1	OE 03G906051E; With integrated air pressure sensor
			SAD031	Knock sensor	B1	OE 030905377C
			SAC120	Camshaft sensor	B2	OE 04C907601
			SAG289	Crankshaft sensor	B3	OE 04C906433
			MWSS019	ABS sensor	D1	OE 6Q0927804A; Position: right front
			MWSS023	ABS sensor	D1	OE 6Q0927803A; Position: left front
			MWSS077	ABS sensor	D1	OE 2K0927807; Position: rear axle left and right
	110	05/14 →	MWSS141	ABS sensor	D1	OE WHT003864B; Position: rear axle left and right
			ATS16	Air temperature sensor	A1	OE 03G906051E; With integrated air pressure sensor
			SAD031	Knock sensor	B1	OE 030905377C
			SAC120	Camshaft sensor	B2	OE 04C907601
			SAG289	Crankshaft sensor	B3	OE 04C906433
			MWSS019	ABS sensor	D1	OE 6Q0927804A; Position: right front
			MWSS023	ABS sensor	D1	OE 6Q0927803A; Position: left front
			MWSS077	ABS sensor	D1	OE 2K0927807; Position: rear axle left and right
	1.6	81	05/14 →	MWSS141	ABS sensor	D1
APS91				Intake pressure sensor	A3	OE 0279980411
SAD031				Knock sensor	B1	OE 030905377C
SAC120				Camshaft sensor	B2	OE 04C907601
MWSS019				ABS sensor	D1	OE 6Q0927804A; Position: right front
MWSS023				ABS sensor	D1	OE 6Q0927803A; Position: left front
MWSS077				ABS sensor	D1	OE 2K0927807; Position: rear axle left and right
1.6 TDI	77	08/12 →	MWSS141	ABS sensor	D1	OE WHT003864B; Position: rear axle left and right
			STS0189	Exhaust gas temperature sensor	C1	Position: after soot particulate filter; Cable length: 735
			STS0229	Exhaust gas temperature sensor	C1	Position: before soot particulate filter; Cable length: 935
		11/12 →	MWSS019	ABS sensor	D1	OE 6Q0927804A; Position: right front
			MWSS023	ABS sensor	D1	OE 6Q0927803A; Position: left front
			MWSS077	ABS sensor	D1	OE 2K0927807; Position: rear axle left and right
	66	04/13 →	MWSS141	ABS sensor	D1	OE WHT003864B; Position: rear axle left and right
			SAC129	Camshaft sensor	B2	OE 04L907601
			SAG286	Crankshaft sensor	B3	OE 04L906433
			STS0189	Exhaust gas temperature sensor	C1	Position: after soot particulate filter; Cable length: 735
			STS0229	Exhaust gas temperature sensor	C1	Position: before soot particulate filter; Cable length: 935
			MWSS019	ABS sensor	D1	OE 6Q0927804A; Position: right front
MWSS023	ABS sensor	D1	OE 6Q0927803A; Position: left front			

	kW			DESCRIPTION	TYPE				
VOLKSWAGEN									
GOLF VII (5G1, BQ1, BE1, BE2)									
1.6 TDI	66	04/13 →	MWSS077	ABS sensor	D1	OE 2K0927807; Position: rear axle left and right			
			MWSS141	ABS sensor	D1	OE WHT003864B; Position: rear axle left and right			
	81	01/13 →	SAC129	Camshaft sensor	B2	OE 04L907601			
			SAG286	Crankshaft sensor	B3	OE 04L906433			
			STS0189	Exhaust gas temperature sensor	C1	Position: after soot particulate filter; Cable length: 735			
			STS0229	Exhaust gas temperature sensor	C1	Position: before soot particulate filter; Cable length: 935			
			STS0247	Exhaust gas temperature sensor	C1	Position: in front of the catalyst; Cable length: 730			
	85	06/13 →	MWSS019	ABS sensor	D1	OE 6Q0927804A; Position: right front			
			MWSS023	ABS sensor	D1	OE 6Q0927803A; Position: left front			
			MWSS077	ABS sensor	D1	OE 2K0927807; Position: rear axle left and right			
2.0 GTD	135	04/13 →	MWSS141	ABS sensor	D1	OE WHT003864B; Position: rear axle left and right			
			SAG286	Crankshaft sensor	B3	OE 04L906433			
			SAC129	Camshaft sensor	B2	OE 04L907601			
			STS0241	Exhaust gas temperature sensor	C1	Position: before turbocharger; Cable length: 610			
			MWSS019	ABS sensor	D1	OE 6Q0927804A; Position: right front			
			MWSS023	ABS sensor	D1	OE 6Q0927803A; Position: left front			
			MWSS077	ABS sensor	D1	OE 2K0927807; Position: rear axle left and right			
			MWSS141	ABS sensor	D1	OE WHT003864B; Position: rear axle left and right			
			2.0 GTI	162	04/13 →	SPA196	Coolant temperature sensor	E3	OE 06K919523
						MWSS141	ABS sensor	D1	OE WHT003864B; Position: rear axle left and right
MWSS077	ABS sensor	D1				OE 2K0927807; Position: rear axle left and right			
MWSS023	ABS sensor	D1				OE 6Q0927803A; Position: left front			
MWSS019	ABS sensor	D1				OE 6Q0927804A; Position: right front			
SAG243	Crankshaft sensor	B3				OE 06H906433B			
SAC120	Camshaft sensor	B2				OE 04C907601			
169	04/13 →	ATS16		Air temperature sensor	A1	OE 03G906051E; With integrated air pressure sensor			
		SPA196		Coolant temperature sensor	E3	OE 06K919523			
		MWSS141		ABS sensor	D1	OE WHT003864B; Position: rear axle left and right			
		MWSS077		ABS sensor	D1	OE 2K0927807; Position: rear axle left and right			
		MWSS028		ABS sensor	D1	OE 7H0927804; Position: right front			
		MWSS027		ABS sensor	D1	OE 7H0927803; Position: left front			
		MWSS023		ABS sensor	D1	OE 6Q0927803A; Position: left front			
2.0 R 4motion	221	11/13 →	ATS16	Air temperature sensor	A1	OE 03G906051E; With integrated air pressure sensor			

	KW			DESCRIPTION	TYPE	
VOLKSWAGEN						
GOLF VII (5G1, BQ1, BE1, BE2)						
2.0 R 4motion	221	11/13 →	SAC120	Camshaft sensor	B2	OE 04C907601
			SAG243	Crankshaft sensor	B3	OE 06H906433B
			MWSS019	ABS sensor	D1	OE 6Q0927804A; Position: right front
			MWSS023	ABS sensor	D1	OE 6Q0927803A; Position: left front
			MWSS027	ABS sensor	D1	OE 7H0927803; Position: left front
			MWSS028	ABS sensor	D1	OE 7H0927804; Position: right front
			MWSS067	ABS sensor	D1	OE 7L0927807A; Position: left
			MWSS068	ABS sensor	D1	OE 7L0927808A; Position: right
			MWSS077	ABS sensor	D1	OE 2K0927807; Position: rear axle left and right
			MWSS141	ABS sensor	D1	OE WHT003864B; Position: rear axle left and right
			SPA111	Coolant temperature sensor	E3	OE 06A919501
SPA196	Coolant temperature sensor	E3	OE 06K919523			
2.0 TDI	110	11/12 →	SAC129	Camshaft sensor	B2	OE 04L907601
			SAG286	Crankshaft sensor	B3	OE 04L906433
			STS0241	Exhaust gas temperature sensor	C1	Position: before turbocharger; Cable length: 610
			MWSS019	ABS sensor	D1	OE 6Q0927804A; Position: right front
			MWSS023	ABS sensor	D1	OE 6Q0927803A; Position: left front
			MWSS077	ABS sensor	D1	OE 2K0927807; Position: rear axle left and right
MWSS141	ABS sensor	D1	OE WHT003864B; Position: rear axle left and right			
GOLF VII Variant (BA5, BV5)						
1.2 TSI	77	05/13 →	ATS16	Air temperature sensor	A1	OE 03G906051E; With integrated air pressure sensor
			SAD031	Knock sensor	B1	OE 030905377C
			SAC120	Camshaft sensor	B2	OE 04C907601
			SAG289	Crankshaft sensor	B3	OE 04C906433
			MWSS019	ABS sensor	D1	OE 6Q0927804A; Position: right front
			MWSS023	ABS sensor	D1	OE 6Q0927803A; Position: left front
			MWSS077	ABS sensor	D1	OE 2K0927807; Position: rear axle left and right
	MWSS141	ABS sensor	D1	OE WHT003864B; Position: rear axle left and right		
	SPA192	Coolant temperature sensor	E3	OE 03F919501A		
	81	04/14 →	ATS16	Air temperature sensor	A1	OE 03G906051E; With integrated air pressure sensor
			SAD031	Knock sensor	B1	OE 030905377C
			SAC120	Camshaft sensor	B2	OE 04C907601
			SAG289	Crankshaft sensor	B3	OE 04C906433
			MWSS019	ABS sensor	D1	OE 6Q0927804A; Position: right front
MWSS023			ABS sensor	D1	OE 6Q0927803A; Position: left front	
MWSS077			ABS sensor	D1	OE 2K0927807; Position: rear axle left and right	
MWSS141	ABS sensor	D1	OE WHT003864B; Position: rear axle left and right			
1.4 TSI	90	05/13 →	ATS16	Air temperature sensor	A1	OE 03G906051E; With integrated air pressure sensor
			SAD031	Knock sensor	B1	OE 030905377C
			SAC120	Camshaft sensor	B2	OE 04C907601
			SAG289	Crankshaft sensor	B3	OE 04C906433
			MWSS019	ABS sensor	D1	OE 6Q0927804A; Position: right front
MWSS023	ABS sensor	D1	OE 6Q0927803A; Position: left front			



kW



PARTS & SERVICES

DESCRIPTION

TYPE


VOLKSWAGEN
GOLF VII Variant (BA5, BV5)

1.4 TSI	90	05/13 →	MWSS077	ABS sensor	D1	OE 2K0927807; Position: rear axle left and right
			MWSS141	ABS sensor	D1	OE WHT003864B; Position: rear axle left and right
	92	05/14 →	ATS16	Air temperature sensor	A1	OE 03G906051E; With integrated air pressure sensor
			SAD031	Knock sensor	B1	OE 030905377C
			SAC120	Camshaft sensor	B2	OE 04C907601
			SAG289	Crankshaft sensor	B3	OE 04C906433
			MWSS019	ABS sensor	D1	OE 6Q0927804A; Position: right front
			MWSS023	ABS sensor	D1	OE 6Q0927803A; Position: left front
			MWSS077	ABS sensor	D1	OE 2K0927807; Position: rear axle left and right
	110	05/14 →	MWSS141	ABS sensor	D1	OE WHT003864B; Position: rear axle left and right
			ATS16	Air temperature sensor	A1	OE 03G906051E; With integrated air pressure sensor
			SAD031	Knock sensor	B1	OE 030905377C
			SAC120	Camshaft sensor	B2	OE 04C907601
			SAG289	Crankshaft sensor	B3	OE 04C906433
MWSS019			ABS sensor	D1	OE 6Q0927804A; Position: right front	
MWSS023			ABS sensor	D1	OE 6Q0927803A; Position: left front	
1.6 TDI	81	05/13 →	MWSS077	ABS sensor	D1	OE 2K0927807; Position: rear axle left and right
			MWSS141	ABS sensor	D1	OE WHT003864B; Position: rear axle left and right
			SAC129	Camshaft sensor	B2	OE 04L907601
			SAG286	Crankshaft sensor	B3	OE 04L906433
			STS0189	Exhaust gas temperature sensor	C1	Position: after soot particulate filter; Cable length: 735
			STS0229	Exhaust gas temperature sensor	C1	Position: before soot particulate filter; Cable length: 935
			STS0247	Exhaust gas temperature sensor	C1	Position: in front of the catalyst; Cable length: 730
			MWSS019	ABS sensor	D1	OE 6Q0927804A; Position: right front
	77	05/13 →	MWSS023	ABS sensor	D1	OE 6Q0927803A; Position: left front
			MWSS077	ABS sensor	D1	OE 2K0927807; Position: rear axle left and right
			MWSS141	ABS sensor	D1	OE WHT003864B; Position: rear axle left and right
			SAC129	Camshaft sensor	B2	OE 04L907601
			SAG286	Crankshaft sensor	B3	OE 04L906433
			STS0189	Exhaust gas temperature sensor	C1	Position: after soot particulate filter; Cable length: 735
85	11/16 →	STS0229	Exhaust gas temperature sensor	C1	Position: before soot particulate filter; Cable length: 935	
		MWSS019	ABS sensor	D1	OE 6Q0927804A; Position: right front	
2.0 GTD	135	01/15 →	MWSS023	ABS sensor	D1	OE 6Q0927803A; Position: left front
			MWSS077	ABS sensor	D1	OE 2K0927807; Position: rear axle left and right
			MWSS141	ABS sensor	D1	OE WHT003864B; Position: rear axle left and right
2.0 GTD	135	01/15 →	SAG286	Crankshaft sensor	B3	OE 04L906433
			SAC129	Camshaft sensor	B2	OE 04L907601
			SAG286	Crankshaft sensor	B3	OE 04L906433

	KW			DESCRIPTION	TYPE			
VOLKSWAGEN								
GOLF VII Variant (BA5, BV5)								
2.0 GTD	135	01/15 →	MWSS019	ABS sensor	D1	OE 6Q0927804A; Position: right front		
			MWSS023	ABS sensor	D1	OE 6Q0927803A; Position: left front		
			MWSS077	ABS sensor	D1	OE 2K0927807; Position: rear axle left and right		
			MWSS141	ABS sensor	D1	OE WHT003864B; Position: rear axle left and right		
2.0 TDI	110	04/13 →	SAC129	Camshaft sensor	B2	OE 04L907601		
			SAG286	Crankshaft sensor	B3	OE 04L906433		
			STS0241	Exhaust gas temperature sensor	C1	Position: before turbocharger; Cable length: 610		
		07/13 →	MWSS019	ABS sensor	D1	OE 6Q0927804A; Position: right front		
			MWSS023	ABS sensor	D1	OE 6Q0927803A; Position: left front		
		04/13 →	MWSS027	ABS sensor	D1	OE 7H0927803; Position: left front		
			MWSS028	ABS sensor	D1	OE 7H0927804; Position: right front		
		07/13 →	MWSS077	ABS sensor	D1	OE 2K0927807; Position: rear axle left and right		
MWSS141	ABS sensor		D1	OE WHT003864B; Position: rear axle left and right				
GOLF PLUS (5M1, 521)								
1.2 TSI	63	05/10 → 12/13	APS40	Intake pressure sensor	A3	OE 038906051B		
			SAD031	Knock sensor	B1	OE 030905377C		
			SAC011	Camshaft sensor	B2	OE 030907601		
			MWSS020	ABS sensor	D1	OE 1K0927807; Position: left rear		
			MWSS021	ABS sensor	D1	OE 1K0927808; Position: right rear		
			MWSS027	ABS sensor	D1	OE 7H0927803; Position: left front		
			MWSS028	ABS sensor	D1	OE 7H0927804; Position: right front		
			SPA111	Coolant temperature sensor	E3	OE 06A919501		
			SPA192	Coolant temperature sensor	E3	OE 03F919501A		
			APS131	Fuel pressure sensor	F2	OE 03C906051H		
			77	11/09 → 12/13	APS40	Intake pressure sensor	A3	OE 038906051B
					SAD031	Knock sensor	B1	OE 030905377C
	SAC011	Camshaft sensor			B2	OE 030907601		
	SAG155	Crankshaft sensor			B3	OE 032906433A		
	MWSS020	ABS sensor			D1	OE 1K0927807; Position: left rear		
	MWSS021	ABS sensor			D1	OE 1K0927808; Position: right rear		
	MWSS027	ABS sensor			D1	OE 7H0927803; Position: left front		
	MWSS028	ABS sensor	D1	OE 7H0927804; Position: right front				
	1.4 16V	55	01/05 → 11/06	APS91	Intake pressure sensor	A3	OE 0279980411	
SAD031				Knock sensor	B1	OE 030905377C		
SAC014				Camshaft sensor	B2	OE 02E927321A		
SAG166				Crankshaft sensor	B3	OE 036906433		
SAG287				Crankshaft sensor	B3	OE 036906433B		
MWSS020				ABS sensor	D1	OE 1K0927807; Position: left rear		
MWSS021				ABS sensor	D1	OE 1K0927808; Position: right rear		
MWSS027				ABS sensor	D1	OE 7H0927803; Position: left front		
MWSS028				ABS sensor	D1	OE 7H0927804; Position: right front		
SPA111				Coolant temperature sensor	E3	OE 06A919501		
SAA105				Oil pressure switches	F1	OE 036919081A		
59				05/06 → 12/13	APS91	Intake pressure sensor	A3	OE 0279980411
		SAD031	Knock sensor		B1	OE 030905377C		
			SAC011	Camshaft sensor	B2	OE 030907601		
	SAC014		Camshaft sensor	B2	OE 02E927321A			



kW



PARTS & SERVICES

DESCRIPTION





TYPE


VOLKSWAGEN
GOLF PLUS (5M1, 521)

1.4 16V	59	05/06 → 12/13	SAG155	Crankshaft sensor	B3	OE 032906433A			
			MWSS020	ABS sensor	D1	OE 1K0927807; Position: left rear			
			MWSS021	ABS sensor	D1	OE 1K0927808; Position: right rear			
			MWSS027	ABS sensor	D1	OE 7H0927803; Position: left front			
			MWSS028	ABS sensor	D1	OE 7H0927804; Position: right front			
			SPA111	Coolant temperature sensor	E3	OE 06A919501			
			SAA105	Oil pressure switches	F1	OE 036919081A			
1.4 TSI	90	06/07 → 12/13	APS40	Intake pressure sensor	A3	OE 038906051B			
			SAD031	Knock sensor	B1	OE 030905377C			
			SAC011	Camshaft sensor	B2	OE 030907601			
			SAG155	Crankshaft sensor	B3	OE 032906433A			
			SAG166	Crankshaft sensor	B3	OE 036906433			
			MWSS020	ABS sensor	D1	OE 1K0927807; Position: left rear			
			MWSS021	ABS sensor	D1	OE 1K0927808; Position: right rear			
			MWSS027	ABS sensor	D1	OE 7H0927803; Position: left front			
			MWSS028	ABS sensor	D1	OE 7H0927804; Position: right front			
			SPA111	Coolant temperature sensor	E3	OE 06A919501			
			SAA105	Oil pressure switches	F1	OE 036919081A			
			APS131	Fuel pressure sensor	F2	OE 03C906051H			
			118	06/08 → 12/13	ATS16	Air temperature sensor	A1	OE 03G906051E; With integrated air pressure sensor	
	APS83	Intake pressure sensor			A3	OE 038906051C			
	SAD031	Knock sensor			B1	OE 030905377C			
	SAC011	Camshaft sensor			B2	OE 030907601			
	SAG155	Crankshaft sensor			B3	OE 032906433A			
	MWSS020	ABS sensor			D1	OE 1K0927807; Position: left rear			
	1.6	59	05/05 → 12/13	APS86	Intake pressure sensor	A3	OE 06B906051		
11/07 → 12/13			APS91	Intake pressure sensor	A3	OE 0279980411			
75		05/05 → 12/13	SAD031	Knock sensor	B1	OE 030905377C			
			SAC075	Camshaft sensor	B2	OE 06B905163A			
			MWSS020	ABS sensor	D1	OE 1K0927807; Position: left rear			
			MWSS021	ABS sensor	D1	OE 1K0927808; Position: right rear			
			MWSS027	ABS sensor	D1	OE 7H0927803; Position: left front			
			MWSS028	ABS sensor	D1	OE 7H0927804; Position: right front			
			SPA109	Coolant temperature sensor	E3	OE 059919501A			
			SPA111	Coolant temperature sensor	E3	OE 06A919501			
			1.6 FSI	85	12/04 → 05/08	ATS13	Air temperature sensor	A1	OE 06B905379
						APS91	Intake pressure sensor	A3	OE 0279980411
						SAD031	Knock sensor	B1	OE 030905377C
SAC011	Camshaft sensor	B2				OE 030907601			
SAG166	Crankshaft sensor	B3				OE 036906433			
MWSS020	ABS sensor	D1				OE 1K0927807; Position: left rear			
MWSS021	ABS sensor	D1				OE 1K0927808; Position: right rear			
MWSS027	ABS sensor	D1	OE 7H0927803; Position: left front						
MWSS028	ABS sensor	D1	OE 7H0927804; Position: right front						
SPA111	Coolant temperature sensor	E3	OE 06A919501						
SAA105	Oil pressure switches	F1	OE 036919081A						
1.6 TDI	77	03/09 → 12/13	ATS16	Air temperature sensor	A1	OE 03G906051E; With integrated air pressure sensor			

	KW			DESCRIPTION	TYPE	
VOLKSWAGEN						
GOLF PLUS (5M1, 521)						
1.6 TDI	77	05/09 → 12/13	APS83	Intake pressure sensor	A3	OE 038906051C
		03/09 → 12/13	SAD031	Knock sensor	B1	OE 030905377C
			SAG155	Crankshaft sensor	B3	OE 032906433A
			STS0011	Exhaust gas temperature sensor	C1	Position: before soot particulate filter; Cable length: 710
			STS0013	Exhaust gas temperature sensor	C1	Position: after soot particulate filter; Cable length: 825
			MWSS020	ABS sensor	D1	OE 1K0927807; Position: left rear
			MWSS021	ABS sensor	D1	OE 1K0927808; Position: right rear
			MWSS027	ABS sensor	D1	OE 7H0927803; Position: left front
			MWSS028	ABS sensor	D1	OE 7H0927804; Position: right front
			SPA111	Coolant temperature sensor	E3	OE 06A919501
SAA105	Oil pressure switches	F1	OE 036919081A			
1.9 TDI	77	01/05 → 01/09	APS40	Intake pressure sensor	A3	OE 038906051B
			SAC118	Camshaft sensor	B2	OE 03G906433
			SAG166	Crankshaft sensor	B3	OE 036906433
			SAG287	Crankshaft sensor	B3	OE 036906433B
			STS0017	Exhaust gas temperature sensor	C1	Position: before turbocharger; Cable length: 720
			STS0019	Exhaust gas temperature sensor	C1	Position: before soot particulate filter; Cable length: 510
			STS0021	Exhaust gas temperature sensor	C1	Position: after soot particulate filter; Cable length: 825
			MWSS020	ABS sensor	D1	OE 1K0927807; Position: left rear
			MWSS021	ABS sensor	D1	OE 1K0927808; Position: right rear
	MWSS027	ABS sensor	D1	OE 7H0927803; Position: left front		
	MWSS028	ABS sensor	D1	OE 7H0927804; Position: right front		
	SPA111	Coolant temperature sensor	E3	OE 06A919501		
	66	05/05 → 12/08	APS40	Intake pressure sensor	A3	OE 038906051B
			SAC118	Camshaft sensor	B2	OE 03G906433
			SAG166	Crankshaft sensor	B3	OE 036906433
			SAG287	Crankshaft sensor	B3	OE 036906433B
			STS0017	Exhaust gas temperature sensor	C1	Position: before turbocharger; Cable length: 720
			STS0019	Exhaust gas temperature sensor	C1	Position: before soot particulate filter; Cable length: 510
STS0021			Exhaust gas temperature sensor	C1	Position: after soot particulate filter; Cable length: 825	
MWSS020			ABS sensor	D1	OE 1K0927807; Position: left rear	
MWSS021			ABS sensor	D1	OE 1K0927808; Position: right rear	
MWSS027	ABS sensor	D1	OE 7H0927803; Position: left front			
MWSS028	ABS sensor	D1	OE 7H0927804; Position: right front			
SPA111	Coolant temperature sensor	E3	OE 06A919501			
2.0 TDI	81	01/09 → 12/13	ATS16	Air temperature sensor	A1	OE 03G906051E; With integrated air pressure sensor
		01/09 → 12/13	APS83	Intake pressure sensor	A3	OE 038906051C
			SAG155	Crankshaft sensor	B3	OE 032906433A
			STS0011	Exhaust gas temperature sensor	C1	Position: before soot particulate filter; Cable length: 710
			STS0013	Exhaust gas temperature sensor	C1	Position: after soot particulate filter; Cable length: 825
			MWSS020	ABS sensor	D1	OE 1K0927807; Position: left rear
			MWSS021	ABS sensor	D1	OE 1K0927808; Position: right rear
			MWSS027	ABS sensor	D1	OE 7H0927803; Position: left front
MWSS028	ABS sensor	D1	OE 7H0927804; Position: right front			

	kw			DESCRIPTION	TYPE	
VOLKSWAGEN						
GOLF PLUS (5M1, 521)						
2.0 TDI	81	01/09 → 12/13	SPA111	Coolant temperature sensor	E3	OE 06A919501
2.0 TDI 16V	103	01/05 → 12/13	ATS16	Air temperature sensor	A1	OE 03G906051E; With integrated air pressure sensor
			APS83	Intake pressure sensor	A3	OE 038906051C
			SAC085	Camshaft sensor	B2	OE 03G957147A
			SAC118	Camshaft sensor	B2	OE 03G906433
			SAG166	Crankshaft sensor	B3	OE 036906433
			SAG287	Crankshaft sensor	B3	OE 036906433B
			STS0011	Exhaust gas temperature sensor	C1	Position: before soot particulate filter; Cable length: 710
			STS0013	Exhaust gas temperature sensor	C1	Position: after soot particulate filter; Cable length: 825
			SPS004	Exhaust gas pressure sensor	C2	OE 059906051C
			MWSS020	ABS sensor	D1	OE 1K0927807; Position: left rear
			MWSS021	ABS sensor	D1	OE 1K0927808; Position: right rear
			MWSS027	ABS sensor	D1	OE 7H0927803; Position: left front
MWSS028	ABS sensor	D1	OE 7H0927804; Position: right front			
SPA111	Coolant temperature sensor	E3	OE 06A919501			
GOLF SPORTSVAN (AM1, AN1)						
1.2 TSI	81	04/14 →	ATS16	Air temperature sensor	A1	OE 03G906051E; With integrated air pressure sensor
			SAD031	Knock sensor	B1	OE 030905377C
			SAC120	Camshaft sensor	B2	OE 04C907601
			SAG289	Crankshaft sensor	B3	OE 04C906433
			MWSS019	ABS sensor	D1	OE 6Q0927804A; Position: right front
			MWSS023	ABS sensor	D1	OE 6Q0927803A; Position: left front
			MWSS077	ABS sensor	D1	OE 2K0927807; Position: rear axle left and right
	63	05/14 →	ATS16	Air temperature sensor	A1	OE 03G906051E; With integrated air pressure sensor
			SAD031	Knock sensor	B1	OE 030905377C
			SAC120	Camshaft sensor	B2	OE 04C907601
			SAG289	Crankshaft sensor	B3	OE 04C906433
			MWSS019	ABS sensor	D1	OE 6Q0927804A; Position: right front
			MWSS023	ABS sensor	D1	OE 6Q0927803A; Position: left front
			MWSS077	ABS sensor	D1	OE 2K0927807; Position: rear axle left and right
1.4 TSI	110	02/14 →	ATS16	Air temperature sensor	A1	OE 03G906051E; With integrated air pressure sensor
			SAD031	Knock sensor	B1	OE 030905377C
			SAC120	Camshaft sensor	B2	OE 04C907601
			SAG289	Crankshaft sensor	B3	OE 04C906433
	92	04/14 →	MWSS019	ABS sensor	D1	OE 6Q0927804A; Position: right front
			MWSS023	ABS sensor	D1	OE 6Q0927803A; Position: left front
			MWSS077	ABS sensor	D1	OE 2K0927807; Position: rear axle left and right
110	05/14 →	MWSS141	ABS sensor	D1	OE WHT003864B; Position: rear axle left and right	
		MWSS141	ABS sensor	D1	OE WHT003864B; Position: rear axle left and right	

	KW			DESCRIPTION	TYPE	
VOLKSWAGEN						
GOLF SPORTSVAN (AM1, AN1)						
1.4 TSI	92	04/14 →	SAC120	Camshaft sensor	B2	OE 04C907601
			SAG289	Crankshaft sensor	B3	OE 04C906433
			MWSS019	ABS sensor	D1	OE 6Q0927804A; Position: right front
			MWSS023	ABS sensor	D1	OE 6Q0927803A; Position: left front
			MWSS077	ABS sensor	D1	OE 2K0927807; Position: rear axle left and right
1.6 TDI	81	02/14 →	SAC129	Camshaft sensor	B2	OE 04L907601
			STS0189	Exhaust gas temperature sensor	C1	Position: after soot particulate filter; Cable length: 735
			STS0229	Exhaust gas temperature sensor	C1	Position: before soot particulate filter; Cable length: 935
			STS0247	Exhaust gas temperature sensor	C1	Position: in front of the catalyst; Cable length: 730
	05/14 →	MWSS019	ABS sensor	D1	OE 6Q0927804A; Position: right front	
		MWSS023	ABS sensor	D1	OE 6Q0927803A; Position: left front	
		MWSS077	ABS sensor	D1	OE 2K0927807; Position: rear axle left and right	
		MWSS141	ABS sensor	D1	OE WHT003864B; Position: rear axle left and right	
2.0 TDI	110	02/14 →	SAC129	Camshaft sensor	B2	OE 04L907601
			SAG286	Crankshaft sensor	B3	OE 04L906433
			STS0241	Exhaust gas temperature sensor	C1	Position: before turbocharger; Cable length: 610
	05/14 →	MWSS019	ABS sensor	D1	OE 6Q0927804A; Position: right front	
		MWSS023	ABS sensor	D1	OE 6Q0927803A; Position: left front	
		MWSS077	ABS sensor	D1	OE 2K0927807; Position: rear axle left and right	
		MWSS141	ABS sensor	D1	OE WHT003864B; Position: rear axle left and right	
JETTA I (16)						
1.1	37	08/79 → 07/82	SAA102	Oil pressure switches	F1	OE 021919081C
1.3	44	08/79 → 07/82	SAA102	Oil pressure switches	F1	OE 021919081C
1.5	51	08/78 → 07/82	SAA102	Oil pressure switches	F1	OE 021919081C
1.5 D	37	08/78 → 07/80	SAA102	Oil pressure switches	F1	OE 021919081C
1.6	63	08/78 → 07/82	SAA102	Oil pressure switches	F1	OE 021919081C
1.6 D	40	08/80 → 07/82	SAA102	Oil pressure switches	F1	OE 021919081C
1.6 GLI	81	08/78 → 07/82	SAA102	Oil pressure switches	F1	OE 021919081C
1.6 TD	51	03/82 → 07/82	SAA102	Oil pressure switches	F1	OE 021919081C
JETTA II (19E, 1G2, 165)						
1.3 Cat	40	06/87 → 12/91	SPA121	Coolant temperature sensor	E3	OE 035919369M
			SPA143	Coolant temperature sensor	E3	OE 026906161
1.6	51	10/86 → 10/91	SPA143	Coolant temperature sensor	E3	OE 026906161
	53	03/86 → 10/91	SPA143	Coolant temperature sensor	E3	OE 026906161
	55	01/84 → 07/92	SPA143	Coolant temperature sensor	E3	OE 026906161
1.8	62	08/86 → 01/90	SPA143	Coolant temperature sensor	E3	OE 026906161
	82	01/84 → 10/91	SPA121	Coolant temperature sensor	E3	OE 035919369M
			SPA143	Coolant temperature sensor	E3	OE 026906161
	79	08/85 → 10/87	SPA143	Coolant temperature sensor	E3	OE 026906161
66	08/84 → 10/91	SPA143	Coolant temperature sensor	E3	OE 026906161	
1.8 16V	95	08/86 → 10/91	SPA121	Coolant temperature sensor	E3	OE 035919369M
			SPA143	Coolant temperature sensor	E3	OE 026906161
	102	06/87 → 12/89	SPA121	Coolant temperature sensor	E3	OE 035919369M
			SPA143	Coolant temperature sensor	E3	OE 026906161





	kW			DESCRIPTION	TYPE	
VOLKSWAGEN						
JETTA II (19E, 1G2, 165)						
1.8 Cat	66	08/87 → 10/91	SPA121	Coolant temperature sensor	E3	OE 035919369M
			SPA143	Coolant temperature sensor	E3	OE 026906161
	79	01/87 → 10/91	SPA121	Coolant temperature sensor	E3	OE 035919369M
			SPA143	Coolant temperature sensor	E3	OE 026906161
1.8 Syncro	66	08/87 → 12/88	SPA121	Coolant temperature sensor	E3	OE 035919369M
			SPA143	Coolant temperature sensor	E3	OE 026906161
JETTA III (1K2)						
1.6	75	10/05 → 10/10	APS86	Intake pressure sensor	A3	OE 06B906051
		01/08 → 10/10	APS91	Intake pressure sensor	A3	OE 0279980411
		10/05 → 10/10	SAD031	Knock sensor	B1	OE 030905377C
			SAC075	Camshaft sensor	B2	OE 06B905163A
			MWSS020	ABS sensor	D1	OE 1K0927807; Position: left rear
			MWSS021	ABS sensor	D1	OE 1K0927808; Position: right rear
			MWSS027	ABS sensor	D1	OE 7H0927803; Position: left front
			MWSS028	ABS sensor	D1	OE 7H0927804; Position: right front
			SPA109	Coolant temperature sensor	E3	OE 059919501A
			SPA111	Coolant temperature sensor	E3	OE 06A919501
1.9 TDI	77	08/05 → 10/10	APS40	Intake pressure sensor	A3	OE 038906051B
			SAC118	Camshaft sensor	B2	OE 03G906433
			SAG166	Crankshaft sensor	B3	OE 036906433
			STS0017	Exhaust gas temperature sensor	C1	Position: before turbocharger; Cable length: 720
			STS0019	Exhaust gas temperature sensor	C1	Position: before soot particulate filter; Cable length: 510
			STS0021	Exhaust gas temperature sensor	C1	Position: after soot particulate filter; Cable length: 825
			SPS002	Exhaust gas pressure sensor	C2	OE 059906051A
			SPS003	Exhaust gas pressure sensor	C2	OE 03G906051
			MWSS020	ABS sensor	D1	OE 1K0927807; Position: left rear
			MWSS021	ABS sensor	D1	OE 1K0927808; Position: right rear
			MWSS027	ABS sensor	D1	OE 7H0927803; Position: left front
			MWSS028	ABS sensor	D1	OE 7H0927804; Position: right front
			SPA111	Coolant temperature sensor	E3	OE 06A919501
			2.0 TDI 16V	103	08/05 → 10/10	SAD031
SAC085	Camshaft sensor	B2				OE 03G957147A
SAG155	Crankshaft sensor	B3				OE 032906433A
STS0011	Exhaust gas temperature sensor	C1				Position: before soot particulate filter; Cable length: 710
SPS003	Exhaust gas pressure sensor	C2				OE 03G906051
MWSS020	ABS sensor	D1				OE 1K0927807; Position: left rear
MWSS021	ABS sensor	D1				OE 1K0927808; Position: right rear
MWSS027	ABS sensor	D1				OE 7H0927803; Position: left front
MWSS028	ABS sensor	D1				OE 7H0927804; Position: right front
SPA111	Coolant temperature sensor	E3				OE 06A919501
JETTA IV (162, 163, AV3, AV2)						
1.6 TDI	77	04/10 → 07/14	ATS16	Air temperature sensor	A1	OE 03G906051E; With integrated air pressure sensor
			SAG155	Crankshaft sensor	B3	OE 032906433A
			STS0011	Exhaust gas temperature sensor	C1	Position: before soot particulate filter; Cable length: 710
			STS0013	Exhaust gas temperature sensor	C1	Position: after soot particulate filter; Cable length: 825
			SPS005	Exhaust gas pressure sensor	C2	OE 076906051B
			MWSS020	ABS sensor	D1	OE 1K0927807; Position: left rear
			MWSS021	ABS sensor	D1	OE 1K0927808; Position: right rear

	KW			DESCRIPTION	TYPE	
VOLKSWAGEN						
JETTA IV (162, 163, AV3, AV2)						
1.6 TDI	77	04/10 → 07/14	MWSS027	ABS sensor	D1	OE 7H0927803; Position: left front
			MWSS028	ABS sensor	D1	OE 7H0927804; Position: right front
			MWSS142	ABS sensor	D1	OE 1K0927807A; Position: left rear
			MWSS143	ABS sensor	D1	OE 1K0927808A; Position: right rear
			SPA111	Coolant temperature sensor	E3	OE 06A919501
			SAA105	Oil pressure switches	F1	OE 036919081A
2.0 TSI	155	12/12 → 11/13	SAG271	Crankshaft sensor	B3	OE 06K906433
KAEFER						
1600 i (Mexico)	34	10/92 → 07/03	SPA119	Coolant temperature sensor	E3	OE 113906161
LT 28-46 II Furgonato (2DA, 2DD, 2DH)						
2.5 TDI	80	05/99 → 07/06	APS39	Intake pressure sensor	A3	OE 038906051
			APS40	Intake pressure sensor	A3	OE 038906051B
			MWSS078	ABS sensor	D1	OE 2D0927807; Position: front axle left and right
			MWSS079	ABS sensor	D1	OE 2D0927807A; Position: rear axle left and right
LT 28-46 II Pianale piatto/Telaio (2DC, 2DF, 2DG, 2DL, 2DM)						
2.5 TDI	80	05/99 → 07/06	APS39	Intake pressure sensor	A3	OE 038906051
			APS40	Intake pressure sensor	A3	OE 038906051B
			MWSS078	ABS sensor	D1	OE 2D0927807; Position: front axle left and right
			MWSS079	ABS sensor	D1	OE 2D0927807A; Position: rear axle left and right
LUPO (6X1, 6E1)						
1.0	37	09/98 → 07/05	ATS23	Air temperature sensor	A1	OE 1J0919379A
			APS86	Intake pressure sensor	A3	OE 06B906051
		09/98 → 05/00	APS89	Intake pressure sensor	A3	OE 030906051
			APS125	Intake pressure sensor	A3	OE 036906051
		09/98 → 07/05	SAD028	Knock sensor	B1	OE 030905377A
			SAC011	Camshaft sensor	B2	OE 030907601
		09/98 → 07/00	SAG145	Crankshaft sensor	B3	OE 030957147G
		10/98 → 07/05	SAG257	Crankshaft sensor	B3	OE 030957147B
		09/98 → 07/05	MWSS000	ABS sensor	D1	OE 1H0927808; Position: right front
			MWSS001	ABS sensor	D1	OE 1H0927807; Position: left front
			MWSS002	ABS sensor	D1	OE 1J0927807B; Position: rear axle left and right
			SPA109	Coolant temperature sensor	E3	OE 059919501A
			SPA110	Coolant temperature sensor	E3	OE 357919501A
			SPA159	Coolant temperature sensor	E3	OE 059919501
09/98 → 07/05	SPA165	Coolant temperature sensor	E3	OE 078919501B		
09/98 → 07/05	SAA105	Oil pressure switches	F1	OE 036919081A		
1.4	44	10/00 → 07/05	ATS23	Air temperature sensor	A1	OE 1J0919379A
			APS86	Intake pressure sensor	A3	OE 06B906051
			SAD028	Knock sensor	B1	OE 030905377A
			SAC011	Camshaft sensor	B2	OE 030907601
			MWSS000	ABS sensor	D1	OE 1H0927808; Position: right front
			MWSS001	ABS sensor	D1	OE 1H0927807; Position: left front
			MWSS002	ABS sensor	D1	OE 1J0927807B; Position: rear axle left and right
			SPA109	Coolant temperature sensor	E3	OE 059919501A
			SPA159	Coolant temperature sensor	E3	OE 059919501
			SAA105	Oil pressure switches	F1	OE 036919081A
1.4 16V	55	09/98 → 07/05	ATS23	Air temperature sensor	A1	OE 1J0919379A
			APS87	Intake pressure sensor	A3	OE 03D906051
			APS125	Intake pressure sensor	A3	OE 036906051

	kW			DESCRIPTION	TYPE		
VOLKSWAGEN							
LUPO (6X1, 6E1)							
1.4 16V	55	09/98 → 07/05	SAD028	Knock sensor	B1	OE 030905377A	
			SAC014	Camshaft sensor	B2	OE 02E927321A	
			SAC089	Camshaft sensor	B2	OE 070907601	
			SAG257	Crankshaft sensor	B3	OE 030957147B	
			SAG266	Crankshaft sensor	B3	OE 001927321A	
			SAG275	Crankshaft sensor	B3	OE 001927321	
			MWSS000	ABS sensor	D1	OE 1H0927808; Position: right front	
			MWSS001	ABS sensor	D1	OE 1H0927807; Position: left front	
			MWSS002	ABS sensor	D1	OE 1J0927807B; Position: rear axle left and right	
			SPA109	Coolant temperature sensor	E3	OE 059919501A	
			SPA110	Coolant temperature sensor	E3	OE 357919501A	
			SPA159	Coolant temperature sensor	E3	OE 059919501	
SPA165	Coolant temperature sensor	E3	OE 078919501B				
SAA105	Oil pressure switches	F1	OE 036919081A				
1.4 TDI	55	01/99 → 07/05	ATS23	Air temperature sensor	A1	OE 1J0919379A	
			APS39	Intake pressure sensor	A3	OE 038906051	
			APS40	Intake pressure sensor	A3	OE 038906051B	
		05/99 → 07/05	SAC115	Camshaft sensor	B2	OE 038957147A	
			SAG134	Crankshaft sensor	B3	OE 045907319A	
		01/99 → 07/05	MWSS000	ABS sensor	D1	OE 1H0927808; Position: right front	
			MWSS001	ABS sensor	D1	OE 1H0927807; Position: left front	
			MWSS002	ABS sensor	D1	OE 1J0927807B; Position: rear axle left and right	
SPA109	Coolant temperature sensor	E3	OE 059919501A				
1.7 SDI	44	09/98 → 07/05	ATS18	Air temperature sensor	A1	OE 028906081	
			SAG142	Crankshaft sensor	B3	OE 028907319B	
			MWSS000	ABS sensor	D1	OE 1H0927808; Position: right front	
			MWSS001	ABS sensor	D1	OE 1H0927807; Position: left front	
			MWSS002	ABS sensor	D1	OE 1J0927807B; Position: rear axle left and right	
			SPA110	Coolant temperature sensor	E3	OE 357919501A	
MULTIVAN V (7HM, 7HN, 7HF, 7EF, 7EM, 7EN)							
2.5 TDI	96	04/03 → 11/09	STS0041	Exhaust gas temperature sensor	C1	Position: after soot particulate filter; Cable length: 1150	
			STS0049	Exhaust gas temperature sensor	C1	Position: before soot particulate filter; Cable length: 585	
			STS0071	Exhaust gas temperature sensor	C1	Position: before turbocharger; Cable length: 515	
		04/03 → 05/07	SPS002	Exhaust gas pressure sensor	C2	OE 059906051A	
		06/07 → 11/09	SPS003	Exhaust gas pressure sensor	C2	OE 03G906051	
		04/03 → 11/09	MWSS027	ABS sensor	D1	OE 7H0927803; Position: left front	
			MWSS028	ABS sensor	D1	OE 7H0927804; Position: right front	
		128	04/03 → 11/09	STS0041	Exhaust gas temperature sensor	C1	Position: after soot particulate filter; Cable length: 1150
				STS0049	Exhaust gas temperature sensor	C1	Position: before soot particulate filter; Cable length: 585
				STS0071	Exhaust gas temperature sensor	C1	Position: before turbocharger; Cable length: 515
			04/03 → 04/07	SPS002	Exhaust gas pressure sensor	C2	OE 059906051A
			05/07 → 11/09	SPS003	Exhaust gas pressure sensor	C2	OE 03G906051
04/03 → 11/09	MWSS027		ABS sensor	D1	OE 7H0927803; Position: left front		
MWSS028	ABS sensor	D1	OE 7H0927804; Position: right front				

	KW			DESCRIPTION	TYPE	
VOLKSWAGEN						
MULTIVAN VI (SGF, SGM, SGN, SHM, SHN)						
2.0 TDI	150	06/15 →	APS91	Intake pressure sensor	A3	OE 0279980411
			SAD031	Knock sensor	B1	OE 030905377C
			MWSS027	ABS sensor	D1	OE 7H0927803; Position: left front
			MWSS028	ABS sensor	D1	OE 7H0927804; Position: right front
	110	04/15 →	APS91	Intake pressure sensor	A3	OE 0279980411
			SAD031	Knock sensor	B1	OE 030905377C
			MWSS027	ABS sensor	D1	OE 7H0927803; Position: left front
			MWSS028	ABS sensor	D1	OE 7H0927804; Position: right front
2.0 TDI 4motion	150	06/15 →	APS91	Intake pressure sensor	A3	OE 0279980411
			SAD031	Knock sensor	B1	OE 030905377C
			MWSS027	ABS sensor	D1	OE 7H0927803; Position: left front
			MWSS028	ABS sensor	D1	OE 7H0927804; Position: right front
NEW BEETLE (9C1, 1C1)						
1.4	55	11/01 → 09/10	ATS23	Air temperature sensor	A1	OE 1J0919379A
			APS86	Intake pressure sensor	A3	OE 06B906051
			SAD031	Knock sensor	B1	OE 030905377C
			SAC014	Camshaft sensor	B2	OE 02E927321A
			SAC089	Camshaft sensor	B2	OE 070907601
			MWSS000	ABS sensor	D1	OE 1H0927808; Position: right front
			MWSS001	ABS sensor	D1	OE 1H0927807; Position: left front
			MWSS002	ABS sensor	D1	OE 1J0927807B; Position: rear axle left and right
			SPA109	Coolant temperature sensor	E3	OE 059919501A
			SPA111	Coolant temperature sensor	E3	OE 06A919501
			SAA105	Oil pressure switches	F1	OE 036919081A
1.6	75	06/00 → 09/10	ATS23	Air temperature sensor	A1	OE 1J0919379A
			SAD031	Knock sensor	B1	OE 030905377C
			SAC015	Camshaft sensor	B2	OE 06A905161B
			SAC075	Camshaft sensor	B2	OE 06B905163A
			SAG215	Crankshaft sensor	B3	OE 01M927321
			SAG220	Crankshaft sensor	B3	OE 01M927321B
			SAG221	Crankshaft sensor	B3	OE 095927321B
			MWSS000	ABS sensor	D1	OE 1H0927808; Position: right front
			MWSS001	ABS sensor	D1	OE 1H0927807; Position: left front
			MWSS002	ABS sensor	D1	OE 1J0927807B; Position: rear axle left and right
			SPA109	Coolant temperature sensor	E3	OE 059919501A
			SPA111	Coolant temperature sensor	E3	OE 06A919501
			SAA105	Oil pressure switches	F1	OE 036919081A
1.9 TDI	66	01/98 → 06/04	ATS23	Air temperature sensor	A1	OE 1J0919379A
			APS39	Intake pressure sensor	A3	OE 038906051
			SAG026	Crankshaft sensor	B3	OE 095927321
			SAG138	Crankshaft sensor	B3	OE 038907319
			SAG215	Crankshaft sensor	B3	OE 01M927321
			SAG220	Crankshaft sensor	B3	OE 01M927321B
			SAG221	Crankshaft sensor	B3	OE 095927321B
		06/99 → 06/04	SAG238	Crankshaft sensor	B3	OE 038907319A
			MWSS000	ABS sensor	D1	OE 1H0927808; Position: right front
		01/98 → 02/01	MWSS001	ABS sensor	D1	OE 1H0927807; Position: left front
			MWSS002	ABS sensor	D1	OE 1J0927807B; Position: rear axle left and right
		01/98 → 06/04	SPA109	Coolant temperature sensor	E3	OE 059919501A
			SPA140	Coolant temperature sensor	E3	OE 357919501
			SPA159	Coolant temperature sensor	E3	OE 059919501
			SPA165	Coolant temperature sensor	E3	OE 078919501B

	kW			DESCRIPTION	TYPE	
VOLKSWAGEN						
NEW BEETLE (9C1, 1C1)						
1.9 TDI	74	02/01 → 09/10	ATS23	Air temperature sensor	A1	OE 1J0919379A
			APS39	Intake pressure sensor	A3	OE 038906051
			APS40	Intake pressure sensor	A3	OE 038906051B
		07/01 → 09/10	SAC115	Camshaft sensor	B2	OE 038957147A
			SAG015	Camshaft sensor	B2	OE 038907319D
		02/01 → 09/10	MWSS000	ABS sensor	D1	OE 1H0927808; Position: right front
			MWSS001	ABS sensor	D1	OE 1H0927807; Position: left front
			MWSS002	ABS sensor	D1	OE 1J0927807B; Position: rear axle left and right
			SPA109	Coolant temperature sensor	E3	OE 059919501A
			SPA111	Coolant temperature sensor	E3	OE 06A919501
07/01 → 12/01	SAA105	Oil pressure switches	F1	OE 036919081A		
2.0	85	01/98 → 09/10	ATS23	Air temperature sensor	A1	OE 1J0919379A
			APS91	Intake pressure sensor	A3	OE 0279980411
			SAD028	Knock sensor	B1	OE 030905377A
			SAD031	Knock sensor	B1	OE 030905377C
			SAC015	Camshaft sensor	B2	OE 06A905161B; OE Quality
			SAC015-1	Camshaft sensor	B2	OE 06A905161B; Aftermarket Quality
			SAG026	Crankshaft sensor	B3	OE 095927321
			SAG018	Crankshaft sensor	B3	OE 06A906433C
			SAG215	Crankshaft sensor	B3	OE 01M927321
			SAG220	Crankshaft sensor	B3	OE 01M927321B
			SAG221	Crankshaft sensor	B3	OE 095927321B
			MWSS000	ABS sensor	D1	OE 1H0927808; Position: right front
			MWSS001	ABS sensor	D1	OE 1H0927807; Position: left front
			MWSS002	ABS sensor	D1	OE 1J0927807B; Position: rear axle left and right
			SPA109	Coolant temperature sensor	E3	OE 059919501A
			SPA111	Coolant temperature sensor	E3	OE 06A919501
			SPA159	Coolant temperature sensor	E3	OE 059919501
SPA165	Coolant temperature sensor	E3	OE 078919501B			
SAA105	Oil pressure switches	F1	OE 036919081A			
2.3 V5	125	10/00 → 09/10	SAG065	Crankshaft sensor	B3	OE 022957147
NEW BEETLE Cabriolet (1Y7)						
1.4	55	01/03 → 09/10	ATS23	Air temperature sensor	A1	OE 1J0919379A
			APS86	Intake pressure sensor	A3	OE 06B906051
			SAD031	Knock sensor	B1	OE 030905377C
			SAC014	Camshaft sensor	B2	OE 02E927321A
			SAC089	Camshaft sensor	B2	OE 070907601
			MWSS000	ABS sensor	D1	OE 1H0927808; Position: right front
			MWSS001	ABS sensor	D1	OE 1H0927807; Position: left front
			MWSS002	ABS sensor	D1	OE 1J0927807B; Position: rear axle left and right
			SPA109	Coolant temperature sensor	E3	OE 059919501A
			SPA111	Coolant temperature sensor	E3	OE 06A919501
1.6	75	01/03 → 09/10	SAA105	Oil pressure switches	F1	OE 036919081A
			ATS23	Air temperature sensor	A1	OE 1J0919379A
			SAD031	Knock sensor	B1	OE 030905377C
			SAC075	Camshaft sensor	B2	OE 06B905163A
			SAG220	Crankshaft sensor	B3	OE 01M927321B
			SAG221	Crankshaft sensor	B3	OE 095927321B
			MWSS000	ABS sensor	D1	OE 1H0927808; Position: right front
			MWSS001	ABS sensor	D1	OE 1H0927807; Position: left front
MWSS002	ABS sensor	D1	OE 1J0927807B; Position: rear axle left and right			

	KW		 PARTS & SERVICES	DESCRIPTION	TYPE		
VOLKSWAGEN							
NEW BEETLE Cabriolet (1Y7)							
1.6	75	01/03 → 09/10	SPA109	Coolant temperature sensor	E3	OE 059919501A	
			SPA111	Coolant temperature sensor	E3	OE 06A919501	
1.9 TDI	74	06/03 → 09/10	ATS23	Air temperature sensor	A1	OE 1J0919379A	
			APS39	Intake pressure sensor	A3	OE 038906051	
			APS40	Intake pressure sensor	A3	OE 038906051B	
			SAC115	Camshaft sensor	B2	OE 038957147A	
			SAG015	Camshaft sensor	B2	OE 038907319D	
			MWSS000	ABS sensor	D1	OE 1H0927808; Position: right front	
			MWSS001	ABS sensor	D1	OE 1H0927807; Position: left front	
			MWSS002	ABS sensor	D1	OE 1J0927807B; Position: rear axle left and right	
			SPA109	Coolant temperature sensor	E3	OE 059919501A	
	77	07/05 → 09/10	APS39	Intake pressure sensor	A3	OE 038906051	
			APS40	Intake pressure sensor	A3	OE 038906051B	
			SAC115	Camshaft sensor	B2	OE 038957147A	
			SAG015	Camshaft sensor	B2	OE 038907319D	
			MWSS000	ABS sensor	D1	OE 1H0927808; Position: right front	
			MWSS001	ABS sensor	D1	OE 1H0927807; Position: left front	
			MWSS002	ABS sensor	D1	OE 1J0927807B; Position: rear axle left and right	
			SPA109	Coolant temperature sensor	E3	OE 059919501A	
			SPA111	Coolant temperature sensor	E3	OE 06A919501	
	2.0	85	09/02 → 10/10	ATS23	Air temperature sensor	A1	OE 1J0919379A
APS39				Intake pressure sensor	A3	OE 038906051	
SAD031				Knock sensor	B1	OE 030905377C	
SAC015				Camshaft sensor	B2	OE 06A905161B; OE Quality	
SAC015-1				Camshaft sensor	B2	OE 06A905161B; Aftermarket Quality	
SAG220				Crankshaft sensor	B3	OE 01M927321B	
SAG221				Crankshaft sensor	B3	OE 095927321B	
MWSS000				ABS sensor	D1	OE 1H0927808; Position: right front	
01/03 → 10/10		MWSS001	ABS sensor	D1	OE 1H0927807; Position: left front		
		MWSS002	ABS sensor	D1	OE 1J0927807B; Position: rear axle left and right		
		09/02 → 10/10	SPA109	Coolant temperature sensor	E3	OE 059919501A	
SPA111			Coolant temperature sensor	E3	OE 06A919501		
PASSAT (32)							
1 PASSAT (32),3		40	08/78 → 07/80	SAA102	Oil pressure switches	F1	OE 021919081C
1.5 D		37	08/78 → 07/80	SAA102	Oil pressure switches	F1	OE 021919081C
1.6	63	08/78 → 07/80	SAA102	Oil pressure switches	F1	OE 021919081C	
PASSAT (32B)							
1.3	40	08/80 → 07/82	SAA102	Oil pressure switches	F1	OE 021919081C	
	44	08/80 → 07/82	SAA102	Oil pressure switches	F1	OE 021919081C	
		08/80 → 07/86	SAA102	Oil pressure switches	F1	OE 021919081C	
1.6	55	08/80 → 07/82	SAA102	Oil pressure switches	F1	OE 021919081C	
	63	01/81 → 07/82	SAA102	Oil pressure switches	F1	OE 021919081C	
	55	08/80 → 03/88	SAA102	Oil pressure switches	F1	OE 021919081C	
1.6 D	40	08/80 → 03/88	SAA102	Oil pressure switches	F1	OE 021919081C	
1.6 TD	51	04/82 → 03/88	SAA102	Oil pressure switches	F1	OE 021919081C	
1.8	66	01/83 → 03/88	SAA102	Oil pressure switches	F1	OE 021919081C	
1.9	85	01/81 → 07/83	SAA102	Oil pressure switches	F1	OE 021919081C	
2.0	85	08/83 → 03/88	SAA102	Oil pressure switches	F1	OE 021919081C	
2.2	85	08/85 → 03/88	SPA121	Coolant temperature sensor	E3	OE 035919369M	
			SAA102	Oil pressure switches	F1	OE 021919081C	



kW



PARTS & SERVICES

DESCRIPTION

TYPE


VOLKSWAGEN
PASSAT (362)

1.6 TDI	77	08/10 → 12/14	ATS16	Air temperature sensor	A1	OE 03G906051E; With integrated air pressure sensor			
			SAG155	Crankshaft sensor	B3	OE 032906433A			
			STS0011	Exhaust gas temperature sensor	C1	Position: before soot particulate filter; Cable length: 710			
			STS0015	Exhaust gas temperature sensor	C1	Position: after soot particulate filter; Cable length: 565			
			SPS005	Exhaust gas pressure sensor	C2	OE 076906051B			
			MWSS021	ABS sensor	D1	OE 1K0927808; Position: right rear			
			MWSS027	ABS sensor	D1	OE 7H0927803; Position: left front			
			MWSS028	ABS sensor	D1	OE 7H0927804; Position: right front			
			MWSS142	ABS sensor	D1	OE 1K0927807A; Position: left rear			
			MWSS143	ABS sensor	D1	OE 1K0927808A; Position: right rear			
			SPA111	Coolant temperature sensor	E3	OE 06A919501			
			SAA105	Oil pressure switches	F1	OE 036919081A			
2.0 TDI	103	08/10 → 12/14	ATS16	Air temperature sensor	A1	OE 03G906051E; With integrated air pressure sensor			
			SAG155	Crankshaft sensor	B3	OE 032906433A			
			SPS005	Exhaust gas pressure sensor	C2	OE 076906051B			
			MWSS021	ABS sensor	D1	OE 1K0927808; Position: right rear			
			MWSS027	ABS sensor	D1	OE 7H0927803; Position: left front			
			MWSS028	ABS sensor	D1	OE 7H0927804; Position: right front			
			MWSS142	ABS sensor	D1	OE 1K0927807A; Position: left rear			
			MWSS143	ABS sensor	D1	OE 1K0927808A; Position: right rear			
						SPA111	Coolant temperature sensor	E3	OE 06A919501
						SAA105	Oil pressure switches	F1	OE 036919081A

PASSAT (3A2, 35I)

1.6	53	04/88 → 07/89	SPA143	Coolant temperature sensor	E3	OE 026906161
			SAA102	Oil pressure switches	F1	OE 021919081C
1.6 TD	55	04/88 → 07/91	SAA102	Oil pressure switches	F1	OE 021919081C
	59	08/88 → 09/93	SAA102	Oil pressure switches	F1	OE 021919081C
1.8	79	04/88 → 07/93	SAA102	Oil pressure switches	F1	OE 021919081C
		82	04/88 → 07/92	SAA102	Oil pressure switches	F1
	55	08/90 → 08/96	SPA143	Coolant temperature sensor	E3	OE 026906161
			SAA102	Oil pressure switches	F1	OE 021919081C
	66	02/88 → 08/96	SPA143	Coolant temperature sensor	E3	OE 026906161
			SAA102	Oil pressure switches	F1	OE 021919081C
1.8 16V	100	04/88 → 12/89	SAA102	Oil pressure switches	F1	OE 021919081C
1.8 G60 Syncro	118	08/88 → 08/96	SAA102	Oil pressure switches	F1	OE 021919081C
1.9 TDI	66	10/93 → 08/96	APS29	Intake pressure sensor	A3	OE 2379063111
2.0	85	02/90 → 08/96	SAA102	Oil pressure switches	F1	OE 021919081C
2.0 16V	100	08/88 → 09/93	SPA143	Coolant temperature sensor	E3	OE 026906161
			SAA102	Oil pressure switches	F1	OE 021919081C
	110	01/94 → 08/96	SPA143	Coolant temperature sensor	E3	OE 026906161
2.0 Syncro	85	10/90 → 08/96	SAA102	Oil pressure switches	F1	OE 021919081C
2.8 VR6	128	06/91 → 08/96	ATS08	Air temperature sensor	A1	OE 078906161
			SAD002	Knock sensor	B1	OE 021905377
			SAG014	Camshaft sensor	B2	OE 021906433

PASSAT (3B2)

1.6	74	10/96 → 11/00	SAG127	Crankshaft sensor	B3	OE 050906433
1.8	92	10/96 → 11/00	SAG127	Crankshaft sensor	B3	OE 050906433
	85	01/97 → 11/00	SAG127	Crankshaft sensor	B3	OE 050906433
1.8 Syncro/4motion	92	10/96 → 11/00	SAG127	Crankshaft sensor	B3	OE 050906433
1.8 T	110	10/96 → 11/00	SAG127	Crankshaft sensor	B3	OE 050906433

	KW			DESCRIPTION	TYPE	
VOLKSWAGEN						
PASSAT (3B2)						
1.9 TDI	85	08/98 → 11/00	APS39	Intake pressure sensor	A3	OE 038906051
			SAC126	Camshaft sensor	B2	OE 038906433A
			SAG026	Crankshaft sensor	B3	OE 095927321
			SAG180	Crankshaft sensor	B3	OE 012409191D
			SAG232	Crankshaft sensor	B3	OE 038907319E
			MWSS022	ABS sensor	D1	OE 8D0927803B; Position: front axle left and right
			MWSS030	ABS sensor	D1	OE 3B0927807B; Position: rear axle left and right
			SPA109	Coolant temperature sensor	E3	OE 059919501A
			SPA159	Coolant temperature sensor	E3	OE 059919501
			SPA165	Coolant temperature sensor	E3	OE 078919501B
2.3 VR5	110	10/96 → 11/00	SAG038	Crankshaft sensor	B3	OE 078906433
2.3 VR5 Syncro/4motion	110	10/97 → 11/00	SAG038	Crankshaft sensor	B3	OE 078906433
PASSAT (3B3)						
1.6	75	11/00 → 05/05	SAC015	Camshaft sensor	B2	OE 06A905161B; OE Quality
			SAC015-1	Camshaft sensor	B2	OE 06A905161B; Aftermarket Quality
			SAC075	Camshaft sensor	B2	OE 06B905163A
			SAG017	Crankshaft sensor	B3	OE 078906433A
			SAG180	Crankshaft sensor	B3	OE 012409191D
			MWSS022	ABS sensor	D1	OE 8D0927803B; Position: front axle left and right
			MWSS030	ABS sensor	D1	OE 3B0927807B; Position: rear axle left and right
			SPA109	Coolant temperature sensor	E3	OE 059919501A
1.8 T 20V	110	11/00 → 05/05	ATS13	Air temperature sensor	A1	OE 06B905379
			ATS19	Air temperature sensor	A1	OE 058905379
			APS39	Intake pressure sensor	A3	OE 038906051
			SAD019	Knock sensor	B1	OE 034905377A
			SAC084	Camshaft sensor	B2	OE 058905161B
		11/00 → 05/03	SAG017	Crankshaft sensor	B3	OE 078906433A
			SAG180	Crankshaft sensor	B3	OE 012409191D
		11/00 → 05/05	MWSS022	ABS sensor	D1	OE 8D0927803B; Position: front axle left and right
			MWSS030	ABS sensor	D1	OE 3B0927807B; Position: rear axle left and right
			SPA109	Coolant temperature sensor	E3	OE 059919501A
1.9 TDI	74	11/00 → 05/05	APS39	Intake pressure sensor	A3	OE 038906051
			APS40	Intake pressure sensor	A3	OE 038906051B
			SAC126	Camshaft sensor	B2	OE 038906433A
			SAG180	Crankshaft sensor	B3	OE 012409191D
			SAG232	Crankshaft sensor	B3	OE 038907319E
			MWSS022	ABS sensor	D1	OE 8D0927803B; Position: front axle left and right
			MWSS030	ABS sensor	D1	OE 3B0927807B; Position: rear axle left and right
			SPA109	Coolant temperature sensor	E3	OE 059919501A
			SPA165	Coolant temperature sensor	E3	OE 078919501B
	96	11/00 → 05/05	ATS19	Air temperature sensor	A1	OE 058905379
			SAC126	Camshaft sensor	B2	OE 038906433A
			SAG180	Crankshaft sensor	B3	OE 012409191D
			SAG232	Crankshaft sensor	B3	OE 038907319E
			MWSS022	ABS sensor	D1	OE 8D0927803B; Position: front axle left and right

	KW			DESCRIPTION	TYPE				
VOLKSWAGEN									
PASSAT (3B3)									
1.9 TDI	96	11/00 → 05/05	MWSS030	ABS sensor	D1	OE 3B0927807B; Position: rear axle left and right			
			SPA109	Coolant temperature sensor	E3	OE 059919501A			
2.0	85	11/00 → 05/05	SAC015	Camshaft sensor	B2	OE 06A905161B			
		11/00 → 03/05	SAG018	Crankshaft sensor	B3	OE 06A906433C			
		11/00 → 05/05	SAG180	Crankshaft sensor	B3	OE 012409191D			
			MWSS022	ABS sensor	D1	OE 8D0927803B; Position: front axle left and right			
			MWSS030	ABS sensor	D1	OE 3B0927807B; Position: rear axle left and right			
			SPA109	Coolant temperature sensor	E3	OE 059919501A			
	96	11/01 → 05/05	ATS13	Air temperature sensor	A1	OE 06B905379			
			SAC084	Camshaft sensor	B2	OE 058905161B			
			SAG017	Crankshaft sensor	B3	OE 078906433A			
			SAG180	Crankshaft sensor	B3	OE 012409191D			
			MWSS022	ABS sensor	D1	OE 8D0927803B; Position: front axle left and right			
			MWSS030	ABS sensor	D1	OE 3B0927807B; Position: rear axle left and right			
			SPA109	Coolant temperature sensor	E3	OE 059919501A			
			PASSAT (3C2)						
1.4 TSI	90	05/07 → 07/10	APS40	Intake pressure sensor	A3	OE 038906051B			
			SAD031	Knock sensor	B1	OE 030905377C			
			SAC011	Camshaft sensor	B2	OE 030907601			
			SAG155	Crankshaft sensor	B3	OE 032906433A			
	10/07 → 07/10	MWSS020	ABS sensor	D1	OE 1K0927807; Position: left rear				
		MWSS021	ABS sensor	D1	OE 1K0927808; Position: right rear				
		MWSS027	ABS sensor	D1	OE 7H0927803; Position: left front				
		MWSS028	ABS sensor	D1	OE 7H0927804; Position: right front				
	05/07 → 07/10	SPA111	Coolant temperature sensor	E3	OE 06A919501				
		SAA105	Oil pressure switches	F1	OE 036919081A				
1.6 FSI	85	03/05 → 06/08	APS131	Fuel pressure sensor	F2	OE 03C906051H			
			ATS13	Air temperature sensor	A1	OE 06B905379			
			APS91	Intake pressure sensor	A3	OE 0279980411			
			SAD031	Knock sensor	B1	OE 030905377C			
			SAC011	Camshaft sensor	B2	OE 030907601			
			SAG166	Crankshaft sensor	B3	OE 036906433			
			MWSS020	ABS sensor	D1	OE 1K0927807; Position: left rear			
			MWSS021	ABS sensor	D1	OE 1K0927808; Position: right rear			
			MWSS027	ABS sensor	D1	OE 7H0927803; Position: left front			
			MWSS028	ABS sensor	D1	OE 7H0927804; Position: right front			
			SPA111	Coolant temperature sensor	E3	OE 06A919501			
			SAA105	Oil pressure switches	F1	OE 036919081A			
			1.9 TDI	77	03/05 → 07/10	APS40	Intake pressure sensor	A3	OE 038906051B
						SAC118	Camshaft sensor	B2	OE 03G906433
SAG166	Crankshaft sensor	B3				OE 036906433			
STS0015	Exhaust gas temperature sensor	C1				Position: after soot particulate filter; Cable length: 565			
STS0017	Exhaust gas temperature sensor	C1				Position: before turbocharger; Cable length: 720			
STS0019	Exhaust gas temperature sensor	C1				Position: before soot particulate filter; Cable length: 510			
MWSS020	ABS sensor	D1				OE 1K0927807; Position: left rear			
MWSS021	ABS sensor	D1				OE 1K0927808; Position: right rear			
MWSS027	ABS sensor	D1	OE 7H0927803; Position: left front						

	KW			DESCRIPTION	TYPE	
VOLKSWAGEN						
PASSAT (3C2)						
1.9 TDI	77	03/05 → 07/10	MWSS028	ABS sensor	D1	OE 7H0927804; Position: right front
			SPA111	Coolant temperature sensor	E3	OE 06A919501
2.0 FSI	110	03/05 → 07/10	ATS13	Air temperature sensor	A1	OE 06B905379
			APS86	Intake pressure sensor	A3	OE 06B906051
			SAD031	Knock sensor	B1	OE 030905377C
			SAC073	Camshaft sensor	B2	OE 06C905163B
			SAG100	Crankshaft sensor	B3	OE 06A906433B
			MWSS020	ABS sensor	D1	OE 1K0927807; Position: left rear
			MWSS021	ABS sensor	D1	OE 1K0927808; Position: right rear
			MWSS027	ABS sensor	D1	OE 7H0927803; Position: left front
			MWSS028	ABS sensor	D1	OE 7H0927804; Position: right front
			SPA111	Coolant temperature sensor	E3	OE 06A919501
2.0 TDI	125	08/05 → 07/10	SAC085	Camshaft sensor	B2	OE 03G957147A
			SAG155	Crankshaft sensor	B3	OE 032906433A
			SAG166	Crankshaft sensor	B3	OE 036906433
			STS0011	Exhaust gas temperature sensor	C1	Position: before soot particulate filter; Cable length: 710
			STS0015	Exhaust gas temperature sensor	C1	Position: after soot particulate filter; Cable length: 565
			STS0017	Exhaust gas temperature sensor	C1	Position: before turbocharger; Cable length: 720
			STS0019	Exhaust gas temperature sensor	C1	Position: before soot particulate filter; Cable length: 510
			SPS003	Exhaust gas pressure sensor	C2	OE 03G906051
			SPS005	Exhaust gas pressure sensor	C2	OE 076906051B
			MWSS020	ABS sensor	D1	OE 1K0927807; Position: left rear
			MWSS021	ABS sensor	D1	OE 1K0927808; Position: right rear
			MWSS027	ABS sensor	D1	OE 7H0927803; Position: left front
			MWSS028	ABS sensor	D1	OE 7H0927804; Position: right front
			SPA111	Coolant temperature sensor	E3	OE 06A919501
2.0 TDI	103	03/05 → 05/09	SAC118	Camshaft sensor	B2	OE 03G906433
			SAG166	Crankshaft sensor	B3	OE 036906433
			STS0015	Exhaust gas temperature sensor	C1	Position: after soot particulate filter; Cable length: 565
			STS0017	Exhaust gas temperature sensor	C1	Position: before turbocharger; Cable length: 720
			STS0019	Exhaust gas temperature sensor	C1	Position: before soot particulate filter; Cable length: 510
			MWSS020	ABS sensor	D1	OE 1K0927807; Position: left rear
			MWSS021	ABS sensor	D1	OE 1K0927808; Position: right rear
			MWSS027	ABS sensor	D1	OE 7H0927803; Position: left front
			MWSS028	ABS sensor	D1	OE 7H0927804; Position: right front
			SPA111	Coolant temperature sensor	E3	OE 06A919501
2.0 TDI	81	11/08 → 07/10	SAC118	Camshaft sensor	B2	OE 03G906433
			SAG155	Crankshaft sensor	B3	OE 032906433A
			STS0011	Exhaust gas temperature sensor	C1	Position: before soot particulate filter; Cable length: 710
			STS0015	Exhaust gas temperature sensor	C1	Position: after soot particulate filter; Cable length: 565
			SPS005	Exhaust gas pressure sensor	C2	OE 076906051B
			MWSS020	ABS sensor	D1	OE 1K0927807; Position: left rear
			MWSS021	ABS sensor	D1	OE 1K0927808; Position: right rear
			MWSS027	ABS sensor	D1	OE 7H0927803; Position: left front
			MWSS028	ABS sensor	D1	OE 7H0927804; Position: right front
			SPA111	Coolant temperature sensor	E3	OE 06A919501

	kW			DESCRIPTION	TYPE	
VOLKSWAGEN						
PASSAT (3C2)						
2.0 TDI 16V	103	03/05 → 06/08	APS91 Intake pressure sensor A3 OE 0279980411 SAC085 Camshaft sensor B2 OE 03G957147A SAG155 Crankshaft sensor B3 OE 032906433A SAG166 Crankshaft sensor B3 OE 036906433 STS0011 Exhaust gas temperature sensor C1 Position: before soot particulate filter; Cable length: 710 STS0015 Exhaust gas temperature sensor C1 Position: after soot particulate filter; Cable length: 565 SPS003 Exhaust gas pressure sensor C2 OE 03G906051 SPS005 Exhaust gas pressure sensor C2 OE 076906051B MWSS020 ABS sensor D1 OE 1K0927807; Position: left rear MWSS021 ABS sensor D1 OE 1K0927808; Position: right rear MWSS027 ABS sensor D1 OE 7H0927803; Position: left front MWSS028 ABS sensor D1 OE 7H0927804; Position: right front SPA111 Coolant temperature sensor E3 OE 06A919501			
3.2 FSI 4motion	184	11/05 → 07/10	SAG065 Crankshaft sensor B3 OE 022957147			
3.6 R36 4motion	220	04/07 → 07/10	SAG065 Crankshaft sensor B3 OE 022957147			
PASSAT (3G2, CB2)						
1.6 TDI	88	08/14 →	SAC129 Camshaft sensor B2 OE 04L907601 SAG286 Crankshaft sensor B3 OE 04L906433 STS0249 Exhaust gas temperature sensor C1 Position: after particle filter; Cable length: 945 STS0251 Exhaust gas temperature sensor C1 Position: before particle filter; Cable length: 745 MWSS019 ABS sensor D1 OE 6Q0927804A; Position: right front MWSS023 ABS sensor D1 OE 6Q0927803A; Position: left front			
		11/14 →	MWSS141 ABS sensor D1 OE WHT003864B; Position: rear axle left and right			
2.0 TDI	110	11/14 →	SAC129 Camshaft sensor B2 OE 04L907601 SAG286 Crankshaft sensor B3 OE 04L906433 STS0241 Exhaust gas temperature sensor C1 Position: before turbocharger; Cable length: 610 MWSS019 ABS sensor D1 OE 6Q0927804A; Position: right front MWSS023 ABS sensor D1 OE 6Q0927803A; Position: left front MWSS141 ABS sensor D1 OE WHT003864B; Position: rear axle left and right			
PASSAT ALLTRACK (365)						
2.0 TDI	103	01/12 → 12/14	ATS16 Air temperature sensor A1 OE 03G906051E; With integrated air pressure sensor SPS005 Exhaust gas pressure sensor C2 OE 076906051B MWSS021 ABS sensor D1 OE 1K0927808; Position: right rear MWSS027 ABS sensor D1 OE 7H0927803; Position: left front MWSS028 ABS sensor D1 OE 7H0927804; Position: right front MWSS142 ABS sensor D1 OE 1K0927807A; Position: left rear MWSS143 ABS sensor D1 OE 1K0927808A; Position: right rear SPA111 Coolant temperature sensor E3 OE 06A919501			
PASSAT CC (357)						
1.8 TSI	118	06/08 → 01/12	ATS13 Air temperature sensor A1 OE 06B905379 SAC110 Camshaft sensor B2 OE 06H906433 SAC114 Camshaft sensor B2 OE 07L905163			
		06/08 → 10/10	MWSS020 ABS sensor D1 OE 1K0927807; Position: left rear MWSS021 ABS sensor D1 OE 1K0927808; Position: right rear			
		06/08 → 01/12	MWSS027 ABS sensor D1 OE 7H0927803; Position: left front MWSS028 ABS sensor D1 OE 7H0927804; Position: right front			

	KW			DESCRIPTION	TYPE	
VOLKSWAGEN						
PASSAT CC (357)						
1.8 TSI	118	11/10 → 01/12	MWSS142	ABS sensor	D1	OE 1K0927807A; Position: left rear
			MWSS143	ABS sensor	D1	OE 1K0927808A; Position: right rear
		06/08 → 01/12	SPA111	Coolant temperature sensor	E3	OE 06A919501
			APS131	Fuel pressure sensor	F2	OE 03C906051H
2.0 TDI	103	06/08 → 01/12	ATS16	Air temperature sensor	A1	OE 03G906051E; With integrated air pressure sensor
			SAC118	Camshaft sensor	B2	OE 03G906433
			SAG155	Crankshaft sensor	B3	OE 032906433A
			STS0011	Exhaust gas temperature sensor	C1	Position: before soot particulate filter; Cable length: 710
			STS0015	Exhaust gas temperature sensor	C1	Position: after soot particulate filter; Cable length: 565
			SPS003	Exhaust gas pressure sensor	C2	OE 03G906051
		06/08 → 10/10	MWSS020	ABS sensor	D1	OE 1K0927807; Position: left rear
			MWSS021	ABS sensor	D1	OE 1K0927808; Position: right rear
		06/08 → 09/11	MWSS027	ABS sensor	D1	OE 7H0927803; Position: left front
			MWSS028	ABS sensor	D1	OE 7H0927804; Position: right front
		11/10 → 09/11	MWSS142	ABS sensor	D1	OE 1K0927807A; Position: left rear
			MWSS143	ABS sensor	D1	OE 1K0927808A; Position: right rear
	06/08 → 01/12	SPA111	Coolant temperature sensor	E3	OE 06A919501	
		SAA105	Oil pressure switches	F1	OE 036919081A	
	125	06/08 → 01/12	ATS16	Air temperature sensor	A1	OE 03G906051E; With integrated air pressure sensor
			SAC118	Camshaft sensor	B2	OE 03G906433
			SAG155	Crankshaft sensor	B3	OE 032906433A
			STS0011	Exhaust gas temperature sensor	C1	Position: before soot particulate filter; Cable length: 710
			STS0015	Exhaust gas temperature sensor	C1	Position: after soot particulate filter; Cable length: 565
			STS0017	Exhaust gas temperature sensor	C1	Position: before turbocharger; Cable length: 720
		06/08 → 10/10	SPS003	Exhaust gas pressure sensor	C2	OE 03G906051
			SPS005	Exhaust gas pressure sensor	C2	OE 076906051B
		06/08 → 09/11	MWSS020	ABS sensor	D1	OE 1K0927807; Position: left rear
			MWSS021	ABS sensor	D1	OE 1K0927808; Position: right rear
06/08 → 09/11		MWSS027	ABS sensor	D1	OE 7H0927803; Position: left front	
		MWSS028	ABS sensor	D1	OE 7H0927804; Position: right front	
11/10 → 09/11	MWSS142	ABS sensor	D1	OE 1K0927807A; Position: left rear		
	MWSS143	ABS sensor	D1	OE 1K0927808A; Position: right rear		
06/08 → 01/12	SPA111	Coolant temperature sensor	E3	OE 06A919501		
	SAA105	Oil pressure switches	F1	OE 036919081A		
3.6 FSI 4motion	220	02/08 → 12/11	SAG065	Crankshaft sensor	B3	OE 022957147
PASSAT Tre volumi (32B)						
1.6	55	01/85 → 03/88	SAA102	Oil pressure switches	F1	OE 021919081C
1.6 TD	51	01/85 → 03/88	SAA102	Oil pressure switches	F1	OE 021919081C
1.8	66	01/85 → 03/88	SAA102	Oil pressure switches	F1	OE 021919081C
2.2	85	01/85 → 03/88	SPA121	Coolant temperature sensor	E3	OE 035919369M
			SAA102	Oil pressure switches	F1	OE 021919081C
PASSAT Variant (33)						
1.3	40	08/78 → 07/80	SAA102	Oil pressure switches	F1	OE 021919081C
1.5 D	37	08/78 → 07/80	SAA102	Oil pressure switches	F1	OE 021919081C
1.6	55	08/78 → 07/80	SAA102	Oil pressure switches	F1	OE 021919081C
	63	08/78 → 07/80	SAA102	Oil pressure switches	F1	OE 021919081C
1.6 D	40	02/79 → 07/80	SAA102	Oil pressure switches	F1	OE 021919081C

	KW			DESCRIPTION	TYPE	
VOLKSWAGEN						
PASSAT Variant (33)						
1.6 i	81	08/78 → 07/80	SAA102	Oil pressure switches	F1	OE 021919081C
PASSAT Variant (33B)						
1.3	40	08/80 → 07/82	SAA102	Oil pressure switches	F1	OE 021919081C
	44	08/80 → 07/82	SAA102	Oil pressure switches	F1	OE 021919081C
		08/80 → 07/86	SAA102	Oil pressure switches	F1	OE 021919081C
1.6	55	08/80 → 07/82	SAA102	Oil pressure switches	F1	OE 021919081C
	63	01/81 → 07/82	SAA102	Oil pressure switches	F1	OE 021919081C
		08/80 → 03/88	SAA102	Oil pressure switches	F1	OE 021919081C
1.6 D	40	08/80 → 03/88	SAA102	Oil pressure switches	F1	OE 021919081C
1.6 TD	51	04/82 → 03/88	SAA102	Oil pressure switches	F1	OE 021919081C
1.8	66	01/83 → 03/88	SAA102	Oil pressure switches	F1	OE 021919081C
1.8 Syncro	66	01/86 → 03/88	SAA102	Oil pressure switches	F1	OE 021919081C
1.9	85	01/81 → 07/83	SAA102	Oil pressure switches	F1	OE 021919081C
2.0	85	08/83 → 03/88	SAA102	Oil pressure switches	F1	OE 021919081C
2.0 Syncro	85	05/84 → 03/88	SAA102	Oil pressure switches	F1	OE 021919081C
2.2	85	08/85 → 03/88	SPA121	Coolant temperature sensor	E3	OE 035919369M
			SAA102	Oil pressure switches	F1	OE 021919081C
2.2 Syncro	88	08/85 → 03/88	SPA121	Coolant temperature sensor	E3	OE 035919369M
PASSAT Variant (365)						
1.4 TSI	90	08/10 → 12/14	APS40	Intake pressure sensor	A3	OE 038906051B
			SAD031	Knock sensor	B1	OE 030905377C
			SAC011	Camshaft sensor	B2	OE 030907601
			SAG155	Crankshaft sensor	B3	OE 032906433A
			MWSS027	ABS sensor	D1	OE 7H0927803; Position: left front
			MWSS028	ABS sensor	D1	OE 7H0927804; Position: right front
			MWSS142	ABS sensor	D1	OE 1K0927807A; Position: left rear
			MWSS143	ABS sensor	D1	OE 1K0927808A; Position: right rear
			SPA111	Coolant temperature sensor	E3	OE 06A919501
			APS131	Fuel pressure sensor	F2	OE 03C906051H
1.6 TDI	77	08/10 → 12/14	ATS16	Air temperature sensor	A1	OE 03G906051E; With integrated air pressure sensor
			SAG155	Crankshaft sensor	B3	OE 032906433A
			STS0011	Exhaust gas temperature sensor	C1	Position: before soot particulate filter; Cable length: 710
			STS0015	Exhaust gas temperature sensor	C1	Position: after soot particulate filter; Cable length: 565
			SPS005	Exhaust gas pressure sensor	C2	OE 076906051B
			MWSS021	ABS sensor	D1	OE 1K0927808; Position: right rear
			MWSS027	ABS sensor	D1	OE 7H0927803; Position: left front
			MWSS028	ABS sensor	D1	OE 7H0927804; Position: right front
			MWSS142	ABS sensor	D1	OE 1K0927807A; Position: left rear
			MWSS143	ABS sensor	D1	OE 1K0927808A; Position: right rear
SPA111	Coolant temperature sensor	E3	OE 06A919501			
SAA105	Oil pressure switches	F1	OE 036919081A			
2.0 TDI	103	08/10 → 12/14	ATS16	Air temperature sensor	A1	OE 03G906051E; With integrated air pressure sensor
			SAG155	Crankshaft sensor	B3	OE 032906433A
			SPS005	Exhaust gas pressure sensor	C2	OE 076906051B
			MWSS027	ABS sensor	D1	OE 7H0927803; Position: left front
			MWSS028	ABS sensor	D1	OE 7H0927804; Position: right front
			MWSS142	ABS sensor	D1	OE 1K0927807A; Position: left rear
			MWSS143	ABS sensor	D1	OE 1K0927808A; Position: right rear
			SPA111	Coolant temperature sensor	E3	OE 06A919501
SAA105	Oil pressure switches	F1	OE 036919081A			

	KW			DESCRIPTION	TYPE	
VOLKSWAGEN						
PASSAT Variant (365)						
2.0 TDI	125	08/10 → 12/14	ATS16	Air temperature sensor	A1	OE 03G906051E; With integrated air pressure sensor
			SAG155	Crankshaft sensor	B3	OE 032906433A
			SPS005	Exhaust gas pressure sensor	C2	OE 076906051B
			MWSS021	ABS sensor	D1	OE 1K0927808; Position: right rear
			MWSS027	ABS sensor	D1	OE 7H0927803; Position: left front
			MWSS028	ABS sensor	D1	OE 7H0927804; Position: right front
			MWSS142	ABS sensor	D1	OE 1K0927807A; Position: left rear
			MWSS143	ABS sensor	D1	OE 1K0927808A; Position: right rear
	130	12/12 → 12/14	SPA111	Coolant temperature sensor	E3	OE 06A919501
			SAA105	Oil pressure switches	F1	OE 036919081A
			ATS16	Air temperature sensor	A1	OE 03G906051E; With integrated air pressure sensor
			SPS005	Exhaust gas pressure sensor	C2	OE 076906051B
			MWSS027	ABS sensor	D1	OE 7H0927803; Position: left front
			MWSS028	ABS sensor	D1	OE 7H0927804; Position: right front
PASSAT Variant (3A5, 35I)						
1.6	53	04/88 → 07/89	SPA143	Coolant temperature sensor	E3	OE 026906161
	55	04/88 → 07/91	SAA102	Oil pressure switches	F1	OE 021919081C
1.6 TD	59	08/88 → 09/93	SAA102	Oil pressure switches	F1	OE 021919081C
1.8	79	04/88 → 07/90	SAA102	Oil pressure switches	F1	OE 021919081C
	82	04/88 → 07/92	SAA102	Oil pressure switches	F1	OE 021919081C
	55	08/90 → 05/97	SPA143	Coolant temperature sensor	E3	OE 026906161
			SAA102	Oil pressure switches	F1	OE 021919081C
	66	02/88 → 05/97	SPA143	Coolant temperature sensor	E3	OE 026906161
1.8 16V	100	04/88 → 12/89	SAA102	Oil pressure switches	F1	OE 021919081C
1.8 G60 Syncro	118	08/88 → 05/97	SAA102	Oil pressure switches	F1	OE 021919081C
1.9 TDI	66	10/93 → 05/97	APS29	Intake pressure sensor	A3	OE 2379063111
2.0	85	02/90 → 05/97	SAA102	Oil pressure switches	F1	OE 021919081C
			SPA143	Coolant temperature sensor	E3	OE 026906161
	110	01/94 → 05/97	SPA143	Coolant temperature sensor	E3	OE 026906161
2.0 Syncro	85	10/90 → 05/97	SAA102	Oil pressure switches	F1	OE 021919081C
2.8 VR6	128	06/91 → 05/97	ATS08	Air temperature sensor	A1	OE 078906161
			SAD002	Knock sensor	B1	OE 021905377
			SAG014	Camshaft sensor	B2	OE 021906433
2.9 VR6 Syncro	135	01/94 → 05/97	SAD002	Knock sensor	B1	OE 021905377
			SAG014	Camshaft sensor	B2	OE 021906433
PASSAT Variant (3B5)						
1.6	74	06/97 → 11/00	SAG127	Crankshaft sensor	B3	OE 050906433
1.8	92	06/97 → 11/00	SAG127	Crankshaft sensor	B3	OE 050906433
	85	06/97 → 11/00	SAG127	Crankshaft sensor	B3	OE 050906433
1.8 Syncro/4motion	92	06/97 → 11/00	SAG127	Crankshaft sensor	B3	OE 050906433
1.8 T	110	05/97 → 11/00	SAG127	Crankshaft sensor	B3	OE 050906433
1.9 TDI	85	08/98 → 11/00	APS39	Intake pressure sensor	A3	OE 038906051
			SAC126	Camshaft sensor	B2	OE 038906433A
			SAG026	Crankshaft sensor	B3	OE 095927321
			SAG180	Crankshaft sensor	B3	OE 012409191D
			SAG232	Crankshaft sensor	B3	OE 038907319E

	kW			DESCRIPTION	TYPE		
VOLKSWAGEN							
PASSAT Variant (3B5)							
1.9 TDI	85	08/98 → 11/00	MWSS022	ABS sensor	D1	OE 8D0927803B; Position: front axle left and right	
			MWSS030	ABS sensor	D1	OE 3B0927807B; Position: rear axle left and right	
			SPA109	Coolant temperature sensor	E3	OE 059919501A	
			SPA159	Coolant temperature sensor	E3	OE 059919501	
			SPA165	Coolant temperature sensor	E3	OE 078919501B	
2.3 VR5	110	06/97 → 11/00	SAG038	Crankshaft sensor	B3	OE 078906433	
2.3 VR5 Syncro/4motion	110	10/97 → 11/00	SAG038	Crankshaft sensor	B3	OE 078906433	
PASSAT Variant (3B6)							
1.6	75	11/00 → 05/05	SAC015	Camshaft sensor	B2	OE 06A905161B; OE Quality	
			SAC015-1	Camshaft sensor	B2	OE 06A905161B; Aftermarket Quality	
			SAC075	Camshaft sensor	B2	OE 06B905163A	
			SAG017	Crankshaft sensor	B3	OE 078906433A	
			SAG180	Crankshaft sensor	B3	OE 012409191D	
			MWSS022	ABS sensor	D1	OE 8D0927803B; Position: front axle left and right	
			MWSS030	ABS sensor	D1	OE 3B0927807B; Position: rear axle left and right	
1.8 T 20V	110	11/00 → 05/05	ATS13	Air temperature sensor	A1	OE 06B905379	
			ATS19	Air temperature sensor	A1	OE 058905379	
			APS39	Intake pressure sensor	A3	OE 038906051	
			SAD019	Knock sensor	B1	OE 034905377A	
			SAC084	Camshaft sensor	B2	OE 058905161B	
	110	11/00 → 05/03	SAG017	Crankshaft sensor	B3	OE 078906433A	
			SAG180	Crankshaft sensor	B3	OE 012409191D	
			11/00 → 05/0	MWSS022	ABS sensor	D1	OE 8D0927803B; Position: front axle left and right
				MWSS030	ABS sensor	D1	OE 3B0927807B; Position: rear axle left and right
				SPA109	Coolant temperature sensor	E3	OE 059919501A
1.9 TDI	74	11/00 → 05/05	APS39	Intake pressure sensor	A3	OE 038906051	
			APS40	Intake pressure sensor	A3	OE 038906051B	
			SAC126	Camshaft sensor	B2	OE 038906433A	
			SAG180	Crankshaft sensor	B3	OE 012409191D	
			SAG232	Crankshaft sensor	B3	OE 038907319E	
			MWSS022	ABS sensor	D1	OE 8D0927803B; Position: front axle left and right	
	96	11/00 → 05/05	MWSS030	ABS sensor	D1	OE 3B0927807B; Position: rear axle left and right	
			SPA109	Coolant temperature sensor	E3	OE 059919501A	
			SPA165	Coolant temperature sensor	E3	OE 078919501B	
			ATS19	Air temperature sensor	A1	OE 058905379	
			SAC126	Camshaft sensor	B2	OE 038906433A	
			SAG180	Crankshaft sensor	B3	OE 012409191D	
			SAG232	Crankshaft sensor	B3	OE 038907319E	
85	11/00 → 05/05	MWSS022	ABS sensor	D1	OE 8D0927803B; Position: front axle left and right		
		MWSS030	ABS sensor	D1	OE 3B0927807B; Position: rear axle left and right		
		SPA109	Coolant temperature sensor	E3	OE 059919501A		
		SAC015	Camshaft sensor	B2	OE 06A905161B; OE Quality		
2.0	85	11/00 → 05/05	SAC015-1	Camshaft sensor	B2	OE 06A905161B; Aftermarket Quality	
			SAG018	Crankshaft sensor	B3	OE 06A906433C	

	KW			DESCRIPTION	TYPE			
VOLKSWAGEN								
PASSAT Variant (3B6)								
2.0	85	11/00 → 05/05	SAG180	Crankshaft sensor	B3	OE 012409191D		
			MWSS022	ABS sensor	D1	OE 8D0927803B; Position: front axle left and right		
			MWSS030	ABS sensor	D1	OE 3B0927807B; Position: rear axle left and right		
			SPA109	Coolant temperature sensor	E3	OE 059919501A		
	96	11/01 → 05/05	ATS13	Air temperature sensor	A1	OE 06B905379		
			SAC084	Camshaft sensor	B2	OE 058905161B		
			SAG017	Crankshaft sensor	B3	OE 078906433A		
			SAG180	Crankshaft sensor	B3	OE 012409191D		
			MWSS022	ABS sensor	D1	OE 8D0927803B; Position: front axle left and right		
			MWSS030	ABS sensor	D1	OE 3B0927807B; Position: rear axle left and right		
			SPA109	Coolant temperature sensor	E3	OE 059919501A		
			2.0 TDI	100	12/03 → 05/05	SAC126	Camshaft sensor	B2
	SAG180	Crankshaft sensor				B3	OE 012409191D	
	SAG232	Crankshaft sensor				B3	OE 038907319E	
SPS015	Exhaust gas pressure sensor	C2				OE 07Z906051A		
MWSS022	ABS sensor	D1				OE 8D0927803B; Position: front axle left and right		
MWSS030	ABS sensor	D1				OE 3B0927807B; Position: rear axle left and right		
SPA109	Coolant temperature sensor	E3				OE 059919501A		
2.5 TDI	110	11/00 → 05/05	APS39	Intake pressure sensor	A3	OE 038906051		
		11/00 → 05/03	SAG017	Crankshaft sensor	B3	OE 078906433A		
		11/00 → 05/05	SAG180	Crankshaft sensor	B3	OE 012409191D		
		11/00 → 05/03	MWSS022	ABS sensor	D1	OE 8D0927803B; Position: front axle left and right		
		11/00 → 05/05	MWSS030	ABS sensor	D1	OE 3B0927807B; Position: rear axle left and right		
			SGA115	Oil temperature sensor	E1	OE 059919563		
			SPA109	Coolant temperature sensor	E3	OE 059919501A		
			SPA159	Coolant temperature sensor	E3	OE 059919501		
		SPA165	Coolant temperature sensor	E3	OE 078919501B			
		PASSAT Variant (3C5)						
1.4 TSI	90	05/07 → 11/10	APS40	Intake pressure sensor	A3	OE 038906051B		
			SAD031	Knock sensor	B1	OE 030905377C		
			SAC011	Camshaft sensor	B2	OE 030907601		
			SAG155	Crankshaft sensor	B3	OE 032906433A		
	10/07 → 11/10	MWSS020	ABS sensor	D1	OE 1K0927807; Position: left rear			
		MWSS021	ABS sensor	D1	OE 1K0927808; Position: right rear			
		MWSS027	ABS sensor	D1	OE 7H0927803; Position: left front			
		MWSS028	ABS sensor	D1	OE 7H0927804; Position: right front			
	05/07 → 11/10	SPA111	Coolant temperature sensor	E3	OE 06A919501			
		SAA105	Oil pressure switches	F1	OE 036919081A			
		APS131	Fuel pressure sensor	F2	OE 03C906051H			
		1.6 TDI	77	08/09 → 11/10	SAG155	Crankshaft sensor	B3	OE 032906433A
					STS0011	Exhaust gas temperature sensor	C1	Position: before soot particulate filter; Cable length: 710
STS0015	Exhaust gas temperature sensor				C1	Position: after soot particulate filter; Cable length: 565		
SPS005	Exhaust gas pressure sensor				C2	OE 076906051B		
MWSS020	ABS sensor	D1	OE 1K0927807; Position: left rear					
MWSS021	ABS sensor	D1	OE 1K0927808; Position: right rear					

	kW			DESCRIPTION	TYPE	
VOLKSWAGEN						
PASSAT Variant (3C5)						
1.6 TDI	77	08/09 → 11/10	MWSS027	ABS sensor	D1	OE 7H0927803; Position: left front
			MWSS028	ABS sensor	D1	OE 7H0927804; Position: right front
			SPA111	Coolant temperature sensor	E3	OE 06A919501
			SAA105	Oil pressure switches	F1	OE 036919081A
1.8 TSI	118	05/07 → 10/11	ATS13	Air temperature sensor	A1	OE 06B905379
			SAC110	Camshaft sensor	B2	OE 06H906433
			SAC114	Camshaft sensor	B2	OE 07L905163
			MWSS020	ABS sensor	D1	OE 1K0927807; Position: left rear
			MWSS021	ABS sensor	D1	OE 1K0927808; Position: right rear
			MWSS027	ABS sensor	D1	OE 7H0927803; Position: left front
			MWSS028	ABS sensor	D1	OE 7H0927804; Position: right front
			SPA111	Coolant temperature sensor	E3	OE 06A919501
			APS131	Fuel pressure sensor	F2	OE 03C906051H
			1.9 TDI	77	08/05 → 11/10	APS40
SAC118	Camshaft sensor	B2				OE 03G906433
SAG166	Crankshaft sensor	B3				OE 036906433
STS0015	Exhaust gas temperature sensor	C1				Position: after soot particulate filter; Cable length: 565
STS0017	Exhaust gas temperature sensor	C1				Position: before turbocharger; Cable length: 720
STS0019	Exhaust gas temperature sensor	C1				Position: before soot particulate filter; Cable length: 510
MWSS020	ABS sensor	D1				OE 1K0927807; Position: left rear
MWSS021	ABS sensor	D1				OE 1K0927808; Position: right rear
MWSS027	ABS sensor	D1				OE 7H0927803; Position: left front
MWSS028	ABS sensor	D1				OE 7H0927804; Position: right front
2.0 FSI	110	08/05 → 11/10	SPA111	Coolant temperature sensor	E3	OE 06A919501
			ATS13	Air temperature sensor	A1	OE 06B905379
			APS86	Intake pressure sensor	A3	OE 06B906051
			SAD031	Knock sensor	B1	OE 030905377C
			SAC073	Camshaft sensor	B2	OE 06C905163B
			SAG100	Crankshaft sensor	B3	OE 06A906433B
			MWSS020	ABS sensor	D1	OE 1K0927807; Position: left rear
			MWSS021	ABS sensor	D1	OE 1K0927808; Position: right rear
			MWSS027	ABS sensor	D1	OE 7H0927803; Position: left front
			MWSS028	ABS sensor	D1	OE 7H0927804; Position: right front
2.0 TDI	125	08/05 → 11/10	SAC085	Camshaft sensor	B2	OE 03G957147A
			SAG155	Crankshaft sensor	B3	OE 032906433A
			SAG166	Crankshaft sensor	B3	OE 036906433
			STS0011	Exhaust gas temperature sensor	C1	Position: before soot particulate filter; Cable length: 710
			STS0015	Exhaust gas temperature sensor	C1	Position: after soot particulate filter; Cable length: 565
			STS0017	Exhaust gas temperature sensor	C1	Position: before turbocharger; Cable length: 720
			STS0019	Exhaust gas temperature sensor	C1	Position: before soot particulate filter; Cable length: 510
			SPS003	Exhaust gas pressure sensor	C2	OE 03G906051
			SPS005	Exhaust gas pressure sensor	C2	OE 076906051B
			MWSS020	ABS sensor	D1	OE 1K0927807; Position: left rear
			MWSS021	ABS sensor	D1	OE 1K0927808; Position: right rear
			MWSS027	ABS sensor	D1	OE 7H0927803; Position: left front
			MWSS028	ABS sensor	D1	OE 7H0927804; Position: right front
			SPA111	Coolant temperature sensor	E3	OE 06A919501

		KW		 PARTS & SERVICES	DESCRIPTION	TYPE	
VOLKSWAGEN							
PASSAT Variant (3C5)							
2.0 TDI	103	08/05 → 05/09	SAC118	Camshaft sensor	B2	OE 03G906433	
			SAG166	Crankshaft sensor	B3	OE 036906433	
			STS0015	Exhaust gas temperature sensor	C1	Position: after soot particulate filter; Cable length: 565	
			STS0017	Exhaust gas temperature sensor	C1	Position: before turbocharger; Cable length: 720	
			STS0019	Exhaust gas temperature sensor	C1	Position: before soot particulate filter; Cable length: 510	
			MWSS020	ABS sensor	D1	OE 1K0927807; Position: left rear	
			MWSS021	ABS sensor	D1	OE 1K0927808; Position: right rear	
			MWSS027	ABS sensor	D1	OE 7H0927803; Position: left front	
			MWSS028	ABS sensor	D1	OE 7H0927804; Position: right front	
	SPA111	Coolant temperature sensor	E3	OE 06A919501			
	81	11/08 → 11/10	SAC118	Camshaft sensor	B2	OE 03G906433	
			SAG155	Crankshaft sensor	B3	OE 032906433A	
			STS0011	Exhaust gas temperature sensor	C1	Position: before soot particulate filter; Cable length: 710	
			STS0015	Exhaust gas temperature sensor	C1	Position: after soot particulate filter; Cable length: 565	
			SPS005	Exhaust gas pressure sensor	C2	OE 076906051B	
			MWSS020	ABS sensor	D1	OE 1K0927807; Position: left rear	
			MWSS021	ABS sensor	D1	OE 1K0927808; Position: right rear	
			MWSS027	ABS sensor	D1	OE 7H0927803; Position: left front	
MWSS028			ABS sensor	D1	OE 7H0927804; Position: right front		
SPA111	Coolant temperature sensor	E3	OE 06A919501				
2.0 TDI 16V	103	08/05 → 11/10	SAC085	Camshaft sensor	B2	OE 03G957147A	
			SAC118	Camshaft sensor	B2	OE 03G906433	
			SAG155	Crankshaft sensor	B3	OE 032906433A	
			SAG166	Crankshaft sensor	B3	OE 036906433	
			STS0011	Exhaust gas temperature sensor	C1	Position: before soot particulate filter; Cable length: 710	
			STS0015	Exhaust gas temperature sensor	C1	Position: after soot particulate filter; Cable length: 565	
			SPS003	Exhaust gas pressure sensor	C2	OE 03G906051	
			SPS005	Exhaust gas pressure sensor	C2	OE 076906051B	
			MWSS020	ABS sensor	D1	OE 1K0927807; Position: left rear	
			MWSS021	ABS sensor	D1	OE 1K0927808; Position: right rear	
			MWSS027	ABS sensor	D1	OE 7H0927803; Position: left front	
			MWSS028	ABS sensor	D1	OE 7H0927804; Position: right front	
SPA111	Coolant temperature sensor	E3	OE 06A919501				
3.2 FSI 4motion	184	11/05 → 11/10	SAG065	Crankshaft sensor	B3	OE 022957147	
3.6 R36 4motion	220	04/07 → 11/10	SAG065	Crankshaft sensor	B3	OE 022957147	
PASSAT Variant (3G5, CB5)							
1.4 TSI	110	11/14 →	ATS16	Air temperature sensor	A1	OE 03G906051E; With integrated air pressure sensor	
			SAD031	Knock sensor	B1	OE 030905377C	
			SAC120	Camshaft sensor	B2	OE 04C907601	
			MWSS019	ABS sensor	D1	OE 6Q0927804A; Position: right front	
			MWSS023	ABS sensor	D1	OE 6Q0927803A; Position: left front	
			MWSS141	ABS sensor	D1	OE WHT003864B; Position: rear axle left and right	
1.6 TDI	88	08/14 →	SAC129	Camshaft sensor	B2	OE 04L907601	
			SAG286	Crankshaft sensor	B3	OE 04L906433	
			STS0249	Exhaust gas temperature sensor	C1	Position: after particle filter; Cable length: 945	

	kW			DESCRIPTION	TYPE	
VOLKSWAGEN						
PASSAT Variant (3G5, CB5)						
1.6 TDI	88	08/14 →	STS0251	Exhaust gas temperature sensor	C1	Position: before particle filter; Cable length: 745
		11/14 →	MWSS019	ABS sensor	D1	OE 6Q0927804A; Position: right front
	MWSS023		ABS sensor	D1	OE 6Q0927803A; Position: left front	
	MWSS141		ABS sensor	D1	OE WHT003864B; Position: rear axle left and right	
2.0 TDI	110	11/14 →	SAC129	Camshaft sensor	B2	OE 04L907601
			SAG286	Crankshaft sensor	B3	OE 04L906433
			STS0241	Exhaust gas temperature sensor	C1	Position: before turbocharger; Cable length: 610
			MWSS019	ABS sensor	D1	OE 6Q0927804A; Position: right front
			MWSS023	ABS sensor	D1	OE 6Q0927803A; Position: left front
			MWSS141	ABS sensor	D1	OE WHT003864B; Position: rear axle left and right
	140	11/14 →	SAC129	Camshaft sensor	B2	OE 04L907601
			SAG286	Crankshaft sensor	B3	OE 04L906433
			STS0241	Exhaust gas temperature sensor	C1	Position: before turbocharger; Cable length: 610
			MWSS019	ABS sensor	D1	OE 6Q0927804A; Position: right front
			MWSS023	ABS sensor	D1	OE 6Q0927803A; Position: left front
			MWSS141	ABS sensor	D1	OE WHT003864B; Position: rear axle left and right
2.0 TDI 4motion	176	08/14 →	SAG286	Crankshaft sensor	B3	OE 04L906433
			MWSS019	ABS sensor	D1	OE 6Q0927804A; Position: right front
			MWSS023	ABS sensor	D1	OE 6Q0927803A; Position: left front
	11/14 →	MWSS067	ABS sensor	D1	OE 7L0927807A; Position: left	
		MWSS068	ABS sensor	D1	OE 7L0927808A; Position: right	
	08/14 →	MWSS141	ABS sensor	D1	OE WHT003864B; Position: rear axle left and right	
	PHAETON (3D1, 3D2, 3D3, 3D4, 3D6, 3D7, 3D8, 3D9)					
3.0 V6 TDI 4motion	165	09/04 → 05/07	SAG065	Crankshaft sensor	B3	OE 022957147
	176	11/08 → 03/16	SAC114	Camshaft sensor	B2	OE 07L905163
			STS0037	Exhaust gas temperature sensor	C1	Position: before turbocharger; Cable length: 400
			SPS002	Exhaust gas pressure sensor	C2	OE 059906051A
			SPS003	Exhaust gas pressure sensor	C2	OE 03G906051
			MWSS122	ABS sensor	D1	OE 4E0927803; Position: left front
			MWSS123	ABS sensor	D1	OE 4E0927804; Position: right front
	171	06/07 → 11/08	SAG065	Crankshaft sensor	B3	OE 022957147
	POLO (6N2)					
1.0	37	10/99 → 09/01	ATS23	Air temperature sensor	A1	OE 1J0919379A
			APS86	Intake pressure sensor	A3	OE 06B906051
			APS89	Intake pressure sensor	A3	OE 030906051
			SAD028	Knock sensor	B1	OE 030905377A
			SAC011	Camshaft sensor	B2	OE 030907601
			SAG145	Crankshaft sensor	B3	OE 030957147G
	10/99 → 07/00	SAG257	Crankshaft sensor	B3	OE 030957147B	
		MWSS000	ABS sensor	D1	OE 1H0927808; Position: right front	
	10/99 → 09/01	MWSS001	ABS sensor	D1	OE 1H0927807; Position: left front	
		MWSS032	ABS sensor	D1	OE 6K0927807D; Position: rear axle left and right	
		SPA109	Coolant temperature sensor	E3	OE 059919501A	
		SPA110	Coolant temperature sensor	E3	OE 357919501A	
		SAA105	Oil pressure switches	F1	OE 036919081A	

	KW			DESCRIPTION	TYPE	
VOLKSWAGEN						
POLO (6N2)						
1.4	44	10/99 → 09/01	ATS23	Air temperature sensor	A1	OE 1J0919379A
			APS86	Intake pressure sensor	A3	OE 06B906051
			SAD028	Knock sensor	B1	OE 030905377A
			SAC011	Camshaft sensor	B2	OE 030907601
			SAG145	Crankshaft sensor	B3	OE 030957147G
			SAG257	Crankshaft sensor	B3	OE 030957147B
			SAG266	Crankshaft sensor	B3	OE 001927321A
			SAG275	Crankshaft sensor	B3	OE 001927321
			MWSS000	ABS sensor	D1	OE 1H0927808; Position: right front
			MWSS001	ABS sensor	D1	OE 1H0927807; Position: left front
			MWSS032	ABS sensor	D1	OE 6K0927807D; Position: rear axle left and right
			SPA109	Coolant temperature sensor	E3	OE 059919501A
			SPA110	Coolant temperature sensor	E3	OE 357919501A
			SPA159	Coolant temperature sensor	E3	OE 059919501
1.4 16V	55	10/99 → 09/01	ATS23	Air temperature sensor	A1	OE 1J0919379A
			APS125	Intake pressure sensor	A3	OE 036906051
			SAD028	Knock sensor	B1	OE 030905377A
			SAC014	Camshaft sensor	B2	OE 02E927321A
			SAC089	Camshaft sensor	B2	OE 070907601
		05/00 → 09/01	SAG257	Crankshaft sensor	B3	OE 030957147B
			SAG266	Crankshaft sensor	B3	OE 001927321A
		10/99 → 09/01	SAG275	Crankshaft sensor	B3	OE 001927321
			MWSS000	ABS sensor	D1	OE 1H0927808; Position: right front
			MWSS001	ABS sensor	D1	OE 1H0927807; Position: left front
			MWSS032	ABS sensor	D1	OE 6K0927807D; Position: rear axle left and right
			SPA109	Coolant temperature sensor	E3	OE 059919501A
			SPA111	Coolant temperature sensor	E3	OE 06A919501
			SPA159	Coolant temperature sensor	E3	OE 059919501
SAA105	Oil pressure switches	F1	OE 036919081A			
1.4 TDI	55	10/99 → 09/01	ATS23	Air temperature sensor	A1	OE 1J0919379A
			APS39	Intake pressure sensor	A3	OE 038906051
			SAD028	Knock sensor	B1	OE 030905377A
			SAC115	Camshaft sensor	B2	OE 038957147A
			SAG134	Crankshaft sensor	B3	OE 045907319A
			MWSS000	ABS sensor	D1	OE 1H0927808; Position: right front
			MWSS001	ABS sensor	D1	OE 1H0927807; Position: left front
			MWSS032	ABS sensor	D1	OE 6K0927807D; Position: rear axle left and right
			SPA109	Coolant temperature sensor	E3	OE 059919501A
1.9 D	47	10/99 → 09/01	ATS23	Air temperature sensor	A1	OE 1J0919379A
			MWSS000	ABS sensor	D1	OE 1H0927808; Position: right front
			MWSS001	ABS sensor	D1	OE 1H0927807; Position: left front
			MWSS032	ABS sensor	D1	OE 6K0927807D; Position: rear axle left and right
			SPA110	Coolant temperature sensor	E3	OE 357919501A
1.9 SDI	47	10/99 → 09/01	SPA140	Coolant temperature sensor	E3	OE 357919501
			ATS18	Air temperature sensor	A1	OE 028906081
			SAG142	Crankshaft sensor	B3	OE 028907319B
			MWSS000	ABS sensor	D1	OE 1H0927808; Position: right front
			MWSS001	ABS sensor	D1	OE 1H0927807; Position: left front
MWSS032	ABS sensor	D1	OE 6K0927807D; Position: rear axle left and right			

	kW			DESCRIPTION	TYPE		
VOLKSWAGEN							
POLO (6N2)							
1.9 SDI	47	10/99 → 09/01	SPA110	Coolant temperature sensor	E3	OE 357919501A	
POLO (6R1, 6C1)							
1.0	44	01/14 →	APS91	Intake pressure sensor	A3	OE 0279980411	
			SAD031	Knock sensor	B1	OE 030905377C	
			SAC120	Camshaft sensor	B2	OE 04C907601	
			SAG289	Crankshaft sensor	B3	OE 04C906433	
			MWSS019	ABS sensor	D1	OE 6Q0927804A; Position: right front	
			MWSS023	ABS sensor	D1	OE 6Q0927803A; Position: left front	
			MWSS025	ABS sensor	D1	OE 6Q0927807A; Position: left rear	
			MWSS026	ABS sensor	D1	OE 6Q0927808A; Position: right rear	
	55	01/14 →	APS91	Intake pressure sensor	A3	OE 0279980411	
			SAD031	Knock sensor	B1	OE 030905377C	
			SAC120	Camshaft sensor	B2	OE 04C907601	
			SAG289	Crankshaft sensor	B3	OE 04C906433	
			MWSS019	ABS sensor	D1	OE 6Q0927804A; Position: right front	
			MWSS023	ABS sensor	D1	OE 6Q0927803A; Position: left front	
MWSS025			ABS sensor	D1	OE 6Q0927807A; Position: left rear		
MWSS026			ABS sensor	D1	OE 6Q0927808A; Position: right rear		
1.2	44	06/09 →	APS86	Intake pressure sensor	A3	OE 06B906051	
		11/10 →	APS91	Intake pressure sensor	A3	OE 0279980411	
		06/09 →	SAD031	Knock sensor	B1	OE 030905377C	
			SAC011	Camshaft sensor	B2	OE 030907601	
		06/09 → 11/09	MWSS019	ABS sensor	D1	OE 6Q0927804A; Position: right front	
			MWSS023	ABS sensor	D1	OE 6Q0927803A; Position: left front	
			MWSS025	ABS sensor	D1	OE 6Q0927807A; Position: left rear	
			MWSS026	ABS sensor	D1	OE 6Q0927808A; Position: right rear	
	06/09 →	SPA111	Coolant temperature sensor	E3	OE 06A919501		
		SAA105	Oil pressure switches	F1	OE 036919081A		
	51	06/09 →	APS86	Intake pressure sensor	A3	OE 06B906051	
			APS91	Intake pressure sensor	A3	OE 0279980411	
		06/09 →	SAD031	Knock sensor	B1	OE 030905377C	
			SAC011	Camshaft sensor	B2	OE 030907601	
		06/09 → 10/09	MWSS019	ABS sensor	D1	OE 6Q0927804A; Position: right front	
			MWSS023	ABS sensor	D1	OE 6Q0927803A; Position: left front	
			MWSS025	ABS sensor	D1	OE 6Q0927807A; Position: left rear	
			MWSS026	ABS sensor	D1	OE 6Q0927808A; Position: right rear	
06/09 →		SPA111	Coolant temperature sensor	E3	OE 06A919501		
		SAA105	Oil pressure switches	F1	OE 036919081A		
1.2 TDI	55	10/09 →	ATS16	Air temperature sensor	A1	OE 03G906051E; With integrated air pressure sensor	
			SAD031	Knock sensor	B1	OE 030905377C	
			SAG155	Crankshaft sensor	B3	OE 032906433A	
			STS0039	Exhaust gas temperature sensor	C1	Position: after soot particulate filter; Cable length: 516	
			STS0045	Exhaust gas temperature sensor	C1	Position: before soot particulate filter; Cable length: 570	
			STS0073	Exhaust gas temperature sensor	C1	Position: after soot particulate filter; Cable length: 850	
			STS0099	Exhaust gas temperature sensor	C1	Position: before soot particulate filter; Cable length: 490	
			STS0129	Exhaust gas temperature sensor	C1	Position: before turbocharger; Cable length: 850	
			SPS004	Exhaust gas pressure sensor	C2	OE 059906051C	
			10/09 → 10/09	MWSS019	ABS sensor	D1	OE 6Q0927804A; Position: right front
				MWSS023	ABS sensor	D1	OE 6Q0927803A; Position: left front

	KW			DESCRIPTION	TYPE			
VOLKSWAGEN								
POLO (6R1, 6C1)								
1.2 TDI	55	10/09 → 10/09	MWSS025	ABS sensor	D1	OE 6Q0927807A; Position: left rear		
			MWSS026	ABS sensor	D1	OE 6Q0927808A; Position: right rear		
		10/09 →	SPA111	Coolant temperature sensor	E3	OE 06A919501		
			SAA105	Oil pressure switches	F1	OE 036919081A		
1.2 TSI	66	05/11 → 05/14	APS40	Intake pressure sensor	A3	OE 038906051B		
			SAD031	Knock sensor	B1	OE 030905377C		
			SAC011	Camshaft sensor	B2	OE 030907601		
			MWSS019	ABS sensor	D1	OE 6Q0927804A; Position: right front		
			MWSS023	ABS sensor	D1	OE 6Q0927803A; Position: left front		
			MWSS025	ABS sensor	D1	OE 6Q0927807A; Position: left rear		
			MWSS026	ABS sensor	D1	OE 6Q0927808A; Position: right rear		
			SPA192	Coolant temperature sensor	E3	OE 03F919501A		
			SAA105	Oil pressure switches	F1	OE 036919081A		
			APS131	Fuel pressure sensor	F2	OE 03C906051H		
			77	11/09 →	ATS16	Air temperature sensor	A1	OE 03G906051E; With integrated air pressure sensor
					APS40	Intake pressure sensor	A3	OE 038906051B
	SAD031	Knock sensor			B1	OE 030905377C		
	SAC011	Camshaft sensor			B2	OE 030907601		
	SAG155	Crankshaft sensor			B3	OE 032906433A		
	MWSS019	ABS sensor			D1	OE 6Q0927804A; Position: right front		
	MWSS023	ABS sensor			D1	OE 6Q0927803A; Position: left front		
	MWSS025	ABS sensor			D1	OE 6Q0927807A; Position: left rear		
	MWSS026	ABS sensor			D1	OE 6Q0927808A; Position: right rear		
	SPA111	Coolant temperature sensor			E3	OE 06A919501		
SPA192	Coolant temperature sensor	E3			OE 03F919501A			
81	01/14 →	ATS16			Air temperature sensor	A1	OE 03G906051E; With integrated air pressure sensor	
		SAD031	Knock sensor	B1	OE 030905377C			
		SAC120	Camshaft sensor	B2	OE 04C907601			
		SAG289	Crankshaft sensor	B3	OE 04C906433			
		MWSS019	ABS sensor	D1	OE 6Q0927804A; Position: right front			
		MWSS023	ABS sensor	D1	OE 6Q0927803A; Position: left front			
		MWSS025	ABS sensor	D1	OE 6Q0927807A; Position: left rear			
		MWSS026	ABS sensor	D1	OE 6Q0927808A; Position: right rear			
1.2 TSI 16V	66	02/14 →	ATS16	Air temperature sensor	A1	OE 03G906051E; With integrated air pressure sensor		
			SAD031	Knock sensor	B1	OE 030905377C		
			SAC120	Camshaft sensor	B2	OE 04C907601		
			SAG289	Crankshaft sensor	B3	OE 04C906433		
			MWSS019	ABS sensor	D1	OE 6Q0927804A; Position: right front		
			MWSS023	ABS sensor	D1	OE 6Q0927803A; Position: left front		
			MWSS025	ABS sensor	D1	OE 6Q0927807A; Position: left rear		
			MWSS026	ABS sensor	D1	OE 6Q0927808A; Position: right rear		
1.4 (6R1)	63	03/09 → 05/14	APS91	Intake pressure sensor	A3	OE 0279980411		
			SAD031	Knock sensor	B1	OE 030905377C		
			SAC011	Camshaft sensor	B2	OE 030907601		
			SAC014	Camshaft sensor	B2	OE 02E927321A		
			SAG155	Crankshaft sensor	B3	OE 032906433A		
			MWSS019	ABS sensor	D1	OE 6Q0927804A; Position: right front		
	03/09 → 10/09	MWSS023	ABS sensor	D1	OE 6Q0927803A; Position: left front			
		MWSS025	ABS sensor	D1	OE 6Q0927807A; Position: left rear			
		MWSS026	ABS sensor	D1	OE 6Q0927808A; Position: right rear			

	kW			DESCRIPTION	TYPE		
VOLKSWAGEN							
POLO (6R1, 6C1)							
1.4 (6R1)	63	03/09 → 05/14	SPA111	Coolant temperature sensor	E3	OE 06A919501	
			SAA105	Oil pressure switches	F1	OE 036919081A	
1.4 GTI	132	05/10 →	ATS16	Air temperature sensor	A1	OE 03G906051E; With integrated air pressure sensor	
			SAD031	Knock sensor	B1	OE 030905377C	
			SAC011	Camshaft sensor	B2	OE 030907601	
			SAG155	Crankshaft sensor	B3	OE 032906433A	
			MWSS019	ABS sensor	D1	OE 6Q0927804A; Position: right front	
			MWSS023	ABS sensor	D1	OE 6Q0927803A; Position: left front	
			MWSS025	ABS sensor	D1	OE 6Q0927807A; Position: left rear	
			MWSS026	ABS sensor	D1	OE 6Q0927808A; Position: right rear	
			SPA111	Coolant temperature sensor	E3	OE 06A919501	
			SAA105	Oil pressure switches	F1	OE 036919081A	
1.4 TDI	66	02/14 →	SAD031	Knock sensor	B1	OE 030905377C	
			SAC120	Camshaft sensor	B2	OE 04C907601	
			SAG286	Crankshaft sensor	B3	OE 04L906433	
			MWSS019	ABS sensor	D1	OE 6Q0927804A; Position: right front	
			MWSS023	ABS sensor	D1	OE 6Q0927803A; Position: left front	
			MWSS025	ABS sensor	D1	OE 6Q0927807A; Position: left rear	
		55	03/14 →	MWSS026	ABS sensor	D1	OE 6Q0927808A; Position: right rear
	SAD031			Knock sensor	B1	OE 030905377C	
	SAG286			Crankshaft sensor	B3	OE 04L906433	
	MWSS019			ABS sensor	D1	OE 6Q0927804A; Position: right front	
			MWSS023	ABS sensor	D1	OE 6Q0927803A; Position: left front	
			MWSS025	ABS sensor	D1	OE 6Q0927807A; Position: left rear	
			MWSS026	ABS sensor	D1	OE 6Q0927808A; Position: right rear	
1.6 TDI	55	06/09 →	ATS16	Air temperature sensor	A1	OE 03G906051E; With integrated air pressure sensor	
			APS83	Intake pressure sensor	A3	OE 038906051C	
			SAG155	Crankshaft sensor	B3	OE 032906433A	
			STS0025	Exhaust gas temperature sensor	C1	Position: before soot particulate filter; Cable length: 460	
			STS0039	Exhaust gas temperature sensor	C1	Position: after soot particulate filter; Cable length: 516	
			STS0045	Exhaust gas temperature sensor	C1	Position: before soot particulate filter; Cable length: 570	
			STS0053	Exhaust gas temperature sensor	C1	Position: after soot particulate filter; Cable length: 820	
		SPS004	Exhaust gas pressure sensor	C2	OE 059906051C		
			06/09 → 10/09	MWSS019	ABS sensor	D1	OE 6Q0927804A; Position: right front
		MWSS023		ABS sensor	D1	OE 6Q0927803A; Position: left front	
	MWSS025	ABS sensor		D1	OE 6Q0927807A; Position: left rear		
	MWSS026	ABS sensor		D1	OE 6Q0927808A; Position: right rear		
		06/09 →	MWSS143	ABS sensor	D1	OE 1K0927808A; Position: right rear	
	SPA111		Coolant temperature sensor	E3	OE 06A919501		
				SAA105	Oil pressure switches	F1	OE 036919081A
		66	06/09 →	ATS16	Air temperature sensor	A1	OE 03G906051E; With integrated air pressure sensor
APS83	Intake pressure sensor			A3	OE 038906051C		
SAG155	Crankshaft sensor			B3	OE 032906433A		
STS0025	Exhaust gas temperature sensor			C1	Position: before soot particulate filter; Cable length: 460		
STS0039	Exhaust gas temperature sensor			C1	Position: after soot particulate filter; Cable length: 516		

		KW			DESCRIPTION	TYPE	
VOLKSWAGEN							
POLO (6R1, 6C1)							
1.6 TDI	66	06/09 →	STS0045	Exhaust gas temperature sensor	C1	Position: before soot particulate filter; Cable length: 570	
			STS0053	Exhaust gas temperature sensor	C1	Position: after soot particulate filter; Cable length: 820	
			SPS004	Exhaust gas pressure sensor	C2	OE 059906051C	
		06/09 → 10/09	MWSS019	ABS sensor	D1	OE 6Q0927804A; Position: right front	
			MWSS023	ABS sensor	D1	OE 6Q0927803A; Position: left front	
			MWSS025	ABS sensor	D1	OE 6Q0927807A; Position: left rear	
	MWSS026		ABS sensor	D1	OE 6Q0927808A; Position: right rear		
	06/09 →	SPA111	Coolant temperature sensor	E3	OE 06A919501		
		SAA105	Oil pressure switches	F1	OE 036919081A		
	77	06/09 →	ATS16	Air temperature sensor	A1	OE 03G906051E; With integrated air pressure sensor	
			APS83	Intake pressure sensor	A3	OE 038906051C	
			SAG155	Crankshaft sensor	B3	OE 032906433A	
			STS0025	Exhaust gas temperature sensor	C1	Position: before soot particulate filter; Cable length: 460	
			STS0039	Exhaust gas temperature sensor	C1	Position: after soot particulate filter; Cable length: 516	
			STS0045	Exhaust gas temperature sensor	C1	Position: before soot particulate filter; Cable length: 570	
			STS0053	Exhaust gas temperature sensor	C1	Position: after soot particulate filter; Cable length: 820	
		06/09 → 10/09	SPS004	Exhaust gas pressure sensor	C2	OE 059906051C	
			MWSS019	ABS sensor	D1	OE 6Q0927804A; Position: right front	
			MWSS023	ABS sensor	D1	OE 6Q0927803A; Position: left front	
			MWSS025	ABS sensor	D1	OE 6Q0927807A; Position: left rear	
06/09 →		MWSS026	ABS sensor	D1	OE 6Q0927808A; Position: right rear		
		SPA111	Coolant temperature sensor	E3	OE 06A919501		
1.8 GTI		141	11/14 →	SAA105	Oil pressure switches	F1	OE 036919081A
	SAC120			Camshaft sensor	B2	OE 04C907601	
	SAG243			Crankshaft sensor	B3	OE 06H906433B	
	MWSS019			ABS sensor	D1	OE 6Q0927804A; Position: right front	
	MWSS023			ABS sensor	D1	OE 6Q0927803A; Position: left front	
	MWSS025			ABS sensor	D1	OE 6Q0927807A; Position: left rear	
	MWSS026			ABS sensor	D1	OE 6Q0927808A; Position: right rear	
SPA196	Coolant temperature sensor	E3	OE 06K919523				
POLO (86)							
0.9	29	09/75 → 09/81	SAA102	Oil pressure switches	F1	OE 021919081C	
1.1	37	03/75 → 09/81	SAA102	Oil pressure switches	F1	OE 021919081C	
	44	03/75 → 09/81	SAA102	Oil pressure switches	F1	OE 021919081C	
1.3	44	12/76 → 09/81	SAA102	Oil pressure switches	F1	OE 021919081C	
POLO (86C, 80)							
0.9	29	10/81 → 12/81	SAA102	Oil pressure switches	F1	OE 021919081C	
1.0	29	10/81 → 10/86	SAA102	Oil pressure switches	F1	OE 021919081C	
	33	08/85 → 01/92	SAA102	Oil pressure switches	F1	OE 021919081C	
1.0 Cat	33	08/89 → 09/94	SAA102	Oil pressure switches	F1	OE 021919081C	
1.1	37	10/81 → 09/89	SAA102	Oil pressure switches	F1	OE 021919081C	
1.3	44	10/81 → 07/83	SAA102	Oil pressure switches	F1	OE 021919081C	
	40	08/83 → 07/88	SAA102	Oil pressure switches	F1	OE 021919081C	
	55	09/82 → 09/89	SAA102	Oil pressure switches	F1	OE 021919081C	
1.3 Cat	40	07/87 → 09/94	SAA102	Oil pressure switches	F1	OE 021919081C	
	55	10/89 → 03/91	SPA121	Coolant temperature sensor	E3	OE 035919369M	
1.3 D	33	08/86 → 07/90	SAA102	Oil pressure switches	F1	OE 021919081C	
			SAA102	Oil pressure switches	F1	OE 021919081C	



kW



PARTS & SERVICES

DESCRIPTION

TYPE


VOLKSWAGEN
POLO (86C, 80)

 1.4 D 35 10/90 → 09/94 **SAA102** Oil pressure switches F1 OE 021919081C

POLO (9N_)

1.2	40	01/02 → 05/07	ATS23	Air temperature sensor	A1	OE 1J0919379A	
			APS87	Intake pressure sensor	A3	OE 03D906051	
			SAD031	Knock sensor	B1	OE 030905377C	
			SAC011	Camshaft sensor	B2	OE 030907601	
			MWSS019	ABS sensor	D1	OE 6Q0927804A; Position: right front	
			MWSS023	ABS sensor	D1	OE 6Q0927803A; Position: left front	
			MWSS025	ABS sensor	D1	OE 6Q0927807A; Position: left rear	
			MWSS026	ABS sensor	D1	OE 6Q0927808A; Position: right rear	
	SPA111	Coolant temperature sensor	E3	OE 06A919501			
	SAA105	Oil pressure switches	F1	OE 036919081A			
	44	05/07 → 11/09	APS87	Intake pressure sensor	A3	OE 03D906051	
			SAD031	Knock sensor	B1	OE 030905377C	
			SAC011	Camshaft sensor	B2	OE 030907601	
			MWSS019	ABS sensor	D1	OE 6Q0927804A; Position: right front	
			MWSS023	ABS sensor	D1	OE 6Q0927803A; Position: left front	
			MWSS025	ABS sensor	D1	OE 6Q0927807A; Position: left rear	
MWSS026			ABS sensor	D1	OE 6Q0927808A; Position: right rear		
SPA111			Coolant temperature sensor	E3	OE 06A919501		
1.2 12V	47	10/01 → 07/07	ATS23	Air temperature sensor	A1	OE 1J0919379A	
			APS86	Intake pressure sensor	A3	OE 06B906051	
			SAD031	Knock sensor	B1	OE 030905377C	
			SAC011	Camshaft sensor	B2	OE 030907601	
			MWSS019	ABS sensor	D1	OE 6Q0927804A; Position: right front	
			MWSS023	ABS sensor	D1	OE 6Q0927803A; Position: left front	
			MWSS025	ABS sensor	D1	OE 6Q0927807A; Position: left rear	
			MWSS026	ABS sensor	D1	OE 6Q0927808A; Position: right rear	
	SPA111	Coolant temperature sensor	E3	OE 06A919501			
	SAA105	Oil pressure switches	F1	OE 036919081A			
	51	05/07 → 11/09	APS86	Intake pressure sensor	A3	OE 06B906051	
			SAD031	Knock sensor	B1	OE 030905377C	
			SAC011	Camshaft sensor	B2	OE 030907601	
			MWSS019	ABS sensor	D1	OE 6Q0927804A; Position: right front	
			MWSS023	ABS sensor	D1	OE 6Q0927803A; Position: left front	
			MWSS025	ABS sensor	D1	OE 6Q0927807A; Position: left rear	
MWSS026			ABS sensor	D1	OE 6Q0927808A; Position: right rear		
SPA111			Coolant temperature sensor	E3	OE 06A919501		
SAA105	Oil pressure switches	F1	OE 036919081A				
1.4 16V	10/01 → 05/08	06/03 → 07/07	ATS23	Air temperature sensor	A1	OE 1J0919379A	
			APS87	Intake pressure sensor	A3	OE 03D906051	
			APS91	Intake pressure sensor	A3	OE 0279980411	
	55	10/01 → 05/03	10/01 → 05/08	APS125	Intake pressure sensor	A3	OE 036906051
				SAD031	Knock sensor	B1	OE 030905377C
				SAC011	Camshaft sensor	B2	OE 030907601
				SAC014	Camshaft sensor	B2	OE 02E927321A
				SAC089	Camshaft sensor	B2	OE 070907601
				SAG132	Crankshaft sensor	B3	OE 030957147S
		11/01 → 05/08	10/01 → 05/08	SAG166	Crankshaft sensor	B3	OE 036906433
				SAG256	Crankshaft sensor	B3	OE 030957147A
				SAG257	Crankshaft sensor	B3	OE 030957147B
	10/01 → 05/08	10/01 → 05/08	SAG266	Crankshaft sensor	B3	OE 001927321A	
			SAG275	Crankshaft sensor	B3	OE 001927321	
			MWSS019	ABS sensor	D1	OE 6Q0927804A; Position: right front	

		KW		 PARTS & SERVICES	DESCRIPTION	TYPE	
VOLKSWAGEN							
POLO (9N_)							
1.4 16V	55	10/01 → 05/08	MWSS023	ABS sensor	D1	OE 6Q0927803A; Position: left front	
			MWSS025	ABS sensor	D1	OE 6Q0927807A; Position: left rear	
			MWSS026	ABS sensor	D1	OE 6Q0927808A; Position: right rear	
			SPA109	Coolant temperature sensor	E3	OE 059919501A	
			SPA111	Coolant temperature sensor	E3	OE 06A919501	
			SPA159	Coolant temperature sensor	E3	OE 059919501	
			SAA105	Oil pressure switches	F1	OE 036919081A	
	74	10/01 → 05/08	ATS23	Air temperature sensor	A1	OE 1J0919379A	
			APS87	Intake pressure sensor	A3	OE 03D906051	
		11/03 → 05/08	APS91	Intake pressure sensor	A3	OE 0279980411	
			APS125	Intake pressure sensor	A3	OE 036906051	
		10/01 → 10/03	APS125	Intake pressure sensor	A3	OE 036906051	
			SAD031	Knock sensor	B1	OE 030905377C	
		10/01 → 05/08	SAC014	Camshaft sensor	B2	OE 02E927321A	
			SAC089	Camshaft sensor	B2	OE 070907601	
		11/01 → 04/02	SAG256	Crankshaft sensor	B3	OE 030957147A	
			SAG257	Crankshaft sensor	B3	OE 030957147B	
		10/01 → 05/08	MWSS019	ABS sensor	D1	OE 6Q0927804A; Position: right front	
			MWSS023	ABS sensor	D1	OE 6Q0927803A; Position: left front	
			MWSS025	ABS sensor	D1	OE 6Q0927807A; Position: left rear	
	MWSS026		ABS sensor	D1	OE 6Q0927808A; Position: right rear		
	SPA109		Coolant temperature sensor	E3	OE 059919501A		
	SPA111		Coolant temperature sensor	E3	OE 06A919501		
	SPA159		Coolant temperature sensor	E3	OE 059919501		
	59	05/06 → 11/09	SAA105	Oil pressure switches	F1	OE 036919081A	
			APS91	Intake pressure sensor	A3	OE 0279980411	
			SAD031	Knock sensor	B1	OE 030905377C	
			SAC014	Camshaft sensor	B2	OE 02E927321A	
			SAG155	Crankshaft sensor	B3	OE 032906433A	
		10/01 → 05/08	SAG166	Crankshaft sensor	B3	OE 036906433	
			MWSS019	ABS sensor	D1	OE 6Q0927804A; Position: right front	
			MWSS023	ABS sensor	D1	OE 6Q0927803A; Position: left front	
			MWSS025	ABS sensor	D1	OE 6Q0927807A; Position: left rear	
MWSS026			ABS sensor	D1	OE 6Q0927808A; Position: right rear		
SPA111			Coolant temperature sensor	E3	OE 06A919501		
SAA105			Oil pressure switches	F1	OE 036919081A		
APS91			Intake pressure sensor	A3	OE 0279980411		
1.4 FSI	63	02/02 → 07/06	ATS13	Air temperature sensor	A1	OE 06B905379	
			APS91	Intake pressure sensor	A3	OE 0279980411	
			SAD031	Knock sensor	B1	OE 030905377C	
			SAC011	Camshaft sensor	B2	OE 030907601	
			SAG166	Crankshaft sensor	B3	OE 036906433	
			STS0055	Exhaust gas temperature sensor	C1	Position: post-catalyst; Cable length: 270	
			MWSS019	ABS sensor	D1	OE 6Q0927804A; Position: right front	
			MWSS023	ABS sensor	D1	OE 6Q0927803A; Position: left front	
			MWSS025	ABS sensor	D1	OE 6Q0927807A; Position: left rear	
			MWSS026	ABS sensor	D1	OE 6Q0927808A; Position: right rear	
			SPA111	Coolant temperature sensor	E3	OE 06A919501	
			SAA105	Oil pressure switches	F1	OE 036919081A	
			1.4 TDI	55	10/01 → 06/05	ATS23	Air temperature sensor
APS39	Intake pressure sensor	A3				OE 038906051	
APS40	Intake pressure sensor	A3				OE 038906051B	
SAC115	Camshaft sensor	B2				OE 038957147A	
SAG134	Crankshaft sensor	B3				OE 045907319A	
MWSS019	ABS sensor	D1				OE 6Q0927804A; Position: right front	
MWSS023	ABS sensor	D1				OE 6Q0927803A; Position: left front	



kW



DESCRIPTION

TYPE


VOLKSWAGEN
POLO (9N_)

1.4 TDI	55	10/01 → 06/05	MWSS025	ABS sensor	D1	OE 6Q0927807A; Position: left rear
			MWSS026	ABS sensor	D1	OE 6Q0927808A; Position: right rear
			SPA111	Coolant temperature sensor	E3	OE 06A919501
	59	04/05 → 11/09	ATS23	Air temperature sensor	A1	OE 1J0919379A
			APS40	Intake pressure sensor	A3	OE 038906051B
			SAC115	Camshaft sensor	B2	OE 038957147A
			SAC118	Camshaft sensor	B2	OE 03G906433
			SAG134	Crankshaft sensor	B3	OE 045907319A
			SAG166	Crankshaft sensor	B3	OE 036906433
			STS0113	Exhaust gas temperature sensor	C1	Position: before soot particulate filter; Cable length: 470
			STS0191	Exhaust gas temperature sensor	C1	Position: after soot particulate filter; Cable length: 815
			SPS003	Exhaust gas pressure sensor	C2	OE 03G906051
			MWSS019	ABS sensor	D1	OE 6Q0927804A; Position: right front
			MWSS023	ABS sensor	D1	OE 6Q0927803A; Position: left front
			MWSS025	ABS sensor	D1	OE 6Q0927807A; Position: left rear
			MWSS026	ABS sensor	D1	OE 6Q0927808A; Position: right rear
			SPA111	Coolant temperature sensor	E3	OE 06A919501
	51	04/05 → 11/09	ATS23	Air temperature sensor	A1	OE 1J0919379A
			APS40	Intake pressure sensor	A3	OE 038906051B
			SAC115	Camshaft sensor	B2	OE 038957147A
			SAC118	Camshaft sensor	B2	OE 03G906433
			SAG134	Crankshaft sensor	B3	OE 045907319A
			SAG166	Crankshaft sensor	B3	OE 036906433
			STS0113	Exhaust gas temperature sensor	C1	Position: before soot particulate filter; Cable length: 470
			STS0191	Exhaust gas temperature sensor	C1	Position: after soot particulate filter; Cable length: 815
			SPS003	Exhaust gas pressure sensor	C2	OE 03G906051
			MWSS019	ABS sensor	D1	OE 6Q0927804A; Position: right front
MWSS023			ABS sensor	D1	OE 6Q0927803A; Position: left front	
MWSS025			ABS sensor	D1	OE 6Q0927807A; Position: left rear	
MWSS026			ABS sensor	D1	OE 6Q0927808A; Position: right rear	
SPA111			Coolant temperature sensor	E3	OE 06A919501	
1.6 16V	77	05/06 → 11/09	APS91	Intake pressure sensor	A3	OE 0279980411
			SAD031	Knock sensor	B1	OE 030905377C
			SAC011	Camshaft sensor	B2	OE 030907601
			SAG132	Crankshaft sensor	B3	OE 030957147S
			SAG155	Crankshaft sensor	B3	OE 032906433A
			SAG166	Crankshaft sensor	B3	OE 036906433
			MWSS019	ABS sensor	D1	OE 6Q0927804A; Position: right front
			MWSS023	ABS sensor	D1	OE 6Q0927803A; Position: left front
			MWSS025	ABS sensor	D1	OE 6Q0927807A; Position: left rear
			MWSS026	ABS sensor	D1	OE 6Q0927808A; Position: right rear
			SPA111	Coolant temperature sensor	E3	OE 06A919501
			SAA105	Oil pressure switches	F1	OE 036919081A
1.9 SDI	47	10/01 → 11/09	ATS18	Air temperature sensor	A1	OE 028906081
		SAC115	Camshaft sensor	B2	OE 038957147A	
	08/04 → 11/09	SAG238	Crankshaft sensor	B3	OE 038907319A	
	10/01 → 11/09	MWSS019	ABS sensor	D1	OE 6Q0927804A; Position: right front	
		MWSS023	ABS sensor	D1	OE 6Q0927803A; Position: left front	
		MWSS025	ABS sensor	D1	OE 6Q0927807A; Position: left rear	
		MWSS026	ABS sensor	D1	OE 6Q0927808A; Position: right rear	
	SPA111	Coolant temperature sensor	E3	OE 06A919501		

	KW			DESCRIPTION	TYPE	
VOLKSWAGEN						
POLO (9N_)						
1.9 TDI	74	10/01 → 11/09	ATS23	Air temperature sensor	A1	OE 1J0919379A
			APS39	Intake pressure sensor	A3	OE 038906051
			APS40	Intake pressure sensor	A3	OE 038906051B
			SAC115	Camshaft sensor	B2	OE 038957147A
			SAC118	Camshaft sensor	B2	OE 03G906433
			SAG166	Crankshaft sensor	B3	OE 036906433
		04/05 → 11/09	SAG245	Crankshaft sensor	B3	OE 038957147B
			10/01 → 11/09	STS0101	Exhaust gas temperature sensor	C1
		STS0113		Exhaust gas temperature sensor	C1	Position: before soot particulate filter; Cable length: 470
		STS0191		Exhaust gas temperature sensor	C1	Position: after soot particulate filter; Cable length: 815
		STS0217		Exhaust gas temperature sensor	C1	Position: after soot particulate filter; Cable length: 760
		SPS003		Exhaust gas pressure sensor	C2	OE 03G906051
		MWSS019		ABS sensor	D1	OE 6Q0927804A; Position: right front
		MWSS023		ABS sensor	D1	OE 6Q0927803A; Position: left front
MWSS025	ABS sensor	D1		OE 6Q0927807A; Position: left rear		
MWSS026	ABS sensor	D1	OE 6Q0927808A; Position: right rear			
SPA111	Coolant temperature sensor	E3	OE 06A919501			
POLO CLASSIC (6V2)						
1.9 TDI	67	01/97 → 08/99	APS29	Intake pressure sensor	A3	OE 2379063111
110 1.9 TDI	81	06/98 → 01/02	APS29	Intake pressure sensor	A3	OE 2379063111
90 1.9 TDI	66	09/96 → 09/01	APS29	Intake pressure sensor	A3	OE 2379063111
POLO CLASSIC (86C, 80)						
1.0	29	01/85 → 10/86	SAA102	Oil pressure switches	F1	OE 021919081C
	33	01/85 → 09/94	SAA102	Oil pressure switches	F1	OE 021919081C
1.3	40	01/85 → 07/87	SAA102	Oil pressure switches	F1	OE 021919081C
1.3 Cat	40	07/87 → 09/94	SAA102	Oil pressure switches	F1	OE 021919081C
1.3 D	33	08/86 → 12/88	SAA102	Oil pressure switches	F1	OE 021919081C
POLO Coupé (86C, 80)						
1.0	29	05/82 → 10/86	SAA102	Oil pressure switches	F1	OE 021919081C
	33	08/85 → 01/92	SAA102	Oil pressure switches	F1	OE 021919081C
1.0 Cat	33	08/89 → 09/94	SAA102	Oil pressure switches	F1	OE 021919081C
1.1	37	10/81 → 07/83	SAA102	Oil pressure switches	F1	OE 021919081C
1.3	44	10/81 → 07/83	SAA102	Oil pressure switches	F1	OE 021919081C
	40	08/83 → 06/87	SAA102	Oil pressure switches	F1	OE 021919081C
	55	09/82 → 09/89	SAA102	Oil pressure switches	F1	OE 021919081C
	57	03/91 → 09/94	SAA102	Oil pressure switches	F1	OE 021919081C
1.3 Cat	40	07/87 → 08/94	SAA102	Oil pressure switches	F1	OE 021919081C
	55	10/89 → 09/94	SPA121	Coolant temperature sensor	E3	OE 035919369M
			SAA102	Oil pressure switches	F1	OE 021919081C
1.3 D	33	08/86 → 08/90	SAA102	Oil pressure switches	F1	OE 021919081C
1.3 G40	85	01/87 → 08/90	SAA102	Oil pressure switches	F1	OE 021919081C
	83	08/90 → 09/94	SAD005	Knock sensor	B1	OE 030905377
			SAA102	Oil pressure switches	F1	OE 021919081C
1.4 D	35	08/90 → 09/94	SAA102	Oil pressure switches	F1	OE 021919081C
POLO Variant (6V5)						
1.9 TDI	66	05/97 → 09/01	APS29	Intake pressure sensor	A3	OE 2379063111
	81	06/98 → 09/01	APS29	Intake pressure sensor	A3	OE 2379063111
SANTANA (32B)						
1.3	44	08/81 → 07/82	SAA102	Oil pressure switches	F1	OE 021919081C
1.6	55	08/81 → 07/82	SAA102	Oil pressure switches	F1	OE 021919081C
	63	08/81 → 07/82	SAA102	Oil pressure switches	F1	OE 021919081C

	KW			DESCRIPTION	TYPE		
VOLKSWAGEN							
SANTANA (32B)							
1.6	55	08/81 → 12/84	SAA102	Oil pressure switches	F1	OE 021919081C	
1.6 TD	51	12/81 → 12/84	SAA102	Oil pressure switches	F1	OE 021919081C	
1.8	66	01/83 → 12/84	SAA102	Oil pressure switches	F1	OE 021919081C	
1.9	85	08/81 → 07/83	SAA102	Oil pressure switches	F1	OE 021919081C	
2.0	85	08/83 → 12/84	SAA102	Oil pressure switches	F1	OE 021919081C	
SCIROCCO (137, 138)							
1.4 TSI	118	05/08 → 11/17	ATS16	Air temperature sensor	A1	OE 03G906051E; With integrated air pressure sensor	
			APS70	Intake pressure sensor	A3	OE 036906051G	
			SAD031	Knock sensor	B1	OE 030905377C	
			SAC011	Camshaft sensor	B2	OE 030907601	
		SAG155	Crankshaft sensor	B3	OE 032906433A		
		08/08 → 11/17	MWSS020	ABS sensor	D1	OE 1K0927807; Position: left rear	
			MWSS021	ABS sensor	D1	OE 1K0927808; Position: right rear	
			MWSS027	ABS sensor	D1	OE 7H0927803; Position: left front	
			MWSS028	ABS sensor	D1	OE 7H0927804; Position: right front	
		05/08 → 11/17	SPA111	Coolant temperature sensor	E3	OE 06A919501	
			SAA105	Oil pressure switches	F1	OE 036919081A	
			APS131	Fuel pressure sensor	F2	OE 03C906051H	
	90	08/08 → 11/17	APS40	Intake pressure sensor	A3	OE 038906051B	
			SAD031	Knock sensor	B1	OE 030905377C	
			SAC011	Camshaft sensor	B2	OE 030907601	
			SAG155	Crankshaft sensor	B3	OE 032906433A	
			MWSS020	ABS sensor	D1	OE 1K0927807; Position: left rear	
			MWSS021	ABS sensor	D1	OE 1K0927808; Position: right rear	
			MWSS027	ABS sensor	D1	OE 7H0927803; Position: left front	
			MWSS028	ABS sensor	D1	OE 7H0927804; Position: right front	
			SPA111	Coolant temperature sensor	E3	OE 06A919501	
			SAA105	Oil pressure switches	F1	OE 036919081A	
			APS131	Fuel pressure sensor	F2	OE 03C906051H	
			92	11/13 → 11/17	SAC120	Camshaft sensor	B2
	MWSS020	ABS sensor			D1	OE 1K0927807; Position: left rear	
	MWSS021	ABS sensor			D1	OE 1K0927808; Position: right rear	
	MWSS027	ABS sensor			D1	OE 7H0927803; Position: left front	
	MWSS028	ABS sensor			D1	OE 7H0927804; Position: right front	
	2.0 TDI	103	08/08 → 11/17	ATS16	Air temperature sensor	A1	OE 03G906051E; With integrated air pressure sensor
				APS70	Intake pressure sensor	A3	OE 036906051G
				SAC118	Camshaft sensor	B2	OE 03G906433
				SAG155	Crankshaft sensor	B3	OE 032906433A
STS0011			Exhaust gas temperature sensor	C1	Position: before soot particulate filter; Cable length: 710		
SPS004			Exhaust gas pressure sensor	C2	OE 059906051C		
SPS003			Exhaust gas pressure sensor	C2	OE 03G906051		
10/08 → 11/17			MWSS020	ABS sensor	D1	OE 1K0927807; Position: left rear	
			MWSS021	ABS sensor	D1	OE 1K0927808; Position: right rear	
			MWSS027	ABS sensor	D1	OE 7H0927803; Position: left front	
			MWSS028	ABS sensor	D1	OE 7H0927804; Position: right front	
08/08 → 11/17			SPA111	Coolant temperature sensor	E3	OE 06A919501	
		SAA105	Oil pressure switches	F1	OE 036919081A		
125		05/09 → 11/17	ATS16	Air temperature sensor	A1	OE 03G906051E; With integrated air pressure sensor	
			APS70	Intake pressure sensor	A3	OE 036906051G	
			SAG155	Crankshaft sensor	B3	OE 032906433A	

	KW			DESCRIPTION	TYPE		
VOLKSWAGEN							
SCIROCCO (137, 138)							
2.0 TDI	125	05/09 → 11/17	STS0011	Exhaust gas temperature sensor	C1	Position: before soot particulate filter; Cable length: 710	
			STS0013	Exhaust gas temperature sensor	C1	Position: after soot particulate filter; Cable length: 825	
			STS0017	Exhaust gas temperature sensor	C1	Position: before turbocharger; Cable length: 720	
			SPS004	Exhaust gas pressure sensor	C2	OE 059906051C	
			SPS005	Exhaust gas pressure sensor	C2	OE 076906051B	
			MWSS020	ABS sensor	D1	OE 1K0927807; Position: left rear	
			MWSS021	ABS sensor	D1	OE 1K0927808; Position: right rear	
			MWSS027	ABS sensor	D1	OE 7H0927803; Position: left front	
			MWSS028	ABS sensor	D1	OE 7H0927804; Position: right front	
			SPA111	Coolant temperature sensor	E3	OE 06A919501	
	110	11/13 → 11/17	SAA105	Oil pressure switches	F1	OE 036919081A	
			SAC129	Camshaft sensor	B2	OE 04L907601	
			SAG286	Crankshaft sensor	B3	OE 04L906433	
			MWSS020	ABS sensor	D1	OE 1K0927807; Position: left rear	
MWSS021			ABS sensor	D1	OE 1K0927808; Position: right rear		
MWSS027			ABS sensor	D1	OE 7H0927803; Position: left front		
2.0 TSI	147	05/08 → 11/09	ATS13	Air temperature sensor	A1	OE 06B905379	
			APS70	Intake pressure sensor	A3	OE 036906051G	
			SAC110	Camshaft sensor	B2	OE 06H906433	
			SAC114	Camshaft sensor	B2	OE 07L905163	
	08/08 → 11/09	MWSS020	ABS sensor	D1	OE 1K0927807; Position: left rear		
		MWSS021	ABS sensor	D1	OE 1K0927808; Position: right rear		
		MWSS027	ABS sensor	D1	OE 7H0927803; Position: left front		
		MWSS028	ABS sensor	D1	OE 7H0927804; Position: right front		
	05/08 → 11/09	SPA111	Coolant temperature sensor	E3	OE 06A919501		
		APS131	Fuel pressure sensor	F2	OE 03C906051H		
	SCIROCCO (53)						
	1.1	37	04/74 → 07/79	SAA102	Oil pressure switches	F1	OE 021919081C
	1.3	44	08/79 → 07/80	SAA102	Oil pressure switches	F1	OE 021919081C
	1.5	51	08/77 → 07/80	SAA102	Oil pressure switches	F1	OE 021919081C
02/74 → 12/75			SAA102	Oil pressure switches	F1	OE 021919081C	
63		02/74 → 12/77	SAA102	Oil pressure switches	F1	OE 021919081C	
55		02/74 → 08/75	SAA102	Oil pressure switches	F1	OE 021919081C	
1.6	55	08/75 → 07/79	SAA102	Oil pressure switches	F1	OE 021919081C	
	63	08/75 → 07/80	SAA102	Oil pressure switches	F1	OE 021919081C	
	81	06/76 → 07/80	SAA102	Oil pressure switches	F1	OE 021919081C	
SCIROCCO (53B)							
1.3	44	08/80 → 12/83	SAA102	Oil pressure switches	F1	OE 021919081C	
1.5	51	08/80 → 07/82	SAA102	Oil pressure switches	F1	OE 021919081C	
1.6	63	08/80 → 04/84	SAA102	Oil pressure switches	F1	OE 021919081C	
	81	08/80 → 07/82	SAA102	Oil pressure switches	F1	OE 021919081C	
1.8 16V	95	03/86 → 07/92	SPA143	Coolant temperature sensor	E3	OE 026906161	
SHARAN (7M8, 7M9, 7M6)							
1.9 TDI	85	01/01 → 03/10	ATS23	Air temperature sensor	A1	OE 1J0919379A	
			APS39	Intake pressure sensor	A3	OE 038906051	
			APS40	Intake pressure sensor	A3	OE 038906051B	
		04/00 → 03/10	SAC115	Camshaft sensor	B2	OE 038957147A	
			SAG015	Camshaft sensor	B2	OE 038907319D	
			SAG026	Crankshaft sensor	B3	OE 095927321	
			SPA105	Coolant temperature sensor	E3	OE 251919501A	
			SPA109	Coolant temperature sensor	E3	OE 059919501A	

	kW			DESCRIPTION	TYPE	
VOLKSWAGEN						
SHARAN (7M8, 7M9, 7M6)						
1.9 TDI	85	04/00 → 03/10	SPA110	Coolant temperature sensor	E3	OE 357919501A
			SPA111	Coolant temperature sensor	E3	OE 06A919501
	96	11/02 → 03/10	ATS23	Air temperature sensor	A1	OE 1J0919379A
			SAC115	Camshaft sensor	B2	OE 038957147A
			SAG015	Camshaft sensor	B2	OE 038907319D
			SAG026	Crankshaft sensor	B3	OE 095927321
			SAG245	Crankshaft sensor	B3	OE 038957147B
			SPA105	Coolant temperature sensor	E3	OE 251919501A
2.0 TDI	103	11/05 → 03/10	SPA110	Coolant temperature sensor	E3	OE 357919501A
			SPA111	Coolant temperature sensor	E3	OE 06A919501
			SAC118	Camshaft sensor	B2	OE 03G906433
			SAG026	Crankshaft sensor	B3	OE 095927321
			SAG166	Crankshaft sensor	B3	OE 036906433
			SPS002	Exhaust gas pressure sensor	C2	OE 059906051A
			SPS003	Exhaust gas pressure sensor	C2	OE 03G906051
			SPA105	Coolant temperature sensor	E3	OE 251919501A
2.8 V6 24V	150	04/00 → 03/10	SAG065	Crankshaft sensor	B3	OE 022957147
2.8 V6 24V 4motion	150	04/00 → 03/10	SAG065	Crankshaft sensor	B3	OE 022957147
2.8 VR6	128	09/95 → 04/00	SAD002	Knock sensor	B1	OE 021905377
			SAG014	Camshaft sensor	B2	OE 021906433
2.8 VR6 Syncro	128	11/96 → 04/00	SAD002	Knock sensor	B1	OE 021905377
			SAG014	Camshaft sensor	B2	OE 021906433
SHARAN (7N1, 7N2)						
1.4 TSI	110	05/10 →	ATS16	Air temperature sensor	A1	OE 03G906051E; With integrated air pressure sensor
			SAD031	Knock sensor	B1	OE 030905377C
			SAC011	Camshaft sensor	B2	OE 030907601
	07/10 →	MWSS020	ABS sensor	D1	OE 1K0927807; Position: left rear	
		MWSS021	ABS sensor	D1	OE 1K0927808; Position: right rear	
		MWSS027	ABS sensor	D1	OE 7H0927803; Position: left front	
		MWSS028	ABS sensor	D1	OE 7H0927804; Position: right front	
		MWSS142	ABS sensor	D1	OE 1K0927807A; Position: left rear	
		MWSS143	ABS sensor	D1	OE 1K0927808A; Position: right rear	
	05/10 →	SPA111	Coolant temperature sensor	E3	OE 06A919501	
APS131		Fuel pressure sensor	F2	OE 03C906051H		
2.0 TDI	103	05/10 →	ATS16	Air temperature sensor	A1	OE 03G906051E; With integrated air pressure sensor
			SAG155	Crankshaft sensor	B3	OE 032906433A
			SPS005	Exhaust gas pressure sensor	C2	OE 076906051B
	07/10 →	MWSS020	ABS sensor	D1	OE 1K0927807; Position: left rear	
		MWSS021	ABS sensor	D1	OE 1K0927808; Position: right rear	
		MWSS027	ABS sensor	D1	OE 7H0927803; Position: left front	
		MWSS028	ABS sensor	D1	OE 7H0927804; Position: right front	
		MWSS142	ABS sensor	D1	OE 1K0927807A; Position: left rear	
		MWSS143	ABS sensor	D1	OE 1K0927808A; Position: right rear	
	05/10 →	SPA111	Coolant temperature sensor	E3	OE 06A919501	
		SAA105	Oil pressure switches	F1	OE 036919081A	
	125	08/10 →	ATS16	Air temperature sensor	A1	OE 03G906051E; With integrated air pressure sensor
			SAG155	Crankshaft sensor	B3	OE 032906433A
			SPS005	Exhaust gas pressure sensor	C2	OE 076906051B
MWSS020			ABS sensor	D1	OE 1K0927807; Position: left rear	
MWSS021			ABS sensor	D1	OE 1K0927808; Position: right rear	
			MWSS027	ABS sensor	D1	OE 7H0927803; Position: left front

			KW			DESCRIPTION	TYPE	
VOLKSWAGEN								
SHARAN (7N1, 7N2)								
2.0 TDI	125	08/10 →	MWSS028	ABS sensor	D1	OE 7H0927804; Position: right front		
			MWSS142	ABS sensor	D1	OE 1K0927807A; Position: left rear		
			MWSS143	ABS sensor	D1	OE 1K0927808A; Position: right rear		
			SPA111	Coolant temperature sensor	E3	OE 06A919501		
			SAA105	Oil pressure switches	F1	OE 036919081A		
	130	01/13 →	ATS16	Air temperature sensor	A1	OE 03G906051E; With integrated air pressure sensor		
			SPS005	Exhaust gas pressure sensor	C2	OE 076906051B		
			MWSS020	ABS sensor	D1	OE 1K0927807; Position: left rear		
			MWSS021	ABS sensor	D1	OE 1K0927808; Position: right rear		
			MWSS027	ABS sensor	D1	OE 7H0927803; Position: left front		
			MWSS028	ABS sensor	D1	OE 7H0927804; Position: right front		
			MWSS142	ABS sensor	D1	OE 1K0927807A; Position: left rear		
	110	05/15 →	MWSS143	ABS sensor	D1	OE 1K0927808A; Position: right rear		
			SPA111	Coolant temperature sensor	E3	OE 06A919501		
			SAG286	Crankshaft sensor	B3	OE 04L906433		
			MWSS020	ABS sensor	D1	OE 1K0927807; Position: left rear		
			MWSS021	ABS sensor	D1	OE 1K0927808; Position: right rear		
			MWSS027	ABS sensor	D1	OE 7H0927803; Position: left front		
	135	05/15 →	MWSS028	ABS sensor	D1	OE 7H0927804; Position: right front		
			MWSS142	ABS sensor	D1	OE 1K0927807A; Position: left rear		
			MWSS143	ABS sensor	D1	OE 1K0927808A; Position: right rear		
			SAG286	Crankshaft sensor	B3	OE 04L906433		
			MWSS020	ABS sensor	D1	OE 1K0927807; Position: left rear		
			MWSS021	ABS sensor	D1	OE 1K0927808; Position: right rear		
MWSS027			ABS sensor	D1	OE 7H0927803; Position: left front			
TIGUAN (5N_)								
1.4 TSI	118	05/11 → 07/18	ATS16	Air temperature sensor	A1	OE 03G906051E; With integrated air pressure sensor		
			APS83	Intake pressure sensor	A3	OE 038906051C		
			SAD031	Knock sensor	B1	OE 030905377C		
			SAC011	Camshaft sensor	B2	OE 030907601		
			SAG155	Crankshaft sensor	B3	OE 032906433A		
			MWSS020	ABS sensor	D1	OE 1K0927807; Position: left rear		
			MWSS021	ABS sensor	D1	OE 1K0927808; Position: right rear		
			MWSS027	ABS sensor	D1	OE 7H0927803; Position: left front		
			MWSS028	ABS sensor	D1	OE 7H0927804; Position: right front		
			MWSS142	ABS sensor	D1	OE 1K0927807A; Position: left rear		
			MWSS143	ABS sensor	D1	OE 1K0927808A; Position: right rear		
			SPA111	Coolant temperature sensor	E3	OE 06A919501		
	APS131	Fuel pressure sensor	F2	OE 03C906051H				
	110	05/08 → 07/18	ATS16	Air temperature sensor	A1	OE 03G906051E; With integrated air pressure sensor		
			SAD031	Knock sensor	B1	OE 030905377C		
			SAC011	Camshaft sensor	B2	OE 030907601		
			SAG155	Crankshaft sensor	B3	OE 032906433A		
			MWSS020	ABS sensor	D1	OE 1K0927807; Position: left rear		
			MWSS021	ABS sensor	D1	OE 1K0927808; Position: right rear		
			MWSS027	ABS sensor	D1	OE 7H0927803; Position: left front		
MWSS028			ABS sensor	D1	OE 7H0927804; Position: right front			
MWSS142	ABS sensor	D1	OE 1K0927807A; Position: left rear					
MWSS143	ABS sensor	D1	OE 1K0927808A; Position: right rear					

	kW			DESCRIPTION	TYPE	
VOLKSWAGEN						
TIGUAN (5N_)						
1.4 TSI	110	05/08 → 07/18	SPA111	Coolant temperature sensor	E3	OE 06A919501
			SAA105	Oil pressure switches	F1	OE 036919081A
			APS131	Fuel pressure sensor	F2	OE 03C906051H
	90	08/10 → 07/18	APS40	Intake pressure sensor	A3	OE 038906051B
			SAD031	Knock sensor	B1	OE 030905377C
			SAC011	Camshaft sensor	B2	OE 030907601
			SAG155	Crankshaft sensor	B3	OE 032906433A
			MWSS020	ABS sensor	D1	OE 1K0927807; Position: left rear
			MWSS021	ABS sensor	D1	OE 1K0927808; Position: right rear
			MWSS027	ABS sensor	D1	OE 7H0927803; Position: left front
			MWSS028	ABS sensor	D1	OE 7H0927804; Position: right front
			MWSS142	ABS sensor	D1	OE 1K0927807A; Position: left rear
			MWSS143	ABS sensor	D1	OE 1K0927808A; Position: right rear
			SPA111	Coolant temperature sensor	E3	OE 06A919501
	APS131	Fuel pressure sensor	F2	OE 03C906051H		
	92	05/15 → 07/18	ATS16	Air temperature sensor	A1	OE 03G906051E; With integrated air pressure sensor
			APS83	Intake pressure sensor	A3	OE 038906051C
			SAD031	Knock sensor	B1	OE 030905377C
			SAC120	Camshaft sensor	B2	OE 04C907601
			MWSS020	ABS sensor	D1	OE 1K0927807; Position: left rear
			MWSS021	ABS sensor	D1	OE 1K0927808; Position: right rear
			MWSS027	ABS sensor	D1	OE 7H0927803; Position: left front
			MWSS028	ABS sensor	D1	OE 7H0927804; Position: right front
	1.4 TSI 4motion	110	09/07 → 07/18	ATS16	Air temperature sensor	A1
SAD031				Knock sensor	B1	OE 030905377C
SAC011				Camshaft sensor	B2	OE 030907601
SAG155				Crankshaft sensor	B3	OE 032906433A
MWSS027				ABS sensor	D1	OE 7H0927803; Position: left front
MWSS028				ABS sensor	D1	OE 7H0927804; Position: right front
MWSS067				ABS sensor	D1	OE 7L0927807A; Position: left
MWSS068				ABS sensor	D1	OE 7L0927808A; Position: right
SPA111				Coolant temperature sensor	E3	OE 06A919501
SAA105				Oil pressure switches	F1	OE 036919081A
APS131				Fuel pressure sensor	F2	OE 03C906051H
2.0 TDI	103	03/08 → 07/18	ATS16	Air temperature sensor	A1	OE 03G906051E; With integrated air pressure sensor
			SAC118	Camshaft sensor	B2	OE 03G906433
			SAG155	Crankshaft sensor	B3	OE 032906433A
			STS0013	Exhaust gas temperature sensor	C1	Position: after soot particulate filter; Cable length: 825
			STS0021	Exhaust gas temperature sensor	C1	Position: after soot particulate filter; Cable length: 825
			STS0137	Exhaust gas temperature sensor	C1	Position: before soot particulate filter; Cable length: 680
		03/08 → 05/09	SPS003	Exhaust gas pressure sensor	C2	OE 03G906051
		05/09 → 07/18	SPS005	Exhaust gas pressure sensor	C2	OE 076906051B
		03/08 → 07/18	MWSS020	ABS sensor	D1	OE 1K0927807; Position: left rear
			MWSS021	ABS sensor	D1	OE 1K0927808; Position: right rear
			MWSS027	ABS sensor	D1	OE 7H0927803; Position: left front
MWSS028	ABS sensor		D1	OE 7H0927804; Position: right front		
MWSS142	ABS sensor	D1	OE 1K0927807A; Position: left rear			

	KW			DESCRIPTION	TYPE		
VOLKSWAGEN							
TIGUAN (5N_)							
2.0 TDI	103	03/08 → 07/18	MWSS143	ABS sensor	D1	OE 1K0927808A; Position: right rear	
			SPA111	Coolant temperature sensor	E3	OE 06A919501	
			SAA105	Oil pressure switches	F1	OE 036919081A	
	81	05/10 → 07/18	ATS16	Air temperature sensor	A1	OE 03G906051E; With integrated air pressure sensor	
			SAG155	Crankshaft sensor	B3	OE 032906433A	
			SPS003	Exhaust gas pressure sensor	C2	OE 03G906051	
			SPS005	Exhaust gas pressure sensor	C2	OE 076906051B	
			MWSS020	ABS sensor	D1	OE 1K0927807; Position: left rear	
			MWSS021	ABS sensor	D1	OE 1K0927808; Position: right rear	
			MWSS027	ABS sensor	D1	OE 7H0927803; Position: left front	
			MWSS028	ABS sensor	D1	OE 7H0927804; Position: right front	
			MWSS142	ABS sensor	D1	OE 1K0927807A; Position: left rear	
			MWSS143	ABS sensor	D1	OE 1K0927808A; Position: right rear	
2.0 TDI	110	05/15 → 07/18	SAC129	Camshaft sensor	B2	OE 04L907601	
			SAG286	Crankshaft sensor	B3	OE 04L906433	
			MWSS020	ABS sensor	D1	OE 1K0927807; Position: left rear	
			MWSS021	ABS sensor	D1	OE 1K0927808; Position: right rear	
			MWSS027	ABS sensor	D1	OE 7H0927803; Position: left front	
			MWSS028	ABS sensor	D1	OE 7H0927804; Position: right front	
			MWSS142	ABS sensor	D1	OE 1K0927807A; Position: left rear	
			MWSS143	ABS sensor	D1	OE 1K0927808A; Position: right rear	
2.0 TDI 4motion	103	09/07 → 07/18	ATS16	Air temperature sensor	A1	OE 03G906051E; With integrated air pressure sensor	
			SAC118	Camshaft sensor	B2	OE 03G906433	
			SAG155	Crankshaft sensor	B3	OE 032906433A	
			STS0013	Exhaust gas temperature sensor	C1	Position: after soot particulate filter; Cable length: 825	
			STS0021	Exhaust gas temperature sensor	C1	Position: after soot particulate filter; Cable length: 825	
			STS0137	Exhaust gas temperature sensor	C1	Position: before soot particulate filter; Cable length: 680	
			09/07 → 05/09	SPS003	Exhaust gas pressure sensor	C2	OE 03G906051
			05/09 → 07/18	SPS005	Exhaust gas pressure sensor	C2	OE 076906051B
			09/07 → 07/18	MWSS027	ABS sensor	D1	OE 7H0927803; Position: left front
			09/07 → 07/18	MWSS028	ABS sensor	D1	OE 7H0927804; Position: right front
	11/07 → 07/18	MWSS067	ABS sensor	D1	OE 7L0927807A; Position: left		
		MWSS068	ABS sensor	D1	OE 7L0927808A; Position: right		
	09/07 → 07/18	SPA111	Coolant temperature sensor	E3	OE 06A919501		
	11/07 → 07/18	SAA105	Oil pressure switches	F1	OE 036919081A		
	125	09/07 → 07/18	ATS16	Air temperature sensor	A1	OE 03G906051E; With integrated air pressure sensor	
			SAC118	Camshaft sensor	B2	OE 03G906433	
			SAG155	Crankshaft sensor	B3	OE 032906433A	
			STS0013	Exhaust gas temperature sensor	C1	Position: after soot particulate filter; Cable length: 825	
STS0017			Exhaust gas temperature sensor	C1	Position: before turbocharger; Cable length: 720		
STS0021			Exhaust gas temperature sensor	C1	Position: after soot particulate filter; Cable length: 825		
STS0137			Exhaust gas temperature sensor	C1	Position: before soot particulate filter; Cable length: 680		
09/07 → 05/09			SPS003	Exhaust gas pressure sensor	C2	OE 03G906051	



kW



PARTS & SERVICES

DESCRIPTION

TYPE


VOLKSWAGEN
TIGUAN (5N_)

2.0 TDI 4motion	125	05/09 → 07/18	SPS005	Exhaust gas pressure sensor	C2	OE 076906051B
		09/07 → 07/18	MWSS027	ABS sensor	D1	OE 7H0927803; Position: left front
			MWSS028	ABS sensor	D1	OE 7H0927804; Position: right front
		01/08 → 07/18	MWSS067	ABS sensor	D1	OE 7L0927807A; Position: left
			MWSS068	ABS sensor	D1	OE 7L0927808A; Position: right
		09/07 → 07/18	SPA111	Coolant temperature sensor	E3	OE 06A919501
	02/08 → 07/18	SAA105	Oil pressure switches	F1	OE 036919081A	
	100	11/07 → 07/18	ATS16	Air temperature sensor	A1	OE 03G906051E; With integrated air pressure sensor
			SAG155	Crankshaft sensor	B3	OE 032906433A
			STS0013	Exhaust gas temperature sensor	C1	Position: after soot particulate filter; Cable length: 825
			STS0021	Exhaust gas temperature sensor	C1	Position: after soot particulate filter; Cable length: 825
			STS0137	Exhaust gas temperature sensor	C1	Position: before soot particulate filter; Cable length: 680
		11/07 → 05/09	SPS003	Exhaust gas pressure sensor	C2	OE 03G906051
		05/09 → 07/18	SPS005	Exhaust gas pressure sensor	C2	OE 076906051B
		11/07 → 07/18	MWSS027	ABS sensor	D1	OE 7H0927803; Position: left front
			MWSS028	ABS sensor	D1	OE 7H0927804; Position: right front
			MWSS067	ABS sensor	D1	OE 7L0927807A; Position: left
			MWSS068	ABS sensor	D1	OE 7L0927808A; Position: right
			SPA111	Coolant temperature sensor	E3	OE 06A919501
	SAA105		Oil pressure switches	F1	OE 036919081A	
	130	11/12 → 07/18	ATS16	Air temperature sensor	A1	OE 03G906051E; With integrated air pressure sensor
			SPS005	Exhaust gas pressure sensor	C2	OE 076906051B
			MWSS027	ABS sensor	D1	OE 7H0927803; Position: left front
			MWSS028	ABS sensor	D1	OE 7H0927804; Position: right front
			MWSS067	ABS sensor	D1	OE 7L0927807A; Position: left
			MWSS068	ABS sensor	D1	OE 7L0927808A; Position: right
		05/15 → 07/18	SPA111	Coolant temperature sensor	E3	OE 06A919501
			SAC129	Camshaft sensor	B2	OE 04L907601
			SAG286	Crankshaft sensor	B3	OE 04L906433
			MWSS027	ABS sensor	D1	OE 7H0927803; Position: left front
			MWSS028	ABS sensor	D1	OE 7H0927804; Position: right front
	110	05/15 → 07/18	MWSS067	ABS sensor	D1	OE 7L0927807A; Position: left
MWSS068			ABS sensor	D1	OE 7L0927808A; Position: right	
SAC129			Camshaft sensor	B2	OE 04L907601	
SAG286			Crankshaft sensor	B3	OE 04L906433	
MWSS027			ABS sensor	D1	OE 7H0927803; Position: left front	
MWSS028			ABS sensor	D1	OE 7H0927804; Position: right front	
135	05/15 → 07/18	MWSS067	ABS sensor	D1	OE 7L0927807A; Position: left	
		MWSS068	ABS sensor	D1	OE 7L0927808A; Position: right	
		SAC129	Camshaft sensor	B2	OE 04L907601	
		SAG286	Crankshaft sensor	B3	OE 04L906433	
		MWSS027	ABS sensor	D1	OE 7H0927803; Position: left front	
		MWSS028	ABS sensor	D1	OE 7H0927804; Position: right front	
2.0 TFSI 4motion	125	09/07 → 07/18	ATS13	Air temperature sensor	A1	OE 06B905379
			SAC110	Camshaft sensor	B2	OE 06H906433
			SAC114	Camshaft sensor	B2	OE 07L905163
	01/08 → 07/18	MWSS020	ABS sensor	D1	OE 1K0927807; Position: left rear	
		MWSS021	ABS sensor	D1	OE 1K0927808; Position: right rear	
		02/08 → 07/18	MWSS027	ABS sensor	D1	OE 7H0927803; Position: left front
	MWSS028		ABS sensor	D1	OE 7H0927804; Position: right front	
	MWSS067		ABS sensor	D1	OE 7L0927807A; Position: left	
	09/07 → 07/18	MWSS068	ABS sensor	D1	OE 7L0927808A; Position: right	
		SPA111	Coolant temperature sensor	E3	OE 06A919501	
		APS131	Fuel pressure sensor	F2	OE 03C906051H	





	KW			DESCRIPTION	TYPE	
VOLKSWAGEN						
TIGUAN (5N_)						
2.0 TSI 4motion	132	05/11 → 07/18	MWSS027	ABS sensor	D1	OE 7H0927803; Position: left front
			MWSS028	ABS sensor	D1	OE 7H0927804; Position: right front
			MWSS067	ABS sensor	D1	OE 7L0927807A; Position: left
			MWSS068	ABS sensor	D1	OE 7L0927808A; Position: right
			SPA111	Coolant temperature sensor	E3	OE 06A919501
			APS131	Fuel pressure sensor	F2	OE 03C906051H
TIGUAN (AD1)						
1.4 TSI	92	01/16 →	SAC120	Camshaft sensor	B2	OE 04C907601
	110	05/16 →	SAC120	Camshaft sensor	B2	OE 04C907601
1.6 TDI	85	05/16 →	SAG286	Crankshaft sensor	B3	OE 04L906433
2.0 TDI	110	01/16 →	SAG286	Crankshaft sensor	B3	OE 04L906433
			MWSS019	ABS sensor	D1	OE 6Q0927804A; Position: right front
			MWSS023	ABS sensor	D1	OE 6Q0927803A; Position: left front
			MWSS141	ABS sensor	D1	OE WHT003864B; Position: rear axle left and right
	85	05/16 →	SAG286	Crankshaft sensor	B3	OE 04L906433
	2.0 TDI 4motion	110	01/16 →	SAG286	Crankshaft sensor	B3
MWSS019				ABS sensor	D1	OE 6Q0927804A; Position: right front
MWSS023				ABS sensor	D1	OE 6Q0927803A; Position: left front
MWSS067				ABS sensor	D1	OE 7L0927807A; Position: left
140		04/16 →	MWSS068	ABS sensor	D1	OE 7L0927808A; Position: right
			SAG286	Crankshaft sensor	B3	OE 04L906433
			SAC120	Camshaft sensor	B2	OE 04C907601
			SAG243	Crankshaft sensor	B3	OE 06H906433B
2.0 TSI 4motion	132	01/16 →	MWSS019	ABS sensor	D1	OE 6Q0927804A; Position: right front
			MWSS023	ABS sensor	D1	OE 6Q0927803A; Position: left front
			MWSS067	ABS sensor	D1	OE 7L0927807A; Position: left
			MWSS068	ABS sensor	D1	OE 7L0927808A; Position: right
			SPA196	Coolant temperature sensor	E3	OE 06K919523
TOUAREG (7LA, 7L6, 7L7)						
2.5 R5 TDI	128	01/03 → 05/10	ATS23	Air temperature sensor	A1	OE 1J0919379A
			SAC014	Camshaft sensor	B2	OE 02E927321A
			STS0201	Exhaust gas temperature sensor	C1	Position: after soot particulate filter; Cable length: 985
			STS0213	Exhaust gas temperature sensor	C1	Position: before soot particulate filter; Cable length: 535
			SPS002	Exhaust gas pressure sensor	C2	OE 059906051A
			SPS003	Exhaust gas pressure sensor	C2	OE 03G906051
			MWSS067	ABS sensor	D1	OE 7L0927807A; Position: left
			MWSS068	ABS sensor	D1	OE 7L0927808A; Position: right
			SPA111	Coolant temperature sensor	E3	OE 06A919501
3.0 V6 TDI	165	11/04 → 05/10	ATS23	Air temperature sensor	A1	OE 1J0919379A
		11/04 → 05/08	SAC014	Camshaft sensor	B2	OE 02E927321A
			SAC106	Camshaft sensor	B2	OE 06E905163
		11/04 → 05/10	SAG100	Crankshaft sensor	B3	OE 06A906433B
			STS0037	Exhaust gas temperature sensor	C1	Position: before turbocharger; Cable length: 400
			STS0157	Exhaust gas temperature sensor	C1	Position: after soot particulate filter; Cable length: 1310
			STS0165	Exhaust gas temperature sensor	C1	Position: before soot particulate filter; Cable length: 1045
			SPS002	Exhaust gas pressure sensor	C2	OE 059906051A
			MWSS067	ABS sensor	D1	OE 7L0927807A; Position: left
			MWSS068	ABS sensor	D1	OE 7L0927808A; Position: right
		SPA109	Coolant temperature sensor	E3	OE 059919501A	

	kW			DESCRIPTION	TYPE	
VOLKSWAGEN						
TOUAREG (7LA, 7L6, 7L7)						
3.0 V6 TDI	165	11/04 → 05/10	SPA111	Coolant temperature sensor	E3	OE 06A919501
			APS127	Fuel pressure sensor	F2	OE 059130758
			SAC014	Camshaft sensor	B2	OE 02E927321A
	176	11/07 → 05/10	SAC114	Camshaft sensor	B2	OE 07L905163
			SAG100	Crankshaft sensor	B3	OE 06A906433B
			STS0037	Exhaust gas temperature sensor	C1	Position: before turbocharger; Cable length: 400
			STS0175	Exhaust gas temperature sensor	C1	Position: before soot particulate filter; Cable length: 1040
			SPS002	Exhaust gas pressure sensor	C2	OE 059906051A
			MWSS067	ABS sensor	D1	OE 7L0927807A; Position: left
4.2 V8	228	12/02 → 05/05	MWSS068	ABS sensor	D1	OE 7L0927808A; Position: right
			SPA111	Coolant temperature sensor	E3	OE 06A919501
			SAG056	Crankshaft sensor	B3	OE 077905381G
4.2 V8 FSI	257	06/06 → 05/10	SAG056	Crankshaft sensor	B3	OE 077905381G
5.0 V10 TDI	230	10/02 → 05/10	ATS23	Air temperature sensor	A1	OE 1J0919379A
			SPS015	Exhaust gas pressure sensor	C2	OE 07Z906051A
			MWSS067	ABS sensor	D1	OE 7L0927807A; Position: left
			MWSS068	ABS sensor	D1	OE 7L0927808A; Position: right
			SPA111	Coolant temperature sensor	E3	OE 06A919501
TOUAREG (7P5, 7P6)						
3.0 V6 TDI	150	01/10 → 03/18	STS0037	Exhaust gas temperature sensor	C1	Position: before turbocharger; Cable length: 400
			SPS002	Exhaust gas pressure sensor	C2	OE 059906051A
			SPA111	Coolant temperature sensor	E3	OE 06A919501
			SPA196	Coolant temperature sensor	E3	OE 06K919523
	180	05/11 → 03/18	SPS002	Exhaust gas pressure sensor	C2	OE 059906051A
			SPA196	Coolant temperature sensor	E3	OE 06K919523
	176	01/10 → 03/18	SAC114	Camshaft sensor	B2	OE 07L905163
			STS0037	Exhaust gas temperature sensor	C1	Position: before turbocharger; Cable length: 400
			STS0175	Exhaust gas temperature sensor	C1	Position: before soot particulate filter; Cable length: 1040
			SPS002	Exhaust gas pressure sensor	C2	OE 059906051A
			SPA111	Coolant temperature sensor	E3	OE 06A919501
			SPA196	Coolant temperature sensor	E3	OE 06K919523
	193	09/14 → 03/18	SPS002	Exhaust gas pressure sensor	C2	OE 059906051A
TOURAN (1T1, 1T2)						
1.4 TSI	103	02/06 → 05/10	ATS16	Air temperature sensor	A1	OE 03G906051E; With integrated air pressure sensor
			SAD031	Knock sensor	B1	OE 030905377C
			SAC011	Camshaft sensor	B2	OE 030907601
			SAG155	Crankshaft sensor	B3	OE 032906433A
			MWSS020	ABS sensor	D1	OE 1K0927807; Position: left rear
			MWSS021	ABS sensor	D1	OE 1K0927808; Position: right rear
			MWSS027	ABS sensor	D1	OE 7H0927803; Position: left front
			MWSS028	ABS sensor	D1	OE 7H0927804; Position: right front
			MWSS142	ABS sensor	D1	OE 1K0927807A; Position: left rear
			MWSS143	ABS sensor	D1	OE 1K0927808A; Position: right rear
			SPA111	Coolant temperature sensor	E3	OE 06A919501
			SAA105	Oil pressure switches	F1	OE 036919081A
			APS131	Fuel pressure sensor	F2	OE 03C906051H
1.6	75	07/03 → 05/10	ATS23	Air temperature sensor	A1	OE 1J0919379A
			APS86	Intake pressure sensor	A3	OE 06B906051
			SAD031	Knock sensor	B1	OE 030905377C

	KW			DESCRIPTION	TYPE	
VOLKSWAGEN						
TOURAN (1T1, 1T2)						
1.6	75	07/03 → 05/10	SAC075	Camshaft sensor	B2	OE 06B905163A
			MWSS020	ABS sensor	D1	OE 1K0927807; Position: left rear
			MWSS021	ABS sensor	D1	OE 1K0927808; Position: right rear
			MWSS027	ABS sensor	D1	OE 7H0927803; Position: left front
			MWSS028	ABS sensor	D1	OE 7H0927804; Position: right front
			MWSS142	ABS sensor	D1	OE 1K0927807A; Position: left rear
			MWSS143	ABS sensor	D1	OE 1K0927808A; Position: right rear
			SPA109	Coolant temperature sensor	E3	OE 059919501A
1.6 FSI	85	02/03 → 01/07	SPA111	Coolant temperature sensor	E3	OE 06A919501
			ATS13	Air temperature sensor	A1	OE 06B905379
			APS91	Intake pressure sensor	A3	OE 0279980411
			SAD031	Knock sensor	B1	OE 030905377C
			SAC011	Camshaft sensor	B2	OE 030907601
			SAG166	Crankshaft sensor	B3	OE 036906433
			MWSS020	ABS sensor	D1	OE 1K0927807; Position: left rear
			MWSS021	ABS sensor	D1	OE 1K0927808; Position: right rear
			MWSS027	ABS sensor	D1	OE 7H0927803; Position: left front
			MWSS028	ABS sensor	D1	OE 7H0927804; Position: right front
			MWSS142	ABS sensor	D1	OE 1K0927807A; Position: left rear
			MWSS143	ABS sensor	D1	OE 1K0927808A; Position: right rear
			SPA111	Coolant temperature sensor	E3	OE 06A919501
			SAA105	Oil pressure switches	F1	OE 036919081A
1.9 TDI	74	02/03 → 05/04	ATS23	Air temperature sensor	A1	OE 1J0919379A
			APS40	Intake pressure sensor	A3	OE 038906051B
			SAC118	Camshaft sensor	B2	OE 03G906433
			SAG166	Crankshaft sensor	B3	OE 036906433
			SAG287	Crankshaft sensor	B3	OE 036906433B
			MWSS020	ABS sensor	D1	OE 1K0927807; Position: left rear
			MWSS021	ABS sensor	D1	OE 1K0927808; Position: right rear
			MWSS027	ABS sensor	D1	OE 7H0927803; Position: left front
			MWSS028	ABS sensor	D1	OE 7H0927804; Position: right front
			MWSS142	ABS sensor	D1	OE 1K0927807A; Position: left rear
			MWSS143	ABS sensor	D1	OE 1K0927808A; Position: right rear
			SPA111	Coolant temperature sensor	E3	OE 06A919501
	77	08/03 → 05/10	ATS23	Air temperature sensor	A1	OE 1J0919379A
			APS40	Intake pressure sensor	A3	OE 038906051B
			SAC118	Camshaft sensor	B2	OE 03G906433
			SAG166	Crankshaft sensor	B3	OE 036906433
			SAG287	Crankshaft sensor	B3	OE 036906433B
			STS0017	Exhaust gas temperature sensor	C1	Position: before turbocharger; Cable length: 720
			STS0019	Exhaust gas temperature sensor	C1	Position: before soot particulate filter; Cable length: 510
			STS0027	Exhaust gas temperature sensor	C1	Position: after soot particulate filter; Cable length: 920
66	11/04 → 05/10	SPS003	Exhaust gas pressure sensor	C2	OE 03G906051	
		MWSS020	ABS sensor	D1	OE 1K0927807; Position: left rear	
		MWSS021	ABS sensor	D1	OE 1K0927808; Position: right rear	
		MWSS027	ABS sensor	D1	OE 7H0927803; Position: left front	
		MWSS028	ABS sensor	D1	OE 7H0927804; Position: right front	
		MWSS142	ABS sensor	D1	OE 1K0927807A; Position: left rear	
		MWSS143	ABS sensor	D1	OE 1K0927808A; Position: right rear	
		SPA111	Coolant temperature sensor	E3	OE 06A919501	
		ATS23	Air temperature sensor	A1	OE 1J0919379A	
		APS40	Intake pressure sensor	A3	OE 038906051B	

	kw			DESCRIPTION	TYPE	
VOLKSWAGEN						
TOURAN (1T1, 1T2)						
1.9 TDI	66	11/04 → 05/10	SAC118	Camshaft sensor	B2	OE 03G906433
			SAG166	Crankshaft sensor	B3	OE 036906433
			SAG287	Crankshaft sensor	B3	OE 036906433B
			STS0017	Exhaust gas temperature sensor	C1	Position: before turbocharger; Cable length: 720
			STS0019	Exhaust gas temperature sensor	C1	Position: before soot particulate filter; Cable length: 510
			STS0027	Exhaust gas temperature sensor	C1	Position: after soot particulate filter; Cable length: 920
			SPS003	Exhaust gas pressure sensor	C2	OE 03G906051
			MWSS020	ABS sensor	D1	OE 1K0927807; Position: left rear
			MWSS021	ABS sensor	D1	OE 1K0927808; Position: right rear
			MWSS027	ABS sensor	D1	OE 7H0927803; Position: left front
			MWSS028	ABS sensor	D1	OE 7H0927804; Position: right front
			MWSS142	ABS sensor	D1	OE 1K0927807A; Position: left rear
			MWSS143	ABS sensor	D1	OE 1K0927808A; Position: right rear
SPA111	Coolant temperature sensor	E3	OE 06A919501			
2.0 EcoFuel	80	02/06 → 05/09	APS91	Intake pressure sensor	A3	OE 0279980411
			SAD031	Knock sensor	B1	OE 030905377C
			SAC015	Camshaft sensor	B2	OE 06A905161B; OE Quality
			SAC015-1	Camshaft sensor	B2	OE 06A905161B; Aftermarket Quality
			MWSS020	ABS sensor	D1	OE 1K0927807; Position: left rear
			MWSS021	ABS sensor	D1	OE 1K0927808; Position: right rear
			MWSS027	ABS sensor	D1	OE 7H0927803; Position: left front
			MWSS028	ABS sensor	D1	OE 7H0927804; Position: right front
			MWSS142	ABS sensor	D1	OE 1K0927807A; Position: left rear
			MWSS143	ABS sensor	D1	OE 1K0927808A; Position: right rear
			SPA111	Coolant temperature sensor	E3	OE 06A919501
2.0 TDI	100	02/03 → 05/10	ATS23	Air temperature sensor	A1	OE 1J0919379A
			SAC085	Camshaft sensor	B2	OE 03G957147A
			SAG166	Crankshaft sensor	B3	OE 036906433
			SAG287	Crankshaft sensor	B3	OE 036906433B
			SPS003	Exhaust gas pressure sensor	C2	OE 03G906051
		08/03 → 05/10	MWSS020	ABS sensor	D1	OE 1K0927807; Position: left rear
			MWSS021	ABS sensor	D1	OE 1K0927808; Position: right rear
			MWSS027	ABS sensor	D1	OE 7H0927803; Position: left front
			MWSS028	ABS sensor	D1	OE 7H0927804; Position: right front
	MWSS142		ABS sensor	D1	OE 1K0927807A; Position: left rear	
	MWSS143		ABS sensor	D1	OE 1K0927808A; Position: right rear	
	02/03 → 05/10	SPA111	Coolant temperature sensor	E3	OE 06A919501	
	125	12/05 → 05/10	SAC085	Camshaft sensor	B2	OE 03G957147A
			SAC118	Camshaft sensor	B2	OE 03G906433
			SAG166	Crankshaft sensor	B3	OE 036906433
			SAG287	Crankshaft sensor	B3	OE 036906433B
			STS0017	Exhaust gas temperature sensor	C1	Position: before turbocharger; Cable length: 720
			STS0019	Exhaust gas temperature sensor	C1	Position: before soot particulate filter; Cable length: 510
			STS0027	Exhaust gas temperature sensor	C1	Position: after soot particulate filter; Cable length: 920
SPS003			Exhaust gas pressure sensor	C2	OE 03G906051	
02/06 → 05/10			MWSS020	ABS sensor	D1	OE 1K0927807; Position: left rear
			MWSS021	ABS sensor	D1	OE 1K0927808; Position: right rear
	MWSS027	ABS sensor	D1	OE 7H0927803; Position: left front		
	MWSS028	ABS sensor	D1	OE 7H0927804; Position: right front		

	KW			DESCRIPTION	TYPE	
VOLKSWAGEN						
TOURAN (1T1, 1T2)						
2.0 TDI	125	02/06 → 05/10	MWSS142	ABS sensor	D1	OE 1K0927807A; Position: left rear
			MWSS143	ABS sensor	D1	OE 1K0927808A; Position: right rear
		12/05 → 05/10	SPA111	Coolant temperature sensor	E3	OE 06A919501
	103	12/05 → 05/10	SAC118	Camshaft sensor	B2	OE 03G906433
			SAG166	Crankshaft sensor	B3	OE 036906433
			SAG287	Crankshaft sensor	B3	OE 036906433B
			STS0017	Exhaust gas temperature sensor	C1	Position: before turbocharger; Cable length: 720
			STS0019	Exhaust gas temperature sensor	C1	Position: before soot particulate filter; Cable length: 510
			STS0027	Exhaust gas temperature sensor	C1	Position: after soot particulate filter; Cable length: 920
			SPS003	Exhaust gas pressure sensor	C2	OE 03G906051
			MWSS020	ABS sensor	D1	OE 1K0927807; Position: left rear
			MWSS021	ABS sensor	D1	OE 1K0927808; Position: right rear
			MWSS027	ABS sensor	D1	OE 7H0927803; Position: left front
			MWSS028	ABS sensor	D1	OE 7H0927804; Position: right front
			MWSS142	ABS sensor	D1	OE 1K0927807A; Position: left rear
MWSS143	ABS sensor	D1	OE 1K0927808A; Position: right rear			
2.0 TDI 16V	103	08/03 → 05/10	SPA111	Coolant temperature sensor	E3	OE 06A919501
			ATS23	Air temperature sensor	A1	OE 1J0919379A
			SAC085	Camshaft sensor	B2	OE 03G957147A
			SAG166	Crankshaft sensor	B3	OE 036906433
			SAG287	Crankshaft sensor	B3	OE 036906433B
			SPS003	Exhaust gas pressure sensor	C2	OE 03G906051
			MWSS020	ABS sensor	D1	OE 1K0927807; Position: left rear
			MWSS021	ABS sensor	D1	OE 1K0927808; Position: right rear
			MWSS027	ABS sensor	D1	OE 7H0927803; Position: left front
			MWSS028	ABS sensor	D1	OE 7H0927804; Position: right front
			MWSS142	ABS sensor	D1	OE 1K0927807A; Position: left rear
MWSS143	ABS sensor	D1	OE 1K0927808A; Position: right rear			
TOURAN (1T3)						
1.2 TSI	77	05/10 → 05/15	APS40	Intake pressure sensor	A3	OE 038906051B
			SAD031	Knock sensor	B1	OE 030905377C
			SAC011	Camshaft sensor	B2	OE 030907601
			SAG155	Crankshaft sensor	B3	OE 032906433A
			MWSS020	ABS sensor	D1	OE 1K0927807; Position: left rear
			MWSS021	ABS sensor	D1	OE 1K0927808; Position: right rear
			MWSS027	ABS sensor	D1	OE 7H0927803; Position: left front
			MWSS028	ABS sensor	D1	OE 7H0927804; Position: right front
			MWSS142	ABS sensor	D1	OE 1K0927807A; Position: left rear
			MWSS143	ABS sensor	D1	OE 1K0927808A; Position: right rear
			APS131	Fuel pressure sensor	F2	OE 03C906051H
1.4 TSI	103	05/10 → 05/15	ATS16	Air temperature sensor	A1	OE 03G906051E; With integrated air pressure sensor
			SAD031	Knock sensor	B1	OE 030905377C
			SAC011	Camshaft sensor	B2	OE 030907601
			SAG155	Crankshaft sensor	B3	OE 032906433A
			MWSS020	ABS sensor	D1	OE 1K0927807; Position: left rear
			MWSS021	ABS sensor	D1	OE 1K0927808; Position: right rear
			MWSS027	ABS sensor	D1	OE 7H0927803; Position: left front
			MWSS028	ABS sensor	D1	OE 7H0927804; Position: right front
			MWSS142	ABS sensor	D1	OE 1K0927807A; Position: left rear
MWSS143	ABS sensor	D1	OE 1K0927808A; Position: right rear			

	kw		 PARTS & SERVICES	DESCRIPTION	TYPE				
VOLKSWAGEN									
TOURAN (1T3)									
1.4 TSI	103	05/10 → 05/15	SPA111	Coolant temperature sensor	E3	OE 06A919501			
			APS131	Fuel pressure sensor	F2	OE 03C906051H			
1.6 TDI	77	05/10 → 05/15	ATS16	Air temperature sensor	A1	OE 03G906051E; With integrated air pressure sensor			
			STS0065	Exhaust gas temperature sensor	C1	Position: after soot particulate filter; Cable length: 934			
			STS0125	Exhaust gas temperature sensor	C1	Position: before soot particulate filter; Cable length: 872			
			SPS005	Exhaust gas pressure sensor	C2	OE 076906051B			
			MWSS020	ABS sensor	D1	OE 1K0927807; Position: left rear			
			MWSS021	ABS sensor	D1	OE 1K0927808; Position: right rear			
			MWSS027	ABS sensor	D1	OE 7H0927803; Position: left front			
			MWSS028	ABS sensor	D1	OE 7H0927804; Position: right front			
			MWSS142	ABS sensor	D1	OE 1K0927807A; Position: left rear			
			MWSS143	ABS sensor	D1	OE 1K0927808A; Position: right rear			
						SPA111	Coolant temperature sensor	E3	OE 06A919501
			SAA105	Oil pressure switches	F1	OE 036919081A			
2.0 TDI	103	05/10 → 05/15	ATS16	Air temperature sensor	A1	OE 03G906051E; With integrated air pressure sensor			
			SPS004	Exhaust gas pressure sensor	C2	OE 059906051C			
			MWSS020	ABS sensor	D1	OE 1K0927807; Position: left rear			
			MWSS021	ABS sensor	D1	OE 1K0927808; Position: right rear			
			MWSS027	ABS sensor	D1	OE 7H0927803; Position: left front			
			MWSS028	ABS sensor	D1	OE 7H0927804; Position: right front			
			MWSS142	ABS sensor	D1	OE 1K0927807A; Position: left rear			
			MWSS143	ABS sensor	D1	OE 1K0927808A; Position: right rear			
						SPA111	Coolant temperature sensor	E3	OE 06A919501
						SAA105	Oil pressure switches	F1	OE 036919081A
TOURAN (5T1)									
1.2 TSI	81	05/15 →	SAD031	Knock sensor	B1	OE 030905377C			
			SAC120	Camshaft sensor	B2	OE 04C907601			
			MWSS019	ABS sensor	D1	OE 6Q0927804A; Position: right front			
			MWSS023	ABS sensor	D1	OE 6Q0927803A; Position: left front			
			MWSS141	ABS sensor	D1	OE WHT003864B; Position: rear axle left and right			
1.4 TSI	110	05/15 →	ATS16	Air temperature sensor	A1	OE 03G906051E; With integrated air pressure sensor			
			SAD031	Knock sensor	B1	OE 030905377C			
			SAC120	Camshaft sensor	B2	OE 04C907601			
			MWSS019	ABS sensor	D1	OE 6Q0927804A; Position: right front			
			MWSS023	ABS sensor	D1	OE 6Q0927803A; Position: left front			
			MWSS141	ABS sensor	D1	OE WHT003864B; Position: rear axle left and right			
1.6 TDI	81	05/15 → 05/16	SAC129	Camshaft sensor	B2	OE 04L907601			
			MWSS019	ABS sensor	D1	OE 6Q0927804A; Position: right front			
			MWSS023	ABS sensor	D1	OE 6Q0927803A; Position: left front			
			MWSS141	ABS sensor	D1	OE WHT003864B; Position: rear axle left and right			
2.0 TDI	110	05/15 →	SAC129	Camshaft sensor	B2	OE 04L907601			
			STS0241	Exhaust gas temperature sensor	C1	Position: before turbocharger; Cable length: 610			
			MWSS019	ABS sensor	D1	OE 6Q0927804A; Position: right front			
			MWSS023	ABS sensor	D1	OE 6Q0927803A; Position: left front			
			MWSS141	ABS sensor	D1	OE WHT003864B; Position: rear axle left and right			

	KW			DESCRIPTION	TYPE	
VOLKSWAGEN						
TRANSPORTER III Autobus						
1.6 D	37	01/81 → 07/87	SAA102	Oil pressure switches	F1	OE 021919081C
1.6 TD	51	08/84 → 07/92	SAA102	Oil pressure switches	F1	OE 021919081C
1.6 TD Syncro	51	03/86 → 07/92	SAA102	Oil pressure switches	F1	OE 021919081C
1.7 D	42	10/86 → 07/92	SAA102	Oil pressure switches	F1	OE 021919081C
1.9	44	08/82 → 07/92	SAA102	Oil pressure switches	F1	OE 021919081C
	57	08/82 → 07/92	SAA102	Oil pressure switches	F1	OE 021919081C
	61	01/83 → 07/85	SAA102	Oil pressure switches	F1	OE 021919081C
	66	08/83 → 07/85	SAA102	Oil pressure switches	F1	OE 021919081C
1.9 Syncro	57	02/85 → 07/92	SAA102	Oil pressure switches	F1	OE 021919081C
2.1	64	10/86 → 07/92	SAA102	Oil pressure switches	F1	OE 021919081C
2.1 Syncro	64	10/86 → 07/92	SAA102	Oil pressure switches	F1	OE 021919081C
TRANSPORTER III Furgonato						
1.6	37	05/79 → 12/82	SAA102	Oil pressure switches	F1	OE 021919081C
1.6 D	37	01/81 → 07/87	SAA102	Oil pressure switches	F1	OE 021919081C
1.6 TD	51	10/84 → 07/92	SAA102	Oil pressure switches	F1	OE 021919081C
1.6 TD Syncro	51	03/86 → 07/92	SAA102	Oil pressure switches	F1	OE 021919081C
1.7 D	42	08/84 → 07/92	SAA102	Oil pressure switches	F1	OE 021919081C
1.9	44	10/82 → 07/92	SAA102	Oil pressure switches	F1	OE 021919081C
	57	10/82 → 07/92	SAA102	Oil pressure switches	F1	OE 021919081C
1.9 Syncro	57	11/84 → 07/92	SAA102	Oil pressure switches	F1	OE 021919081C
2.0	51	05/79 → 04/86	SAA102	Oil pressure switches	F1	OE 021919081C
2.1	70	08/85 → 07/92	SAA102	Oil pressure switches	F1	OE 021919081C
	82	03/86 → 07/92	SAA102	Oil pressure switches	F1	OE 021919081C
2.1 i	68	07/89 → 07/92	SAA102	Oil pressure switches	F1	OE 021919081C
2.1 Syncro	70	08/85 → 07/92	SAA102	Oil pressure switches	F1	OE 021919081C
	82	03/86 → 07/92	SAA102	Oil pressure switches	F1	OE 021919081C
TRANSPORTER III Pianale piatto/Telaio						
1.6 D	37	01/81 → 07/87	SAA102	Oil pressure switches	F1	OE 021919081C
1.6 TD	51	10/84 → 07/92	SAA102	Oil pressure switches	F1	OE 021919081C
1.6 TD Syncro	51	03/86 → 07/92	SAA102	Oil pressure switches	F1	OE 021919081C
1.7 D	42	07/89 → 07/92	SAA102	Oil pressure switches	F1	OE 021919081C
1.9	44	09/82 → 07/92	SAA102	Oil pressure switches	F1	OE 021919081C
	57	08/82 → 07/92	SAA102	Oil pressure switches	F1	OE 021919081C
1.9 Syncro	57	12/84 → 07/92	SAA102	Oil pressure switches	F1	OE 021919081C
2.0	51	05/79 → 04/86	SAA102	Oil pressure switches	F1	OE 021919081C
2.1	70	08/85 → 07/92	SAA102	Oil pressure switches	F1	OE 021919081C
	82	03/86 → 07/92	SAA102	Oil pressure switches	F1	OE 021919081C
2.1 i	68	07/89 → 07/92	SAA102	Oil pressure switches	F1	OE 021919081C
2.1 Syncro	70	08/85 → 07/92	SAA102	Oil pressure switches	F1	OE 021919081C
	82	03/86 → 07/92	SAA102	Oil pressure switches	F1	OE 021919081C
TRANSPORTER IV Autobus (70B, 70C, 7DB, 7DK, 70J, 70K, 7DC, ...)						
2.5	81	11/90 → 06/03	SAD005	Knock sensor	B1	OE 030905377
	85	08/96 → 04/03	SAD005	Knock sensor	B1	OE 030905377
2.5 Syncro	81	11/92 → 04/03	SAD005	Knock sensor	B1	OE 030905377
	85	07/96 → 04/03	SAD005	Knock sensor	B1	OE 030905377
2.5 TDI	65	05/98 → 04/03	APS39	Intake pressure sensor	A3	OE 038906051
		05/98 → 04/03	APS40	Intake pressure sensor	A3	OE 038906051B
		05/98 → 04/03	SAG026	Crankshaft sensor	B3	OE 095927321
		05/98 → 04/03	MWSS081	ABS sensor	D1	OE 701927807A; Position: front axle left and right
		05/98 → 04/03	MWSS082	ABS sensor	D1	OE 701927807E; Position: left rear
		05/98 → 04/03	MWSS083	ABS sensor	D1	OE 701927807D; Position: right rear
		05/98 → 04/03	SPA105	Coolant temperature sensor	E3	OE 251919501A
		05/98 → 04/03	SPA109	Coolant temperature sensor	E3	OE 059919501A
		05/98 → 04/03	SPA110	Coolant temperature sensor	E3	OE 357919501A

	kW			DESCRIPTION	TYPE	
VOLKSWAGEN						
TRANSPORTER IV Autobus (70B, 70C, 7DB, 7DK, 70J, 70K, 7DC, ...)						
2.5 TDI	111	05/98 → 04/03	ATS18	Air temperature sensor	A1	OE 028906081
			APS39	Intake pressure sensor	A3	OE 038906051
			APS40	Intake pressure sensor	A3	OE 038906051B
			SAG026	Crankshaft sensor	B3	OE 095927321
			MWSS081	ABS sensor	D1	OE 701927807A; Position: front axle left and right
			MWSS082	ABS sensor	D1	OE 701927807E; Position: left rear
			MWSS083	ABS sensor	D1	OE 701927807D; Position: right rear
			SPA105	Coolant temperature sensor	E3	OE 251919501A
2.8 VR 6	103	11/95 → 04/00	SAG014	Camshaft sensor	B2	OE 021906433
TRANSPORTER IV Furgonato (70A, 70H, 7DA, 7DH)						
2.5	81	11/90 → 04/03	SAD005	Knock sensor	B1	OE 030905377
	85	08/96 → 04/03	SAD005	Knock sensor	B1	OE 030905377
2.5 Syncro	81	10/92 → 04/03	SAD005	Knock sensor	B1	OE 030905377
	85	08/96 → 04/03	SAD005	Knock sensor	B1	OE 030905377
2.5 TDI	65	12/98 → 04/03	APS39	Intake pressure sensor	A3	OE 038906051
			APS40	Intake pressure sensor	A3	OE 038906051B
			SAG026	Crankshaft sensor	B3	OE 095927321
			MWSS081	ABS sensor	D1	OE 701927807A; Position: front axle left and right
			MWSS082	ABS sensor	D1	OE 701927807E; Position: left rear
			MWSS083	ABS sensor	D1	OE 701927807D; Position: right rear
			SPA109	Coolant temperature sensor	E3	OE 059919501A
			SPA110	Coolant temperature sensor	E3	OE 357919501A
2.8 VR6	103	05/96 → 05/00	SAG014	Camshaft sensor	B2	OE 021906433
TRANSPORTER IV Pianale piatto/Telaio (70E, 70L, 70M, 7DE, ...)						
2.5	81	11/90 → 04/03	SAD005	Knock sensor	B1	OE 030905377
	85	08/96 → 04/03	SAD005	Knock sensor	B1	OE 030905377
2.5 Syncro	81	10/92 → 04/03	SAD005	Knock sensor	B1	OE 030905377
	85	08/96 → 04/03	SAD005	Knock sensor	B1	OE 030905377
2.5 TDI	65	05/98 → 04/03	APS39	Intake pressure sensor	A3	OE 038906051
			APS40	Intake pressure sensor	A3	OE 038906051B
			SAG026	Crankshaft sensor	B3	OE 095927321
			MWSS081	ABS sensor	D1	OE 701927807A; Position: front axle left and right
			MWSS082	ABS sensor	D1	OE 701927807E; Position: left rear
			MWSS083	ABS sensor	D1	OE 701927807D; Position: right rear
			SPA109	Coolant temperature sensor	E3	OE 059919501A
			SPA110	Coolant temperature sensor	E3	OE 357919501A
2.5 TDI Syncro	75	05/98 → 04/03	ATS18	Air temperature sensor	A1	OE 028906081
			APS39	Intake pressure sensor	A3	OE 038906051
			APS40	Intake pressure sensor	A3	OE 038906051B
			SAG026	Crankshaft sensor	B3	OE 095927321
			MWSS081	ABS sensor	D1	OE 701927807A; Position: front axle left and right
			MWSS082	ABS sensor	D1	OE 701927807E; Position: left rear
			MWSS083	ABS sensor	D1	OE 701927807D; Position: right rear
			SPA106	Coolant temperature sensor	E3	OE 025906041A
			SPA109	Coolant temperature sensor	E3	OE 059919501A
			SPA110	Coolant temperature sensor	E3	OE 357919501A
TRANSPORTER V Autobus (7HB, 7HJ, 7EB, 7EJ, 7EF, 7EG, 7HF, ...)						
1.9 TDI	63	04/03 → 11/09	ATS23	Air temperature sensor	A1	OE 1J0919379A
			APS40	Intake pressure sensor	A3	OE 038906051B
			SAC115	Camshaft sensor	B2	OE 038957147A

	KW			DESCRIPTION	TYPE		
VOLKSWAGEN							
TRANSPORTER V Autobus (7HB, 7HJ, 7EB, 7EJ, 7EF, 7EG, 7HF, ...)							
1.9 TDI	63	04/03 → 11/09	SAG015	Camshaft sensor	B2	OE 038907319D	
			SPS002	Exhaust gas pressure sensor	C2	OE 059906051A	
			SPS003	Exhaust gas pressure sensor	C2	OE 03G906051	
			MWSS027	ABS sensor	D1	OE 7H0927803; Position: left front	
			MWSS028	ABS sensor	D1	OE 7H0927804; Position: right front	
			SPA111	Coolant temperature sensor	E3	OE 06A919501	
	77	04/03 → 11/09	ATS23	Air temperature sensor	A1	OE 1J0919379A	
			APS40	Intake pressure sensor	A3	OE 038906051B	
			SAC115	Camshaft sensor	B2	OE 038957147A	
			SAG015	Camshaft sensor	B2	OE 038907319D	
			SPS002	Exhaust gas pressure sensor	C2	OE 059906051A	
			SPS003	Exhaust gas pressure sensor	C2	OE 03G906051	
	75	06/06 → 11/09	MWSS027	ABS sensor	D1	OE 7H0927803; Position: left front	
			MWSS028	ABS sensor	D1	OE 7H0927804; Position: right front	
			SPA111	Coolant temperature sensor	E3	OE 06A919501	
			APS40	Intake pressure sensor	A3	OE 038906051B	
			SAC118	Camshaft sensor	B2	OE 03G906433	
			SAG166	Crankshaft sensor	B3	OE 036906433	
			STS0057	Exhaust gas temperature sensor	C1	Position: after soot particulate filter; Cable length: 1100	
			STS0081	Exhaust gas temperature sensor	C1	Position: before soot particulate filter; Cable length: 635	
	2.0 BITDI	132	09/09 → 08/15	STS0133	Exhaust gas temperature sensor	C1	Position: before turbocharger; Cable length: 565
				SPS002	Exhaust gas pressure sensor	C2	OE 059906051A
				SPS003	Exhaust gas pressure sensor	C2	OE 03G906051
				MWSS027	ABS sensor	D1	OE 7H0927803; Position: left front
				MWSS028	ABS sensor	D1	OE 7H0927804; Position: right front
				SPA111	Coolant temperature sensor	E3	OE 06A919501
				APS70	Intake pressure sensor	A3	OE 036906051G
				APS91	Intake pressure sensor	A3	OE 0279980411
2.0 BITDI 4motion	132	09/09 → 08/15	SAG155	Crankshaft sensor	B3	OE 032906433A	
			STS0033	Exhaust gas temperature sensor	C1	Position: after soot particulate filter; Cable length: 710	
			STS0063	Exhaust gas temperature sensor	C1	Position: before soot particulate filter; Cable length: 683	
			SPS005	Exhaust gas pressure sensor	C2	OE 076906051B	
			MWSS027	ABS sensor	D1	OE 7H0927803; Position: left front	
			MWSS028	ABS sensor	D1	OE 7H0927804; Position: right front	
			SPA111	Coolant temperature sensor	E3	OE 06A919501	
			SAA105	Oil pressure switches	F1	OE 036919081A	
2.0 TDI	75	09/09 → 08/15	APS70	Intake pressure sensor	A3	OE 036906051G	
			APS91	Intake pressure sensor	A3	OE 0279980411	
			SAG155	Crankshaft sensor	B3	OE 032906433A	
			STS0069	Exhaust gas temperature sensor	C1	Position: before soot particulate filter; Cable length: 605	
			STS0097	Exhaust gas temperature sensor	C1	Position: after soot particulate filter; Cable length: 1105	
			SPS005	Exhaust gas pressure sensor	C2	OE 076906051B	
			MWSS027	ABS sensor	D1	OE 7H0927803; Position: left front	
			MWSS028	ABS sensor	D1	OE 7H0927804; Position: right front	
			SPA111	Coolant temperature sensor	E3	OE 06A919501	
			SAA105	Oil pressure switches	F1	OE 036919081A	
			ATS16	Air temperature sensor	A1	OE 03G906051E; With integrated air pressure sensor	



kW



PARTS & SERVICES

DESCRIPTION

TYPE


VOLKSWAGEN
TRANSPORTER V Autobus (7HB, 7HJ, 7EB, 7EJ, 7EF, 7EG, 7HF, ...)

2.0 TDI	75	09/09 → 08/15	APS70	Intake pressure sensor	A3	OE 036906051G	
			APS91	Intake pressure sensor	A3	OE 0279980411	
			SAG155	Crankshaft sensor	B3	OE 032906433A	
			STS0033	Exhaust gas temperature sensor	C1	Position: after soot particulate filter; Cable length: 710	
			STS0063	Exhaust gas temperature sensor	C1	Position: before soot particulate filter; Cable length: 683	
			SPS005	Exhaust gas pressure sensor	C2	OE 076906051B	
			MWSS027	ABS sensor	D1	OE 7H0927803; Position: left front	
			MWSS028	ABS sensor	D1	OE 7H0927804; Position: right front	
			SPA111	Coolant temperature sensor	E3	OE 06A919501	
	SAA105	Oil pressure switches	F1	OE 036919081A			
	103	09/09 → 08/15	ATS16	Air temperature sensor	A1	OE 03G906051E; With integrated air pressure sensor	
			APS70	Intake pressure sensor	A3	OE 036906051G	
			APS91	Intake pressure sensor	A3	OE 0279980411	
			SAG155	Crankshaft sensor	B3	OE 032906433A	
			STS0033	Exhaust gas temperature sensor	C1	Position: after soot particulate filter; Cable length: 710	
			STS0063	Exhaust gas temperature sensor	C1	Position: before soot particulate filter; Cable length: 683	
			STS0123	Exhaust gas temperature sensor	C1	Position: before turbocharger; Cable length: 565	
			STS0153	Exhaust gas temperature sensor	C1	Position: before soot particulate filter; Cable length: 1265	
			SPS005	Exhaust gas pressure sensor	C2	OE 076906051B	
MWSS027			ABS sensor	D1	OE 7H0927803; Position: left front		
MWSS028	ABS sensor	D1	OE 7H0927804; Position: right front				
SPA111	Coolant temperature sensor	E3	OE 06A919501				
SAA105	Oil pressure switches	F1	OE 036919081A				
2.0 TDI 4motion	103	09/09 → 08/15	ATS16	Air temperature sensor	A1	OE 03G906051E; With integrated air pressure sensor	
			APS70	Intake pressure sensor	A3	OE 036906051G	
			APS91	Intake pressure sensor	A3	OE 0279980411	
			SAG155	Crankshaft sensor	B3	OE 032906433A	
			STS0069	Exhaust gas temperature sensor	C1	Position: before soot particulate filter; Cable length: 605	
			STS0097	Exhaust gas temperature sensor	C1	Position: after soot particulate filter; Cable length: 1105	
			STS0123	Exhaust gas temperature sensor	C1	Position: before turbocharger; Cable length: 565	
			SPS005	Exhaust gas pressure sensor	C2	OE 076906051B	
			MWSS027	ABS sensor	D1	OE 7H0927803; Position: left front	
			MWSS028	ABS sensor	D1	OE 7H0927804; Position: right front	
			SPA111	Coolant temperature sensor	E3	OE 06A919501	
			SAA105	Oil pressure switches	F1	OE 036919081A	
			2.5 TDI	96	04/03 → 11/09	ATS23	Air temperature sensor
STS0041	Exhaust gas temperature sensor	C1				Position: after soot particulate filter; Cable length: 1150	
STS0049	Exhaust gas temperature sensor	C1				Position: before soot particulate filter; Cable length: 585	
STS0071	Exhaust gas temperature sensor	C1				Position: before turbocharger; Cable length: 515	
SPS002	Exhaust gas pressure sensor	C2				OE 059906051A	
SPS003	Exhaust gas pressure sensor	C2				OE 03G906051	

	KW			DESCRIPTION	TYPE	
VOLKSWAGEN						
TRANSPORTER V Autobus (7HB, 7HJ, 7EB, 7EJ, 7EF, 7EG, 7HF, ...)						
2.5 TDI	96	04/03 → 11/09	MWSS027	ABS sensor	D1	OE 7H0927803; Position: left front
			MWSS028	ABS sensor	D1	OE 7H0927804; Position: right front
	128	04/03 → 11/09	ATS23	Air temperature sensor	A1	OE 1J0919379A
			STS0041	Exhaust gas temperature sensor	C1	Position: after soot particulate filter; Cable length: 1150
			STS0049	Exhaust gas temperature sensor	C1	Position: before soot particulate filter; Cable length: 585
			STS0071	Exhaust gas temperature sensor	C1	Position: before turbocharger; Cable length: 515
			STS0135	Exhaust gas temperature sensor	C1	Position: before soot particulate filter; Cable length: 1175
			SPS002	Exhaust gas pressure sensor	C2	OE 059906051A
			SPS003	Exhaust gas pressure sensor	C2	OE 03G906051
			MWSS027	ABS sensor	D1	OE 7H0927803; Position: left front
MWSS028	ABS sensor	D1	OE 7H0927804; Position: right front			
TRANSPORTER V Furgonato (7HA, 7HH, 7EA, 7EH)						
1.9 TDI	63	04/03 → 11/09	ATS23	Air temperature sensor	A1	OE 1J0919379A
			APS40	Intake pressure sensor	A3	OE 038906051B
			SAC115	Camshaft sensor	B2	OE 038957147A
			SAG015	Camshaft sensor	B2	OE 038907319D
			SPS002	Exhaust gas pressure sensor	C2	OE 059906051A
			SPS003	Exhaust gas pressure sensor	C2	OE 03G906051
			MWSS027	ABS sensor	D1	OE 7H0927803; Position: left front
			MWSS028	ABS sensor	D1	OE 7H0927804; Position: right front
			SPA111	Coolant temperature sensor	E3	OE 06A919501
	77	04/03 → 11/09	ATS23	Air temperature sensor	A1	OE 1J0919379A
			APS40	Intake pressure sensor	A3	OE 038906051B
			SAC115	Camshaft sensor	B2	OE 038957147A
			SAG015	Camshaft sensor	B2	OE 038907319D
			SPS002	Exhaust gas pressure sensor	C2	OE 059906051A
			SPS003	Exhaust gas pressure sensor	C2	OE 03G906051
			MWSS027	ABS sensor	D1	OE 7H0927803; Position: left front
			MWSS028	ABS sensor	D1	OE 7H0927804; Position: right front
			SPA111	Coolant temperature sensor	E3	OE 06A919501
	75	06/06 → 11/09	APS40	Intake pressure sensor	A3	OE 038906051B
			SAC118	Camshaft sensor	B2	OE 03G906433
			SAG166	Crankshaft sensor	B3	OE 036906433
			STS0057	Exhaust gas temperature sensor	C1	Position: after soot particulate filter; Cable length: 1100
			STS0081	Exhaust gas temperature sensor	C1	Position: before soot particulate filter; Cable length: 635
			STS0133	Exhaust gas temperature sensor	C1	Position: before turbocharger; Cable length: 565
			SPS002	Exhaust gas pressure sensor	C2	OE 059906051A
			SPS003	Exhaust gas pressure sensor	C2	OE 03G906051
			MWSS027	ABS sensor	D1	OE 7H0927803; Position: left front
	MWSS028	ABS sensor	D1	OE 7H0927804; Position: right front		
	62	01/06 → 11/09	SPA111	Coolant temperature sensor	E3	OE 06A919501
			APS40	Intake pressure sensor	A3	OE 038906051B
SAC118			Camshaft sensor	B2	OE 03G906433	
SAG166			Crankshaft sensor	B3	OE 036906433	
STS0057			Exhaust gas temperature sensor	C1	Position: after soot particulate filter; Cable length: 1100	
STS0081			Exhaust gas temperature sensor	C1	Position: before soot particulate filter; Cable length: 635	

	kW			DESCRIPTION	TYPE	
VOLKSWAGEN						
TRANSPORTER V Furgonato (7HA, 7HH, 7EA, 7EH)						
1.9 TDI	62	01/06 → 11/09	STS0133	Exhaust gas temperature sensor	C1	Position: before turbocharger; Cable length: 565
			SPS002	Exhaust gas pressure sensor	C2	OE 059906051A
			SPS003	Exhaust gas pressure sensor	C2	OE 03G906051
			MWSS027	ABS sensor	D1	OE 7H0927803; Position: left front
			MWSS028	ABS sensor	D1	OE 7H0927804; Position: right front
			SPA111	Coolant temperature sensor	E3	OE 06A919501
2.0 BITDI	132	09/09 → 08/15	APS70	Intake pressure sensor	A3	OE 036906051G
			APS91	Intake pressure sensor	A3	OE 0279980411
			SAG155	Crankshaft sensor	B3	OE 032906433A
			STS0033	Exhaust gas temperature sensor	C1	Position: after soot particulate filter; Cable length: 710
			STS0063	Exhaust gas temperature sensor	C1	Position: before soot particulate filter; Cable length: 683
			SPS005	Exhaust gas pressure sensor	C2	OE 076906051B
			MWSS027	ABS sensor	D1	OE 7H0927803; Position: left front
			MWSS028	ABS sensor	D1	OE 7H0927804; Position: right front
			SPA111	Coolant temperature sensor	E3	OE 06A919501
			SAA105	Oil pressure switches	F1	OE 036919081A
2.0 TDI	84	05/11 → 08/15	ATS16	Air temperature sensor	A1	OE 03G906051E; With integrated air pressure sensor
			APS91	Intake pressure sensor	A3	OE 0279980411
			SAG155	Crankshaft sensor	B3	OE 032906433A
			STS0033	Exhaust gas temperature sensor	C1	Position: after soot particulate filter; Cable length: 710
			STS0063	Exhaust gas temperature sensor	C1	Position: before soot particulate filter; Cable length: 683
			STS0123	Exhaust gas temperature sensor	C1	Position: before turbocharger; Cable length: 565
			SPS005	Exhaust gas pressure sensor	C2	OE 076906051B
			MWSS027	ABS sensor	D1	OE 7H0927803; Position: left front
			MWSS028	ABS sensor	D1	OE 7H0927804; Position: right front
			SPA111	Coolant temperature sensor	E3	OE 06A919501
			SAA105	Oil pressure switches	F1	OE 036919081A
			62	09/09 → 08/15	ATS16	Air temperature sensor
	APS70	Intake pressure sensor			A3	OE 036906051G
	APS91	Intake pressure sensor			A3	OE 0279980411
	SAG155	Crankshaft sensor			B3	OE 032906433A
	STS0033	Exhaust gas temperature sensor			C1	Position: after soot particulate filter; Cable length: 710
	STS0063	Exhaust gas temperature sensor			C1	Position: before soot particulate filter; Cable length: 683
	SPS005	Exhaust gas pressure sensor			C2	OE 076906051B
	MWSS027	ABS sensor			D1	OE 7H0927803; Position: left front
	MWSS028	ABS sensor			D1	OE 7H0927804; Position: right front
	SPA111	Coolant temperature sensor			E3	OE 06A919501
	SAA105	Oil pressure switches			F1	OE 036919081A
	75	09/09 → 08/15			ATS16	Air temperature sensor
			APS70	Intake pressure sensor	A3	OE 036906051G
09/10 → 08/15		APS91	Intake pressure sensor	A3	OE 0279980411	
		SAG155	Crankshaft sensor	B3	OE 032906433A	
09/09 → 08/15		STS0033	Exhaust gas temperature sensor	C1	Position: after soot particulate filter; Cable length: 710	

	KW			DESCRIPTION	TYPE	
VOLKSWAGEN						
TRANSPORTER V Furgonato (7HA, 7HH, 7EA, 7EH)						
2.0 TDI	75	09/09 → 08/15	STS0063	Exhaust gas temperature sensor	C1	Position: before soot particulate filter; Cable length: 683
			SPS005	Exhaust gas pressure sensor	C2	OE 076906051B
			MWSS027	ABS sensor	D1	OE 7H0927803; Position: left front
			MWSS028	ABS sensor	D1	OE 7H0927804; Position: right front
			SPA111	Coolant temperature sensor	E3	OE 06A919501
			SAA105	Oil pressure switches	F1	OE 036919081A
	103	09/09 → 08/15	ATS16	Air temperature sensor	A1	OE 03G906051E; With integrated air pressure sensor
			APS70	Intake pressure sensor	A3	OE 036906051G
		09/10 → 08/15	APS91	Intake pressure sensor	A3	OE 0279980411
			SAG155	Crankshaft sensor	B3	OE 032906433A
		09/09 → 08/15	STS0033	Exhaust gas temperature sensor	C1	Position: after soot particulate filter; Cable length: 710
			STS0063	Exhaust gas temperature sensor	C1	Position: before soot particulate filter; Cable length: 683
			STS0123	Exhaust gas temperature sensor	C1	Position: before turbocharger; Cable length: 565
			STS0153	Exhaust gas temperature sensor	C1	Position: before soot particulate filter; Cable length: 1265
			SPS005	Exhaust gas pressure sensor	C2	OE 076906051B
			MWSS027	ABS sensor	D1	OE 7H0927803; Position: left front
			MWSS028	ABS sensor	D1	OE 7H0927804; Position: right front
			SPA111	Coolant temperature sensor	E3	OE 06A919501
			SAA105	Oil pressure switches	F1	OE 036919081A
2.0 TDI 4motion	09/09 → 08/15	ATS16	Air temperature sensor	A1	OE 03G906051E; With integrated air pressure sensor	
		APS70	Intake pressure sensor	A3	OE 036906051G	
	09/10 → 08/15	APS91	Intake pressure sensor	A3	OE 0279980411	
		SAG155	Crankshaft sensor	B3	OE 032906433A	
	09/09 → 08/15	STS0069	Exhaust gas temperature sensor	C1	Position: before soot particulate filter; Cable length: 605	
		STS0097	Exhaust gas temperature sensor	C1	Position: after soot particulate filter; Cable length: 1105	
		STS0123	Exhaust gas temperature sensor	C1	Position: before turbocharger; Cable length: 565	
		SPS005	Exhaust gas pressure sensor	C2	OE 076906051B	
		MWSS027	ABS sensor	D1	OE 7H0927803; Position: left front	
		MWSS028	ABS sensor	D1	OE 7H0927804; Position: right front	
		SPA111	Coolant temperature sensor	E3	OE 06A919501	
		SAA105	Oil pressure switches	F1	OE 036919081A	
		2.5 TDI	04/03 → 11/09	ATS23	Air temperature sensor	A1
STS0041	Exhaust gas temperature sensor			C1	Position: after soot particulate filter; Cable length: 1150	
STS0049	Exhaust gas temperature sensor			C1	Position: before soot particulate filter; Cable length: 585	
STS0071	Exhaust gas temperature sensor			C1	Position: before turbocharger; Cable length: 515	
04/03 → 12/06	SPS002		Exhaust gas pressure sensor	C2	OE 059906051A	
01/07 → 11/09	SPS003		Exhaust gas pressure sensor	C2	OE 03G906051	
04/03 → 11/09	MWSS027		ABS sensor	D1	OE 7H0927803; Position: left front	
	MWSS028		ABS sensor	D1	OE 7H0927804; Position: right front	



kW



PARTS & SERVICES

DESCRIPTION

TYPE






VOLKSWAGEN
TRANSPORTER V Pianale piatto/Telaio (7JD, 7JE, 7JL, 7JY, 7JZ, ...)

1.9 TDI	63	04/03 → 11/09	ATS23	Air temperature sensor	A1	OE 1J0919379A		
			APS40	Intake pressure sensor	A3	OE 038906051B		
			SAC115	Camshaft sensor	B2	OE 038957147A		
			SAG015	Camshaft sensor	B2	OE 038907319D		
			SPS002	Exhaust gas pressure sensor	C2	OE 059906051A		
			SPS003	Exhaust gas pressure sensor	C2	OE 03G906051		
			MWSS027	ABS sensor	D1	OE 7H0927803; Position: left front		
			MWSS028	ABS sensor	D1	OE 7H0927804; Position: right front		
			SPA111	Coolant temperature sensor	E3	OE 06A919501		
	77	04/03 → 11/09	ATS23	Air temperature sensor	A1	OE 1J0919379A		
			APS40	Intake pressure sensor	A3	OE 038906051B		
			SAC115	Camshaft sensor	B2	OE 038957147A		
			SAG015	Camshaft sensor	B2	OE 038907319D		
			SPS002	Exhaust gas pressure sensor	C2	OE 059906051A		
			SPS003	Exhaust gas pressure sensor	C2	OE 03G906051		
			MWSS027	ABS sensor	D1	OE 7H0927803; Position: left front		
			MWSS028	ABS sensor	D1	OE 7H0927804; Position: right front		
			SPA111	Coolant temperature sensor	E3	OE 06A919501		
	75	06/06 → 11/09	APS40	Intake pressure sensor	A3	OE 038906051B		
			SAC118	Camshaft sensor	B2	OE 03G906433		
			SAG166	Crankshaft sensor	B3	OE 036906433		
STS0057			Exhaust gas temperature sensor	C1	Position: after soot particulate filter; Cable length: 1100			
STS0081			Exhaust gas temperature sensor	C1	Position: before soot particulate filter; Cable length: 635			
STS0133			Exhaust gas temperature sensor	C1	Position: before turbocharger; Cable length: 565			
06/06 → 12/06		SPS002	Exhaust gas pressure sensor	C2	OE 059906051A			
01/07 → 11/09		SPS003	Exhaust gas pressure sensor	C2	OE 03G906051			
06/06 → 11/09		MWSS027	ABS sensor	D1	OE 7H0927803; Position: left front			
		MWSS028	ABS sensor	D1	OE 7H0927804; Position: right front			
		SPA111	Coolant temperature sensor	E3	OE 06A919501			
2.0 TDI	62	09/09 → 08/15	ATS16	Air temperature sensor	A1	OE 03G906051E; With integrated air pressure sensor		
			APS70	Intake pressure sensor	A3	OE 036906051G		
			APS91	Intake pressure sensor	A3	OE 0279980411		
			SAG155	Crankshaft sensor	B3	OE 032906433A		
			STS0033	Exhaust gas temperature sensor	C1	Position: after soot particulate filter; Cable length: 710		
			STS0063	Exhaust gas temperature sensor	C1	Position: before soot particulate filter; Cable length: 683		
			SPS005	Exhaust gas pressure sensor	C2	OE 076906051B		
			MWSS027	ABS sensor	D1	OE 7H0927803; Position: left front		
			MWSS028	ABS sensor	D1	OE 7H0927804; Position: right front		
			SPA111	Coolant temperature sensor	E3	OE 06A919501		
			SAA105	Oil pressure switches	F1	OE 036919081A		
			75	09/09 → 08/15	ATS16	Air temperature sensor	A1	OE 03G906051E; With integrated air pressure sensor
					APS70	Intake pressure sensor	A3	OE 036906051G
	APS91	Intake pressure sensor			A3	OE 0279980411		
	SAG155	Crankshaft sensor			B3	OE 032906433A		
	STS0033	Exhaust gas temperature sensor			C1	Position: after soot particulate filter; Cable length: 710		
	STS0063	Exhaust gas temperature sensor			C1	Position: before soot particulate filter; Cable length: 683		





	KW			DESCRIPTION	TYPE		
VOLKSWAGEN							
TRANSPORTER V Pianale piatto/Telaio (7JD, 7JE, 7JL, 7JY, 7JZ, ...)							
2.0 TDI	75	09/09 → 08/15	SPS005	Exhaust gas pressure sensor	C2	OE 076906051B	
			MWSS027	ABS sensor	D1	OE 7H0927803; Position: left front	
			MWSS028	ABS sensor	D1	OE 7H0927804; Position: right front	
			SPA111	Coolant temperature sensor	E3	OE 06A919501	
			SAA105	Oil pressure switches	F1	OE 036919081A	
	103	09/09 → 08/15	ATS16	Air temperature sensor	A1	OE 03G906051E; With integrated air pressure sensor	
			APS70	Intake pressure sensor	A3	OE 036906051G	
			APS91	Intake pressure sensor	A3	OE 0279980411	
			SAG155	Crankshaft sensor	B3	OE 032906433A	
			STS0033	Exhaust gas temperature sensor	C1	Position: after soot particulate filter; Cable length: 710	
			STS0063	Exhaust gas temperature sensor	C1	Position: before soot particulate filter; Cable length: 683	
			STS0123	Exhaust gas temperature sensor	C1	Position: before turbocharger; Cable length: 565	
			STS0153	Exhaust gas temperature sensor	C1	Position: before soot particulate filter; Cable length: 1265	
			SPS005	Exhaust gas pressure sensor	C2	OE 076906051B	
MWSS027			ABS sensor	D1	OE 7H0927803; Position: left front		
MWSS028	ABS sensor	D1	OE 7H0927804; Position: right front				
SPA111	Coolant temperature sensor	E3	OE 06A919501				
SAA105	Oil pressure switches	F1	OE 036919081A				
2.5 TDI	96	04/03 → 11/09	ATS23	Air temperature sensor	A1	OE 1J0919379A	
			STS0041	Exhaust gas temperature sensor	C1	Position: after soot particulate filter; Cable length: 1150	
			STS0049	Exhaust gas temperature sensor	C1	Position: before soot particulate filter; Cable length: 585	
			STS0071	Exhaust gas temperature sensor	C1	Position: before turbocharger; Cable length: 515	
	128	04/03 → 12/06	01/07 → 11/09	SPS002	Exhaust gas pressure sensor	C2	OE 059906051A
				SPS003	Exhaust gas pressure sensor	C2	OE 03G906051
		04/03 → 11/09	04/03 → 11/09	MWSS027	ABS sensor	D1	OE 7H0927803; Position: left front
				MWSS028	ABS sensor	D1	OE 7H0927804; Position: right front
		04/03 → 11/09	04/03 → 11/09	ATS23	Air temperature sensor	A1	OE 1J0919379A
				STS0041	Exhaust gas temperature sensor	C1	Position: after soot particulate filter; Cable length: 1150
				STS0049	Exhaust gas temperature sensor	C1	Position: before soot particulate filter; Cable length: 585
				STS0071	Exhaust gas temperature sensor	C1	Position: before turbocharger; Cable length: 515
				SPS002	Exhaust gas pressure sensor	C2	OE 059906051A
				SPS003	Exhaust gas pressure sensor	C2	OE 03G906051
04/03 → 11/09	04/03 → 11/09	MWSS027	ABS sensor	D1	OE 7H0927803; Position: left front		
		MWSS028	ABS sensor	D1	OE 7H0927804; Position: right front		
2.5 TDI 4motion	96	07/04 → 11/09	ATS23	Air temperature sensor	A1	OE 1J0919379A	
			STS0049	Exhaust gas temperature sensor	C1	Position: before soot particulate filter; Cable length: 585	
			STS0071	Exhaust gas temperature sensor	C1	Position: before turbocharger; Cable length: 515	
			STS0135	Exhaust gas temperature sensor	C1	Position: after soot particulate filter; Cable length: 1175	
	07/04 → 12/06	01/07 → 11/09	SPS002	Exhaust gas pressure sensor	C2	OE 059906051A	
			SPS003	Exhaust gas pressure sensor	C2	OE 03G906051	

	kW			DESCRIPTION	TYPE		
VOLKSWAGEN							
TRANSPORTER V Pianale piatto/Telaio (7JD, 7JE, 7JL, 7JY, 7JZ, ...)							
2.5 TDI 4motion	96	07/04 → 11/09	MWSS027	ABS sensor	D1	OE 7H0927803; Position: left front	
			MWSS028	ABS sensor	D1	OE 7H0927804; Position: right front	
TRANSPORTER VI Autobus (SGB, SGG, SGJ, SGC, SHB, SHJ, SHC)							
2.0 TDI	75	04/15 →	APS91	Intake pressure sensor	A3	OE 0279980411	
			SAD031	Knock sensor	B1	OE 030905377C	
			SAG286	Crankshaft sensor	B3	OE 04L906433	
			STS0033	Exhaust gas temperature sensor	C1	Position: after soot particulate filter; Cable length: 710	
			STS0063	Exhaust gas temperature sensor	C1	Position: before soot particulate filter; Cable length: 683	
			SPS005	Exhaust gas pressure sensor	C2	OE 076906051B	
				MWSS027	ABS sensor	D1	OE 7H0927803; Position: left front
				MWSS028	ABS sensor	D1	OE 7H0927804; Position: right front
		110	04/15 →	APS91	Intake pressure sensor	A3	OE 0279980411
	SAD031			Knock sensor	B1	OE 030905377C	
SAG286	Crankshaft sensor			B3	OE 04L906433		
MWSS027	ABS sensor			D1	OE 7H0927803; Position: left front		
2 TRANSPORTER VI Furgonato (SGA, SGH, SHA, SHH).0 TDI	110	04/15 →	MWSS028	ABS sensor	D1	OE 7H0927804; Position: right front	
TRANSPORTER VI Furgonato (SGA, SGH, SHA, SHH)							
2.0 TDI	62	04/15 → 06/16	APS91	Intake pressure sensor	A3	OE 0279980411	
			SAD031	Knock sensor	B1	OE 030905377C	
			SAG286	Crankshaft sensor	B3	OE 04L906433	
			STS0033	Exhaust gas temperature sensor	C1	Position: after soot particulate filter; Cable length: 710	
			STS0063	Exhaust gas temperature sensor	C1	Position: before soot particulate filter; Cable length: 683	
			SPS005	Exhaust gas pressure sensor	C2	OE 076906051B	
			MWSS027	ABS sensor	D1	OE 7H0927803; Position: left front	
			MWSS028	ABS sensor	D1	OE 7H0927804; Position: right front	
		75	04/15 →	APS91	Intake pressure sensor	A3	OE 0279980411
	SAD031			Knock sensor	B1	OE 030905377C	
	SAG286			Crankshaft sensor	B3	OE 04L906433	
	STS0033			Exhaust gas temperature sensor	C1	Position: after soot particulate filter; Cable length: 710	
	STS0063			Exhaust gas temperature sensor	C1	Position: before soot particulate filter; Cable length: 683	
	SPS005			Exhaust gas pressure sensor	C2	OE 076906051B	
	MWSS027			ABS sensor	D1	OE 7H0927803; Position: left front	
	MWSS028			ABS sensor	D1	OE 7H0927804; Position: right front	
		132	04/15 →	APS91	Intake pressure sensor	A3	OE 0279980411
	STS0033			Exhaust gas temperature sensor	C1	Position: after soot particulate filter; Cable length: 710	
	STS0063			Exhaust gas temperature sensor	C1	Position: before soot particulate filter; Cable length: 683	
	SPS005			Exhaust gas pressure sensor	C2	OE 076906051B	
	MWSS027			ABS sensor	D1	OE 7H0927803; Position: left front	
	MWSS028			ABS sensor	D1	OE 7H0927804; Position: right front	
		110	04/15 →	APS91	Intake pressure sensor	A3	OE 0279980411
	SAD031			Knock sensor	B1	OE 030905377C	
	SAG286			Crankshaft sensor	B3	OE 04L906433	
	MWSS027			ABS sensor	D1	OE 7H0927803; Position: left front	
	MWSS028			ABS sensor	D1	OE 7H0927804; Position: right front	

	KW			DESCRIPTION	TYPE	
VOLKSWAGEN						
TRANSPORTER VI Pianale piatto/Telaio (SFD, SFE, SFL, SFZ, ...)						
2.0 TDI	75	07/15 →	APS91	Intake pressure sensor	A3	OE 0279980411
			SAD031	Knock sensor	B1	OE 030905377C
		SAG286	Crankshaft sensor	B3	OE 04L906433	
		STS0033	Exhaust gas temperature sensor	C1	Position: after soot particulate filter; Cable length: 710	
		04/15 →	STS0063	Exhaust gas temperature sensor	C1	Position: before soot particulate filter; Cable length: 683
		SPS005	Exhaust gas pressure sensor	C2	OE 076906051B	
		MWSS027	ABS sensor	D1	OE 7H0927803; Position: left front	
	MWSS028	ABS sensor	D1	OE 7H0927804; Position: right front		
	103	04/15 →	STS0033	Exhaust gas temperature sensor	C1	Position: after soot particulate filter; Cable length: 710
			STS0063	Exhaust gas temperature sensor	C1	Position: before soot particulate filter; Cable length: 683
			STS0123	Exhaust gas temperature sensor	C1	Position: before turbocharger; Cable length: 565
			SPS005	Exhaust gas pressure sensor	C2	OE 076906051B
			MWSS027	ABS sensor	D1	OE 7H0927803; Position: left front
			MWSS028	ABS sensor	D1	OE 7H0927804; Position: right front
	110	08/15 →	APS91	Intake pressure sensor	A3	OE 0279980411
			SAD031	Knock sensor	B1	OE 030905377C
			SAG286	Crankshaft sensor	B3	OE 04L906433
			MWSS027	ABS sensor	D1	OE 7H0927803; Position: left front
MWSS028			ABS sensor	D1	OE 7H0927804; Position: right front	
UP (121, 122, BL1, BL2)						
1.0	44	08/11 →	APS91	Intake pressure sensor	A3	OE 0279980411
			SAD031	Knock sensor	B1	OE 030905377C
			SAC120	Camshaft sensor	B2	OE 04C907601
			SAG286	Crankshaft sensor	B3	OE 04L906433
			SAG289	Crankshaft sensor	B3	OE 04C906433
	12/11 →	MWSS019	ABS sensor	D1	OE 6Q0927804A; Position: right front	
		MWSS023	ABS sensor	D1	OE 6Q0927803A; Position: left front	
		MWSS025	ABS sensor	D1	OE 6Q0927807A; Position: left rear	
		MWSS026	ABS sensor	D1	OE 6Q0927808A; Position: right rear	
	08/11 →	SPA192	Coolant temperature sensor	E3	OE 03F919501A	
		SAA105	Oil pressure switches	F1	OE 036919081A	
	55	08/11 →	APS91	Intake pressure sensor	A3	OE 0279980411
			SAD031	Knock sensor	B1	OE 030905377C
			SAC120	Camshaft sensor	B2	OE 04C907601
			SAG286	Crankshaft sensor	B3	OE 04L906433
			SAG289	Crankshaft sensor	B3	OE 04C906433
		12/11 →	MWSS019	ABS sensor	D1	OE 6Q0927804A; Position: right front
			MWSS023	ABS sensor	D1	OE 6Q0927803A; Position: left front
			MWSS025	ABS sensor	D1	OE 6Q0927807A; Position: left rear
			MWSS026	ABS sensor	D1	OE 6Q0927808A; Position: right rear
08/11 →			SPA192	Coolant temperature sensor	E3	OE 03F919501A
	SAA105	Oil pressure switches	F1	OE 036919081A		
1.0 EcoFuel	50	11/12 →	APS91	Intake pressure sensor	A3	OE 0279980411
			SAD031	Knock sensor	B1	OE 030905377C
			SAC120	Camshaft sensor	B2	OE 04C907601
			SAG289	Crankshaft sensor	B3	OE 04C906433
			MWSS019	ABS sensor	D1	OE 6Q0927804A; Position: right front
			MWSS023	ABS sensor	D1	OE 6Q0927803A; Position: left front
			MWSS025	ABS sensor	D1	OE 6Q0927807A; Position: left rear
			MWSS026	ABS sensor	D1	OE 6Q0927808A; Position: right rear

	KW			DESCRIPTION	TYPE	
VOLKSWAGEN						
VENTO (1H2)						
1.4	40	11/91 → 09/98	SAA102	Oil pressure switches	F1	OE 021919081C
1.6	55	09/92 → 09/98	SAA102	Oil pressure switches	F1	OE 021919081C
1.8	55	11/91 → 09/98	SPA143	Coolant temperature sensor	E3	OE 026906161
	66	11/91 → 09/98	SPA143	Coolant temperature sensor	E3	OE 026906161
1.9 TDI	66	09/93 → 09/98	APS29	Intake pressure sensor	A3	OE 2379063111
2.8 VR6	128	01/92 → 09/98	SAD002	Knock sensor	B1	OE 021905377
			SAG014	Camshaft sensor	B2	OE 021906433
			SAA102	Oil pressure switches	F1	OE 021919081C
Volkswagen						
15.190 EOD	137	09/05 →	SPA103	Coolant temperature sensor	E3	
			APS136	Fuel pressure sensor	F2	OE 2R0919081F
			SPA103	Coolant temperature sensor	E3	
			APS136	Fuel pressure sensor	F2	OE 2R0919081F
17.230 EOD	165	09/05 →	SPA103	Coolant temperature sensor	E3	
			APS136	Fuel pressure sensor	F2	OE 2R0919081F
8.150 EOD	110	09/05 →	SPA103	Coolant temperature sensor	E3	
			APS136	Fuel pressure sensor	F2	OE 2R0919081F
VOLVO						
240 (P242, P244)						
2.0	82	09/88 → 12/93	SPA129	Coolant temperature sensor	E3	OE 1346030
2.3	83	08/86 → 07/87	SPA129	Coolant temperature sensor	E3	OE 1346030
2.3 i Cat	85	01/88 → 07/93	SAG059	Crankshaft sensor	B3	OE 1389399
		08/86 → 07/93	SPA129	Coolant temperature sensor	E3	OE 1346030
2.4 Diesel	60	08/78 → 07/85	SAA102	Oil pressure switches	F1	OE 1257137
	58	08/87 → 08/93	SAG059	Crankshaft sensor	B3	OE 1389399
			SAA102	Oil pressure switches	F1	OE 1257137
240 Kombi (P245)						
2.0	82	09/88 → 12/93	SPA129	Coolant temperature sensor	E3	OE 1346030
2.1	80	08/80 → 07/84	SPA131	Coolant temperature sensor	E3	OE 1306937
2.3	83	08/86 → 07/87	SAG059	Crankshaft sensor	B3	OE 1389399
			SPA129	Coolant temperature sensor	E3	OE 1346030
2.3 Cat	100	08/91 → 07/92	SPA129	Coolant temperature sensor	E3	OE 1346030
2.3 i Cat	85	01/88 → 07/93	SAG059	Crankshaft sensor	B3	OE 1389399
		08/86 → 07/93	SPA129	Coolant temperature sensor	E3	OE 1346030
2.4 Diesel	58	08/88 → 08/93	SAG059	Crankshaft sensor	B3	OE 1389399
			SAA102	Oil pressure switches	F1	OE 1257137
	60	04/79 → 08/93	SAA102	Oil pressure switches	F1	OE 1257137
340-360 (343, 345)						
1.7	59	08/85 → 07/91	SAG095	Crankshaft sensor	B3	OE 3209826
2.0	83	08/82 → 07/84	SPA129	Coolant temperature sensor	E3	OE 1346030
340-360 Tre volumi (344)						
1.7	59	08/85 → 07/91	SAG095	Crankshaft sensor	B3	OE 3209826
	82	08/86 → 07/88	SPA129	Coolant temperature sensor	E3	OE 1346030
	81	08/87 → 07/88	SPA129	Coolant temperature sensor	E3	OE 1346030
2.0	83	08/83 → 07/84	SPA129	Coolant temperature sensor	E3	OE 1346030
			SPA129	Coolant temperature sensor	E3	OE 1346030
440 K (445)						
1.7	70	08/88 → 07/89	SPA129	Coolant temperature sensor	E3	OE 1346030
1.7 Turbo	88	08/88 → 07/96	SPA129	Coolant temperature sensor	E3	OE 1346030
	90	01/91 → 12/96	SPA129	Coolant temperature sensor	E3	OE 1346030
460 L (464)						
1.7	75	08/89 → 07/92	SPA129	Coolant temperature sensor	E3	OE 1346030
1.7 Turbo	88	08/89 → 07/96	SPA129	Coolant temperature sensor	E3	OE 1346030
	90	01/91 → 07/96	SPA129	Coolant temperature sensor	E3	OE 1346030

	KW			DESCRIPTION	TYPE	
VOLVO						
480 E (482)						
1.7	70	08/87 → 07/89	SPA129	Coolant temperature sensor	E3	OE 1346030
1.7 Turbo	88	08/87 → 07/96	SPA129	Coolant temperature sensor	E3	OE 1346030
	90	01/91 → 07/96	SPA129	Coolant temperature sensor	E3	OE 1346030
740 (744)						
2.0	89	08/85 → 07/92	SPA129	Coolant temperature sensor	E3	OE 1346030
	86	01/87 → 08/88	SAG059	Crankshaft sensor	B3	OE 1389399
	76	09/88 → 08/90	SAG059	Crankshaft sensor	B3	OE 1389399
	118	01/86 → 07/89	SAG047	Crankshaft sensor	B3	OE 1317030
			SAG059	Crankshaft sensor	B3	OE 1389399
			SPA129	Coolant temperature sensor	E3	OE 1346030
	120	01/85 → 12/85	SAG059	Crankshaft sensor	B3	OE 1389399
			SPA129	Coolant temperature sensor	E3	OE 1346030
82	09/90 → 08/92	SAG059	Crankshaft sensor	B3	OE 1389399	
2.0 GLE	103	09/87 → 08/90	SPA129	Coolant temperature sensor	E3	OE 1346030
2.0 Turbo	114	09/90 → 08/91	SPA129	Coolant temperature sensor	E3	OE 1346030
2.3	83	09/85 → 12/89	SPA129	Coolant temperature sensor	E3	OE 1346030
	84	08/84 → 07/90	SPA129	Coolant temperature sensor	E3	OE 1346030
	96	08/84 → 12/92	SAG059	Crankshaft sensor	B3	OE 1389399
	114	08/88 → 07/91	SPA129	Coolant temperature sensor	E3	OE 1346030
	85	08/87 → 07/92	SAG059	Crankshaft sensor	B3	OE 1389399
			SPA129	Coolant temperature sensor	E3	OE 1346030
	117	08/87 → 07/89	SPA129	Coolant temperature sensor	E3	OE 1346030
	111	08/88 → 08/92	SAG059	Crankshaft sensor	B3	OE 1389399
SPA129			Coolant temperature sensor	E3	OE 1346030	
82	08/84 → 07/86	SAG059	Crankshaft sensor	B3	OE 1389399	
2.3 Turbo	115	08/86 → 07/89	SPA129	Coolant temperature sensor	E3	OE 1346030
	121	08/89 → 07/90	SAG059	Crankshaft sensor	B3	OE 1389399
			SPA129	Coolant temperature sensor	E3	OE 1346030
	140	08/89 → 07/90	SAG059	Crankshaft sensor	B3	OE 1389399
			SPA129	Coolant temperature sensor	E3	OE 1346030
	134	08/85 → 12/88	SAG059	Crankshaft sensor	B3	OE 1389399
			SPA129	Coolant temperature sensor	E3	OE 1346030
125	09/89 → 08/91	SAG059	Crankshaft sensor	B3	OE 1389399	
2.4 Diesel	60	08/84 → 07/92	SAG059	Crankshaft sensor	B3	OE 1389399
			SAA102	Oil pressure switches	F1	OE 1257137
2.4 TD	83	08/84 → 07/90	SAG059	Crankshaft sensor	B3	OE 1389399
			SAA102	Oil pressure switches	F1	OE 1257137
740 Kombi (745)						
2.0	82	08/89 → 07/91	SAG059	Crankshaft sensor	B3	OE 1389399
			SPA129	Coolant temperature sensor	E3	OE 1346030
	89	08/85 → 07/92	SAG059	Crankshaft sensor	B3	OE 1389399
			SPA129	Coolant temperature sensor	E3	OE 1346030
			SPA129	Coolant temperature sensor	E3	OE 1346030
76	09/88 → 08/90	SAG059	Crankshaft sensor	B3	OE 1389399	
2.0 16V	100	09/87 → 08/90	SPA129	Coolant temperature sensor	E3	OE 1346030
2.0 Turbo	114	09/90 → 08/91	SPA129	Coolant temperature sensor	E3	OE 1346030
			SAG059	Crankshaft sensor	B3	OE 1389399
	121	05/85 → 08/87	SPA129	Coolant temperature sensor	E3	OE 1346030
			SAG059	Crankshaft sensor	B3	OE 1389399
118	05/85 → 08/87	SPA129	Coolant temperature sensor	E3	OE 1346030	
		SAG059	Crankshaft sensor	B3	OE 1389399	
		SPA129	Coolant temperature sensor	E3	OE 1346030	
2.3	83	08/85 → 12/89	SPA129	Coolant temperature sensor	E3	OE 1346030
	96	08/85 → 07/88	SAG059	Crankshaft sensor	B3	OE 1389399

	kW		 PARTS & SERVICES	DESCRIPTION	TYPE		
VOLVO							
740 Kombi (745)							
2.3	85	08/87 → 07/92	SAG059	Crankshaft sensor	B3	OE 1389399	
			SPA129	Coolant temperature sensor	E3	OE 1346030	
	114	08/88 → 07/90	SPA129	Coolant temperature sensor	E3	OE 1346030	
	96	07/90 → 12/92	SPA129	Coolant temperature sensor	E3	OE 1346030	
	117	08/87 → 07/89	SPA129	Coolant temperature sensor	E3	OE 1346030	
			SAG059	Crankshaft sensor	B3	OE 1389399	
			SPA129	Coolant temperature sensor	E3	OE 1346030	
		87	01/88 → 10/90	SAG059	Crankshaft sensor	B3	OE 1389399
2.3 Turbo			SPA129	Coolant temperature sensor	E3	OE 1346030	
		82	08/85 → 07/86	SAG059	Crankshaft sensor	B3	OE 1389399
			SAG059	Crankshaft sensor	B3	OE 1389399	
			SPA129	Coolant temperature sensor	E3	OE 1346030	
		121	08/89 → 07/90	SAG059	Crankshaft sensor	B3	OE 1389399
			SPA129	Coolant temperature sensor	E3	OE 1346030	
		134	08/85 → 07/88	SPA129	Coolant temperature sensor	E3	OE 1346030
		140	08/89 → 07/90	SAG059	Crankshaft sensor	B3	OE 1389399
		SPA129	Coolant temperature sensor	E3	OE 1346030		
	125	09/89 → 08/91	SAG059	Crankshaft sensor	B3	OE 1389399	
		SPA129	Coolant temperature sensor	E3	OE 1346030		
2.4 Diesel	60	08/85 → 07/88	SAA102	Oil pressure switches	F1	OE 1257137	
2.4 TD Interc.	90	08/86 → 07/88	SAA102	Oil pressure switches	F1	OE 1257137	
2.4 Turbo-Diesel	80	09/85 → 07/92	SAG059	Crankshaft sensor	B3	OE 1389399	
			SAA102	Oil pressure switches	F1	OE 1257137	
760 (704, 764)							
2.3	121	01/88 → 07/92	SPA129	Coolant temperature sensor	E3	OE 1346030	
	130	08/84 → 08/87	SPA129	Coolant temperature sensor	E3	OE 1346030	
2.3 Turbo	115	09/87 → 08/90	SPA129	Coolant temperature sensor	E3	OE 1346030	
2.3 Turbo (704)	134	08/84 → 10/88	SPA129	Coolant temperature sensor	E3	OE 1346030	
2.4 D	60	01/82 → 07/92	SAG059	Crankshaft sensor	B3	OE 1389399	
2.4 TD Interc. (704)	85	08/87 → 07/92	SAG059	Crankshaft sensor	B3	OE 1389399	
			SAA102	Oil pressure switches	F1	OE 1257137	
2.4 Turbo Diesel (704)	80	04/87 → 07/92	SAG059	Crankshaft sensor	B3	OE 1389399	
			SAA102	Oil pressure switches	F1	OE 1257137	
	82	08/82 → 07/87	SAA102	Oil pressure switches	F1	OE 1257137	
2.8	125	09/87 → 08/90	SPA129	Coolant temperature sensor	E3	OE 1346030	
2.8 (704)	105	05/86 → 08/91	SPA129	Coolant temperature sensor	E3	OE 1346030	
2.8 (704, 764)	115	08/81 → 07/88	SPA129	Coolant temperature sensor	E3	OE 1346030	
2.8 (764)	108	08/86 → 07/90	SPA129	Coolant temperature sensor	E3	OE 1346030	
760 Kombi (704, 765)							
2.3 Turbo	134	08/84 → 07/89	SAG047	Crankshaft sensor	B3	OE 1317030	
		08/84 → 08/90	SPA129	Coolant temperature sensor	E3	OE 1346030	
	115	09/87 → 08/90	SPA129	Coolant temperature sensor	E3	OE 1346030	
2.4 D	60	01/82 → 07/92	SAG059	Crankshaft sensor	B3	OE 1389399	
2.4 TD Interc. (765)	85	08/87 → 07/92	SAG059	Crankshaft sensor	B3	OE 1389399	
			SAA102	Oil pressure switches	F1	OE 1257137	
2.8	125	08/84 → 08/90	SPA129	Coolant temperature sensor	E3	OE 1346030	
2.8 (765)	105	05/86 → 08/91	SPA129	Coolant temperature sensor	E3	OE 1346030	
	115	08/86 → 08/90	SPA129	Coolant temperature sensor	E3	OE 1346030	
	95	05/86 → 12/87	SPA129	Coolant temperature sensor	E3	OE 1346030	
780 (782)							
2.9	115	08/86 → 07/87	SPA129	Coolant temperature sensor	E3	OE 1346030	
	108	08/87 → 07/90	SPA129	Coolant temperature sensor	E3	OE 1346030	
850 (854)							
2.0	105	06/91 → 12/96	SAG084	Crankshaft sensor	B3	OE 3507941	
	93	08/94 → 12/96	SAG084	Crankshaft sensor	B3	OE 3507941	
2.0 Turbo	155	08/93 → 12/96	SAG084	Crankshaft sensor	B3	OE 3507941	
	132	09/93 → 10/96	SAG084	Crankshaft sensor	B3	OE 3507941	

	KW			DESCRIPTION	TYPE	
VOLVO						
850 (854)						
2.3 T5	166	08/93 → 07/96	SAG084	Crankshaft sensor	B3	OE 3507941
2.3 T5-R	184	08/95 → 12/96	SAG084	Crankshaft sensor	B3	OE 3507941
2.3 Turbo R	177	06/95 → 10/96	SAG084	Crankshaft sensor	B3	OE 3507941
2.4	103	06/91 → 07/94	SAG084	Crankshaft sensor	B3	OE 3507941
	125	08/91 → 12/96	SAG084	Crankshaft sensor	B3	OE 3507941
	106	08/94 → 12/96	SAG084	Crankshaft sensor	B3	OE 3507941
2.4 GLE	142	09/93 → 10/97	SAG084	Crankshaft sensor	B3	OE 3507941
2.5 TDI	103	08/95 → 12/96	APS42	Intake pressure sensor	A3	OE 1275170
			SPA121	Coolant temperature sensor	E3	OE 1275494
850 Station wagon (855)						
2.0	93	08/94 → 12/96	SAG084	Crankshaft sensor	B3	OE 3507941
	105	02/93 → 12/96	SAG084	Crankshaft sensor	B3	OE 3507941
2.0 Turbo	155	02/93 → 12/96	SAG084	Crankshaft sensor	B3	OE 3507941
	132	09/93 → 10/97	SAG084	Crankshaft sensor	B3	OE 3507941
2.3 T5	166	02/93 → 12/96	SAG084	Crankshaft sensor	B3	OE 3507941
2.3 T5-R	184	08/95 → 12/96	SAG084	Crankshaft sensor	B3	OE 3507941
2.3 Turbo R	177	06/95 → 10/97	SAG084	Crankshaft sensor	B3	OE 3507941
2.4	125	09/92 → 12/96	SAG084	Crankshaft sensor	B3	OE 3507941
	103	08/92 → 07/94	SAG084	Crankshaft sensor	B3	OE 3507941
	106	08/94 → 12/96	SAG084	Crankshaft sensor	B3	OE 3507941
2.4 AWD	142	04/96 → 12/96	SAG084	Crankshaft sensor	B3	OE 3507941
2.4 GLE	142	09/93 → 10/97	SAG084	Crankshaft sensor	B3	OE 3507941
2.5 TDI	103	08/95 → 12/96	APS42	Intake pressure sensor	A3	OE 1275170
			SPA121	Coolant temperature sensor	E3	OE 1275494
940 (944)						
2.0	82	01/92 → 07/94	SAG059	Crankshaft sensor	B3	OE 1389399
			SPA129	Coolant temperature sensor	E3	OE 1346030
			SPA129	Coolant temperature sensor	E3	OE 1346030
2.0 Turbo	114	08/90 → 12/94	SPA129	Coolant temperature sensor	E3	OE 1346030
2.3	96	08/90 → 12/94	SAG059	Crankshaft sensor	B3	OE 1389399
			SPA129	Coolant temperature sensor	E3	OE 1346030
	85	08/92 → 07/94	SAG059	Crankshaft sensor	B3	OE 1389399
			SPA129	Coolant temperature sensor	E3	OE 1346030
	114	08/90 → 07/91	SAG059	Crankshaft sensor	B3	OE 1389399
			SPA129	Coolant temperature sensor	E3	OE 1346030
2.3 Turbo	121	08/90 → 07/94	SAG059	Crankshaft sensor	B3	OE 1389399
			SPA129	Coolant temperature sensor	E3	OE 1346030
			SPA129	Coolant temperature sensor	E3	OE 1346030
2.4 D	60	08/90 → 12/94	SAG059	Crankshaft sensor	B3	OE 1389399
			SAA102	Oil pressure switches	F1	OE 1257137
2.4 TD Intercooler	90	08/90 → 12/94	SAG059	Crankshaft sensor	B3	OE 1389399
			SAA102	Oil pressure switches	F1	OE 1257137
2.4 Turbo Diesel	80	08/90 → 12/94	SAG059	Crankshaft sensor	B3	OE 1389399
			SAA102	Oil pressure switches	F1	OE 1257137
940 II (944)						
2.0	89	11/94 → 12/95	SAG059	Crankshaft sensor	B3	OE 1389399
			SPA129	Coolant temperature sensor	E3	OE 1346030
2.0 Turbo	114	04/96 → 10/98	SPA129	Coolant temperature sensor	E3	OE 1346030
2.3	96	08/94 → 10/98	SAG059	Crankshaft sensor	B3	OE 1389399
			SPA129	Coolant temperature sensor	E3	OE 1346030
	85	08/94 → 07/95	SAG059	Crankshaft sensor	B3	OE 1389399
			SPA129	Coolant temperature sensor	E3	OE 1346030

	kW			DESCRIPTION	TYPE	
VOLVO						
940 II (944)						
2.3 ti	99	01/95 → 10/98	SAG059	Crankshaft sensor	B3	OE 1389399
			SPA129	Coolant temperature sensor	E3	OE 1346030
2.3 Turbo	121	08/94 → 10/98	SPA129	Coolant temperature sensor	E3	OE 1346030
	126	01/95 → 12/98	SAG059	Crankshaft sensor	B3	OE 1389399
2.4 TD Interc.	90	08/94 → 10/98	SAA102	Oil pressure switches	F1	OE 1257137
940 II Station wagon (945)						
2.0 Turbo	114	04/96 → 10/98	SPA129	Coolant temperature sensor	E3	OE 1346030
2.3	96	08/94 → 10/98	SAG059	Crankshaft sensor	B3	OE 1389399
			SPA129	Coolant temperature sensor	E3	OE 1346030
	85	08/94 → 07/95	SAG059	Crankshaft sensor	B3	OE 1389399
			SPA129	Coolant temperature sensor	E3	OE 1346030
2.3 ti	99	01/95 → 10/98	SAG059	Crankshaft sensor	B3	OE 1389399
			SPA129	Coolant temperature sensor	E3	OE 1346030
2.3 Turbo	121	08/94 → 10/98	SPA129	Coolant temperature sensor	E3	OE 1346030
	126	08/95 → 10/98	SPA129	Coolant temperature sensor	E3	OE 1346030
2.4 TD Interc.	90	08/94 → 10/98	SAA102	Oil pressure switches	F1	OE 1257137
940 Kombi (945)						
2.0	82	01/92 → 07/94	SAG059	Crankshaft sensor	B3	OE 1389399
			SPA129	Coolant temperature sensor	E3	OE 1346030
2.0 GL	103	09/90 → 04/92	SPA129	Coolant temperature sensor	E3	OE 1346030
2.0 Turbo	114	01/91 → 07/95	SAG059	Crankshaft sensor	B3	OE 1389399
			SPA129	Coolant temperature sensor	E3	OE 1346030
2.3	96	08/90 → 12/94	SAG059	Crankshaft sensor	B3	OE 1389399
			SPA129	Coolant temperature sensor	E3	OE 1346030
	85	08/92 → 07/94	SAG059	Crankshaft sensor	B3	OE 1389399
			SPA129	Coolant temperature sensor	E3	OE 1346030
	114	08/90 → 07/91	SAG059	Crankshaft sensor	B3	OE 1389399
			SPA129	Coolant temperature sensor	E3	OE 1346030
2.3 Turbo	121	08/90 → 07/94	SAG059	Crankshaft sensor	B3	OE 1389399
			SPA129	Coolant temperature sensor	E3	OE 1346030
	140	08/91 → 07/93	SPA129	Coolant temperature sensor	E3	OE 1346030
2.4 D	60	08/90 → 07/95	SAG059	Crankshaft sensor	B3	OE 1389399
			SAA102	Oil pressure switches	F1	OE 1257137
2.4 TD Intercooler	90	08/90 → 08/94	SAG059	Crankshaft sensor	B3	OE 1389399
			SAA102	Oil pressure switches	F1	OE 1257137
2.4 Turbo Diesel	80	08/90 → 07/94	SAG059	Crankshaft sensor	B3	OE 1389399
			SAA102	Oil pressure switches	F1	OE 1257137
960 (964)						
2.0	140	08/90 → 09/93	SPA129	Coolant temperature sensor	E3	OE 1346030
	103	09/90 → 08/93	SPA129	Coolant temperature sensor	E3	OE 1346030
2.3 Turbo	121	09/90 → 08/93	SPA129	Coolant temperature sensor	E3	OE 1346030
2.4 TD Interc.	85	09/91 → 07/94	SAG059	Crankshaft sensor	B3	OE 1389399
			SAA102	Oil pressure switches	F1	OE 1257137
2.8 GL	108	09/90 → 05/92	SPA129	Coolant temperature sensor	E3	OE 1346030
2.9	150	08/90 → 07/94	SAG059	Crankshaft sensor	B3	OE 1389399
			SAG084	Crankshaft sensor	B3	OE 3507941
960 II (964)						
2.5	125	07/94 → 12/96	SAG084	Crankshaft sensor	B3	OE 3507941
2.9	150	07/94 → 12/96	SAG084	Crankshaft sensor	B3	OE 3507941
960 II Station wagon (965)						
2.5	125	08/94 → 12/96	SAG084	Crankshaft sensor	B3	OE 3507941
2.9	150	09/94 → 12/96	SAG084	Crankshaft sensor	B3	OE 3507941

	KW			DESCRIPTION	TYPE	
VOLVO						
960 Kombi (965)						
2.0	140	08/90 → 09/93	SPA129	Coolant temperature sensor	E3	OE 1346030
	103	09/90 → 08/93	SPA129	Coolant temperature sensor	E3	OE 1346030
2.3 Turbo	121	09/90 → 08/93	SPA129	Coolant temperature sensor	E3	OE 1346030
2.4 TD Interc.	85	09/91 → 07/94	SAG059	Crankshaft sensor	B3	OE 1389399
			SAA102	Oil pressure switches	F1	OE 1257137
2.9	150	08/90 → 07/94	SAG059	Crankshaft sensor	B3	OE 1389399
			SAG084	Crankshaft sensor	B3	OE 3507941
C30 (533)						
1.6	74	10/06 → 12/12	APS13	Intake pressure sensor	A3	OE 30711659
			SAD038	Knock sensor	B1	OE 30711662
			SAC004	Camshaft sensor	B2	OE 30711663
			SAG008	Crankshaft sensor	B3	OE 30711660
			MWSS045	ABS sensor	D1	OE 30748149; Position: front axle left and right
			MWSS046	ABS sensor	D1	OE 30648986; Position: rear axle left and right
			SPA170	Coolant temperature sensor	E3	OE 30711661
			SPA179	Coolant temperature sensor	E3	OE 31216653
1.6 D	80	10/06 → 12/12	SAA115	Oil pressure switches	F1	OE 30711658
			ATS22	Air temperature sensor	A1	OE 30777255
			APS38	Intake pressure sensor	A3	OE 31216185
			SAC096	Camshaft sensor	B2	OE 30711105
			SAG167	Crankshaft sensor	B3	OE 31216677
			SPS006	Exhaust gas pressure sensor	C2	OE 30684336
			MWSS045	ABS sensor	D1	OE 30748149; Position: front axle left and right
			MWSS046	ABS sensor	D1	OE 30648986; Position: rear axle left and right
1.6 D2	84	10/10 → 12/12	SPA172	Coolant temperature sensor	E3	OE 30757235
			SAA118	Oil pressure switches	F1	OE 30725229
			APS123	Intake pressure sensor	A3	OE 30725679
			SAC099	Camshaft sensor	B2	OE 31319621
			SAG167	Crankshaft sensor	B3	OE 31216677
			MWSS045	ABS sensor	D1	OE 30748149; Position: front axle left and right
			MWSS046	ABS sensor	D1	OE 30648986; Position: rear axle left and right
			SPA172	Coolant temperature sensor	E3	OE 30757235
2.0 D	100	10/06 → 12/12	ATS22	Air temperature sensor	A1	OE 30777255
			APS38	Intake pressure sensor	A3	OE 31216185
			SAC096	Camshaft sensor	B2	OE 30711105
			SAG169	Crankshaft sensor	B3	OE 8653703
			SPS006	Exhaust gas pressure sensor	C2	OE 30684336
			MWSS045	ABS sensor	D1	OE 30748149; Position: front axle left and right
			MWSS046	ABS sensor	D1	OE 30648986; Position: rear axle left and right
			SPA172	Coolant temperature sensor	E3	OE 30757235
SAA118	Oil pressure switches	F1	OE 30725229			
C70 I Cabriolet (873)						
2.0	132	03/98 → 10/05	SAG084	Crankshaft sensor	B3	OE 3507941
2.0 T	166	03/98 → 10/05	SAG084	Crankshaft sensor	B3	OE 3507941
2.3 T5	176	03/98 → 10/05	SAG084	Crankshaft sensor	B3	OE 3507941
2.4 T	142	03/98 → 10/05	SAG084	Crankshaft sensor	B3	OE 3507941

	kW			DESCRIPTION	TYPE	
VOLVO						
C70 I Coupé (872)						
2.0	132	03/97 → 09/02	SAG084	Crankshaft sensor	B3	OE 3507941
2.0 T	166	03/97 → 09/02	SAG084	Crankshaft sensor	B3	OE 3507941
2.3 T-5	176	03/97 → 09/02	SAG084	Crankshaft sensor	B3	OE 3507941
2.4 T	142	03/97 → 09/02	SAG084	Crankshaft sensor	B3	OE 3507941
FE						
FE 240-22	177	05/06 →	SPA103	Coolant temperature sensor	E3	OE 20153340
			APS134	Fuel pressure sensor	F2	OE 20792328
FE 240-26	177	05/06 →	SPA103	Coolant temperature sensor	E3	OE 20153340
			APS134	Fuel pressure sensor	F2	OE 20792328
FE 260-26	191	05/06 →	SPA103	Coolant temperature sensor	E3	OE 20153340
			APS134	Fuel pressure sensor	F2	OE 20792328
FE II						
FE 260-26	191	05/12 →	APS134	Fuel pressure sensor	F2	OE 20792328
FE 280-26	206	05/12 →	APS134	Fuel pressure sensor	F2	OE 20792328
FE 300-18	221	05/12 →	APS134	Fuel pressure sensor	F2	OE 20792328
FE 320-18	235	05/12 →	APS134	Fuel pressure sensor	F2	OE 20792328
FE 340-26	250	05/12 →	APS134	Fuel pressure sensor	F2	OE 20792328
FH						
400	294	09/05 →	SAG019	Crankshaft sensor	B3	OE 20513343
			SAG225	Crankshaft sensor	B3	OE 1077500
			SPA103	Coolant temperature sensor	E3	OE 20153340
			SAG019	Crankshaft sensor	B3	OE 20513343
			SAG225	Crankshaft sensor	B3	OE 1077500
			SPA103	Coolant temperature sensor	E3	OE 20153340
			SAG019	Crankshaft sensor	B3	OE 20513343
			SAG225	Crankshaft sensor	B3	OE 1077500
420	309	01/09 →	SAG225	Crankshaft sensor	B3	OE 1077500
			SPA103	Coolant temperature sensor	E3	OE 20153340
			SAG225	Crankshaft sensor	B3	OE 1077500
			SPA103	Coolant temperature sensor	E3	OE 20153340
			SAG225	Crankshaft sensor	B3	OE 1077500
			SPA103	Coolant temperature sensor	E3	OE 20153340
			SAG225	Crankshaft sensor	B3	OE 1077500
			SPA103	Coolant temperature sensor	E3	OE 20153340
440	324	09/05 →	SAG019	Crankshaft sensor	B3	OE 20513343
			SAG225	Crankshaft sensor	B3	OE 1077500
			SPA103	Coolant temperature sensor	E3	OE 20153340
			SAG019	Crankshaft sensor	B3	OE 20513343
			SAG225	Crankshaft sensor	B3	OE 1077500
			SPA103	Coolant temperature sensor	E3	OE 20153340
			SAG019	Crankshaft sensor	B3	OE 20513343
			SAG225	Crankshaft sensor	B3	OE 1077500
			SPA103	Coolant temperature sensor	E3	OE 20153340
			SAG019	Crankshaft sensor	B3	OE 20513343
			SAG225	Crankshaft sensor	B3	OE 1077500
			SPA103	Coolant temperature sensor	E3	OE 20153340
			SAG019	Crankshaft sensor	B3	OE 20513343
			SAG225	Crankshaft sensor	B3	OE 1077500
			SPA103	Coolant temperature sensor	E3	OE 20153340
			460	338	01/09 →	SAG225
SPA103	Coolant temperature sensor	E3				OE 20153340

			KW			DESCRIPTION	TYPE	
VOLVO								
FH								
480	353	09/05 →	SAG019	Crankshaft sensor	B3	OE 20513343		
			SAG225	Crankshaft sensor	B3	OE 1077500		
			SPA103	Coolant temperature sensor	E3	OE 20153340		
			SAG019	Crankshaft sensor	B3	OE 20513343		
			SAG225	Crankshaft sensor	B3	OE 1077500		
			SPA103	Coolant temperature sensor	E3	OE 20153340		
500	368	09/07 →	SAG225	Crankshaft sensor	B3	OE 1077500		
			SPA103	Coolant temperature sensor	E3	OE 20153340		
		09/05 →	SAG019	Crankshaft sensor	B3	OE 20513343		
			SAG225	Crankshaft sensor	B3	OE 1077500		
		01/09 →	SPA103	Coolant temperature sensor	E3	OE 20153340		
			SAG225	Crankshaft sensor	B3	OE 1077500		
		09/05 →	SAG225	Crankshaft sensor	B3	OE 1077500		
			SAG019	Crankshaft sensor	B3	OE 20513343		
520	382	09/05 →	SAG019	Crankshaft sensor	B3	OE 20513343		
			SAG225	Crankshaft sensor	B3	OE 1077500		
			SPA103	Coolant temperature sensor	E3	OE 20153340		
			SAG019	Crankshaft sensor	B3	OE 20513343		
			SAG225	Crankshaft sensor	B3	OE 1077500		
			SPA103	Coolant temperature sensor	E3	OE 20153340		
			SAG019	Crankshaft sensor	B3	OE 20513343		
			SAG225	Crankshaft sensor	B3	OE 1077500		
540	397	01/09 →	SAG225	Crankshaft sensor	B3	OE 1077500		
			SPA103	Coolant temperature sensor	E3	OE 20153340		
			SAG225	Crankshaft sensor	B3	OE 1077500		
			SPA103	Coolant temperature sensor	E3	OE 20153340		
FH 16								
FH 16/660	485	09/06 →	SPA103	Coolant temperature sensor	E3	OE 20153340		
			SPA103	Coolant temperature sensor	E3	OE 20153340		
FL II								
FL 240-12	177	05/06 →	SPA103	Coolant temperature sensor	E3	OE 20153340		
			APS134	Fuel pressure sensor	F2	OE 20792328		
			SPA103	Coolant temperature sensor	E3	OE 20153340		
			APS134	Fuel pressure sensor	F2	OE 20792328		
FL 240-14	177	06/09 →	SPA103	Coolant temperature sensor	E3	OE 20153340		
			APS134	Fuel pressure sensor	F2	OE 20792328		
FL 260-15	191	06/09 →	SPA103	Coolant temperature sensor	E3	OE 20153340		
			APS134	Fuel pressure sensor	F2	OE 20792328		
FL 260-18	191	06/09 →	SPA103	Coolant temperature sensor	E3	OE 20153340		
			APS134	Fuel pressure sensor	F2	OE 20792328		
FL 280-14	206	06/09 →	SPA103	Coolant temperature sensor	E3	OE 20153340		
			APS134	Fuel pressure sensor	F2	OE 20792328		
FL 290-14	213	06/09 →	SPA103	Coolant temperature sensor	E3	OE 20153340		
			APS134	Fuel pressure sensor	F2	OE 20792328		
FL III								
FL 240-12	177	05/13 →	APS134	Fuel pressure sensor	F2	OE 20792328		
FL 240-15	177	05/13 →	APS134	Fuel pressure sensor	F2	OE 20792328		
FL 260-12	191	05/13 →	APS134	Fuel pressure sensor	F2	OE 20792328		
FL 260-15	191	05/13 →	APS134	Fuel pressure sensor	F2	OE 20792328		
FL 260-16	191	05/13 →	APS134	Fuel pressure sensor	F2	OE 20792328		
FL 280-16	206	05/13 →	APS134	Fuel pressure sensor	F2	OE 20792328		
FL 280-18	206	05/13 →	APS134	Fuel pressure sensor	F2	OE 20792328		
FL 290-16	213	05/13 →	APS134	Fuel pressure sensor	F2	OE 20792328		

	kW			DESCRIPTION	TYPE	
VOLVO						
FM						
FM 300	221	09/05 →	SPA103	Coolant temperature sensor	E3	OE 20153340
FM 340	250	09/05 →	SPA103	Coolant temperature sensor	E3	OE 20153340
FM 360	264	09/05 →	SAG019	Crankshaft sensor	B3	OE 20513343
			SPA103	Coolant temperature sensor	E3	OE 20153340
FM 380	280	09/05 →	SPA103	Coolant temperature sensor	E3	OE 20153340
			SPA103	Coolant temperature sensor	E3	OE 20153340
			SAG019	Crankshaft sensor	B3	OE 20513343
			SPA103	Coolant temperature sensor	E3	OE 20153340
			SAG019	Crankshaft sensor	B3	OE 20513343
			SPA103	Coolant temperature sensor	E3	OE 20153340
FM 400	294	09/05 →	SAG019	Crankshaft sensor	B3	OE 20513343
			SPA103	Coolant temperature sensor	E3	OE 20153340
FM 420	309	09/05 →	SAG019	Crankshaft sensor	B3	OE 20513343
			SPA103	Coolant temperature sensor	E3	OE 20153340
			SAG019	Crankshaft sensor	B3	OE 20513343
			SPA103	Coolant temperature sensor	E3	OE 20153340
FM 460	338	09/05 →	SAG019	Crankshaft sensor	B3	OE 20513343
			SPA103	Coolant temperature sensor	E3	OE 20153340
FM 480	353	09/05 →	SPA103	Coolant temperature sensor	E3	OE 20153340
FM 500	368	09/05 →	SAG019	Crankshaft sensor	B3	OE 20513343
			SPA103	Coolant temperature sensor	E3	OE 20153340
S40 I (644)						
1.6	80	03/99 → 12/03	KITPF2C	Throttle position sensors	A2	OE 9146315
			APS45	Intake pressure sensor	A3	OE 1378162
			SAG085	Crankshaft sensor	B3	OE 30816491
			SAG086	Crankshaft sensor	B3	OE 1270603
			SPA135	Coolant temperature sensor	E3	OE 9186008
			SPA139	Coolant temperature sensor	E3	OE 9125463
1.8	90	03/99 → 12/03	KITPF2C	Throttle position sensors	A2	OE 9146315
			APS45	Intake pressure sensor	A3	OE 1378162
			SAG085	Crankshaft sensor	B3	OE 30816491
			SAG086	Crankshaft sensor	B3	OE 1270603
			SPA135	Coolant temperature sensor	E3	OE 9186008
			SPA139	Coolant temperature sensor	E3	OE 9125463
1.9 DI	70	03/99 → 07/00	SAG052	Crankshaft sensor	B3	OE 30865096
	85	07/00 → 12/03	KITPF2C	Throttle position sensors	A2	OE 9146315
			APS28	Intake pressure sensor	A3	OE 30889795
			SAG153	Crankshaft sensor	B3	OE 30883794
			SAG246	Crankshaft sensor	B3	OE 30617112
			SPA169	Coolant temperature sensor	E3	OE 30883623
1.9 TD	66	07/95 → 08/99	SAG052	Crankshaft sensor	B3	OE 30865096
S40 II (544)						
1.6	74	01/05 → 12/12	APS13	Intake pressure sensor	A3	OE 30711659
			SAD038	Knock sensor	B1	OE 30711662
			SAC004	Camshaft sensor	B2	OE 30711663
			SAG008	Crankshaft sensor	B3	OE 30711660
			MWSS045	ABS sensor	D1	OE 30748149; Position: front axle left and right
			MWSS046	ABS sensor	D1	OE 30648986; Position: rear axle left and right
			SPA170	Coolant temperature sensor	E3	OE 30711661
			SPA179	Coolant temperature sensor	E3	OE 31216653
			SAA115	Oil pressure switches	F1	OE 30711658

	KW			DESCRIPTION	TYPE	
VOLVO						
S40 II (544)						
1.6 D	81	01/05 → 12/12	ATS22	Air temperature sensor	A1	OE 30777255
			APS38	Intake pressure sensor	A3	OE 31216185
			SAC096	Camshaft sensor	B2	OE 30711105
			SAG167	Crankshaft sensor	B3	OE 31216677
			SPS006	Exhaust gas pressure sensor	C2	OE 30684336
			MWSS045	ABS sensor	D1	OE 30748149; Position: front axle left and right
			MWSS046	ABS sensor	D1	OE 30648986; Position: rear axle left and right
			SPA172	Coolant temperature sensor	E3	OE 30757235
			SAA118	Oil pressure switches	F1	OE 30725229
1.8	92	04/04 → 12/10	APS19	Intake pressure sensor	A3	OE 30658184
			SAD036	Knock sensor	B1	OE 30658180
			SAC001	Camshaft sensor	B2	Without cable; Resistance [Ohm]: 450 - Number of poles: 2
			SAC092	Camshaft sensor	B2	OE 30658182; Assembly depth [mm]: 24,2 - Number of poles: 3
			SAG016	Camshaft sensor	B2	OE 30658179; Resistance [Ohm]: 400 - Number of poles: 2
			MWSS045	ABS sensor	D1	OE 30748149; Position: front axle left and right
			MWSS046	ABS sensor	D1	OE 30648986; Position: rear axle left and right
			SPA116	Fuel temperature sensor	E2	OE 30658181
			SPA179	Coolant temperature sensor	E3	OE 31216653
2.0 D	100	01/04 → 12/10	ATS22	Air temperature sensor	A1	OE 30777255
			APS38	Intake pressure sensor	A3	OE 31216185
			SAC096	Camshaft sensor	B2	OE 30711105
			SAG169	Crankshaft sensor	B3	OE 8653703
			SPS006	Exhaust gas pressure sensor	C2	OE 30684336
			MWSS045	ABS sensor	D1	OE 30748149; Position: front axle left and right
			MWSS046	ABS sensor	D1	OE 30648986; Position: rear axle left and right
			SPA172	Coolant temperature sensor	E3	OE 30757235
			SAA118	Oil pressure switches	F1	OE 30725229
2.4 D5	132	03/06 → 12/10	STS0089	Exhaust gas temperature sensor	C1	OE 30713642; Position: after soot particulate filter; Cable length: 483
S60 I (384)						
2.0 T	132	07/00 → 04/10	APS22	Intake pressure sensor	A3	OE 8677288
			SAG230	Crankshaft sensor	B3	OE 30713485
			SPA139	Coolant temperature sensor	E3	OE 9125463
			SPA168	Coolant temperature sensor	E3	OE 30874172
2.4	103	07/00 → 04/10	SVF015	Throttle position sensors	A2	OE 1336385
			SAG230	Crankshaft sensor	B3	OE 30713485
			SPA139	Coolant temperature sensor	E3	OE 9125463
2.4 D	96	05/01 → 04/10	SPA168	Coolant temperature sensor	E3	OE 30874172
			APS22	Intake pressure sensor	A3	OE 8677288
			SAC094	Camshaft sensor	B2	OE 8631533
2.4 D5	120	01/01 → 04/10	SPA168	Coolant temperature sensor	E3	OE 30874172
			APS22	Intake pressure sensor	A3	OE 8677288
			SAC094	Camshaft sensor	B2	OE 8631533

	kW			DESCRIPTION	TYPE	
VOLVO						
S60 II (134)						
D3	120	08/10 → 07/11	SAC117	Camshaft sensor	B2	OE 21123875
			SAG230	Crankshaft sensor	B3	OE 30713485
		04/10 → 12/14	STS0067	Exhaust gas temperature sensor	C1	OE 30713739; Position: after soot particulate filter; Cable length: 367
			STS0117	Exhaust gas temperature sensor	C1	OE 31303026; Position: after soot particulate filter; Cable length: 379
			STS0141	Exhaust gas temperature sensor	C1	OE 31303032; Position: before soot particulate filter; Cable length: 370
			SPS010	Exhaust gas pressure sensor	C2	OE 30785486
			SPS012	Exhaust gas pressure sensor	C2	OE 31293659
			SPA184	Coolant temperature sensor	E3	OE 30650752
S70 (874)						
2.0	93	01/97 → 11/00	SAG084	Crankshaft sensor	B3	OE 3507941
	105	01/97 → 11/00	SAG084	Crankshaft sensor	B3	OE 3507941
	132	01/97 → 11/00	SAG084	Crankshaft sensor	B3	OE 3507941
	120	01/97 → 11/00	SAG084	Crankshaft sensor	B3	OE 3507941
2.0 Turbo	155	01/97 → 11/00	SAG084	Crankshaft sensor	B3	OE 3507941
	166	01/97 → 11/00	SAG084	Crankshaft sensor	B3	OE 3507941
2.3	195	04/99 → 09/00	SAG084	Crankshaft sensor	B3	OE 3507941
2.3 T-5	176	01/97 → 11/00	SAG084	Crankshaft sensor	B3	OE 3507941
2.3 Turbo	184	01/97 → 11/00	SAG084	Crankshaft sensor	B3	OE 3507941
2.4	106	01/97 → 11/00	SAG084	Crankshaft sensor	B3	OE 3507941
	125	01/97 → 11/00	SAG084	Crankshaft sensor	B3	OE 3507941
2.4 AWD	106	11/96 → 05/99	SAG084	Crankshaft sensor	B3	OE 3507941
2.4 Bifuel	106	10/98 → 11/00	SAG084	Crankshaft sensor	B3	OE 3507941
2.4 T5 AWD	142	11/96 → 04/99	SAG084	Crankshaft sensor	B3	OE 3507941
2.4 Turbo	142	01/97 → 11/00	SAG084	Crankshaft sensor	B3	OE 3507941
2.5 TDI	103	01/97 → 11/00	APS42	Intake pressure sensor	A3	OE 1275170
			SPA121	Coolant temperature sensor	E3	OE 1275494
2.5 TDi AWD	103	10/99 → 09/00	APS42	Intake pressure sensor	A3	OE 1275170
			SPA121	Coolant temperature sensor	E3	OE 1275494
S80 I (184)						
2.4 D5	120	08/01 → 07/06	APS22	Intake pressure sensor	A3	OE 8677288
			SAC094	Camshaft sensor	B2	OE 8631533
			SPA168	Coolant temperature sensor	E3	OE 30874172
2.5 TDI	103	01/99 → 07/06	APS42	Intake pressure sensor	A3	OE 1275170
			SPA121	Coolant temperature sensor	E3	OE 1275494
S80 II (124)						
D5	136	03/06 →	SAC117	Camshaft sensor	B2	OE 21123875
			SAG230	Crankshaft sensor	B3	OE 30713485
			STS0067	Exhaust gas temperature sensor	C1	OE 30713739; Position: before soot particulate filter; Cable length: 367
			SPS010	Exhaust gas pressure sensor	C2	OE 30785486
			SPS012	Exhaust gas pressure sensor	C2	OE 31293659
			SPA168	Coolant temperature sensor	E3	OE 30874172
			SAA118	Oil pressure switches	F1	OE 30725229
			APS134	Fuel pressure sensor	F2	OE 20792328
S90 (964)						
2.5	125	11/96 → 10/98	SAG084	Crankshaft sensor	B3	OE 3507941
	132	11/96 → 10/97	SAG084	Crankshaft sensor	B3	OE 3507941
2.9	132	01/97 → 05/98	SAG084	Crankshaft sensor	B3	OE 3507941
	150	01/97 → 05/98	SAG084	Crankshaft sensor	B3	OE 3507941

	KW			DESCRIPTION	TYPE		
VOLVO							
V40 2 volumi /Coda spiovente (525, 526)							
D2	84	03/12 →	APS123	Intake pressure sensor	A3	OE 30725679	
			SAC099	Camshaft sensor	B2	OE 31319621	
			MWSS132	ABS sensor	D1	OE 13042888; Position: rear axle left and right	
			SPA172	Coolant temperature sensor	E3	OE 30757235	
88	02/15 →	SPS012	Exhaust gas pressure sensor	C2	OE 31293659		
		MWSS132	ABS sensor	D1	OE 13042888; Position: rear axle left and right		
D3	110	09/12 → 03/15	SAC117	Camshaft sensor	B2	OE 21123875	
			03/12 → 03/15	STS0117	Exhaust gas temperature sensor	C1	OE 31303026; Position: after soot particulate filter; Cable length: 379
				STS0141	Exhaust gas temperature sensor	C1	OE 31303032; Position: before soot particulate filter; Cable length: 370
		09/12 → 03/15	SPS012	Exhaust gas pressure sensor	C2	OE 31293659	
			04/15 →	MWSS132	ABS sensor	D1	OE 13042888; Position: rear axle left and right
				SPS012	Exhaust gas pressure sensor	C2	OE 31293659
D4	140	05/14 →	SPS012	Exhaust gas pressure sensor	C2	OE 31293659	
			MWSS132	ABS sensor	D1	OE 13042888; Position: rear axle left and right	
T2	90	02/15 →	APS107	Intake pressure sensor	A3	OE 31355973	
			MWSS132	ABS sensor	D1	OE 13042888; Position: rear axle left and right	
V40 Station wagon (645)							
1.8	90	03/99 → 06/04	KITPF2C	Throttle position sensors	A2	OE 9146315	
			APS45	Intake pressure sensor	A3	OE 1378162	
			SAG085	Crankshaft sensor	B3	OE 30816491	
			SAG086	Crankshaft sensor	B3	OE 1270603	
			SPA135	Coolant temperature sensor	E3	OE 9186008	
			SPA139	Coolant temperature sensor	E3	OE 9125463	
1.9 DI	70	03/99 → 07/00	SAG052	Crankshaft sensor	B3	OE 30865096	
			KITPF2C	Throttle position sensors	A2	OE 9146315	
	75	07/00 → 06/04	APS28	Intake pressure sensor	A3	OE 30889795	
			SAG153	Crankshaft sensor	B3	OE 30883794	
			SAG246	Crankshaft sensor	B3	OE 30617112	
			SPA169	Coolant temperature sensor	E3	OE 30883623	
	85	07/00 → 06/04	KITPF2C	Throttle position sensors	A2	OE 9146315	
			APS28	Intake pressure sensor	A3	OE 30889795	
			SAG153	Crankshaft sensor	B3	OE 30883794	
			SAG246	Crankshaft sensor	B3	OE 30617112	
1.9 TD	66	07/95 → 08/99	SPA169	Coolant temperature sensor	E3	OE 30883623	
			SAG052	Crankshaft sensor	B3	OE 30865096	
V50 (545)							
1.6 D	81	01/05 → 12/11	ATS22	Air temperature sensor	A1	OE 30777255	
			APS38	Intake pressure sensor	A3	OE 31216185	
			SAC096	Camshaft sensor	B2	OE 30711105	
			SAG167	Crankshaft sensor	B3	OE 31216677	
			SPS006	Exhaust gas pressure sensor	C2	OE 30684336	
			MWSS045	ABS sensor	D1	OE 30748149; Position: front axle left and right	
			MWSS046	ABS sensor	D1	OE 30648986; Position: rear axle left and right	
			SPA172	Coolant temperature sensor	E3	OE 30757235	

	kW			DESCRIPTION	TYPE	
VOLVO						
V50 (545)						
1.6 D	81	01/05 → 12/11	SAA118	Oil pressure switches	F1	OE 30725229
1.6 D2	84	01/10 → 12/12	APS123	Intake pressure sensor	A3	OE 30725679
			SAC099	Camshaft sensor	B2	OE 31319621
			SAG167	Crankshaft sensor	B3	OE 31216677
			MWSS045	ABS sensor	D1	OE 30748149; Position: front axle left and right
			SPA172	Coolant temperature sensor	E3	OE 30757235
1.8	92	04/04 → 12/10	APS19	Intake pressure sensor	A3	OE 30658184
			SAD036	Knock sensor	B1	OE 30658180
			SAC001	Camshaft sensor	B2	Without cable; Resistance [Ohm]: 450 - Number of poles: 2
			SAC092	Camshaft sensor	B2	OE 30658182; Assembly depth [mm]: 24,2 - Number of poles: 3
			SAG016	Camshaft sensor	B2	OE 30658179; Resistance [Ohm]: 400 - Number of poles: 2
			MWSS045	ABS sensor	D1	OE 30748149; Position: front axle left and right
			MWSS046	ABS sensor	D1	OE 30648986; Position: rear axle left and right
			SPA116	Fuel temperature sensor	E2	OE 30658181
			SPA179	Coolant temperature sensor	E3	OE 31216653
			SAA115	Oil pressure switches	F1	OE 30711658
2.0 D	100	04/04 → 12/10	ATS22	Air temperature sensor	A1	OE 30777255
			APS38	Intake pressure sensor	A3	OE 31216185
			SAC096	Camshaft sensor	B2	OE 30711105
			SAG169	Crankshaft sensor	B3	OE 8653703
			SPS006	Exhaust gas pressure sensor	C2	OE 30684336
			MWSS045	ABS sensor	D1	OE 30748149; Position: front axle left and right
			MWSS046	ABS sensor	D1	OE 30648986; Position: rear axle left and right
			SPA172	Coolant temperature sensor	E3	OE 30757235
			SAA118	Oil pressure switches	F1	OE 30725229
2.4 D5	132	03/06 → 12/10	STS0089	Exhaust gas temperature sensor	C1	OE 30713642; Position: after soot particulate filter; Cable length: 483
2.4 Tdi	120	05/07 → 12/10	STS0089	Exhaust gas temperature sensor	C1	OE 30713642; Position: after soot particulate filter; Cable length: 483
V60 I (155, 157)						
1.6 DRiVe	84	02/11 → 12/15	APS123	Intake pressure sensor	A3	OE 30725679
2.0 D3	110	03/15 →	SAC099	Camshaft sensor	B2	OE 31319621
			SPA172	Coolant temperature sensor	E3	OE 30757235
			SPS012	Exhaust gas pressure sensor	C2	OE 31293659
D3	100	05/12 → 12/15	SAC117	Camshaft sensor	B2	OE 21123875
			STS0117	Exhaust gas temperature sensor	C1	OE 31303026; Position: after soot particulate filter; Cable length: 379
			STS0141	Exhaust gas temperature sensor	C1	OE 31303032; Position: before soot particulate filter; Cable length: 370
			SPS010	Exhaust gas pressure sensor	C2	OE 30785486
			SPS012	Exhaust gas pressure sensor	C2	OE 31293659
D3 / D4	120	07/10 → 12/14	SAC117	Camshaft sensor	B2	OE 21123875
			SAG230	Crankshaft sensor	B3	OE 30713485
			STS0117	Exhaust gas temperature sensor	C1	OE 31303026; Position: after soot particulate filter; Cable length: 379
			STS0141	Exhaust gas temperature sensor	C1	OE 31303032; Position: before soot particulate filter; Cable length: 370

	KW			DESCRIPTION	TYPE	
VOLVO						
V60 I (155, 157)						
D3 / D4	120	07/10 → 12/14	SPS010	Exhaust gas pressure sensor	C2	OE 30785486
			SPA184	Coolant temperature sensor	E3	OE 30650752
D4	133	10/13 → 12/15	SPS012	Exhaust gas pressure sensor	C2	OE 31293659
V70 I (875, 876)						
2.0	93	12/95 → 03/00	SAG084	Crankshaft sensor	B3	OE 3507941
	105	12/95 → 03/00	SAG084	Crankshaft sensor	B3	OE 3507941
	132	11/96 → 03/00	SAG084	Crankshaft sensor	B3	OE 3507941
	120	01/97 → 12/00	SAG084	Crankshaft sensor	B3	OE 3507941
2.0 Turbo	155	12/95 → 03/00	SAG084	Crankshaft sensor	B3	OE 3507941
	166	11/96 → 12/00	SAG084	Crankshaft sensor	B3	OE 3507941
2.0 Turbo AWD	166	11/96 → 12/00	SAG084	Crankshaft sensor	B3	OE 3507941
2.3 AWD	195	12/98 → 02/00	SAG084	Crankshaft sensor	B3	OE 3507941
2.3 T AWD	184	04/97 → 03/00	SAG084	Crankshaft sensor	B3	OE 3507941
2.3 T-5	176	11/96 → 12/00	SAG084	Crankshaft sensor	B3	OE 3507941
2.3 T-5 AWD	176	01/97 → 12/00	SAG084	Crankshaft sensor	B3	OE 3507941
2.3 Turbo	184	12/95 → 03/00	SAG084	Crankshaft sensor	B3	OE 3507941
2.4	106	12/95 → 03/00	SAG084	Crankshaft sensor	B3	OE 3507941
	125	12/95 → 05/00	SAG084	Crankshaft sensor	B3	OE 3507941
2.4 Bifuel	106	05/98 → 12/99	SAG084	Crankshaft sensor	B3	OE 3507941
2.4 Turbo	142	04/96 → 12/00	SAG084	Crankshaft sensor	B3	OE 3507941
2.4 Turbo AWD	142	04/96 → 12/00	SAG084	Crankshaft sensor	B3	OE 3507941
2.5 TDI	103	12/95 → 12/00	APS42	Intake pressure sensor	A3	OE 1275170
			SPA121	Coolant temperature sensor	E3	OE 1275494
2.5 TDi AWD	103	11/96 → 02/00	APS42	Intake pressure sensor	A3	OE 1275170
			SPA121	Coolant temperature sensor	E3	OE 1275494
V70 II (285)						
2.4	103	03/00 → 08/07	SVF015	Throttle position sensors	A2	OE 1336385
			SAG230	Crankshaft sensor	B3	OE 30713485
			SPA139	Coolant temperature sensor	E3	OE 9125463
			SPA168	Coolant temperature sensor	E3	OE 30874172
	125	03/00 → 08/07	SVF015	Throttle position sensors	A2	OE 1336385
			SAG230	Crankshaft sensor	B3	OE 30713485
2.4 D5	120	01/01 → 12/08	APS22	Intake pressure sensor	A3	OE 8677288
			SAC094	Camshaft sensor	B2	OE 8631533
		08/06 → 12/08	SAC117	Camshaft sensor	B2	OE 21123875
			SAG230	Crankshaft sensor	B3	OE 30713485
	136	01/01 → 12/08	STS0103	Exhaust gas temperature sensor	C1	OE 30729648; Position: after soot particulate filter; Cable length: 486
			STS0167	Exhaust gas temperature sensor	C1	OE 30751456; Position: before soot particulate filter; Cable length: 477
			SPA168	Coolant temperature sensor	E3	OE 30874172
			APS134	Fuel pressure sensor	F2	OE 20792328
		04/05 → 12/08	SAC094	Camshaft sensor	B2	OE 8631533
			SAC117	Camshaft sensor	B2	OE 21123875
	04/05 → 12/08	SAG230	Crankshaft sensor	B3	OE 30713485	
		STS0103	Exhaust gas temperature sensor	C1	OE 30729648; Position: after soot particulate filter; Cable length: 486	
		STS0167	Exhaust gas temperature sensor	C1	OE 30751456; Position: before soot particulate filter; Cable length: 477	
		SPS006	Exhaust gas pressure sensor	C2	OE 30684336	
			SPA168	Coolant temperature sensor	E3	OE 30874172
			APS134	Fuel pressure sensor	F2	OE 20792328

	kW			DESCRIPTION	TYPE	
VOLVO						
V70 II (285)						
2.5 TDI	103	11/99 → 08/07	APS42	Intake pressure sensor	A3	OE 1275170
			SPA121	Coolant temperature sensor	E3	OE 1275494
V70 III (135)						
D3 / D4	120	08/10 → 12/15	SAC117	Camshaft sensor	B2	OE 21123875
			SAG230	Crankshaft sensor	B3	OE 30713485
		03/10 → 12/15	STS0117	Exhaust gas temperature sensor	C1	OE 31303026; Position: after soot particulate filter; Cable length: 379
			STS0141	Exhaust gas temperature sensor	C1	OE 31303032; Position: before soot particulate filter; Cable length: 370
			SPS010	Exhaust gas pressure sensor	C2	OE 30785486
			SPS012	Exhaust gas pressure sensor	C2	OE 31293659
D5	136	04/07 → 07/09	SPA184	Coolant temperature sensor	E3	OE 30650752
			SAC117	Camshaft sensor	B2	OE 21123875
			SAG230	Crankshaft sensor	B3	OE 30713485
			STS0067	Exhaust gas temperature sensor	C1	OE 30713739; Position: before soot particulate filter; Cable length: 367
			SPS010	Exhaust gas pressure sensor	C2	OE 30785486
			SPS012	Exhaust gas pressure sensor	C2	OE 31293659
V90 Station wagon (965)						
2.5	125	11/96 → 10/98	SAG084	Crankshaft sensor	B3	OE 3507941
2.9	132	01/97 → 12/98	SAG084	Crankshaft sensor	B3	OE 3507941
	150	01/97 → 12/98	SAG084	Crankshaft sensor	B3	OE 3507941
XC60 (156)						
2.4 D	129	08/09 → 07/10	SAC117	Camshaft sensor	B2	OE 21123875
			SAG230	Crankshaft sensor	B3	OE 30713485
		04/09 → 12/10	STS0067	Exhaust gas temperature sensor	C1	OE 30713739; Position: before soot particulate filter; Cable length: 367
			STS0141	Exhaust gas temperature sensor	C1	OE 31303032; Position: before soot particulate filter; Cable length: 370
			STS0183	Exhaust gas temperature sensor	C1	OE 31319265; Position: before soot particulate filter; Cable length: 468
			SPS010	Exhaust gas pressure sensor	C2	OE 30785486
			SPS012	Exhaust gas pressure sensor	C2	OE 31293659
2.4 D / D3 / D4 AWD	120	03/09 → 02/17	SPA184	Coolant temperature sensor	E3	OE 30650752
			SAC117	Camshaft sensor	B2	OE 21123875
		05/08 → 02/17	SAG230	Crankshaft sensor	B3	OE 30713485
			STS0067	Exhaust gas temperature sensor	C1	OE 30713739; Position: in front of the catalyst; Cable length: 367
			STS0117	Exhaust gas temperature sensor	C1	OE 31303026; Position: after soot particulate filter; Cable length: 379
			STS0141	Exhaust gas temperature sensor	C1	OE 31303032; Position: before soot particulate filter; Cable length: 370
			STS0183	Exhaust gas temperature sensor	C1	OE 31319265; Cable length: 468
			SPS010	Exhaust gas pressure sensor	C2	OE 30785486
			SPS012	Exhaust gas pressure sensor	C2	OE 31293659
			SPA168	Coolant temperature sensor	E3	OE 30874172
D3	100	04/12 → 12/15	SPA184	Coolant temperature sensor	E3	OE 30650752
			APS134	Fuel pressure sensor	F2	OE 20792328
			SAC117	Camshaft sensor	B2	OE 21123875
			STS0117	Exhaust gas temperature sensor	C1	OE 31303026; Position: for soot particulate filter; Cable length: 379

	KW			DESCRIPTION	TYPE			
VOLVO								
XC60 (156)								
D3	100	04/12 → 12/15	STS0141	Exhaust gas temperature sensor	C1	OE 31303032; Position: before soot particulate filter; Cable length: 370		
			SPS010	Exhaust gas pressure sensor	C2	OE 30785486		
			SPS012	Exhaust gas pressure sensor	C2	OE 31293659		
D3 / D4	120	03/15 → 02/17	SPS012	Exhaust gas pressure sensor	C2	OE 31293659		
			SAC117	Camshaft sensor	B2	OE 21123875		
		03/10 → 12/14	SAG230	Crankshaft sensor	B3	OE 30713485		
			STS0117	Exhaust gas temperature sensor	C1	OE 31303026; Position: after soot particulate filter; Cable length: 379		
			STS0141	Exhaust gas temperature sensor	C1	OE 31303032; Position: before soot particulate filter; Cable length: 370		
			SPS010	Exhaust gas pressure sensor	C2	OE 30785486		
			SPS012	Exhaust gas pressure sensor	C2	OE 31293659		
			SPA184	Coolant temperature sensor	E3	OE 30650752		
D4	133	10/13 → 12/15	SPS012	Exhaust gas pressure sensor	C2	OE 31293659		
	140	03/15 → 02/17	SPS012	Exhaust gas pressure sensor	C2	OE 31293659		
D4 AWD	133	10/13 → 12/15	SAC117	Camshaft sensor	B2	OE 21123875		
			STS0183	Exhaust gas temperature sensor	C1	OE 31319265; Position: in front of the catalyst; Cable length: 468		
			SPS010	Exhaust gas pressure sensor	C2	OE 30785486		
	140	03/15 → 02/17	SPS012	Exhaust gas pressure sensor	C2	OE 31293659		
			SPS010	Exhaust gas pressure sensor	C2	OE 30785486		
			SPS012	Exhaust gas pressure sensor	C2	OE 31293659		
D5 AWD	158	04/11 → 12/15	SAC117	Camshaft sensor	B2	OE 21123875		
			STS0067	Exhaust gas temperature sensor	C1	OE 30713739; Position: before soot particulate filter; Cable length: 367		
			STS0117	Exhaust gas temperature sensor	C1	OE 31303026; Position: after soot particulate filter; Cable length: 379		
			STS0141	Exhaust gas temperature sensor	C1	OE 31303032; Position: before soot particulate filter; Cable length: 370		
			STS0183	Exhaust gas temperature sensor	C1	OE 31319265; Cable length: 468		
			SPS010	Exhaust gas pressure sensor	C2	OE 30785486		
			SPS012	Exhaust gas pressure sensor	C2	OE 31293659		
			SPA184	Coolant temperature sensor	E3	OE 30650752		
			136	05/08 → 07/09	SAC117	Camshaft sensor	B2	OE 21123875
					SAG230	Crankshaft sensor	B3	OE 30713485
	STS0067	Exhaust gas temperature sensor			C1	OE 30713739; Position: before soot particulate filter; Cable length: 367		
	SPS010	Exhaust gas pressure sensor			C2	OE 30785486		
	SPS012	Exhaust gas pressure sensor			C2	OE 31293659		
	APS134	Fuel pressure sensor			F2	OE 20792328		
	151	07/09 → 06/11			SAC117	Camshaft sensor	B2	OE 21123875
					SAG230	Crankshaft sensor	B3	OE 30713485
					STS0067	Exhaust gas temperature sensor	C1	OE 30713739; Position: before soot particulate filter; Cable length: 367
					STS0117	Exhaust gas temperature sensor	C1	OE 31303026; Position: after soot particulate filter; Cable length: 379
			STS0183	Exhaust gas temperature sensor	C1	OE 31319265; Position: before soot particulate filter; Cable length: 468		
			SPS010	Exhaust gas pressure sensor	C2	OE 30785486		
162	03/15 → 02/17	SPS012	Exhaust gas pressure sensor	C2	OE 31293659			
		SPA184	Coolant temperature sensor	E3	OE 30650752			
		STS0183	Exhaust gas temperature sensor	C1	OE 31319265; Position: before soot particulate filter; Cable length: 468			
		SPS010	Exhaust gas pressure sensor	C2	OE 30785486			

	kW			DESCRIPTION	TYPE	
VOLVO						
XC60 (156)						
D5 AWD	162	03/15 → 02/17	SPS012	Exhaust gas pressure sensor	C2	OE 31293659
XC70 CROSS COUNTRY (295)						
2.4 D5 XC AWD	120	09/02 → 08/07	APS22	Intake pressure sensor	A3	OE 8677288
			SAC094	Camshaft sensor	B2	OE 8631533
		09/02 → 07/06	SAC117	Camshaft sensor	B2	OE 21123875
			09/02 → 08/07	SPA168	Coolant temperature sensor	E3
XC90 I (275)						
D5 AWD	147	01/11 → 12/14	APS22	Intake pressure sensor	A3	OE 8677288
			SAC117	Camshaft sensor	B2	OE 21123875
			SAG230	Crankshaft sensor	B3	OE 30713485
			STS0103	Exhaust gas temperature sensor	C1	OE 30729648; Position: after soot particulate filter; Cable length: 486
			STS0167	Exhaust gas temperature sensor	C1	OE 30751456; Position: before soot particulate filter; Cable length: 477
			SPS006	Exhaust gas pressure sensor	C2	OE 30684336
			SPA168	Coolant temperature sensor	E3	OE 30874172
			APS134	Fuel pressure sensor	F2	OE 20792328
			120	10/02 → 12/06	APS22	Intake pressure sensor
	SAC094	Camshaft sensor			B2	OE 8631533
	SPS006	Exhaust gas pressure sensor			C2	OE 30684336
	136	04/05 → 12/10	SPA168	Coolant temperature sensor	E3	OE 30874172
			SAC117	Camshaft sensor	B2	OE 21123875
			SAG230	Crankshaft sensor	B3	OE 30713485
			STS0103	Exhaust gas temperature sensor	C1	OE 30729648; Position: after soot particulate filter; Cable length: 486
			STS0167	Exhaust gas temperature sensor	C1	OE 30751456; Position: before soot particulate filter; Cable length: 477
			SPS006	Exhaust gas pressure sensor	C2	OE 30684336
	SPA168	Coolant temperature sensor	E3	OE 30874172		
	APS134	Fuel pressure sensor	F2	OE 20792328		
XC90 II (256)						
D4	140	06/15 → 12/18	SPS012	Exhaust gas pressure sensor	C2	OE 31293659
D5 AWD	165	09/14 → 12/16	SPS012	Exhaust gas pressure sensor	C2	OE 31293659
	173	03/16 → 12/19	SPS012	Exhaust gas pressure sensor	C2	OE 31293659


Applicazione per codice
Buyers guide
Zuordnung nach Bestellnummer
Affectations par références
Aplicación por referencia
Aplicação por código
Εφαρμογές ανά κωδικό
Zastosowanie dla kodu
Применение по коду
Koda göre uygulama



TYPE GROUP A1 – AIR TEMPERATURE SENSOR
ATS08 **215810400201**


OE 078906161

AUDI	A4 (8D2, B5)
VOLKSWAGEN	PASSAT (3A2, 35I)

ATS09 **215810400301**


OE 1730035

BMW	3 (E36)
BMW	5 (E34)
BMW	8 (E31)

ATS10 **215810400401**


OE 01238244

OPEL	ASTRA J (P10)
OPEL	MERIVA B MPV (S10)

ATS11 **215810400501**


OE 13621725323

BMW	3 (E36)
BMW	5 (E34)
BMW	7 (E38)

ATS12 **215810400601**



OE 06238331

OPEL	ASTRA G (T98)
OPEL	OMEGA B (V94)
OPEL	VECTRA B (J96)

ATS13 **215810400701**



OE 06B905379

AUDI	A3 (8P1)
AUDI	A4 (8E2, B6)
VOLKSWAGEN	GOLF V (1K1)

ATS14 **215810400801**


OE 96253552

CHEVROLET	AVEO / KALOS (T250, T255)
CHEVROLET	LACETTI (J200)
DAEWOO	MATIZ (M100, M150)

ATS15 **215810400901**


OE 11613449116

BMW	3 (E46)
BMW	X3 (E83)

ATS16 **215810401001**


OE 03G906051E; With integrated air pressure sensor

VOLKSWAGEN	GOLF VII (5G1, BQ1, BE1, BE2)
VOLKSWAGEN	POLO (6R1, 6C1)
VOLKSWAGEN	TIGUAN (5N_)

ATS17 **215810401101**



OE 012129596

OPEL	ASTRA G (T98)
OPEL	CORSA D (S07)
OPEL	MERIVA A MPV (X03)

ATS18 **215810401201**



OE 028906081

SEAT	IBIZA III (6L1)
VOLKSWAGEN	POLO (9N_)
VOLKSWAGEN	TRANSPORTER IV Autobus

ATS19 **215810401301**


OE 058905379

AUDI	A4 (8E2, B6)
VOLKSWAGEN	GOLF IV (1J1)
VOLKSWAGEN	PASSAT (3B3)

ATS21 **215810401501**


OE 0005422818

MERCEDES-BENZ	CLASSE A (W169)
MERCEDES-BENZ	CLASSE B (W245)
MERCEDES-BENZ	CLASSE C (W203)

ATS22 **215810401601**



OE 1920GF; OE 1251249

CITROËN	C3 I (FC_, FN_)
FORD	FIESTA VI (CB1, CCN)
PEUGEOT	207/207+ (WA_, WC_)

ATS23 **215810401701**


OE 1J0919379A

SEAT	IBIZA III (6L1)
VOLKSWAGEN	GOLF IV (1J1)
VOLKSWAGEN	POLO (9N_)

ATS24 **215810401801**


OE 1117860

FORD	FOCUS (DAW, DBW)
FORD	FUSION (JU_)
FORD	MONDEO III (B5Y)

IATS04 **230016073047**


OE 7700101451

RENAULT	CLIO II (BB_, CB_)
RENAULT	TWINGO II (CN0_)

IATS04/01 **230016073067**


OE 165802799R

RENAULT	CLIO III (BR0/1, CR0/1)
RENAULT	KANGOO Express (FC0/1_)
RENAULT	TWINGO I (C06_)

KITATS05 **219244250500**


OE 9942901

FIAT	SEICENTO / 600 (187_)
FIAT	SIENA (178_, 172_)

TYPE GROUP A2 – THROTTLE POSITION SENSORS
CA0077265/1 **810007726502**



OE 163529

CITROËN	C2 (JM_)
CITROËN	C3 I (FC_, FN_)
PEUGEOT	206 (2A/C)

IPF2C **215800192960**


OE 71738921

FIAT	DOBLO MPV (119_, 223_)
FIAT	PUNTO (188_)
FIAT	SEICENTO / 600 (187_)


KITPF1C **219244300500**


OE 7701044743

DACIA	LOGAN MCV (KS_)
RENAULT	CLIO II (BB_, CB_)
RENAULT	MEGANE I (BA0/1_)

TYPE GROUP A2 – Throttle position sensors

KITPF2C	219244240500
	
OE 7076359	
FIAT	PUNTO (188_)
FIAT	SEICENTO / 600 (187_)


PF90/018	230016080057
	
OE 1920.N0	
PEUGEOT	306 (7A, 7C, N3, N5)
PEUGEOT	405 II (4B)


SVF001	215810605000
	
OE 6181110	
FORD	ESCORT CLASSIC Turnier (ANL)
FORD	FIESTA IV (JA_, JB_)
FORD	FIESTA V (JH_, JD_)

SVF005	215810605500
	
OE 1001591	
FORD	ESCORT CLASSIC (AAL, ABL)
FORD	ESCORT CLASSIC Turnier (ANL)

SVF006	215810605600
	
OE 1027893	
FORD	ESCORT CLASSIC (AAL, ABL)
FORD	ESCORT CLASSIC Turnier (ANL)

SVF008	215810605800
	
OE 1053946	
FORD	FIESTA V (JH_, JD_)
FORD	FOCUS (DAW, DBW)
FORD	KA (RB_)

SVF009	215810605900
	
OE 195001102200	
ALFA ROMEO	164 (164_)


SVF010	215810606000
	
OE 1710559	
BMW	3 (E30)
BMW	5 (E34)

SVF011	215810606100
	
OE 3517037100	
HYUNDAI	ATOS (MX)

SVF012	215810606200
	
OE 13541717603	
BMW	3 (E30)


SVF013	215810606300
	
OE 017080671	
OPEL	ASTRA G (T98)
OPEL	ZAFIRA A MPV (T98)

SVF014	215810606400
	
OE 00817204	
OPEL	ASTRA F CLASSIC (T92)
OPEL	ASTRA G (T98)

SVF015 **215810606500**


OE 1336385

VOLVO	S60 I (384)
VOLVO	V70 II (285)

SVF016 **215810606600**



OE 3517022600; OE 226201F700; OE 05826473

HYUNDAI	GETZ (TB)
NISSAN	MICRA II (K11)
OPEL	CORSA B (S93)

TYPE GROUP A3 – INTAKE PRESSURE SENSOR
APS10 **215810003000**



OE 1827054

FORD	MONDEO III Turnier (BWY)
FORD	TRANSIT Furgonato (FA_)

APS11 **215810003100**



OE 1139330

FORD	FOCUS (DAW, DBW)
FORD	FOCUS Turnier (DNW)

APS12 **215810003200**



OE 1113276

FORD	FOCUS (DAW, DBW)
FORD	FOCUS Turnier (DNW)

APS13 **215810003300**



OE 1141598

FORD	FIESTA V (JH_, JD_)
FORD	FIESTA VI (CB1, CCN)
FORD	FOCUS II (DA_, HCP, DP)

APS14 **215810003400**


OE 1023008

FORD	TRANSIT (E_)
------	--------------

APS15 **215810003500**


OE 1041954

FORD	FOCUS (DAW, DBW)
FORD	FOCUS Turnier (DNW)
FORD	TRANSIT CONNECT (P65_70_80_)

APS16 **215810003600**



OE 1648138

FORD	FIESTA III (GFJ)
FORD	FIESTA IV (JA_, JB_)
FORD	TRANSIT (T_)

APS17 **215810003700**


OE 1086439













FORD	COURIER Furgonato (J5_, J3_)
FORD	FIESTA IV (JA_, JB_)
FORD	KA (RB_)

APS18 **215810003800**


OE 1110963

FORD	FIESTA IV (JA_, JB_)
------	----------------------

TYPE GROUP A3 – Intake pressure sensor

APS19	215810003900	APS20	215810004000	APS22	215810004200
					
OE 1119939		OE 9660603480; OE 1372511; OE 1920LA		OE 8677288	
FORD	FOCUS C-MAX (DM2)	FIAT	DUCATO Furgonato (250_, 290_)	VOLVO	S60 I (384)
FORD	FOCUS II (DA_, HCP, DP)	FORD	TRANSIT Furgonato (FA_)	VOLVO	V70 II (285)
FORD	MONDEO III (B5Y)	PEUGEOT	BOXER	VOLVO	XC90 I (275)
APS23	215810004300	APS24	215810004400	APS25	215810004500
					
OE 46811235		OE 5167895		OE 55206797; OE 504245257	
FIAT	DOBLO Cargo (223_)	SAAB	9-3 (YS3F, E79, D79, D75)	FIAT	DUCATO (250_, 290_)
FIAT	GRANDE PUNTO (199_)			IVECO	DAILY IV
FIAT	PANDA / PANDA CLASSIC (169_)				
APS26	215810004600	APS28	215810004800	APS29	215810004900
					
OE 024420761		OE 7700106886		OE 2379063111	
OPEL	ASTRA G (T98)	RENAULT	LAGUNA II (BG0/1_)	AUDI	80 (8C2, B4)
OPEL	VECTRA B (J96)			SEAT	IBIZA II (6K1)
APS30	215810005000	APS31	215810005100	APS32	215810005200
					
OE 13622246977		OE 46468682		OE 13617787142	
BMW	3 (E46)	ALFA ROMEO	147 (937_)	BMW	3 (E46)
BMW	5 (E39)	FIAT	MAREA Weekend (185_)	BMW	3 (E90)
		FIAT	PUNTO (188_)	BMW	5 (E60)

APS33 **215810005300**



OE 0041533028

MERCEDES-BENZ	CLASSE A (W169)
MERCEDES-BENZ	CLASSE C (W204)
MERCEDES-BENZ	SPRINTER 3,5-t (906)

APS34 **215810005400**


OE 7700111957

RENAULT	CLIO II (BB_, CB_)
RENAULT	KANGOO Express (FC0/1_)
RENAULT	SCÉNIC I MPV (JA0/1_, FA0_)

APS35 **215810005500**



OE 19207T

CITROËN	XSARA PICASSO (N68)
PEUGEOT	406 (8B)

APS37 **215810005700**



OE 223657266R

RENAULT	CLIO II (BB_, CB_)
RENAULT	KANGOO Express (FC0/1_)
RENAULT	SCÉNIC I MPV (JA0/1_, FA0_)

APS38 **215810005800**



OE 1920CZ

PEUGEOT	207/207+ (WA_, WC_)
PEUGEOT	307 (3A/C)

APS39 **215810005900**



OE 038906051

SEAT	LEON (1M1)
VOLKSWAGEN	GOLF IV (1J1)
VOLKSWAGEN	POLO (9N_)

APS40 **215810006000**


OE 038906051B

AUDI	A3 (8P1)
VOLKSWAGEN	GOLF V (1K1)
VOLKSWAGEN	POLO (9N_)

APS41 **215810006100**


OE 9132374

SAAB	9-3 Cabriolet (YS3D)
------	----------------------

APS42 **215810006200**


OE 13622244674

BMW	3 (E36)
BMW	5 (E39)

APS43 **215810006300**



OE 01247049

OPEL	ASTRA H (A04)
OPEL	COMBO
OPEL	MERIVA A MPV (X03)

APS44 **215810006400**


OE 01235046

OPEL	ASTRA G (T98)
OPEL	MERIVA A MPV (X03)

APS45 **215810006500**


OE 16137039

DAEWOO	MATIZ (M100, M150)
--------	--------------------

TYPE GROUP A3 – Intake pressure sensor

APS50	215810007000	APS55	215810007500	APS56	215810007600
					
OE 500351377; With integrated air temperature sensor		OE 46769979		OE 0K30E18211A	
FIAT	DUCATO Furgonato (244_)	FIAT	GRANDE PUNTO (199_)	KIA	RIO Tre volumi (DC_)
IVECO	DAILY III	FIAT	PUNTO EVO (199_)		
		LANCIA	YPSILON (843_)		
APS57	215810007700	APS58	215810007800	APS59	215810007900
					
OE 13327785354		OE LR001324		OE 46474585	
BMW	5 (E39)	LAND ROVER	FREELANDER 2 (L359)	FIAT	BRAVA (182_)
BMW	X5 (E53)	LAND ROVER	RANGE ROVER EVOQUE (L538)	FIAT	BRAVO I (182_)
APS60	215810008000	APS61	215810008100	APS62	215810008200
					
OE 0041533128		OE 0872679		OE 1920AC	
MERCEDES-BENZ	CLASSE A (W168)	MINI	MINI (R50, R53)	CITROËN	XSARA PICASSO (N68)
MERCEDES-BENZ	CLASSE C (W203)			PEUGEOT	307 CC (3B)
APS63	215810008300	APS64	215810008400	APS65	215810008500
					
OE 55194788		OE MHK100640		OE 96482570	
ALFA ROMEO	GIULIETTA (940_)	LAND ROVER	DEFENDER (L316)	CHEVROLET	LACETTI (J200)
FIAT	500L (351_, 352_)	LAND ROVER	DISCOVERY II (L318)		

APS67	215810008700
	
OE 223650754R	
RENAULT	GRAND SCÉNIC II (JM0/1_)


APS69	215810008900
	
OE MHK100820L	
LAND ROVER	FREELANDER (L314)


APS70	215810009000
	
OE 036906051G	
AUDI	A3 (8P1)
VOLKSWAGEN	GOLF VI Variant (AJ5)
VOLKSWAGEN	TRANSPORTER V (7H..7E..)


APS71	215810009100
	
OE 13627539811; OE 1920LW	
MINI	MINI (R56)
PEUGEOT	207/207+ (WA_, WC_)
PEUGEOT	308 I (4A_, 4C_)

APS73	215810009300
	
OE 37830P05A01	
HONDA	ACCORD VI (CK, CG, CH, CF8)
HONDA	HR-V (GH)


APS74	215810009400
	
OE 37830PGKA01	
HONDA	CIVIC VII (EU, EP, EV)
HONDA	JAZZ II (GD_, GE3, GE2)

APS75	215810009500
	
OE 1920KN; OE 8942152010	
CITROËN	C1 (PM_, PN_)
PEUGEOT	107 (PM_, PN_)
TOYOTA	AYGO (_B1_)

APS76	215810009600
	
OE 19200E	
PEUGEOT	206 (2A/C)









APS77	215810009700
	
OE 1920AJ	
CITROËN	C3 I (FC_, FN_)
PEUGEOT	206 (2A/C)
PEUGEOT	207/207+ (WA_, WC_)


APS78	215810009800
	
OE 1352477	
FORD	C-MAX (DM2)
FORD	FOCUS II (DA_, HCP, DP)
FORD	MONDEO IV (BA7)

APS79	215810009900
	
OE 1516717	
FORD	B-MAX (JK)
FORD	FIESTA VI (CB1, CCN)

APS80	215810010000
	
OE 3930003000	
HYUNDAI	i10 (PA)
HYUNDAI	i20 (PB, PBT)
KIA	PICANTO (TA)

TYPE GROUP A3 – Intake pressure sensor

APS81	215810010100	APS82	215810010200	APS83	215810010300
					
OE 3930022600		OE 1859055P00		OE 038906051C	
HYUNDAI	GETZ (TB)	SUZUKI	VITARA (LY)	VOLKSWAGEN	GOLF PLUS (5M1, 521)
KIA	PICANTO (SA)			VOLKSWAGEN	GOLF VI (5K1)
				VOLKSWAGEN	POLO (6R1, 6C1)
APS84	215810010400	APS85	215810010500	APS86	215810010600
					
OE 01238394		OE 2508500Q0B; OE 8200105165		OE 06B906051	
OPEL	ASTRA H (A04)	NISSAN	MICRA III (K12)	VOLKSWAGEN	GOLF V (1K1)
OPEL	ZAFIRA / ZAFIRA FAMILY B (A05)	RENAULT	CLIO II (BB_, CB_)	VOLKSWAGEN	POLO (6R1, 6C1)
		RENAULT	CLIO III (BR0/1, CR0/1)	VOLKSWAGEN	POLO (9N_)
APS87	215810010700	APS88	215810010800	APS89	215810010900
					
OE 03D906051		OE 25184083		OE 030906051	
SEAT	IBIZA III (6L1)	DAEWOO	MATIZ (M100, M150)	VOLKSWAGEN	LUPO (6X1, 6E1)
SKODA	FABIA I (6Y2)			VOLKSWAGEN	POLO (6N2)
VOLKSWAGEN	POLO (9N_)				
APS90	215810011000	APS91	215810011100	APS92	215810011200
					
OE 1920AN		OE 0279980411		OE 22365AX000	
CITROËN	XSARA PICASSO (N68)	VOLKSWAGEN	GOLF V (1K1)	NISSAN	MICRA III (K12)
PEUGEOT	206 (2A/C)	VOLKSWAGEN	POLO (6R1, 6C1)	NISSAN	NOTE (E11, NE11)
		VOLKSWAGEN	UP (121, 122, BL1, BL2)		

APS93 **215810011300**



OE 06238391

OPEL	ASTRA G (T98)
OPEL	FRONTERA B (U99)
OPEL	ZAFIRA A MPV (T98)

APS94 **215810011400**



OE 55238125

ALFA ROMEO	GIULIETTA (940_)
FIAT	DOBLO (263_)
FIAT	GRANDE PUNTO (199_)

APS95 **215810011500**



OE 12232201

CHEVROLET	ASTRA
-----------	-------

APS97 **215810011700**



OE 504073323

ALFA ROMEO	GIULIETTA (940_)
FIAT	DOBLO (263_)
FIAT	TIPO (356_)

APS98 **215810011800**



OE 71742176; OE 1859072F20

FIAT	SEDICI (FY_)
SUZUKI	JIMNY Fuoristrada chiuso (SN)
SUZUKI	SWIFT III (MZ, EZ)

APS99 **215810011900**


OE 223650001R

DACIA	SANDERO II
RENAULT	CAPTUR (J5_, H5_)
RENAULT	CLIO IV (BH_)

APS100 **215810012000**



OE 01235060

OPEL	ADAM (M13)
OPEL	CORSA D (S07)
OPEL	MERIVA B MPV (S10)

APS101 **215810012100**


OE 393002G000

HYUNDAI	iX35 (LM, EL, ELH)
KIA	SORENTO I (JC)
KIA	SPORTAGE (SL)

APS102 **215810012200**



OE 4518206910

SMART	FORTWO Cabrio (451)
SMART	FORTWO Coupé (451)

APS103 **215810012300**


OE 393002A600

HYUNDAI	i30 (GD)
HYUNDAI	i40 CW (VF)

APS104 **215810012400**


OE 0041538428













MERCEDES-BENZ	CLASSE C (W203)
MERCEDES-BENZ	CLASSE E (W211)
MERCEDES-BENZ	CLS (C219)

APS105 **215810012500**


OE 01238269

OPEL	ASTRA J (P10)
OPEL	MERIVA B MPV (S10)
OPEL	MOKKA / MOKKA X (J13)


TYPE GROUP A3 – Intake pressure sensor

APS106	215810012600	APS107	215810012700	APS108	215810012800
					
OE 1682141		OE 77366837		OE 03K906051	
FORD	FIESTA VI (CB1, CCN)	ALFA ROMEO	GIULIETTA (940_)	SKODA	FABIA III (NJ3)
FORD	FOCUS III	FIAT	500L (351_, 352_)		
APS109	215810012900	APS110	215810013000	APS111	215810013100
					
OE 1751185		OE 100496101		OE 012575467	
FORD	FIESTA VI (CB1, CCN)	FIAT	PANDA / PANDA CLASSIC (169_)	OPEL	AGILA (B) (H08)
FORD	FOCUS III	FIAT	PUNTO (188_)	OPEL	CORSA D (S07)
FORD	KUGA II (DM2)	LANCIA	YPSILON (312_)		
APS112	215810013200	APS113	215810013300	APS114	215810013400
					
OE 1920GH		OE 06238678		OE 1920LH	
CITROËN	C3 I (FC_, FN_)	OPEL	ASTRA H (A04)	CITROËN	C3 II (SC_)
PEUGEOT	207/207+ (WA_, WC_)	OPEL	ASTRA J (P10)	PEUGEOT	207/207+ (WA_, WC_)
		OPEL	MERIVA A MPV (X03)		
APS115	215810013500	APS116	215810013600	APS117	215810013700
					
OE 223658570R		OE 13627804742		OE 55238216	
RENAULT	CLIO III (BR0/1, CR0/1)	BMW	1 (E87)	ALFA ROMEO	GIULIETTA (940_)
RENAULT	MEGANE I (BA0/1_)	BMW	3 (E90)	ALFA ROMEO	MITO (955_)
RENAULT	MODUS / GRAND MODUS (F/JP0_)	MINI	MINI COUNTRYMAN (R60)	LANCIA	DELTA III (844_)

APS119 **215810013900**


OE 8942147010

TOYOTA	AURIS (_E18_)
TOYOTA	PRIUS (_W3_)
TOYOTA	YARIS (_P13_)

APS120 **215810014000**


OE 13627599907

BMW	1 (F20)
MINI	MINI (R56)

APS121 **215810014100**



OE 504307953

IVECO	DAILY IV
IVECO	DAILY V

APS122 **215810014200**



OE 8942012230

TOYOTA	AURIS (_E15_)
TOYOTA	YARIS (_P13_)
TOYOTA	YARIS (_P9_)

APS123 **215810014300**



OE 1920QR

CITROËN	C4 II (B7)
PEUGEOT	208 I (CA_, CC_)

APS124 **215810014400**



OE 1439044

FORD	GALAXY (WA6)
FORD	MONDEO IV Turnier (BA7)
FORD	S-MAX (WA6)

APS125 **215810014500**


OE 036906051

SEAT	IBIZA III (6L1)
VOLKSWAGEN	GOLF IV (1J1)
VOLKSWAGEN	POLO (9N_)

ATS20 **215810401401**



OE 504088431; OE 1448387; OE 01235029

FIAT	DOBLO Cargo (223_)
FORD	FOCUS III
OPEL	ZAFIRA A MPV (T98)

KITLDF6T **806001723701**



OE 46533518

FIAT	500 (312_)
FIAT	PANDA / PANDA CLASSIC (169_)
FIAT	PUNTO (188_)

KITTPRT05/2 **806001535002**


OE 46451792

FIAT	PANDA / PANDA CLASSIC (169_)
FIAT	PUNTO (188_)
FIAT	SEICENTO / 600 (187_)

PRT03/04 **215810001604**



OE 1563J4; OE 46531222

CITROËN	JUMPER Furgonato (244)
FIAT	DUCATO (230_)
PEUGEOT	BOXER Furgonato (244)

PRT03E/04 **230016070077**



OE 1920P2

PEUGEOT	306 (7A, 7C, N3, N5)
PEUGEOT	405 II (4B)

TYPE GROUP A3 – Intake pressure sensor
PRT06/00 **215810001900**


OE 60809804

LANCIA DELTA II (836_)

TYPE GROUP A4 – FUEL WATER SENSOR
SAF001 **510030001010**


OE 77363659

FIAT	DOBLO (263_)
FIAT	DUCATO (250_, 290_)
FIAT	FIORINO (225_)

TYPE GROUP B1 – KNOCK SENSOR
SAD002 **064836002010**


OE 021905377

VOLKSWAGEN GOLF III (1H1)

SAD003 **064836003010**


OE 46525288

FIAT STILO (192_)

SAD004 **064836004010**


OE 71739674

ALFA ROMEO BRERA (939_)

SAD005 **064836005010**


OE 030905377

VOLKSWAGEN TRANSPORTER IV (70_7D_)

SAD006 **064836006010**


OE 0K01D18921

HYUNDAI	COUPE (RD)
KIA	SPORTAGE (K00)

SAD007 **064836007010**


OE 06238181

OPEL	MERIVA A MPV (X03)
OPEL	VECTRA C (Z02)
OPEL	ZAFIRA A MPV (T98)

SAD008 **064836008010**


OE 594622

CITROËN C5 I (DC_)

PEUGEOT 406 (8B)

SAD009 **064836009010**


OE 60592752

ALFA ROMEO 146 (930_)

LANCIA KAPPA (838_)

SAD010 **064836010010**


OE 22060AA070

SUBARU FORESTER (SF_)

SAD012 **064836012010**


OE 90411972

DAEWOO MATIZ (M100, M150)

SAD013 **064836013010**


OE 60548743

FIAT BRAVA (182_)

FIAT BRAVO I (182_)

SAD014 **064836014010**


OE 3925002400

HYUNDAI MATRIX (FC)

HYUNDAI TUCSON (JM)

KIA SPORTAGE (JE_, KM_)

SAD015 **064836015010**


OE 06238099

OPEL ASTRA G (T98)

OPEL VECTRA C (Z02)

OPEL ZAFIRA A MPV (T98)

SAD016 **064836016010**


OE 46469867

ALFA ROMEO 147 (937_)

SAD018 **064836018010**


OE 0031538628

MERCEDES-BENZ CLASSE B (W246, W242)

SAD019 **064836019010**


OE 034905377A

VOLKSWAGEN GOLF IV Cabriolet (1E7)

VOLKSWAGEN PASSAT (3B3)

SAD021 **064836021010**


OE 054905377













VOLKSWAGEN GOLF IV Cabriolet (1E7)

SAD024 **064836024010**


OE 96253545

DAEWOO MATIZ (M100, M150)

TYPE GROUP B1 – Knock sensor

SAD025	064836025010	SAD026	064836026010	SAD027	064836027010
					
OE 594635; OE 896150H010		OE 01247489		OE 010456240	
CITROËN	C1 (PM_, PN_)	OPEL	CORSA C (X01)	OPEL	ASTRA G (T98)
PEUGEOT	107 (PM_, PN_)	OPEL	CORSA D (S07)	OPEL	MERIVA A MPV (X03)
TOYOTA	AYGO (B1_)			OPEL	ZAFIRA A MPV (T98)
SAD028	064836028010	SAD029	064836029010	SAD030	064836030010
					
OE 0041534628; OE 594621; OE 030905377A		OE 2206075000		OE 594628	
MERCEDES-BENZ	CLASSE A (W169)	NISSAN	MICRA III (K12)	CITROËN	C3 I (FC_, FN_)
PEUGEOT	206 (2A/C)	NISSAN	QASHQAI (J10, NJ10, JJ10E)	PEUGEOT	206 (2A/C)
VOLKSWAGEN	POLO (6N2)				
SAD031	064836031010	SAD033	064836033010	SAD035	064836035010
					
OE 030905377C		OE 055353316		OE 7700866055	
VOLKSWAGEN	GOLF VII (5G1, BQ1, BE1, BE2)	OPEL	ASTRA H (A04)	RENAULT	CLIO II (BB_, CB_)
VOLKSWAGEN	POLO (6R1, 6C1)	OPEL	ZAFIRA / ZAFIRA FAMILY B (A05)	RENAULT	CLIO III (BR0/1, CR0/1)
VOLKSWAGEN	UP (121, 122, BL1, BL2)			RENAULT	TWINGO II (CN0_)
SAD036	064836036010	SAD038	064836038010	SAD039	064836039010
					
OE 1119941		OE 1068159		OE 1371593	
FORD	FOCUS C-MAX (DM2)	FORD	FIESTA VI (CB1, CCN)	FORD	FOCUS II (DA_, HCP, DP)
FORD	MONDEO III (B5Y)	FORD	FOCUS II (DA_, HCP, DP)		
		FORD	FUSION (JU_)		

SAD040 **064836040010**


OE 1132002

FORD	FOCUS (DAW, DBW)
FORD	FOCUS Turnier (DNW)
FORD	TRANSIT CONNECT (P65_70_80_)

SAD041 **064836041010**


OE 1357496

FORD	C-MAX (DM2)
FORD	FOCUS II (DA_, HCP, DP)
FORD	TRANSIT CONNECT (P65_70_80_)

TYPE GROUP B2 – CAMSHAFT SENSOR
SAC001 **064847101010**



OE 1119942

FORD	FOCUS II (DA_, HCP, DP)
FORD	MONDEO III (B5Y)

SAC002 **064847102010**



OE 6602999

FORD	FOCUS (DAW, DBW)
------	------------------

SAC003 **064847103010**


OE 1037465

FORD	FIESTA IV (JA_, JB_)
FORD	FOCUS (DAW, DBW)
FORD	TRANSIT Furgonato (FA_)

SAC004 **064847104010**


OE 1111037

FORD	FIESTA VI (CB1, CCN)
FORD	FOCUS II (DA_, HCP, DP)
FORD	KA (RB_)

SAC006 **064847106010**


OE 3023785

FORD	MONDEO III (B5Y)
------	------------------

SAC008 **064847108010**



OE 3043996

FORD	C-MAX (DM2)
FORD	FIESTA VI (CB1, CCN)
FORD	FOCUS II (DA_, HCP, DP)

SAC009 **064847109010**


OE 3043998

FORD	FOCUS (DAW, DBW)
FORD	FOCUS C-MAX (DM2)
FORD	FOCUS II (DA_, HCP, DP)

SAC010 **064847110010**


OE 2263000QAG; OE 7701058077













NISSAN	QASHQAI (J10, NJ10, JJ10E)
RENAULT	CLIO III (BR0/1, CR0/1)
RENAULT	MEGANE II (BM0/1_, CM0/1_)











SAC011 **064847111010**


OE 030907601













SKODA	FABIA II (542)
VOLKSWAGEN	GOLF VI (5K1)
VOLKSWAGEN	POLO (9N_)


TYPE GROUP B2 – Camshaft sensor

SAC012	064847112010	SAC014	064847114010	SAC015	064847115010
					
OE 0031539728		OE 036907601A; OE 02E927321A		OE 06A905161B; OE Quality	
MERCEDES-BENZ CLASSE A (W169)		SEAT IBIZA III (6L1)		SKODA OCTAVIA I Combi (1U5)	
MERCEDES-BENZ CLASSE B (W245)		VOLKSWAGEN GOLF V (1K1)		VOLKSWAGEN GOLF IV (1J1)	
MERCEDES-BENZ CLASSE C (W203)		VOLKSWAGEN POLO (9N_)		VOLKSWAGEN NEW BEETLE (9C1, 1C1)	
SAC015-1	064847115011	SAC016	064847116010	SAC017	064847117010
					
OE 06A905161B; Aftermarket Quality		OE 0031539128		OE 1721705	
SKODA OCTAVIA I Combi (1U5)		MERCEDES-BENZ CLASSE C (W202)		BMW 3 (E30)	
VOLKSWAGEN GOLF IV (1J1)		MERCEDES-BENZ CLASSE E (W210)			
VOLKSWAGEN NEW BEETLE (9C1, 1C1)		MERCEDES-BENZ SLK (R170)			
SAC018	064847118010	SAC020	064847120010	SAC021	064847121010
					
OE 393504A000		OE 1037605		OE 06238111	
HYUNDAI H-1 / STAREX MPV (A1)		FORD FOCUS (DAW, DBW)		OPEL OMEGA B (V94)	
				OPEL VECTRA C GTS (Z02)	
SAC023	064847123010	SAC024	064847124010	SAC025	064847125010
					
NUMBER OF POLES:-i3		OE 46520138		OE 06238350	
MAZDA 5 (CR19)		FIAT STILO (192_)		OPEL VECTRA B (J96)	
		LANCIA LYBRA (839_)			

SAC026	064847126010	SAC029	064847129010	SAC030	064847130010
					
OE 0K0131813A		OE 46811123		OE 3931038030	
KIA	SPORTAGE (K00)	ALFA ROMEO	147 (937_)	HYUNDAI	ATOS (MX)
		ALFA ROMEO	166 (936_)	HYUNDAI	GETZ (TB)
		ALFA ROMEO	SPIDER (916_)	KIA	PICANTO (SA)
SAC031	064847131010	SAC032	064847132010	SAC033	064847133010
					
OE 0009050443		OE 06238079		OE 1371595	
MERCEDES-BENZ	CLASSE A (W169)	OPEL	OMEGA B (V94)	FORD	FOCUS II (DA_, HCP, DP)
MERCEDES-BENZ	CLASSE B (W245)				
MERCEDES-BENZ	CLASSE C (W204)				
SAC034	064847134010	SAC035	064847135010	SAC036	064847136010
					
OE 1731886		OE 01238749		OE 10456506	
BMW	3 (E36)	OPEL	ZAFIRA A MPV (T98)	CHEVROLET	CAPTIVA (C100, C140)
SAC037	064847137010	SAC038	064847138010	SAC039	064847139010
					
OE 3322050G00		OE 500371540		OE 3935023010	
SUZUKI	JIMNY Fuoristrada chiuso (SN)	IVECO	DAILY III	HYUNDAI	COUPE (RD)
SUZUKI	WAGON R+ (MM)	IVECO	DAILY IV	HYUNDAI	LANTRA II (J-2)
		IVECO	DAILY V Ribaltabile		

TYPE GROUP B2 – Camshaft sensor

SAC040	064847140010	SAC041	064847141010	SAC042	064847142010
					
OE 95560610600		OE 393502B000		OE 1726519	
PORSCHE CAYENNE (9PA)		HYUNDAI i10 (PA) HYUNDAI i20 (PB, PBT) KIA VENGA (YN)		BMW 3 (E36) BMW 5 (E34)	
SAC043	064847143010	SAC044	064847144010	SAC045	064847145010
					
OE 0021539528		OE ZJ0118230		OE 3935022040	
MERCEDES-BENZ SL (R129)		MAZDA 2 (DE, DH_3) MAZDA 3 (BK)		HYUNDAI ACCENT I (X-3)	
SAC046	064847146010	SAC048	064847148010	SAC049	064847149010
					
OE 09012039		OE 0003228V002		OE 60811201	
OPEL OMEGA B (V94)		SMART CITY-COUPE (450) SMART FORTWO Coupé (450)		FIAT PUNTO (188_)	
SAC050	064847150010	SAC051	064847151010	SAC052	064847152010
					
OE 1247219		OE 96253544		OE 23731-6N200	
BMW 3 (E36)		DAEWOO KALOS (KLAS)		NISSAN X-TRAIL (T30)	

SAC053	064847153010
	
OE 1930003010	
TOYOTA	RAV 4 I (A1_)

SAC054	064847154010
	
OE 504052598	
FIAT	DUCATO (250_, 290_)
IVECO	DAILY IV


SAC055	064847155010
	
OE 8941150010	
TOYOTA	LAND CRUISER PRADO (J12_)

SAC056	064847156010
	
OE 37840PLC000	
HONDA	CIVIC VII (EU, EP, EV)

SAC057	064847157010
	
OE 06238282	
OPEL	ASTRA H (A04)
OPEL	MERIVA A MPV (X03)


SAC058	064847158010
	
OE 393002A000	
HYUNDAI	i30 (FD)
HYUNDAI	ix35 (LM, EL, ELH)
KIA	SPORTAGE (SL)

SAC059	064847159010
	
OE 46469912	
ALFA ROMEO	147 (937_)

SAC060	064847160010
	
OE 9008019014	
TOYOTA	COROLLA (E12_)
TOYOTA	RAV 4 II (A2_)













SAC061	064847161010
	
OE 01238915	
OPEL	VECTRA B (J96)

SAC062	064847162010
	
OE 01247862	
OPEL	ASTRA H (A04)
OPEL	ZAFIRA / ZAFIRA FAMILY B (A05)

SAC063	064847163010
	
OE 010456592	
OPEL	ASTRA G (T98)

SAC064	064847164010
	
OE 1920L1	
PEUGEOT	206 (2A/C)


TYPE GROUP B2 – Camshaft sensor

SAC065	064847165010	SAC066	064847166010	SAC067	064847167010
					
OE 9008019020		OE 9008019009		OE 07K907601	
TOYOTA	YARIS (_P1_)	TOYOTA	AVENSIS (_T25_)	AUDI	A3 (8L1)
TOYOTA	YARIS (_P9_)	TOYOTA	COROLLA (_E12_)	SKODA	OCTAVIA I Combi (1U5)
		TOYOTA	RAV 4 II (_A2_)	VOLKSWAGEN	GOLF IV (1J1)
SAC068	064847168010	SAC069	064847169010	SAC070	064847170010
					
OE 46798364		OE 37500PNA003		OE 19208W	
FIAT	GRANDE PUNTO (199_)	HONDA	JAZZ II (GD_, GE3, GE2)	CITROËN	XSARA PICASSO (N68)
FIAT	PANDA / PANDA CLASSIC (169_)			PEUGEOT	206 CC (2D)
FIAT	PUNTO (188_)			PEUGEOT	307 CC (3B)
SAC071	064847171010	SAC072	064847172010	SAC073	064847173010
					
OE 01238425		OE 13627566052; OE 1920LS		OE 06C905163B	
OPEL	VECTRA C (Z02)	MINI	MINI (R56)	AUDI	A3 (8P1)
OPEL	ZAFIRA A MPV (T98)	PEUGEOT	207/207+ (WA_, WC_)	SKODA	OCTAVIA II Combi (1Z5)
				VOLKSWAGEN	GOLF V (1K1)
SAC074	064847174010	SAC075	064847175010	SAC076	064847176010
					
OE 1132377		OE 06B905163A		OE 1435350	
FORD	FOCUS (DAW, DBW)	AUDI	A3 (8P1)	BMW	3 (E46)
FORD	TRANSIT CONNECT (P65_70_80_)	VOLKSWAGEN	GOLF PLUS (5M1, 521)	BMW	5 (E39)
		VOLKSWAGEN	GOLF V (1K1)		

SAC077 **064847177010**


OE 2373100Q0A; OE 8200454170

NISSAN	QASHQAI (J10, N10, J10E)
RENAULT	CLIO III (BR0/1, CR0/1)
RENAULT	SCÉNIC II (JM0/1_)

SAC078 **064847178010**


OE 9091905029

TOYOTA	AURIS (_E15_)
TOYOTA	RAV 4 III (_A3_)
TOYOTA	YARIS (_P9_)

SAC080 **064847180010**



OE 010456585

OPEL	ASTRA G (T98)
OPEL	MERIVA A MPV (X03)
OPEL	ZAFIRA A MPV (T98)

SAC082 **064847182010**


OE 06238000

OPEL	ASTRA G (T98)
OPEL	ZAFIRA A MPV (T98)

SAC083 **064847183010**


OE 1920KX; OE 1219993

CITROËN	JUMPER
FORD	TRANSIT Furgonato (FA_)
PEUGEOT	BOXER

SAC084 **064847184010**


OE 058905161B

AUDI	A4 (8E2, B6)
SEAT	TOLEDO II (1M2)
VOLKSWAGEN	PASSAT (3B3)

SAC085 **064847185010**


OE 03G957147A

AUDI	A3 (8P1)
VOLKSWAGEN	PASSAT Variant (3C5)
VOLKSWAGEN	TOURAN (1T1, 1T2)

SAC086 **064847186010**


OE 9091905024

TOYOTA	IQ (_J1_)
TOYOTA	PRIUS (_W2_)
TOYOTA	YARIS (_P1_)

SAC088 **064847188010**


OE 46432103

ALFA ROMEO	147 (937_)
FIAT	PUNTO (188_)

SAC089 **064847189010**



OE 070907601

SKODA	FABIA I (6Y2)
VOLKSWAGEN	GOLF IV (1J1)
VOLKSWAGEN	POLO (9N_)

SAC091 **064847191010**


OE 1920HV; OE 90919W5001













CITROËN	C1 (PM_, PN_)
PEUGEOT	107 (PM_, PN_)
TOYOTA	AYGO (_B1_)


SAC092 **064847192010**


OE 112685; OE 1319158; OE 01247810

FIAT	PANDA / PANDA CLASSIC (169_)
FORD	FOCUS II (DA_, HCP, DP)
OPEL	CORSA C (X01)


TYPE GROUP B2 – Camshaft sensor

SAC093	064847193010	SAC094	064847194010	SAC095	064847195010
					
OE 46798365		OE 46786049		OE 46798368	
FIAT	GRANDE PUNTO (199_)	FIAT	PUNTO (188_)	FIAT	500 (312_)
FIAT	PANDA / PANDA CLASSIC (169_)	FIAT	SEICENTO / 600 (187_)	FIAT	PANDA / PANDA CLASSIC (169_)
				FIAT	PUNTO (188_)
SAC096	064847196010	SAC097	064847197010	SAC098	064847198010
					
OE 19207V		OE 4731642		OE 1F1E62B288AA	
CITROËN	XSARA PICASSO (N68)	FORD	FOCUS (DAW, DBW)	FORD	MONDEO III (B5Y)
PEUGEOT	207/207+ (WA, WC_)	FORD	FOCUS Turnier (DNW)		
		FORD	TRANSIT Furgonato (FA_)		
SAC099	064847199010	SAC100	064847200010	SAC102	064847202010
					
OE 1920QZ		OE 1920EJ		OE 55190509	
PEUGEOT	207/207+ (WA, WC_)	CITROËN	C3 I (FC, FN_)	FIAT	500 (312_)
PEUGEOT	208 I (CA, CC_)	PEUGEOT	207/207+ (WA, WC_)	FIAT	GRANDE PUNTO (199_)
SAC103	064847203010	SAC104	064847204010	SAC105	064847205010
					
OE 237310776R		OE 0061536128		OE 9091905060	
RENAULT	CAPTUR (J5, H5_)	MERCEDES-BENZ	CLASSE A (W169)	TOYOTA	AURIS (E18_)
RENAULT	CLIO IV (BH_)	MERCEDES-BENZ	CLASSE C (W203)	TOYOTA	YARIS (P9_)
RENAULT	KANGOO Express (FW0/1_)				

SAC106 **064847206010**


OE 06E905163

AUDI	A6 Avant (4F5, C6)
------	--------------------

SAC107 **064847207010**


OE 96325867

DAEWOO	KALOS (KLAS)
DAEWOO	MATIZ (M100, M150)

SAC108 **064847208010**



OE 237314M500

NISSAN	ALMERA II Hatchback (N16)
NISSAN	MICRA III (K12)
NISSAN	NOTE (E11, NE11)

SAC109 **064847209010**


OE 01237183

OPEL	CORSA D (S07)
OPEL	MERIVA B MPV (S10)
OPEL	MOKKA / MOKKA X (J13)

SAC110 **064847210010**


OE 06H906433

AUDI	A4 (8K2, B8)
SKODA	OCTAVIA II Combi (1Z5)
VOLKSWAGEN	GOLF V (1K1)

SAC111 **064847211010**


OE 0041531328

MERCEDES-BENZ	CLASSE C (W203)
MERCEDES-BENZ	SLK (R170)

SAC112 **064847212010**


OE 13627794646

BMW	3 (E46)
BMW	X5 (E53)

SAC113 **064847213010**


OE 37510-PNA-003

HONDA	CR-V II (RD_)
HONDA	JAZZ II (GD_, GE3, GE2)

SAC114 **064847214010**


OE 07L905163

AUDI	A4 Avant (8K5, B8)
AUDI	A5 (8T3)
AUDI	Q5 (8RB)

SAC115 **064847215010**


OE 038957147A

SEAT	IBIZA III (6L1)
VOLKSWAGEN	GOLF IV (1J1)
VOLKSWAGEN	POLO (9N_)

SAC116 **064847216010**


OE 12728523317

BMW	1 (E87)
BMW	1 (F20)
MINI	MINI (F56)

SAC117 **064847217010**


OE 21123875

VOLVO	XC60 (156)
VOLVO	XC90 I (275)

TYPE GROUP B2 – Camshaft sensor

SAC118	064847218010
	
OE 03G906433	
AUDI	A3 (8P1)
VOLKSWAGEN	GOLF V (1K1)
VOLKSWAGEN	TOURAN (1T1, 1T2)


SAC119	064847219010
	
OE 12141485845	
MINI	MINI (R50, R53)
MINI	MINI Cabriolet (R52)


SAC120	064847220010
	
OE 04C907601	
VOLKSWAGEN	GOLF VII (5G1, BQ1, BE1, BE2)
VOLKSWAGEN	POLO (6R1, 6C1)
VOLKSWAGEN	UP (121, 122, BL1, BL2)


SAC121	064847221010
	
OE 06238110	
OPEL	AGILA (A) (H00)
OPEL	CORSA C (X01)
OPEL	MERIVA A MPV (X03)


SAC122	064847222010
	
OE 13627792256	
BMW	1 (E87)
BMW	3 (E90)
BMW	5 (E60)

SAC123	064847223010
	
OE 13627803093	
BMW	1 (E87)
BMW	3 (E90)
BMW	X1 (E84)

SAC124	064847224010
	
OE 9677493380	
PEUGEOT	208 I (CA_, CC_)
PEUGEOT	308 II

SAC125	064847225010
	
OE 9688725080	
CITROËN	C3 II (SC_)
PEUGEOT	208 I (CU_)
PEUGEOT	208 I (CA_, CC_)

SAC126	064847226010
	
OE 038906433A	
AUDI	A4 (8E2, B6)
VOLKSWAGEN	PASSAT (3B3)










SAC127	064847227010
	
OE 0061537728	
MERCEDES-BENZ	CLASSE B (W246, W242)
MERCEDES-BENZ	CLASSE E (W212)
MERCEDES-BENZ	SPRINTER 3,5-t (906)

SAC128	064847228010
	
OE 2709050400	
MERCEDES-BENZ	CLASSE A (W176)
MERCEDES-BENZ	CLASSE B (W246, W242)
MERCEDES-BENZ	CLASSE C (W205)













SAC129	064847229010
	
OE 04L907601	
AUDI	A3 (8V1, 8VK)
VOLKSWAGEN	GOLF VII (5G1, BQ1, BE1, BE2)
VOLKSWAGEN	PASSAT Variant (3G5, CB5)

SAG014	064848014010	SAG015	064848015010	SAG016	064848016010
					
OE 021906433		OE 038907319D		OE 1119150	
VOLKSWAGEN	CORRADO (53I)	AUDI	A3 (8L1)	FORD	FOCUS C-MAX (DM2)
VOLKSWAGEN	GOLF III (1H1)	VOLKSWAGEN	GOLF IV (1J1)	FORD	MONDEO III (B5Y)
VOLKSWAGEN	TRANSPORTER IV (70..7D..)	VOLKSWAGEN	SHARAN (7M8, 7M9, 7M6)		

TYPE GROUP B3 – CRANKSHAFT SENSOR

CVM03/1	810001989801	CVS02	111001178501	CWM02/1	111040211101
					
OE 55187380		OE 319359125R		OE 46442091	
FIAT	500 (312_)	RENAULT	CLIO III (BR0/1, CR0/1)	FIAT	DOBLO Cargo (223_)
FIAT	PANDA / PANDA CLASSIC (169_)	RENAULT	MODUS / GRAND MODUS (F/JPO_)	FIAT	MULTIPLA (186_)
FIAT	PUNTO (188_)	RENAULT	TRAFIC II Furgonato (FL)	FIAT	STILO (192_)
CWM02/2	111040211102	CWM02/3	111040211103	CWM02/5	111040211105
					
OE 1612907480; OE 46538536		OE 46774532		OE 46778331	
CITROËN	JUMPER Furgonato (244)	FIAT	PUNTO (188_)	FIAT	PANDA / PANDA CLASSIC (169_)
FIAT	DUCATO (244_)	LANCIA	YPSILON (843_)	FIAT	SEICENTO / 600 (187_)
PEUGEOT	BOXER Furgonato (244)				
CWM02/6	111040211106	CWM02/8	111040211108	SAC007	064847107010
					
OE 46417650		OE 46802751		OE 157P7M101KA	
FIAT	PANDA / PANDA CLASSIC (169_)	FIAT	DOBLO MPV (119_ 223_)	FORD	MONDEO III (B5Y)
FIAT	SEICENTO / 600 (187_)	FIAT	SIENA (178_ 172_)		

TYPE GROUP B3 – Crankshaft sensor

SAG001	064848001010	SAG002	064848002010	SAG003	064848003010
					
OE 1131913		OE 1920LV; OE 1143723		OE 1S7E6C315BA	
FORD	FOCUS (DAW, DBW)	CITROËN	JUMPER	FORD	MONDEO III (B5Y)
FORD	FOCUS Turnier (DNW)	FORD	TRANSIT Furgonato (FA_)		
FORD	TRANSIT CONNECT (P65_70_80_)	PEUGEOT	BOXER		
SAG004	064848004010	SAG005	064848005010	SAG006	064848006010
					
OE 6502252		OE 6164900		OE 6602998	
FORD	FIESTA III (GFJ)	FORD	FIESTA III (GFJ)	FORD	FIESTA V (JH_, JD_)
				FORD	FOCUS (DAW, DBW)
				FORD	TRANSIT Furgonato (FA_)
SAG007	064848007010	SAG008	064848008010	SAG009	064848009010
					
OE 7009578		OE 1110834		OE 034905381	
FORD	TRANSIT (FM_, FN_)	FORD	FIESTA V (JH_, JD_)	AUDI	100 (4A2, C4)
FORD	TRANSIT Furgonato (FA_)	FORD	FIESTA VI (CB1, CCN)	AUDI	A6 (4A2, C4)
		FORD	FOCUS II (DA_, HCP, DP)	AUDI	A6 Avant (4A5, C4)
SAG012	064848012010	SAG013	064848013010	SAG017	064848017010
					
OE 46432909		OE 46479456		OE 078906433A	
FIAT	BARCETTA (183_)	FIAT	PUNTO (188_)	AUDI	A4 (8E2, B6)
FIAT	COUPE (175_)			AUDI	A6 Avant (4B5, C5)
				VOLKSWAGEN	PASSAT (3B3)

SAG018 **064848018010**



OE 06A906433C

AUDI	A3 (8L1)
VOLKSWAGEN	GOLF IV (1J1)
VOLKSWAGEN	NEW BEETLE (9C1, 1C1)

SAG019 **064848019010**


OE 5010412449; OE 51271207037; OE 20513343

IVECO	Trakker
MAN	TGA
VOLVO	FH

SAG020 **064848020010**


OE 010456604

OPEL	ASTRA G (T98)
OPEL	MERIVA A MPV (X03)

SAG021 **064848021010**



OE 06238395; OE Quality

OPEL	ASTRA G (T98)
OPEL	ZAFIRA A MPV (T98)

SAG021-1 **064848021011**


OE 6238395; Aftermarket Quality

OPEL	ASTRA G (T98)
OPEL	ZAFIRA A MPV (T98)

SAG023 **064848023010**


OE 0031532728

MERCEDES-BENZ	CLASSE A (W169)
MERCEDES-BENZ	CLASSE B (W245)
MERCEDES-BENZ	CLASSE C (W203)

SAG024 **064848024010**


OE 0003117V002; OE 0031539528; OE Quality

MERCEDES-BENZ	CLASSE C (W202)
SMART	FORTWO Coupé (450)

SAG024-1 **064848024011**



OE 0031539528; Aftermarket Quality

MERCEDES-BENZ	CLASSE C (W202)
---------------	-----------------

SAG025 **064848025010**


OE 73502752

FIAT	GRANDE PUNTO (199_)
FIAT	PUNTO (188_)

SAG026 **064848026010**


OE 095927321

VOLKSWAGEN	GOLF IV (1J1)
VOLKSWAGEN	NEW BEETLE (9C1, 1C1)
VOLKSWAGEN	SHARAN (7M8, 7M9, 7M6)

SAG027 **064848027010**


OE 2576083A

CITROËN	BERLINGO /FIRST Furgonato (M_)
CITROËN	XSARA PICASSO (N68)
PEUGEOT	206 (2A/C)

SAG028 **064848028010**


OE 616070

CITROËN	XSARA PICASSO (N68)
PEUGEOT	206 (2A/C)
PEUGEOT	307 (3A/C)

TYPE GROUP B3 – Crankshaft sensor

SAG030 064848030010  OE 46477973 ALFA ROMEO 166 (936_)	SAG031 064848031010  OE 90490496 SAAB 9-5 (YS3E)	SAG032 064848032010  OE 1274644 BMW 3 (E30)
SAG033 064848033010  OE 06A906433F AUDI A4 (8E2, B6)	SAG034 064848034010  OE 1026696 FORD RANGER (ER, EQ, R_)	SAG035 064848035010  OE J5T25373 MITSUBISHI CARISMA (DA_)
SAG036 064848036010  OE MD321888 MITSUBISHI CARISMA (DA_)	SAG037 064848037010  OE 3918037150 HYUNDAI SANTA FÉ I (SM) HYUNDAI TUCSON (JM) KIA SPORTAGE (JE_, KM_)	SAG038 064848038010  OE 078906433 AUDI A8 (4D2, 4D8) VOLKSWAGEN PASSAT (3B2)
SAG039 064848039010  OE 46808734 ALFA ROMEO 147 (937_)	SAG040 064848040010  OE 60573739 ALFA ROMEO 155 (167_)	SAG041 064848041010  OE 396004X300 KIA CARNIVAL / GRAND C. III (VQ)

SAG043	064848043010
	
OE 7790917	
LANCIA	KAPPA (838_)

SAG044	064848044010
	
OE 56027865	
JEEP	CHEROKEE (XJ)
JEEP	WRANGLER II (TJ)

SAG045	064848045010
	
OE 1279695	
BMW	3 (E30)

SAG046	064848046010
	
OE 9091905025	
TOYOTA	HILUX VII Pick-up (N1_N2_N3_)


SAG047	064848047010
	
OE 06238423	
OPEL	FRONTERA A (U92)


SAG048	064848048010
	
OE 46411427	
FIAT	FIORINO Furgonato (146_)

SAG049	064848049010
	
OE 071957147	
AUDI	A4 (8E2, B6)

SAG050	064848050010
	
OE 07K907601	
VOLKSWAGEN	GOLF VI (5K1)

SAG051	064848051010
	
OE 10456515	
CHEVROLET	CAPTIVA (C100, C140)

SAG052	064848052010
	
OE 30865096	
VOLVO	S40 I (644)
VOLVO	V40 (645)

SAG053	064848053010
	
OE 3322080G00	
SUZUKI	IGNIS II (MH)
SUZUKI	WAGON R+ (MM)











SAG054	064848054010
	
OE 0K30E18131B	
KIA	CARNIVAL II (GQ)
KIA	RIO (DC)

TYPE GROUP B3 – Crankshaft sensor

SAG055	064848055010	SAG056	064848056010	SAG057	064848057010
OE 06238333		OE 077905381G		OE 01238241	
OPEL	OMEGA B (V94)	AUDI	A8 (4D2, 4D8)	OPEL	ASTRA H (A04)
				OPEL	ZAFIRA A MPV (T98)
SAG058	064848058010	SAG059	064848059010	SAG060	064848060010
OE 500374763		OE 1389399		OE 06238101	
NEW HOLLAND	T4 (PowerStar)	VOLVO	740 (744)	OPEL	ASTRA G (T98)
SAG061	064848061010	SAG062	064848062010	SAG063	064848063010
OE 12141742629		OE 1727554		OE 259777F405	
BMW	3 Coupé (E92)	BMW	3 (E36)	NISSAN	TERRANO II (R20)
SAG064	064848064010	SAG065	064848065010	SAG066	064848066010
OE 021907319		OE 022957147		OE 0K2A618891	
VOLKSWAGEN	GOLF IV Cabriolet (1E7)	AUDI	A3 (8P1)	KIA	CARNIVAL II (GQ)
		VOLKSWAGEN	GOLF IV (1J1)		


SAG067	064848067010	SAG068	064848068010	SAG069	064848069010
					
OE 0K08A18891		OE 391804A000		OE 51271207038	
KIA	SPORTAGE (K00)	KIA	SORENTO I (JC)	MAN	TGA
				MAN	TGS
SAG071	064848071010	SAG072	064848072010	SAG073	064848073010
					
OE 7788905		OE J5T20171		OE 1713007	
FIAT	DUCATO (230_)	MITSUBISHI	PAJERO PININ (H6_W, H7_W)	BMW	3 (E30)
SAG074	064848074010	SAG075	064848075010	SAG076	064848076010
					
OE 3931002600		OE 12141730027		OE 7756924	
HYUNDAI	ATOS (MX)	BMW	3 (E36)	FIAT	TEMPRA (159_)
HYUNDAI	GETZ (TB)	BMW	5 (E34)	FIAT	TIPO (160_)
SAG077	064848077010	SAG078	064848078010	SAG080	064848080010
					
OE 047906433		OE 30561772		OE 55208561	
SKODA	FABIA I (6Y2)	SAAB	9-5 (YS3E)	ALFA ROMEO	GIULIETTA (940_)
				FIAT	500X (334_)


TYPE GROUP B3 – Crankshaft sensor

SAG081	064848081010	SAG082	064848082010	SAG083	064848083010
					
OE NSC100110L		OE 55222989		OE 012567712	
LAND ROVER	FREELANDER Soft Top (L314)	FIAT	500 C (312_)	OPEL	SIGNUM (Z03)
		FIAT	PANDA / PANDA CLASSIC (169_)	OPEL	VECTRA C (Z02)
		FIAT	PUNTO EVO (199_)	OPEL	ZAFIRA A MPV (T98)
SAG084	064848084010	SAG085	064848085010	SAG086	064848086010
					
OE 3507941		OE 30816491		OE 1270603	
VOLVO	850 (855)	VOLVO	S40 I (644)	VOLVO	S40 I (644)
VOLVO	V70 I (875, 876)	VOLVO	V40 (645)	VOLVO	V40 (645)
SAG087	064848087010	SAG088	064848088010	SAG089	064848089010
					
OE 12141726065		OE FSD18221		OE 1920CP; OE 500343018	
BMW	3 (E36)	MAZDA	DEMIO (DW)	CITROËN	JUMPER Furgonato (244)
BMW	5 (E34)			FIAT	DUCATO (244_)
				PEUGEOT	BOXER Furgonato (244)
SAG090	064848090010	SAG091	064848091010	SAG092	064848092010
					
OE 06A906433A		OE NSC100390		OE 9091905020	
AUDI	A6 Avant (4F5, C6)	LAND ROVER	FREELANDER (L314)	TOYOTA	LAND CRUISER 90 (J9_)
		ROVER	25 (RF)	TOYOTA	LAND CRUISER PRADO (J12_)


SAG093	064848093010	SAG094	064848094010	SAG095	064848095010
					
OE 01238358		OE 3918027000		OE 7700739791	
OPEL	CALIBRA A (C89)	HYUNDAI	MATRIX (FC)	RENAULT	CLIO I (B/C57_, 5/357_)
OPEL	VECTRA A (J89)	HYUNDAI	SANTA FÉ I (SM)		
		HYUNDAI	TUCSON (JM)		
SAG096	064848096010	SAG097	064848097010	SAG098	064848098010
					
OE 021906433E; OE 078906433B		OE 46474583		OE 96183235	
AUDI	A4 (8H7, B6, 8HE, B7)	FIAT	PUNTO (188_)	DAEWOO	LANOS (KLAT)
SKODA	OCTAVIA I Combi (1U5)				
SAG099	064848099010	SAG100	064848100010	SAG101	064848101010
					
OE 1247218		OE 06A906433B		OE 6859704	
BMW	3 (E36)	AUDI	A3 (8P1)	FORD	TRANSIT (E_)
		VOLKSWAGEN	GOLF V (1K1)		
		VOLKSWAGEN	TOUAREG (7LA, 7L6, 7L7)		
SAG102	064848102010	SAG103	064848103010	SAG104	064848104010
					
OE 46798363		OE 8200647556		OE 12141739886	
ALFA ROMEO	147 (937_)	RENAULT	CLIO II (BB_, CB_)	BMW	3 (E36)

TYPE GROUP B3 – Crankshaft sensor

SAG105		064848105010	
			
OE 3918022030			
HYUNDAI	ACCENT I (X-3)		
HYUNDAI	LANTRA II (J-2)		

SAG106		064848106010	
			
OE 25182450			
CHEVROLET	AVEO / KALOS (T200)		
DAEWOO	KALOS (KLAS)		

SAG107		064848107010	
			
OE 01238228			
OPEL	VECTRA B (J96)		

SAG108		064848108010	
			
OE FSD718221B			
MAZDA	PREMACY (CP)		

SAG109		064848109010	
			
OE 1690470			
FORD	FIESTA VI (CB1, CCN)		
FORD	FOCUS III		

SAG110		064848110010	
			
OE 504129943			
FIAT	DUCATO (250_, 290_)		
IVECO	DAILY IV		

SAG111		064848111010	
			
OE 1703277			
BMW	3 (E36)		
BMW	5 (E39)		

SAG112		064848112010	
			
OE 3931002200			
HYUNDAI	GETZ (TB)		
KIA	PICANTO (SA)		

SAG114		064848114010	
			
OE 7700100650			
RENAULT	SCÉNIC I MPV (JA0/1_, FA0_)		

SAG116		064848116010	
			
OE 06238459			
OPEL	ASTRA G (T98)		
OPEL	ZAFIRA A MPV (T98)		

SAG117		064848117010	
			
OE 06238153			
OPEL	ASTRA G (T98)		
OPEL	CORSA C (X01)		

SAG118		064848118010	
			
OE 037906433A			
VOLKSWAGEN	GOLF IV Cabriolet (1E7)		

SAG120 **064848120010**


OE 01238223

OPEL	MERIVA A MPV (X03)
OPEL	VECTRA C (Z02)
OPEL	ZAFIRA A MPV (T98)

SAG121 **064848121010**


OE 7766251

FIAT	BRAVA (182_)
FIAT	BRAVO I (182_)
LANCIA	Y (840_)

SAG122 **064848122010**


OE 195321101900

ALFA ROMEO	145 (930_)
ALFA ROMEO	146 (930_)
ALFA ROMEO	156 (932_)

SAG123 **064848123010**



OE 9008019024

TOYOTA	AVENSIS (_T25_)
TOYOTA	RAV 4 II (_A2_)
TOYOTA	RAV 4 III (_A3_)

SAG124 **064848124010**


OE 01238782

OPEL	ASTRA F 2 volumi CLASSIC (T92)
OPEL	ASTRA F CLASSIC SW (T92)

SAG126 **064848126010**


OE 19207P

CITROËN	BERLINGO (MF, GJK, GFK)
CITROËN	XSARA PICASSO (N68)
PEUGEOT	307 (3A/C)

SAG127 **064848127010**



OE 050906433

AUDI	A4 (8D2, B5)
AUDI	A6 (4B2, C5)
VOLKSWAGEN	PASSAT (3B2)

SAG128 **064848128010**


OE 7700747549

RENAULT	CLIO I (B/C57_ 5/357_)
RENAULT	MEGANE I (BA0/1_)
RENAULT	MEGANE Scenic (JA0/1_)

SAG129 **064848129010**



OE 7700101971

RENAULT	CLIO II (BB_ CB_)
---------	-------------------

SAG130 **064848130010**


OE 1920AV

CITROËN	C3 I (FC_ FN_)
PEUGEOT	206 (2A/C)
PEUGEOT	307 (3A/C)

SAG131 **064848131010**


OE 7700300992













RENAULT	MEGANE I (BA0/1_)
RENAULT	SCÉNIC I MPV (JA0/1_ FA0_)

SAG132 **064848132010**


OE 030957147S

SEAT	IBIZA III (6L1)
SKODA	FABIA I (6Y2)
VOLKSWAGEN	POLO (9N_)

TYPE GROUP B3 – Crankshaft sensor

SAG133	064848133010	SAG134	064848134010	SAG135	064848135010
					
OE 46798345		OE 045907319A		OE 3918022600	
ALFA ROMEO	147 (937_)	AUDI	A2 (8Z0)	HYUNDAI	GETZ (TB)
ALFA ROMEO	159 Sportwagon (939_)	SEAT	IBIZA III (6L1)	HYUNDAI	MATRIX (FC)
FIAT	CROMA (194_)	VOLKSWAGEN	POLO (9N_)	KIA	RIO II (JB)
SAG136	064848136010	SAG137	064848137010	SAG138	064848138010
					
OE 9091905045		OE 06238098		OE 038907319	
TOYOTA	PRIUS (_W2_)	OPEL	ASTRA G (T98)	SEAT	IBIZA II (6K1)
TOYOTA	YARIS (_P1_)	OPEL	ZAFIRA A MPV (T98)	SKODA	OCTAVIA I Combi (1U5)
TOYOTA	YARIS VERSO (_P2_)			VOLKSWAGEN	GOLF IV Variant (1J5)
SAG140	064848140010	SAG141	064848141010	SAG142	064848142010
					
OE 7700414694		OE 01238983		OE 028907319B	
RENAULT	CLIO II (BB_ CB_)	OPEL	ASTRA F CLASSIC (T92)	VOLKSWAGEN	GOLF IV Cabriolet (1E7)
RENAULT	KANGOO Express (FW0/1_)			VOLKSWAGEN	LUPO (6X1, 6E1)
RENAULT	SCÉNIC I MPV (JA0/1_ FA0)			VOLKSWAGEN	POLO (6N2)
SAG143	064848143010	SAG144	064848144010	SAG145	064848145010
					
OE 7700108073		OE 1744492		OE 030957147G	
RENAULT	CLIO II (BB_ CB_)	BMW	3 (E46)	VOLKSWAGEN	LUPO (6X1, 6E1)
RENAULT	MEGANE II (BM0/1_ CM0/1_)	BMW	5 (E39)	VOLKSWAGEN	POLO (6N2)
RENAULT	SCÉNIC II (JM0/1_)	BMW	X5 (E53)		

SAG146	064848146010
	
OE 0031537228	
MERCEDES-BENZ	CLASSE A (W168)
MERCEDES-BENZ	CLASSE C (W202)
MERCEDES-BENZ	CLASSE E (W210)

SAG150	064848150010
	
OE 1920E2	
CITROËN	BERLINGO /FIRST Furgonato (M_)
CITROËN	XSARA PICASSO (N68)
PEUGEOT	206 (2A/C)

SAG151	064848151010
	
OE 12141435351	
BMW	1 (E87)
BMW	3 (E46)
BMW	3 (E90)


SAG152	064848152010
	
OE 1920HW; OE 9091905062	
CITROËN	C1 (PM_, PN_)
PEUGEOT	107 (PM_, PN_)
TOYOTA	AYGO (_B1_)

SAG153	064848153010
	
OE 7700103486	
RENAULT	LAGUNA II (BG0/1_)
RENAULT	SCÉNIC II (JM0/1_)
RENAULT	TRAFIC II Furgonato (FL)


SAG155	064848155010
	
OE 032906433A	
VOLKSWAGEN	GOLF VI (5K1)
VOLKSWAGEN	POLO (6R1, 6C1)
VOLKSWAGEN	TIGUAN (5N_)

SAG156	064848156010
	
OE 19204A	
CITROËN	SAXO (S0, S1)

SAG157	064848157010
	
OE 19207N	
CITROËN	XSARA PICASSO (N68)
PEUGEOT	206 (2A/C)
PEUGEOT	307 (3A/C)













SAG158	064848158010
	
OE 7700728637	
RENAULT	CLIO I (B/C57_, 5/357_)
RENAULT	MEGANE I (BA0/1_)
RENAULT	TWINGO I (C06_)


SAG159	064848159010
	
OE 7700101970	
RENAULT	CLIO II (BB_, CB_)
RENAULT	MEGANE II (BM0/1_, CM0/1_)
RENAULT	SCÉNIC II (JM0/1_)

SAG160	064848160010
	
OE 8200647554	
RENAULT	CLIO II (BB_, CB_)
RENAULT	MEGANE II (BM0/1_, CM0/1_)
RENAULT	SCÉNIC I MPV (JA0/1_, FA0_)

SAG161	064848161010
	
OE 6001545512	
RENAULT	CLIO II (BB_, CB_)
RENAULT	KANGOO Express (FC0/1_)
RENAULT	SCÉNIC I MPV (JA0/1_, FA0_)

TYPE GROUP B3 – Crankshaft sensor

SAG163	064848163010	SAG164	064848164010	SAG166	064848166010
					
OE 8200643171		OE 1920AW		OE 036906433	
RENAULT	CLIO II (BB_, CB_)	CITROËN	C2 (JM_)	AUDI	A3 (8P1)
RENAULT	CLIO III (BR0/1, CR0/1)	CITROËN	C3 I (FC_, FN_)	VOLKSWAGEN	GOLF V (1K1)
RENAULT	TWINGO II (CN0_)	PEUGEOT	206 (2A/C)	VOLKSWAGEN	POLO (9N_)
SAG167	064848167010	SAG168	064848168010	SAG169	064848169010
					
OE 1517990; OE 1920PW		OE 1148073; OE 1920EH		OE 1231925; OE 1920GJ	
CITROËN	C3 I (FC_, FN_)	FORD	FIESTA V (JH_, JD_)	FORD	KUGA I
FORD	FIESTA VI (CB1, CCN)	FORD	FIESTA VI (CB1, CCN)	FORD	S-MAX (WA6)
PEUGEOT	207/207+ (WA_, WC_)	PEUGEOT	207/207+ (WA_, WC_)	PEUGEOT	407 (6D_)
SAG170	064848170010	SAG171	064848171010	SAG172	064848172010
					
OE 1062545		OE 1048905		OE 2S6T9E731AA	
FORD	FIESTA V (JH_, JD_)	FORD	FOCUS (DAW, DBW)	FORD	TRANSIT Furgonato (FA_)
FORD	FIESTA VI (CB1, CCN)	FORD	FOCUS II (DA_, HCP, DP)		
FORD	FOCUS II (DA_, HCP, DP)	FORD	MONDEO III (B5Y)		
SAG173	064848173010	SAG174	064848174010	SAG175	064848175010
					
OE 1C1T7H103AA		OE 06235607		OE 1231609	
FORD	TRANSIT Furgonato (FA_)	OPEL	ASTRA H (A04)	FORD	KA (RB_)
				FORD	STREET KA (RL2)

SAG176 **064848176010**


OE 1143943

FORD	FIESTA IV (JA_, JB_)
------	----------------------

SAG177 **064848177010**



OE 6193226

FORD	FIESTA III (GFJ)
FORD	MONDEO II (BAP)

SAG179 **064848179010**


OE 1068171

FORD	FOCUS (DAW, DBW)
FORD	KA (RB_)
FORD	TRANSIT CONNECT (P65_70_80_)

SAG180 **064848180010**


OE 012409191D

AUDI	A4 (8E2, B6)
AUDI	A6 (4B2, C5)
VOLKSWAGEN	PASSAT (3B3)

SAG182 **064848182010**



OE 964204A000

HYUNDAI	i10 (PA)
HYUNDAI	i20 (PB, PBT)
KIA	PICANTO (SA)

SAG183 **064848183010**


OE 1H0919149A

SKODA	OCTAVIA I Combi (1U5)
VOLKSWAGEN	BORA (1J2)
VOLKSWAGEN	GOLF IV (1J1)

SAG184 **064848184010**


OE 1H0919149C

SEAT	LEON (1M1)
SEAT	TOLEDO II (1M2)
VOLKSWAGEN	GOLF IV (1J1)

SAG188 **064848188010**


OE 46466696

FIAT	DOBLO (263_)
FIAT	PANDA / PANDA CLASSIC (169_)
FIAT	PUNTO (188_)

SAG189 **064848189010**


OE 46815160

FIAT	500L (351_, 352_)
FIAT	PUNTO (188_)
LANCIA	YPSILON (843_)

SAG190 **064848190010**


OE 8200547283

DACIA	DUSTER (HS_)
DACIA	LOGAN (LS_)
DACIA	SANDERO

SAG191 **064848191010**


OE 46779352













FIAT	PUNTO (188_)
FIAT	STILO (192_)
LANCIA	Y (840_)













SAG193 **064848193010**


OE 39180-03000













HYUNDAI	i10 (PA)
HYUNDAI	i20 (PB, PBT)
KIA	RIO III (UB)

TYPE GROUP B3 – Crankshaft sensor

SAG194	064848194010	SAG195	064848195010	SAG196	064848196010
					
OE 6001548175		OE 8200746497		OE 391802A900	
DACIA SANDERO		DACIA DUSTER (HS_)		HYUNDAI ix35 (LM, EL, ELH)	
RENAULT CLIO IV (BH_)		DACIA LOGAN MCV (KS_)		KIA SPORTAGE (SL)	
RENAULT TWINGO II (CN0_)		RENAULT MEGANE III (BZ0/1_)			
SAG197	064848197010	SAG200	064848200010	SAG202	064848202010
					
OE 391802B030		OE FN1121551		OE 192085	
HYUNDAI TUCSON (TL, TLE)		MAZDA 2 (DE_, DH_3)		CITROËN BERLINGO /FIRST Furgonato (M_)	
KIA CEE'D Sportswagon (JD)		MAZDA 3 (BK)		CITROËN C5 I (DC_)	
KIA SPORTAGE (QL, QLE)		MAZDA 5 (CR19)		CITROËN XSARA (N1)	
SAG203	064848203010	SAG204	064848204010	SAG205	064848205010
					
OE 8200260327		OE 391802B000		OE MR985041	
RENAULT CLIO III (BR0/1, CR0/1)		HYUNDAI i30 (FD)		MITSUBISHI COLT VI (Z3_A, Z2_A)	
RENAULT MEGANE II (BM0/1_, CM0/1_)		HYUNDAI ix20 (JC)		MITSUBISHI PAJERO IV (V8_W, V9_W)	
RENAULT SCÉNIC II (JM0/1_)		KIA VENGA (YN)			
SAG206	064848206010	SAG207	064848207010	SAG208	064848208010
					
OE 01236304		OE 42620-39200		OE 0061533928	
OPEL ASTRA G (T98)		HYUNDAI i20 (PB, PBT)		SMART FORTWO Cabrio (451)	
OPEL CORSA B (S93)		HYUNDAI ix20 (JC)		SMART FORTWO Coupé (451)	
OPEL ZAFIRA A MPV (T98)					

SAG209	064848209010	SAG210	064848210010	SAG211	064848211010
					
OE 8200885209		OE 96325868		OE 37500PNC006	
DACIA	DUSTER (HS_)	CHEVROLET	MATIZ (M200, M250)	HONDA	CIVIC VIII Hatchback (FN, FK)
RENAULT	CLIO IV (BH_)	CHEVROLET	SPARK (M300)	HONDA	JAZZ II (GD_, GE3, GE2)
SAG212	064848212010	SAG213	064848213010	SAG214	064848214010
					
OE 1931178060		OE ZJ0118221		OE 46806128	
TOYOTA	AURIS (_E15_)	MAZDA	2 (DE_, DH_3)	FIAT	DOBLO Cargo (223_)
TOYOTA	YARIS (_P9_)	MAZDA	3 (BK)	FIAT	PUNTO (188_)
				FIAT	STILO (192_)
SAG215	064848215010	SAG216	064848216010	SAG217	064848217010
					
OE 01M927321		OE 9635732980		OE 1920EN	
SEAT	LEON (1M1)	FIAT	SCUDO Furgonato (220_)	CITROËN	XSARA PICASSO (N68)
VOLKSWAGEN	GOLF IV (1J1)			PEUGEOT	206 (2A/C)
VOLKSWAGEN	NEW BEETLE (9C1, 1C1)			PEUGEOT	307 (3A/C)
SAG218	064848218010	SAG219	064848219010	SAG220	064848220010
					
OE 0031537328		OE 2761530128		OE 01M927321B	
MERCEDES-BENZ	CLASSE C (W202)	MERCEDES-BENZ	CLASSE B (W246, W242)	SEAT	LEON (1M1)
MERCEDES-BENZ	CLASSE E (W124)	MERCEDES-BENZ	CLASSE C (W205)	VOLKSWAGEN	GOLF IV (1J1)
MERCEDES-BENZ	SL (R129)	MERCEDES-BENZ	CLASSE E (W212)	VOLKSWAGEN	NEW BEETLE (9C1, 1C1)

TYPE GROUP B3 – Crankshaft sensor

SAG221	064848221010	SAG222	064848222010	SAG223	064848223010
					
OE 095927321B		OE 1920QS		OE 055555806	
SEAT	LEON (1M1)	CITROËN	C4 Grand Picasso I (UA_)	OPEL	ASTRA H (A04)
VOLKSWAGEN	GOLF IV (1J1)	CITROËN	C5 III (RD_)	OPEL	ZAFIRA / ZAFIRA FAMILY B (A05)
VOLKSWAGEN	NEW BEETLE (9C1, 1C1)	PEUGEOT	3008 MPV (0U_)		
SAG224	064848224010	SAG225	064848225010	SAG226	064848226010
					
OE 12590991; OE 3322078J01		OE 1077500		OE 03D906433	
CHEVROLET	CAPTIVA (C100, C140)	VOLVO	FH	SEAT	IBIZA III (6L1)
OPEL	INSIGNIA A (G09)			SEAT	IBIZA IV (6J5, 6P1)
SUZUKI	GRAND VITARA II (JT, TE, TD)			SKODA	FABIA II (542)
SAG227	064848227010	SAG228	064848228010	SAG229	064848229010
					
OE 1238268		OE 055567243		OE 01238249	
OPEL	ASTRA J Sports Tourer (P10)	OPEL	ASTRA H (A04)	OPEL	INSIGNIA A (G09)
OPEL	MOKKA / MOKKA X (J13)	OPEL	ASTRA J (P10)	OPEL	VECTRA C GTS (Z02)
OPEL	ZAFIRA TOURER C (P12)	OPEL	MOKKA / MOKKA X (J13)		
SAG230	064848230010	SAG231	064848231010	SAG232	064848232010
					
OE 30713485		OE 012588992		OE 038907319E	
VOLVO	V70 II (285)	OPEL	INSIGNIA A (G09)	AUDI	A4 (8E2, B6)
VOLVO	XC60 (156)			SKODA	SUPERB I (3U4)
VOLVO	XC90 I (275)			VOLKSWAGEN	PASSAT (3B3)

SAG233 **064848233010**


OE 237315M010

NISSAN	MICRA III (K12)
NISSAN	NOTE (E11, NE11)

SAG234 **064848234010**



OE 3322050M20

SUZUKI	GRAND VITARA II (JT, TE, TD)
SUZUKI	JIMNY Fuoristrada chiuso (SN)
SUZUKI	SWIFT III (MZ, EZ)

SAG235 **064848235010**



OE 23731BC41A; OE 8200187804

NISSAN	QASHQAI (J10, NJ10, JJ10E)
RENAULT	CLIO III (BR0/1, CR0/1)
RENAULT	MEGANE II (BM0/1_, CM0/1_)

SAG236 **064848236010**


OE 12147503140

BMW	1 (E87)
BMW	3 (E46)
BMW	3 (E90)

SAG237 **064848237010**


OE 12566848

OPEL	VECTRA C (Z02)
SAAB	9-3 (YS3F)

SAG238 **064848238010**


OE 038907319A

SEAT	LEON (1M1)
SEAT	TOLEDO II (1M2)
SKODA	OCTAVIA I Combi (1U5)

SAG239 **064848239010**


OE 0031538328

MERCEDES-BENZ	CLASSE C (W203)
MERCEDES-BENZ	CLASSE E (W211)
MERCEDES-BENZ	VITO / MIXTO Furgonato (W639)

SAG240 **064848240010**



OE 3918025200

HYUNDAI	ix35 (LM, EL, ELH)
KIA	CARENS III MPV (UN)

SAG241 **064848241010**


OE 12789959

SAAB	9-3 (YS3F, E79, D79, D75)
------	---------------------------

SAG242 **064848242010**


OE 7701474895

RENAULT	ESPACE IV (JK0/1_)
RENAULT	MASTER II Autobus (JD)
RENAULT	MASTER II Furgonato (FD)

SAG243 **064848243010**


OE 06H906433B

AUDI	A4 (8K2, B8)
SKODA	OCTAVIA III Combi (5E5)
VOLKSWAGEN	GOLF VII (5G1, BQ1, BE1, BE2)


SAG245 **064848245010**



OE 038957147B

SEAT	CORDOBA (6L2)
SEAT	IBIZA III (6L1)
VOLKSWAGEN	POLO (9N_)


TYPE GROUP B3 – Crankshaft sensor

SAG246	064848246010	SAG247	064848247010	SAG248	064848248010
					
OE 01232268; OE 3322067J00; OE 7700113552		OE 13627787192		OE 0041538728	
OPEL	VIVARO A Furgonato (X83)	BMW	1 (E87)	MERCEDES-BENZ	CLASSE E (W211)
RENAULT	TRAFIC II Furgonato (FL)	BMW	3 (E90)	MERCEDES-BENZ	CLASSE M (W164)
SUZUKI	GRAND VITARA II (JT, TE, TD)	BMW	5 (E60)	MERCEDES-BENZ	CLS (C219)
SAG251	064848251010	SAG252	064848252010	SAG253	064848253010
					
OE 9948811		OE 319351XF00		OE 23731-1VA0A	
FIAT	PUNTO (188_)	NISSAN	JUKE (F15)	NISSAN	QASHQAI (J10, NJ10, JJ10E)
FIAT	SIENA (178_, 172_)	NISSAN	MICRA IV (K13_)		
		NISSAN	QASHQAI (J10, NJ10, JJ10E)		
SAG254	064848254010	SAG255	064848255010	SAG256	064848256010
					
OE 1865A126		OE 46798352		OE 030957147A	
MITSUBISHI	ASX (GA_W_)	ALFA ROMEO	GIULIETTA (940_)	AUDI	A2 (8Z0)
MITSUBISHI	OUTLANDER III (GG_W, GF_W, Z_)			SEAT	IBIZA III (6L1)
				VOLKSWAGEN	POLO (9N_)
SAG257	064848257010	SAG258	064848258010	SAG259	064848259010
					
OE 030957147B		OE 9091905043		OE 90080-19013	
SEAT	IBIZA III (6L1)	TOYOTA	YARIS (_P1_)	TOYOTA	AVENSIS (_T25_)
VOLKSWAGEN	LUPO (6X1, 6E1)	TOYOTA	YARIS (_P9_)	TOYOTA	CELICA Coupé (_T23_)
VOLKSWAGEN	POLO (9N_)			TOYOTA	COROLLA (_E12_)


SAG261	064848261010
	
OE 1920LR	
CITROËN	DS3
PEUGEOT	207/207+ (WA_, WC_)
PEUGEOT	308 I (4A_, 4C_)

SAG262	064848262010
	
OE 3931002700	
HYUNDAI	i10 (PA)
KIA	PICANTO (SA)

SAG264	064848264010
	
OE 0021531728	
MERCEDES-BENZ	190 (W201)
MERCEDES-BENZ	CLASSE E (W124)
MERCEDES-BENZ	SL (R129)


SAG265	064848265010
	
OE 0031534928	
MERCEDES-BENZ	CLASSE C (W202)
MERCEDES-BENZ	CLK (C208)

SAG266	064848266010
	
OE 001927321A	
SEAT	IBIZA III (6L1)
SKODA	FABIA I (6Y2)
VOLKSWAGEN	POLO (9N_)


SAG267	064848267010
	
OE 9091905064	
TOYOTA	COROLLA Verso (ZER_ZZE12_R1_)
TOYOTA	RAV 4 III (_A3_)
TOYOTA	VERSO (_R2_)

SAG268	064848268010
	
OE 46523738	
FIAT	SEICENTO / 600 (187_)

SAG269	064848269010
	
OE 8941322010	
TOYOTA	AURIS (_E15_)
TOYOTA	YARIS (_P9_)




SAG270	064848270010
	
OE 9677539480	
PEUGEOT	2008 I (CU_)
PEUGEOT	208 I (CA_, CC_)
PEUGEOT	3008 MPV (OU_)

SAG271	064848271010
	
OE 06K906433	
VOLKSWAGEN	BEETLE (5C1, 5C2)
VOLKSWAGEN	JETTA IV (162, 163, AV3, AV2)

SAG273	064848273010
	
OE 24770-62JE0-000; OE 89413-52030	
SUZUKI	SWIFT III (MZ, EZ)
TOYOTA	YARIS (_P1_)

SAG274	064848274010
	
OE 3009084	
FORD	MONDEO III (B5Y)


TYPE GROUP B3 – Crankshaft sensor

SAG275	064848275010	SAG276	064848276010	SAG277	064848277010
					
OE 001927321		OE 01238113		OE 04418589; OE 3322067J02; OE 8200676078	
SEAT	IBIZA III (6L1)	OPEL	ASTRA G (T98)	OPEL	VIVARO A Furgonato (X83)
SKODA	FABIA I (6Y2)	OPEL	CORSA C (X01)	RENAULT	TRAFIC II Furgonato (FL)
VOLKSWAGEN	POLO (9N_)	OPEL	CORSA D (S07)	SUZUKI	GRAND VITARA II (JT, TE, TD)
SAG278	064848278010	SAG279	064848279010	SAG280	064848280010
					
OE 2529V1		OE 7700116378		OE 252929	
CITROËN	C4 Grand Picasso I (UA_)	RENAULT	CLIO II (BB_, CB_)	CITROËN	C3 I (FC_, FN_)
CITROËN	C4 Picasso I MPV (UD_)	RENAULT	SCÉNIC I MPV (JA0/1_, FA0_)	PEUGEOT	206 (2A/C)
PEUGEOT	3008 MPV (OU_)				
SAG281	064848281010	SAG282	064848282010	SAG283	064848283010
					
OE 9675323280; OE 1717564		OE 2529S8; OE 8941370010		OE 9091905042	
CITROËN	JUMPER	CITROËN	C1 (PM_, PN_)	TOYOTA	AVENSIS (_T25_)
FORD	TRANSIT Furgonato (FA_)	PEUGEOT	107 (PM_, PN_)	TOYOTA	COROLLA (_E12_)
PEUGEOT	BOXER	TOYOTA	AYGO (_B1_)	TOYOTA	RAV 4 II (_A2_)
SAG284	064848284010	SAG285	064848285010	SAG286	064848286010
					
OE 55224031; OE 1715419		OE 9948812; OE 319351XK0C; OE 7701065844		OE 04L906433	
FIAT	500 (312_)	FIAT	PUNTO (188_)	AUDI	A4 Avant (8K5, B8)
FORD	KA (RU8)	NISSAN	MICRA II (K11)	VOLKSWAGEN	GOLF VII (5G1, BQ1, BE1, BE2)
LANCIA	YPSILON (312_)	RENAULT	KOLEOS I (HY_)	VOLKSWAGEN	UP (121, 122, BL1, BL2)

SAG287 **064848287010**


OE 036906433B

AUDI	A3 (8P1)
VOLKSWAGEN	GOLFS V (1K1)
VOLKSWAGEN	TOURAN (1T1, 1T2)

SAG288 **064848288010**


OE 13627805188

BMW	1 (E87)
BMW	3 (E90)
BMW	X1 (E84)

SAG289 **064848289010**


OE 04C906433

VOLKSWAGEN	GOLF VII (5G1, BQ1, BE1, BE2)
VOLKSWAGEN	POLO (6R1, 6C1)
VOLKSWAGEN	UP (121, 122, BL1, BL2)

SAG290 **064848290010**


OE 46406454

FIAT	PANDA (141_)
LANCIA	Y10 (156_)

SEN8D **064820083010**


OE 4460206

FIAT	CINQUECENTO (170_)
FIAT	CROMA (154_)
FIAT	UNO (146_)

SEN8D3 **064820171010**


OE 07589729

FIAT	CINQUECENTO (170_)
FIAT	PANDA (141_)
FIAT	SEICENTO / 600 (187_)

SEN8E **064820084010**


OE 05944390

FIAT	DUCATO (230_)
FIAT	DUCATO (244_)

SEN8I **064820088010**


OE 46412341

FIAT	CROMA (154_)
FIAT	TIPO (160_)

SEN8I3 **064820168010**


OE 07733001

FIAT	TIPO (160_)
------	-------------

SEN8K **064820162010**



OE 7679221

FIAT	CINQUECENTO (170_)
FIAT	UNO (146_)

SEN8M **064820150010**


OE 7564592

FIAT	TEMPRA (159_)
FIAT	TIPO (160_)
FIAT	UNO (146_)

SEN8U **111040144501**


OE 60808895

FIAT	STRADA Pick-up (178_)
------	-----------------------

TYPE GROUP C1 – EXHAUST GAS TEMPERATURE SENSOR
STS0011 **172000011010**

 Position: before soot particulate filter;
Cable length: 710

AUDI	A3 (8P1)
VOLKSWAGEN	GOLF VI (5K1)
VOLKSWAGEN	PASSAT (3C2)

STS0013 **172000013010**

 Position: after soot particulate filter;
Cable length: 825

AUDI	A3 (8P1)
VOLKSWAGEN	GOLF VI (5K1)
VOLKSWAGEN	TIGUAN (5N_)

STS0015 **172000015010**

 Position: after soot particulate filter;
Cable length: 565

VOLKSWAGEN	PASSAT (362)
VOLKSWAGEN	PASSAT (3C2)

STS0017 **172000017010**


Position: before turbocharger; Cable length: 720

SEAT	LEON (1P1)
VOLKSWAGEN	PASSAT Variant (3C5)
VOLKSWAGEN	TOURAN (1T1, 1T2)

STS0019 **172000019010**

 Position: before soot particulate filter;
Cable length: 510

AUDI	A3 (8P1)
VOLKSWAGEN	PASSAT Variant (3C5)
VOLKSWAGEN	TOURAN (1T1, 1T2)

STS0021 **172000021010**

 Position: after soot particulate filter;
Cable length: 825

AUDI	A3 (8P1)
VOLKSWAGEN	GOLF V (1K1)
VOLKSWAGEN	TIGUAN (5N_)

STS0023 **172000023010**

 OE A0009055205; Position: before soot
particulate filter; Cable length: 540

MERCEDES-BENZ	SPRINTER 3,5-t (906)
---------------	----------------------

STS0025 **172000025010**

 Position: before soot particulate filter;
Cable length: 460

AUDI	A1 (8X1, 8XK)
SEAT	IBIZA IV (6J5, 6P1)
VOLKSWAGEN	POLO (6R1, 6C1)

STS0027 **172000027010**

 Position: after soot particulate filter;
Cable length: 920

VOLKSWAGEN	CADDY III (2KB_2KJ_2CB_2CJ)
VOLKSWAGEN	TOURAN (1T1, 1T2)

STS0029 **172000029010**

 Position: after soot particulate filter;
Cable length: 330

AUDI	A4 (8K2, B8)
AUDI	A5 (8T3)
AUDI	Q5 (8RB)

STS0031 **172000031010**

 OE 55558578;
Position: post-catalyst; Cable length: 1560

OPEL	ASTRA H (A04)
OPEL	ZAFIRA / ZAFIRA FAMILY B (A05)

STS0033 **172000033010**

 Position: after soot particulate filter;
Cable length: 710

VOLKSWAGEN	TRANSPORTER V (7H..7E..)
VOLKSWAGEN	TRANSPORTER VI (SG..SH..)

STS0035 **172000035010**

 OE A0009058804;
 Position: in front of the catalyst; Cable length: 635

MERCEDES-BENZ	SPRINTER 3,5-t (906)
---------------	----------------------

STS0037 **172000037010**


Position: before turbocharger; Cable length: 400

AUDI	A6 Avant (4F5, C6)
AUDI	Q7 (4LB)
VOLKSWAGEN	TOUAREG (7LA, 7L6, 7L7)

STS0039 **172000039010**

 Position: after soot particulate filter;
 Cable length: 516

AUDI	A1 (8X1, 8XK)
SEAT	IBIZA IV (6J5, 6P1)
VOLKSWAGEN	POLO (6R1, 6C1)

STS0041 **172000041010**

 Position: after soot particulate filter;
 Cable length: 1150

VOLKSWAGEN	MULTIVAN V (7H..7EN..)
VOLKSWAGEN	TRANSPORTER V (7H..7E..)

STS0043 **172000043010**

 OE 55190616;
 Position: in front of the catalyst; Cable length: 335

OPEL	ASTRA H (A04)
OPEL	VECTRA C (Z02)
OPEL	ZAFIRA / ZAFIRA FAMILY B (A05)

STS0045 **172000045010**

 Position: before soot particulate filter;
 Cable length: 570

AUDI	A1 (8X1, 8XK)
SEAT	IBIZA IV (6J5, 6P1)
VOLKSWAGEN	POLO (6R1, 6C1)

STS0047 **172000047010**

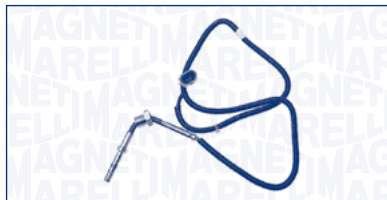
 OE 55489472;
 Position: in front of the catalyst; Cable length: 280

OPEL	INSIGNIA A (G09)
OPEL	ZAFIRA TOURER C (P12)

STS0049 **172000049010**

 Position: before soot particulate filter;
 Cable length: 585

VOLKSWAGEN	MULTIVAN V (7H..7EN..)
VOLKSWAGEN	TRANSPORTER V (7J)

STS0051 **172000051010**

 Position: after soot particulate filter;
 Cable length: 840

AUDI	A4 (8EC, B7)
AUDI	A6 (4F2, C6)

STS0053 **172000053010**

 Position: after soot particulate filter;
 Cable length: 820

AUDI	A1 (8X1, 8XK)
SEAT	IBIZA IV (6J5, 6P1)
VOLKSWAGEN	POLO (6R1, 6C1)

STS0055 **172000055010**


Position: post-catalyst; Cable length: 270


VOLKSWAGEN	GOLF V (1K1)
VOLKSWAGEN	POLO (9N)


STS0057 **172000057010**


 Position: after soot particulate filter;
 Cable length: 1100


VOLKSWAGEN	TRANSPORTER V (7H..7E..)
------------	--------------------------


TYPE GROUP C1 – Exhaust gas temperature sensor

STS0059	172000059010
	
OE 51779770; Position: before soot particulate filter; Cable length: 670	
FIAT	500 (312_)
FIAT	PANDA / PANDA CLASSIC (169_)


STS0061	172000061010
	
OE A0009056404; Position: before turbocharger; Cable length: 384	
MERCEDES-BENZ	CLASSE C (W204)
MERCEDES-BENZ	CLASSE E (W212)
MERCEDES-BENZ	SPRINTER 3,5-t (906)


STS0063	172000063010
	
Position: before soot particulate filter; Cable length: 683	
VOLKSWAGEN	TRANSPORTER V (7H..7E..)


STS0065	172000065010
	
Position: after soot particulate filter; Cable length: 934	
VOLKSWAGEN	CADDY III (2K_2C_)
VOLKSWAGEN	TOURAN (1T3)

STS0067	172000067010
	
OE 30713739; Position: before soot particulate filter; Cable length: 367	
VOLVO	V70 III (135)
VOLVO	XC60 (156)


STS0069	172000069010
	
Position: before soot particulate filter; Cable length: 605	
VOLKSWAGEN	TRANSPORTER V (7H..7E..)


STS0071	172000071010
	
Position: before turbocharger; Cable length: 515	
VOLKSWAGEN	MULTIVAN V (7H..7EN..)
VOLKSWAGEN	TRANSPORTER V (7J_)


STS0073	172000073010
	
Position: after soot particulate filter; Cable length: 850	
SEAT	IBIZA IV (6J5, 6P1)
VOLKSWAGEN	POLO (6R1, 6C1)


STS0075	172000075010
	
Position: before soot particulate filter; Cable length: 365	
AUDI	A4 (8K2, B8)
AUDI	A5 Sportback (8TA)
AUDI	Q5 (8RB)

STS0077	172000077010
	
OE 55557466; Position: post-catalyst; Cable length: 1420	
OPEL	VECTRA C (Z02)


STS0079	172000079010
	
OE A0051531028; Position: for catalytic converter; Cable length: 1135	
MERCEDES-BENZ	SPRINTER 3,5-t Furgonato (906)

STS0081	172000081010
	
Position: before soot particulate filter; Cable length: 635	
VOLKSWAGEN	TRANSPORTER V (7H..7E..)


STS0083	172000083010
	
Position: after soot particulate filter; Cable length: 395	
VOLKSWAGEN	CRAFTER 30-50 Furgonato (2E.)


STS0085	172000085010
	
Position: before soot particulate filter; Cable length: 253	
VOLKSWAGEN	CRAFTER 30-50 Furgonato (2E.)

STS0087	172000087010
	
Position: before turbocharger; Cable length: 880	
AUDI	A4 (8EC, B7)
SKODA	SUPERB I (3U4)


STS0089	172000089010
	
OE 30713642; Position: after soot particulate filter; Cable length: 483	
VOLVO	S40 II (544)
VOLVO	V50 (545)


STS0091	172000091010
	
OE A0071539028; Position: before soot particulate filter; Cable length: 466	
MERCEDES-BENZ	CLASSE C (W204)
MERCEDES-BENZ	CLASSE C T-Model (S204)


STS0093	172000093010
	
Position: in front of the catalyst; Cable length: 460	
AUDI	A3 (8P1)


STS0095	172000095010
	
Cable length: 593	
AUDI	A6 (4F2, C6)

STS0097	172000097010
	
Position: after soot particulate filter; Cable length: 1105	
VOLKSWAGEN	TRANSPORTER V (7H..7E..)













STS0099	172000099010
	
Position: before soot particulate filter; Cable length: 490	
SEAT	IBIZA IV (6J5, 6P1)
VOLKSWAGEN	POLO (6R1, 6C1)








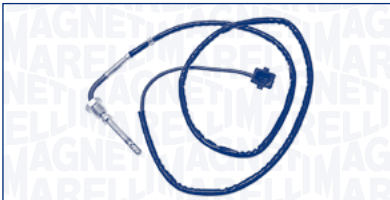




STS0101	172000101010
	
Position: before turbocharger; Cable length: 720	
SEAT	IBIZA IV (6J5, 6P1)
SKODA	FABIA II (542)
VOLKSWAGEN	POLO (9N.)

STS0103	172000103010
	
OE 30729648; Position: after soot particulate filter; Cable length: 486	
VOLVO	V70 II (285)
VOLVO	XC90 I (275)













STS0105	172000105010
	
Position: before soot particulate filter; Cable length: 840	
AUDI	A4 (8EC, B7)













TYPE GROUP C1 – Exhaust gas temperature sensor

STS0107	172000107010	STS0109	172000109010	STS0111	172000111010
					
OE 55562433; Position: in front of the catalyst; Cable length: 550		OE A0051531128; Position: post-catalyst; Cable length: 475		Position: before turbocharger; Cable length: 780	
OPEL	ASTRA H (A04)	MERCEDES-BENZ	CLASSE E (W211)	AUDI	A4 Avant (8ED, B7)
STS0113	172000113010	STS0115	172000115010	STS0117	172000117010
					
Position: before soot particulate filter; Cable length: 470		Position: after soot particulate filter; Cable length: 553		OE 31303026; Position: after soot particulate filter; Cable length: 379	
SEAT	IBIZA III (6L1)	AUDI	A4 (8K2, B8)	VOLVO	V60 I (155, 157)
SKODA	ROOMSTER (5J)	AUDI	A5 (8T3)	VOLVO	XC60 (156)
VOLKSWAGEN	POLO (9N_)				
STS0119	172000119010	STS0121	172000121010	STS0123	172000123010
					
OE A0051539228; Position: post-catalyst; Cable length: 808		Position: before turbocharger; Cable length: 575		Position: before turbocharger; Cable length: 565	
MERCEDES-BENZ	CLASSE A (W169)	VOLKSWAGEN	CRAFTER 30-50 Furgonato (2E_)	VOLKSWAGEN	CRAFTER 30-50 Furgonato (2E_)
MERCEDES-BENZ	CLASSE B (W245)			VOLKSWAGEN	TRANSPORTER V (7H..7E..)
STS0125	172000125010	STS0127	172000127010	STS0129	172000129010
					
Position: before soot particulate filter; Cable length: 872		OE 55563955; Cable length: 1235		Position: before turbocharger; Cable length: 850	
VOLKSWAGEN	CADDY III (2K_2C_)	OPEL	CORSA D (S07)	SEAT	IBIZA IV (6J5, 6P1)
VOLKSWAGEN	TOURAN (1T3)			VOLKSWAGEN	POLO (6R1, 6C1)

STS0131	172000131010	STS0133	172000133010	STS0135	172000135010
					
Position: post-catalyst; Cable length: 455		Position: before turbocharger; Cable length: 565		Position: before soot particulate filter; Cable length: 1175	
ALFA ROMEO 159 (939_)		VOLKSWAGEN TRANSPORTER V (7H..7E..)		VOLKSWAGEN TRANSPORTER V (7H..7E..)	
STS0137	172000137010	STS0139	172000139010	STS0141	172000141010
					
Position: before soot particulate filter; Cable length: 680		Position: before soot particulate filter; Cable length: 590		OE 31303032; Position: before soot particulate filter; Cable length: 370	
VOLKSWAGEN TIGUAN (5N_)		AUDI A1 (8X1, 8XK) SEAT IBIZA IV (6J5, 6P1)		VOLVO V60 I (155, 157) VOLVO XC60 (156)	
STS0143	172000143010	STS0145	172000145010	STS0147	172000147010
					
OE 55566086; Position: post-catalyst; Cable length: 1195		OE 55566631; Position: for soot particulate filter; Cable length: 1185		OE A0071530928; Cable length: 663	
OPEL ASTRA H (A04)		OPEL ASTRA H (A04) OPEL ZAFIRA / ZAFIRA FAMILY B (A05)		MERCEDES-BENZ CLASSE A (W169) MERCEDES-BENZ CLASSE B (W245)	
STS0149	172000149010	STS0151	172000151010	STS0153	172000153010
					
OE 55566621; Position: post-catalyst; Cable length: 1540		OE A0009056704; Position: before turbocharger; Cable length: 320		Position: before soot particulate filter; Cable length: 1265	
OPEL ASTRA H (A04)		MERCEDES-BENZ CLA Coupé (C117) MERCEDES-BENZ CLASSE B (W246, W242)		VOLKSWAGEN TRANSPORTER V (7H..7E..)	


TYPE GROUP C1 – Exhaust gas temperature sensor

STS0155	172000155010	STS0157	172000157010	STS0159	172000159010
					
OE A0019050600; Position: before soot particulate filter; Cable length: 528		Position: after soot particulate filter; Cable length: 1310		OE 55203808; Position: in front of the catalyst; Cable length: 570	
MERCEDES-BENZ	CLASSE E (W212)	AUDI	Q7 (4LB)	FIAT	DOBLO MPV (119_, 223_)
		VOLKSWAGEN	TOUAREG (7LA, 7L6, 7L7)		
STS0161	172000161010	STS0163	172000163010	STS0165	172000165010
					
Position: before turbocharger; Cable length: 614		OE 55564977; Position: in front of the catalyst; Cable length: 274		Position: before soot particulate filter; Cable length: 1045	
AUDI	A4 Avant (8K5, B8)	OPEL	CORSA D (S07)	AUDI	Q7 (4LB)
AUDI	Q5 (8RB)	OPEL	MERIVA B MPV (S10)	VOLKSWAGEN	TOUAREG (7LA, 7L6, 7L7)
STS0167	172000167010	STS0169	172000169010	STS0171	172000171010
					
OE 30751456; Position: before soot particulate filter; Cable length: 477		OE A0051539328; Position: before turbocharger; Cable length: 257		Position: before soot particulate filter; Cable length: 500	
VOLVO	V70 II (285)	MERCEDES-BENZ	CLASSE A (W169)	AUDI	A6 (4F2, C6)
VOLVO	XC90 I (275)	MERCEDES-BENZ	CLASSE B (W245)		
STS0173	172000173010	STS0175	172000175010	STS0177	172000177010
					
Position: after soot particulate filter; Cable length: 262		Position: before soot particulate filter; Cable length: 1040		OE 55190624; Position: before soot particulate filter; Cable length: 835	
AUDI	A5 Sportback (8TA)	AUDI	Q7 (4LB)	FIAT	BRAVO II (198_)
AUDI	Q5 (8RB)	VOLKSWAGEN	TOUAREG (7LA, 7L6, 7L7)	FIAT	STILO (192_)


STS0179	172000179010	STS0181	172000181010	STS0183	172000183010
					
OE A0009059000; Position: for catalytic converter; Cable length: 310		Position: before turbocharger; Cable length: 805		OE 31319265; Cable length: 468	
MERCEDES-BENZ	CLASSE M (W164)	AUDI	A4 (8EC, B7)	VOLVO	XC60 (156)
MERCEDES-BENZ	CLS (C219)	AUDI	A6 (4F2, C6)		
STS0185	172000185010	STS0187	172000187010	STS0189	172000189010
					
OE A0009059004; Position: for catalytic converter; Cable length: 475		Position: after soot particulate filter; Cable length: 750		Position: after soot particulate filter; Cable length: 735	
MERCEDES-BENZ	CLASSE C (W205)	VOLKSWAGEN	CRAFTER 30-50 Furgonato (2E_)	AUDI	A3 (8V1, 8VK)
MERCEDES-BENZ	CLASSE C T-Model (S205)			VOLKSWAGEN	GOLF VII (5G1, BQ1, BE1, BE2)
STS0191	172000191010	STS0193	172000193010	STS0195	172000195010
					
Position: after soot particulate filter; Cable length: 815		Cable length: 218		OE A0019053000; Position: before soot particulate filter; Cable length: 1155	
SEAT	IBIZA III (6L1)	DODGE	JOURNEY	MERCEDES-BENZ	CLASSE C (W204)
VOLKSWAGEN	POLO (9N_)	FIAT	FREEMONT (345_)	MERCEDES-BENZ	CLASSE S (W221)
STS0197	172000197010	STS0199	172000199010	STS0201	172000201010
					
OE 55578799; Position: post-catalyst; Cable length: 1190		OE A0051531728; Position: exhaust pipe at exhaust turbocharger; Cable length: 470		Position: after soot particulate filter; Cable length: 985	
OPEL	ASTRA J (P10)	MERCEDES-BENZ	CLASSE C (W204)	VOLKSWAGEN	TOUAREG (7LA, 7L6, 7L7)
		MERCEDES-BENZ	CLASSE E (W211)		


TYPE GROUP C1 – Exhaust gas temperature sensor

STS0203	172000203010	STS0205	172000205010	STS0207	172000207010
					
Position: before turbocharger; Cable length: 595		OE A0019050700; Cable length: 255		Position: for catalytic converter; Cable length: 755	
VOLKSWAGEN	CRAFTER 30-50 Furgonato (2E_)	MERCEDES-BENZ	CLASSE C (W204)	ALFA ROMEO	159 (939_)
		MERCEDES-BENZ	CLASSE C T-Model (S204)		
STS0209	172000209010	STS0211	172000211010	STS0213	172000213010
					
OE 55574183; Position: in front of the catalyst; Cable length: 450		OE 55199053; Position: before soot particulate filter; Cable length: 675		Position: before soot particulate filter; Cable length: 535	
OPEL	ASTRA J Sports Tourer (P10)	FIAT	MULTIPLA (186_)	VOLKSWAGEN	TOUAREG (7LA, 7L6, 7L7)
OPEL	MOKKA / MOKKA X (J13)				
STS0215	172000215010	STS0217	172000217010	STS0219	172000219010
					
Position: before soot particulate filter; Cable length: 339		Position: after soot particulate filter; Cable length: 760		OE 55204765; Cable length: 705	
AUDI	A4 (8K2, B8)	SEAT	CORDOBA (6L2)	FIAT	GRANDE PUNTO (199_)
AUDI	A5 (8T3)	SEAT	IBIZA III (6L1)		
		VOLKSWAGEN	POLO (9N_)		
STS0221	172000221010	STS0223	172000223010	STS0225	172000225010
					
OE 55571362; Position: in front of the catalyst; Cable length: 504		Position: in front of the catalyst; Cable length: 575		OE 55197011; Position: particulate filter; Cable length: 1130	
OPEL	ASTRA J (P10)	ALFA ROMEO	GIULIETTA (940_)	FIAT	MULTIPLA (186_)


STS0227	172000227010
	
OE 51825681; Position: before soot particulate filter; Cable length: 270	
FIAT	BRAVO II (198_)


STS0229	172000229010
	
Position: before soot particulate filter; Cable length: 935	
AUDI	A3 (8V1, 8VK)
VOLKSWAGEN	GOLF VII (5G1, BQ1, BE1, BE2)

STS0231	172000231010
	
OE 55200037; Position: before soot particulate filter; Cable length: 1030	
FIAT	CROMA (194_)


STS0233	172000233010
	
OE 55199672; Position: before soot particulate filter; Cable length: 428	
FIAT	CROMA (194_)
FIAT	GRANDE PUNTO (199_)


STS0235	172000235010
	
OE 51825645; Position: for catalytic converter; Cable length: 480	
FIAT	PUNTO EVO (199_)


STS0237	172000237010
	
Position: in front of the catalyst; Cable length: 1050	
ALFA ROMEO	147 (937_)


STS0239	172000239010
	
OE 51791310; Position: particulate filter; Cable length: 1170	
FIAT	STILO Multi Wagon (192_)

STS0241	172000241010
	
Position: before turbocharger; Cable length: 610	
SKODA	OCTAVIA III Combi (5E5)
VOLKSWAGEN	GOLF VII (5G1, BQ1, BE1, BE2)
VOLKSWAGEN	PASSAT Variant (3G5, CB5)

STS0243	172000243010
	
Position: post-catalyst; Cable length: 410	
ALFA ROMEO	159 (939_)

STS0245	172000245010
	
Position: post-catalyst; Cable length: 1630	
ALFA ROMEO	147 (937_)


STS0247	172000247010
	
Position: in front of the catalyst; Cable length: 730	
AUDI	A3 (8V1, 8VK)
VOLKSWAGEN	GOLF VII (5G1, BQ1, BE1, BE2)

STS0249	172000249010
	
Position: before particle filter; Cable length: 945	
AUDI	A3 (8V1, 8VK)
SEAT	LEON ST (5F8)

TYPE GROUP C1 – Exhaust gas temperature sensor
STS0251 **172000251010**


Position: before catalyst; Cable length: 745

AUDI	A3 (8V1, 8VK)
SEAT	LEON ST (5F8)

TYPE GROUP C2 – EXHAUST GAS PRESSURE SENSOR
SPS001 **215910000100**


OE 55198717; Replaced by SPS009

FIAT	GRANDE PUNTO (199_)
OPEL	MERIVA A MPV (X03)
OPEL	ZAFIRA / ZAFIRA FAMILY B (A05)

SPS002 **215910000200**



OE 059906051A

AUDI	A4 (8K2, B8)
AUDI	Q5 (8RB)
SEAT	LEON (1P1)

SPS003 **215910000300**


OE 03G906051

VOLKSWAGEN	GOLF V (1K1)
VOLKSWAGEN	TIGUAN (5N_)

SPS004 **215910000400**


OE 059906051C

AUDI	A3 (8P1)
VOLKSWAGEN	GOLF VI (5K1)
VOLKSWAGEN	POLO (6R1, 6C1)

SPS005 **215910000500**



OE 076906051B

VOLKSWAGEN	GOLF VI (5K1)
VOLKSWAGEN	PASSAT Variant (365)
VOLKSWAGEN	TIGUAN (5N_)

SPS006 **215910000600**


OE 1315684

FORD	FOCUS II (DA_, HCP, DP)
FORD	FOCUS II Turnier (DA_, FFS, DS)

SPS007 **215910000700**


OE A0041539528

MERCEDES-BENZ	CLASSE A (W169)
MERCEDES-BENZ	CLASSE B (W245)
MERCEDES-BENZ	CLASSE C (W204)

SPS008 **215910000800**



OE 1618LP

PEUGEOT	207/207+ (WA_, WC_)
PEUGEOT	208 I (CA_, CC_)
PEUGEOT	308 I (4A_, 4C_)

SPS009 **215910000900**



OE 51792301; OE 4709270

FIAT	GRANDE PUNTO (199_)
OPEL	CORSA D (S07)
OPEL	ZAFIRA / ZAFIRA FAMILY B (A05)

TYPE GROUP C2 – Exhaust gas pressure sensor
SPS010 **215910001000**


OE 1545549

FORD	FIESTA VI (CB1, CCN)
FORD	TRANSIT CONNECT (P65_70_80_)
FORD	TRANSIT Furgonato (FA_)

SPS011 **215910001100**


OE 39210-2A800

HYUNDAI	ix35 (LM, EL, ELH)
KIA	RIO III (UB)
KIA	SPORTAGE (SL)

SPS012 **215910001200**


OE 208155642R

RENAULT	CAPTUR (J5_, H5_)
RENAULT	CLIO IV (BH_)

SPS013 **215910001300**



OE 51855119

FIAT	500L (351_, 352_)
FIAT	GRANDE PUNTO (199_)
FIAT	PANDA / PANDA CLASSIC (169_)

SPS014 **215910001400**



OE A6429050200

MERCEDES-BENZ	CLASSE A (W176)
MERCEDES-BENZ	CLASSE B (W246, W242)
MERCEDES-BENZ	CLASSE E (W212)

SPS015 **215910001500**


OE 07Z906051A

AUDI	A4 (8EC, B7)
AUDI	A6 (4F2, C6)

SPS016 **215910001600**


OE 89480-42020

TOYOTA	HILUX VII Pick-up (N1_N2_N3_)
TOYOTA	RAV 4 III (_A3_)
TOYOTA	YARIS (_P9_)

SPS017 **215910001700**


OE LR023134

LAND ROVER	RANGE ROVER III (L322)
------------	------------------------

SPS018 **215910001800**



OE 89480-12040

TOYOTA	AURIS (_E15_)
TOYOTA	AVENSIS (_T27_)
TOYOTA	VERSO (_R2_)

TYPE GROUP D1 – ABS SENSOR
MWSS000 **172100000010**


OE 1H0927808; Position: right front

SEAT	LEON (1M1)
VOLKSWAGEN	GOLF IV (1J1)
VOLKSWAGEN	POLO (6N2)

MWSS001 **172100001010**


OE 1H0927807; Position: left front













SEAT	LEON (1M1)
VOLKSWAGEN	GOLF IV (1J1)
VOLKSWAGEN	POLO (6N2)

MWSS002 **172100002010**


OE 1J0927807B; Position: rear axle left and right

SEAT	LEON (1M1)
VOLKSWAGEN	GOLF IV (1J1)
VOLKSWAGEN	LUPO (6X1, 6E1)

TYPE GROUP D1 – ABS sensor

MWSS003	172100003010	MWSS004	172100004010	MWSS005	172100005010
					
OE 01238236; Position: front axle left and right		OE 51718056; Position: front axle left and right		OE 51713211; Position: rear axle left and right	
OPEL	CORSA C (X01)	FIAT	PANDA / PANDA CLASSIC (169_)	FIAT	PANDA / PANDA CLASSIC (169_)
OPEL	MERIVA A MPV (X03)				
MWSS006	172100006010	MWSS007	172100007010	MWSS008	172100008010
					
OE 8200186294; Position: front axle left and right		OE 479001745R; Position: right rear		OE 479006554R; Position: left rear	
RENAULT	CLIO II (BB_, CB_)	RENAULT	CLIO II (BB_, CB_)	RENAULT	CLIO II (BB_, CB_)
RENAULT	KANGOO (KC0/1_)				
RENAULT	TWINGO I (C06_)				
MWSS010	172100010010	MWSS011	172100011010	MWSS012	172100012010
					
OE 479000735R; Position: left rear		OE 479009927R; Position: right rear		OE 46837686; Position: left front	
RENAULT	CLIO III (BR0/1, CR0/1)	RENAULT	CLIO III (BR0/1, CR0/1)	FIAT	PUNTO (188_)
RENAULT	MODUS / GRAND MODUS (F/J/P0_)	RENAULT	MODUS / GRAND MODUS (F/J/P0_)		
MWSS014	172100014010	MWSS015	172100015010	MWSS016	172100016010
					
OE 46784471; Position: front axle left and right		OE 4545E1; OE 895420H010; Position: front axle left and right		OE 4545E2; OE 895440H010; Position: rear axle left and right	
FIAT	GRANDE PUNTO (199_)	CITROËN	C1 (PM_, PN_)	CITROËN	C1 (PM_, PN_)
FIAT	PUNTO (199_)	PEUGEOT	107 (PM_, PN_)	PEUGEOT	107 (PM_, PN_)
FIAT	PUNTO EVO (199_)	TOYOTA	AYGO (_B1_)	TOYOTA	AYGO (_B1_)

MWSS017 **172100017010**



OE 479101292R; Position: front axle left and right

RENAULT	CLIO III (BR0/1, CR0/1)
RENAULT	MODUS / GRAND MODUS (F/J/P0_)

MWSS018 **172100018010**



OE 55701387; Position: rear axle left and right

FIAT	GRANDE PUNTO (199_)
------	---------------------

MWSS019 **172100019010**


OE 6Q0927804A; Position: right front

SEAT	IBIZA III (6L1)
VOLKSWAGEN	GOLF VII (5G1, BQ1, BE1, BE2)
VOLKSWAGEN	POLO (6R1, 6C1)

MWSS020 **172100020010**


OE 1K0927807; Position: left rear

AUDI	A3 (8P1)
VOLKSWAGEN	GOLF VI (5K1)
VOLKSWAGEN	TOURAN (1T1, 1T2)

MWSS021 **172100021010**


OE 1K0927808; Position: right rear

AUDI	A3 (8P1)
VOLKSWAGEN	GOLF VI (5K1)
VOLKSWAGEN	TOURAN (1T1, 1T2)

MWSS022 **172100022010**


OE 8D0927803B; Position: front axle left and right

VOLKSWAGEN	PASSAT (3B3)
------------	--------------

MWSS023 **172100023010**


OE 6Q0927803A; Position: left front

VOLKSWAGEN	GOLF VII (5G1, BQ1, BE1, BE2)
VOLKSWAGEN	POLO (6R1, 6C1)
VOLKSWAGEN	POLO (9N_)

MWSS024 **172100024010**


OE 8D0927807C; Position: rear axle left and right

AUDI	A4 (8D2, B5)
------	--------------

MWSS025 **172100025010**


OE 6Q0927807A; Position: left rear

SEAT	IBIZA III (6L1)
VOLKSWAGEN	POLO (6R1, 6C1)
VOLKSWAGEN	POLO (9N_)

MWSS026 **172100026010**



OE 6Q0927808A; Position: right rear

SEAT	IBIZA III (6L1)
VOLKSWAGEN	POLO (6R1, 6C1)
VOLKSWAGEN	POLO (9N_)

MWSS027 **172100027010**


OE 7H0927803; Position: left front

AUDI	A3 (8P1)
VOLKSWAGEN	GOLF VI (5K1)
VOLKSWAGEN	TIGUAN (5N_)


MWSS028 **172100028010**


OE 7H0927804; Position: right front


AUDI	A3 (8P1)
VOLKSWAGEN	GOLF VI (5K1)
VOLKSWAGEN	TIGUAN (5N_)


TYPE GROUP D1 – ABS sensor

MWSS029	172100029010	MWSS030	172100030010	MWSS031	172100031010
OE 8E0927803B; Position: front axle left and right		OE 3B0927807B; Position: rear axle left and right		OE 8E0927803; Position: front axle left and right	
AUDI	A4 (8E2, B6)	VOLKSWAGEN	PASSAT (3B3)	AUDI	A4 (8E2, B6)
MWSS032	172100032010	MWSS033	172100033010	MWSS034	172100034010
OE 6K0927807D; Position: rear axle left and right		OE 01238917; Position: rear axle left and right		OE 01238918; Position: front axle left and right	
SEAT	CORDOBA (6K1, 6K2)	OPEL	CORSA B (S93)	OPEL	CORSA B (S93)
SEAT	IBIZA II (6K1)				
VOLKSWAGEN	POLO (6N2)				
MWSS035	172100035010	MWSS036	172100036010	MWSS037	172100037010
OE 4545C1; Position: front axle left and right		OE 454588; Position: front axle left and right		OE 1012393; Position: front axle left and right	
CITROËN	C4I (LC_)	PEUGEOT	307 (3A/C)	FORD	FIESTA IV (JA_, JB_)
PEUGEOT	307 (3A/C)				
MWSS038	172100038010	MWSS039	172100039010	MWSS040	172100040010
OE 1064227; Position: front axle left and right		OE 1115018; Position: left and right		OE 1067210; Position: rear axle left and right	
FORD	FOCUS (DAW, DBW)	FORD	MONDEO III (B5Y)	FORD	FOCUS (DAW, DBW)

MWSS041	172100041010
	
OE 1067208; Position: right rear	
FORD	FOCUS (DAW, DBW)


MWSS042	172100042010
	
OE 1011346; Position: front axle left and right	
FORD	ESCORT CLASSIC (AAL, ABL)


MWSS043	172100043010
	
OE 1151951; Position: front axle left and right	
FORD	FIESTA V (JH_, JD_)
FORD	FUSION (JU_)

MWSS044	172100044010
	
OE 1011795; Position: rear axle left and right	
FORD	FIESTA IV (JA_, JB_)

MWSS045	172100045010
	
OE 1223620; Position: front axle left and right	
FORD	FOCUS C-MAX (DM2)
FORD	FOCUS II (DA_, HCP, DP)
FORD	KUGA I


MWSS046	172100046010
	
OE 1223622; Position: rear axle left and right	
FORD	FOCUS III
FORD	KUGA II (DM2)


MWSS047	172100047010
	
OE 51797173; OE 1563623; Position: front axle left and right	
FIAT	500 (312_)
FORD	KA (RU8)

MWSS048	172100048010
	
OE 51787099; OE 1563624; Position: rear axle left and right	
FIAT	500 (312_)
FORD	KA (RU8)


MWSS049	172100049010
	
OE 1356184; Position: front axle left and right	
FORD	C-MAX (DM2)
FORD	FOCUS C-MAX (DM2)
FORD	FOCUS II (DA_, HCP, DP)


MWSS050	172100050010
	
OE 1H0927807D; Position: rear axle left and right	
VOLKSWAGEN	GOLF IV Cabriolet (1E7)

MWSS051	172100051010
	
OE 1151023; Position: rear axle left and right	
FORD	FIESTA V (JH_, JD_)
FORD	FUSION (JU_)

MWSS052	172100052010
	
OE 1087770; Position: rear axle left and right	
FORD	FIESTA Furgonato (JV_)
FORD	FIESTA IV (JA_, JB_)


TYPE GROUP D1 – ABS sensor

MWSS053	172100053010
	
OE 34526762466; Position: rear axle left and right	
BMW	1 (E87)
BMW	3 (E90)


MWSS054	172100054010
	
OE 34526762465; Position: front axle left and right	
BMW	1 (E87)
BMW	3 (E90)

MWSS055	172100055010
	
OE 454576; Position: front axle left and right	
PEUGEOT	206 (2A/C)

MWSS056	172100056010
	
OE 454577; Position: rear axle left and right	
PEUGEOT	206 (2A/C)

MWSS057	172100057010
	
OE 454598; Position: rear axle left and right	
CITROËN	C2 (JM_)
CITROËN	C3 I (FC_, FN_)
CITROËN	C3 II (SC_)

MWSS058	172100058010
	
OE 454597; Position: front axle left and right	
CITROËN	C2 (JM_)
CITROËN	C3 I (FC_, FN_)
CITROËN	C3 II (SC_)

MWSS059	172100059010
	
OE 8200084125; Position: front axle left and right	
RENAULT	SPACE IV (JK0/1_)
RENAULT	LAGUNA II (BG0/1_)





MWSS060	172100060010
	
OE 8200084126; Position: rear axle left and right	
RENAULT	LAGUNA II (BG0/1_)

MWSS061	172100061010
	
OE 8200539276; Position: rear axle left and right	
RENAULT	LAGUNA II (BG0/1_)

MWSS062	172100062010
	
OE 454557; Position: front axle left and right	
CITROËN	SAXO (S0, S1)
PEUGEOT	106 II (1A_, 1C_)

MWSS063	172100063010
	
OE 454580; Position: rear axle left and right	
CITROËN	SAXO (S0, S1)
PEUGEOT	106 II (1A_, 1C_)

MWSS064	172100064010
	
OE 454599; Position: front axle left and right	
PEUGEOT	206 (2A/C)

MWSS065	172100065010	MWSS066	172100066010	MWSS067	172100067010
					
OE 4545A3; Position: rear axle left and right		OE 4545A0; Position: rear axle left and right		OE 7L0927807A; Position: left	
PEUGEOT 206 (2A/C)		PEUGEOT 206 (2A/C)		VOLKSWAGEN TIGUAN (5N_)	VOLKSWAGEN TOUAREG (7LA, 7L6, 7L7)
MWSS068	172100068010	MWSS069	172100069010	MWSS070	172100070010
					
OE 7L0927808A; Position: right		OE 2035400417; Position: front axle left and right		OE 2035401417; Position: right rear	
VOLKSWAGEN TIGUAN (5N_)		MERCEDES-BENZ CLASSE C (W203)		MERCEDES-BENZ CLASSE C (W203)	
VOLKSWAGEN TOUAREG (7LA, 7L6, 7L7)					
MWSS071	172100071010	MWSS072	172100072010	MWSS073	172100073010
					
OE 2035401317; Position: left rear		OE 8200043135; Position: front axle left and right		OE 8200043136; Position: rear axle left and right	
MERCEDES-BENZ CLASSE C (W203)		RENAULT MEGANE II (BM0/1_, CM0/1_)		RENAULT MEGANE II (BM0/1_, CM0/1_)	
		RENAULT SCÉNIC II (JM0/1_)		RENAULT SCÉNIC II (JM0/1_)	
MWSS074	172100074010	MWSS075	172100075010	MWSS076	172100076010
					
OE 8200446282; Position: front axle left and right		OE 8200404460; Position: front axle left and right		OE 8200416683; Position: rear axle left and right	
RENAULT MEGANE II (BM0/1_, CM0/1_)		RENAULT MEGANE II (BM0/1_, CM0/1_)		RENAULT MEGANE II (BM0/1_, CM0/1_)	
RENAULT SCÉNIC II (JM0/1_)		RENAULT SCÉNIC II (JM0/1_)		RENAULT SCÉNIC II (JM0/1_)	

TYPE GROUP D1 – ABS sensor

MWSS077	172100077010
	
OE 2K0927807; Position: rear axle left and right	
SKODA	OCTAVIA III Combi (5E5)
VOLKSWAGEN	CADDY III (2K_2C_)
VOLKSWAGEN	GOLF VII (5G1, BQ1, BE1, BE2)

MWSS078	172100078010
	
OE 9015420318; Position: front axle left and right	
MERCEDES-BENZ	SPRINTER 3-t Furgonato (903)

MWSS079	172100079010
	
OE 9015420319; Position: rear axle left and right	
MERCEDES-BENZ	SPRINTER 3-t Furgonato (903)

MWSS080	172100080010
	
OE 4545C4; Position: rear axle left and right	
CITROËN	C4 I (LC_)
PEUGEOT	307 (3A/C)


MWSS081	172100081010
	
OE 701927807A; Position: front axle left and right	
VOLKSWAGEN	TRANSPORTER IV (70..7D..)


MWSS082	172100082010
	
OE 701927807E; Position: left rear	
VOLKSWAGEN	TRANSPORTER IV (70..7D..)


MWSS083	172100083010
	
OE 701927807D; Position: right rear	
VOLKSWAGEN	TRANSPORTER IV (70..7D..)













MWSS084	172100084010
	
OE 2049050000; Position: front axle left and right	
MERCEDES-BENZ	CLASSE C (W204)

MWSS085	172100085010
	
OE 2049050100; Position: rear axle left and right	
MERCEDES-BENZ	CLASSE C (W204)













MWSS086	172100086010
	
OE 4545J5; Position: front axle left and right	
PEUGEOT	207/207+ (WA_, WC_)
PEUGEOT	208 I (CA_, CC_)

MWSS087	172100087010
	
OE 4545E5; Position: rear axle left and right	
PEUGEOT	207/207+ (WA_, WC_)
PEUGEOT	208 I (CA_, CC_)


MWSS088	172100088010
	
OE 895430D010; Position: left front	
TOYOTA	YARIS (_P1_)


MWSS089	172100089010	MWSS090	172100090010	MWSS091	172100091010
					
OE 895420D010; Position: right front		OE 895440D010; Position: rear axle left and right		OE 1371543; Position: front axle left and right	
TOYOTA	YARIS (_P1_)	TOYOTA	YARIS (_P9_)	FORD	TRANSIT Furgonato (FA_)
MWSS092	172100092010	MWSS093	172100093010	MWSS094	172100094010
					
OE 1371545; Position: left rear		OE 1371544; Position: right rear		OE 47910JD000; Position: front axle left and right	
FORD	TRANSIT Furgonato (FA_)	FORD	TRANSIT Furgonato (FA_)	NISSAN	QASHQAI (J10, NJ10, JJ10E)
MWSS095	172100095010	MWSS096	172100096010	MWSS097	172100097010
					
OE 47900JD000; Position: rear axle left and right		OE 6040004542; Position: left rear		OE 6040004543; Position: right rear	
NISSAN	QASHQAI (J10, NJ10, JJ10E)	DACIA	LOGAN MCV (KS_)	DACIA	LOGAN MCV (KS_)
		RENAULT	TWINGO I (C06_)	RENAULT	TWINGO I (C06_)
MWSS098	172100098010	MWSS099	172100099010	MWSS100	172100100010
					
OE 01238399; Position: front axle left and right		OE 52012826; Position: rear axle left and right		OE 1685400017; Position: left front	
OPEL	ADAM (M13)	ALFA ROMEO	MITO (95_)	MERCEDES-BENZ	CLASSE A (W168)
OPEL	CORSA D (S07)	FIAT	PUNTO EVO (199_)	MERCEDES-BENZ	VANEO (414)


TYPE GROUP D1 – ABS sensor


MWSS101	172100101010	MWSS102	172100102010	MWSS103	172100103010
					
OE 1685400117; Position: right front		OE 1685400317; Position: rear axle left and right		OE 2115401317; Position: front axle left and right	
MERCEDES-BENZ	CLASSE A (W168)	MERCEDES-BENZ	CLASSE A (W168)	MERCEDES-BENZ	CLASSE E (W211)
MERCEDES-BENZ	VANEO (414)	MERCEDES-BENZ	VANEO (414)	MERCEDES-BENZ	CLS (C219)
MWSS104	172100104010	MWSS105	172100105010	MWSS106	172100106010
					
OE 2115400417; Position: rear axle left and right		OE 454566; Position: front axle left and right		OE 454589; Position: rear axle left and right	
MERCEDES-BENZ	CLASSE E (W211)	CITROËN	XSARA (N1)	CITROËN	C4 I (LC_)
MERCEDES-BENZ	CLS (C219)	CITROËN	XSARA PICASSO (N68)	PEUGEOT	307 (3A/C)
MWSS107	172100107010	MWSS108	172100108010	MWSS109	172100109010
					
OE 51846660; Position: front axle left and right		OE 51890528; Position: rear axle left and right		OE 1516502; Position: front axle left and right	
FIAT	PANDA (312_, 319_)	FIAT	PANDA (312_, 319_)	FORD	B-MAX (JK)
LANCIA	YPSILON (312_)			FORD	FIESTA VI (CB1, CCN)
MWSS110	172100110010	MWSS111	172100111010	MWSS112	172100112010
					
OE 1514205; Position: rear axle left and right		OE 479109860R; Position: front axle left and right		OE 479000026R; Position: left rear	
FORD	FIESTA VI (CB1, CCN)	RENAULT	KANGOO Express (FW0/1_)	RENAULT	KANGOO Express (FW0/1_)
FORD	KA+ (UK, FK)				

MWSS113	172100113010
	
OE 479502046R; Position: right rear	
RENAULT	KANGOO Express (FW0/1_)

MWSS116	172100116010
	
OE 46530204; Position: rear axle left and right	
FIAT	SEICENTO / 600 (187_)

MWSS117	172100117010
	
OE 4545C2; Position: rear axle left and right	
CITROËN	C4 I (LC_)
PEUGEOT	307 (3A/C)

MWSS118	172100118010
	
OE 479100004R; Position: front axle left and right	
DACIA	DUSTER (HS_)
RENAULT	MEGANE III (BZ0/1_)


MWSS119	172100119010
	
OE 479000010R; Position: rear axle left and right	
RENAULT	MEGANE III (BZ0/1_)
RENAULT	SCÉNIC III (JZ0/1_)


MWSS120	172100120010
	
OE 479505873R; Position: right rear	
DACIA	DUSTER (HS_)

MWSS121	172100121010
	
OE 479007637R; Position: left rear	
DACIA	DUSTER (HS_)

MWSS122	172100122010
	
OE 4E0927803; Position: left front	
AUDI	A4 (8K2, B8)
AUDI	A6 (4F2, C6)













MWSS123	172100123010
	
OE 4E0927804; Position: right front	
AUDI	A4 (8K2, B8)
AUDI	A6 (4F2, C6)


MWSS124	172100124010
	
OE 8E0927807B; Position: right rear	
AUDI	A4 (8E2, B6)

MWSS125	172100125010
	
OE 8E0927807C; Position: left rear	
AUDI	A4 (8E2, B6)

MWSS126	172100126010
	
OE 8E0927807G; Position: right rear	
AUDI	A4 (8E2, B6)


TYPE GROUP D1 – ABS sensor

MWSS128	172100128010	MWSS129	172100129010	MWSS130	172100130010
					
OE 4545E7; Position: front axle left and right		OE 4545E8; Position: rear axle left and right		OE 1690865; Position: front axle left and right	
CITROËN	BERLINGO Furgonato (B9)	CITROËN	BERLINGO Furgonato (B9)	FORD	FOCUS III
PEUGEOT	PARTNER Furgonato	PEUGEOT	PARTNER Furgonato		
MWSS132	172100132010	MWSS133	172100133010	MWSS134	172100134010
					
OE 13042888; Position: rear axle left and right		OE 51753528; Position: rear axle left and right		OE 895430D020; Position: left front	
FORD	FOCUS III	FIAT	PANDA / PANDA CLASSIC (169_)	TOYOTA	YARIS (_P9_)
MWSS135	172100135010	MWSS136	172100136010	MWSS137	172100137010
					
OE 1695400417; Position: front axle left and right		OE 2465402510; Position: front axle left and right		OE 2465400417; Position: rear axle left and right	
MERCEDES-BENZ	CLASSE A (W169)	MERCEDES-BENZ	CLASSE A (W176)	MERCEDES-BENZ	CLASSE A (W176)
MERCEDES-BENZ	CLASSE B (W245)	MERCEDES-BENZ	CLASSE B (W246, W242)	MERCEDES-BENZ	CLASSE B (W246, W242)
MWSS138	172100138010	MWSS139	172100139010	MWSS140	172100140010
					
OE 8954302040; Position: left front		OE 8954202040; Position: right front		OE 8954402010; Position: rear axle left and right	
TOYOTA	AVENSIS (_T25_)	TOYOTA	AVENSIS (_T25_)	TOYOTA	AVENSIS (_T25_)
TOYOTA	COROLLA Verso (ZER_ZZE12_R1_)	TOYOTA	COROLLA Verso (ZER_ZZE12_R1_)	TOYOTA	COROLLA Verso (ZER_ZZE12_R1_)

MWSS141 | **172100141010**



OE WHT003864B; Position: rear axle left and right

AUDI	A3 (8V1, 8VK)
SKODA	OCTAVIA III Combi (5E5)
VOLKSWAGEN	GOLF VII (5G1, BQ1, BE1, BE2)

MWSS142 | **172100142010**


OE 1K0927807A; Position: left rear

VOLKSWAGEN	TIGUAN (5N_)
VOLKSWAGEN	TOURAN (1T1, 1T2)

MWSS143 | **172100143010**


OE 1K0927808A; Position: right rear

VOLKSWAGEN	TIGUAN (5N_)
VOLKSWAGEN	TOURAN (1T1, 1T2)

MWSS144 | **172100144010**


OE 4545C7; Position: front axle left and right

CITROËN	XSARA PICASSO (N68)
---------	---------------------

MWSS145 | **172100145010**


OE 4545C9; Position: left rear

CITROËN	XSARA PICASSO (N68)
---------	---------------------

MWSS146 | **172100146010**


OE 4545E6; Position: right rear

CITROËN	XSARA PICASSO (N68)
---------	---------------------

MWSS147 | **172100147010**


OE 4545C8; Position: front axle left and right

CITROËN	BERLINGO /FIRST Furgonato (M_)
---------	--------------------------------

MWSS148 | **172100148010**


OE 4545F5; Position: front axle left and right

PEUGEOT	307 (3A/C)
PEUGEOT	308 I (4A_, 4C_)

MWSS149 | **172100149010**


OE 4545C3; Position: rear axle left and right

CITROËN	C4 I (LC_)
PEUGEOT	307 (3A/C)

MWSS150 | **172100150010**


OE 2049052905; Position: front axle left and right

MERCEDES-BENZ	CLASSE C (W204)
---------------	-----------------

MWSS151 | **172100151010**

 OE B000698080; OE 895420H020;
Position: front axle left and right













CITROËN	C1 (PM_, PN_)
PEUGEOT	107 (PM_, PN_)
TOYOTA	AYGO (_B1_)

MWSS152 | **172100152010**

 OE B000698180; OE 895440H020;
Position: rear axle left and right

CITROËN	C1 (PM_, PN_)
PEUGEOT	107 (PM_, PN_)
TOYOTA	AYGO (_B1_)

TYPE GROUP D1 – ABS sensor

MWSS153	172100153010	MWSS154	172100154010	MWSS155	172100155010
					
OE 4545K0; Position: rear axle left and right		OE 34526791223; Position: front axle left and right		OE 34526791224; Position: front axle left and right	
CITROËN	C3 II (SC_)	BMW	1 (F20)	BMW	1 (F20)
CITROËN	DS3	BMW	3 (F30, F80)	BMW	3 (F30, F80)
MWSS156	172100156010	MWSS157	172100157010	MWSS158	172100158010
					
OE 34526791225; Position: rear axle left and right		OE 34526791226; Position: rear axle left and right		OE 479104225R; Position: front axle left and right	
BMW	1 (F20)	BMW	3 (F30, F80)	DACIA	SANDERO II
BMW	3 (F30, F80)				
MWSS159	172100159010	MWSS160	172100160010	MWSS161	172100161010
					
OE 479001852R; Position: left rear		OE 479006210R; Position: right rear		OE 7700429113; Position: front axle left and right	
RENAULT	CLIO IV (BH_)	RENAULT	CLIO IV (BH_)	RENAULT	MEGANE I (BA0/1_)
				RENAULT	SCÉNIC I MPV (JA0/1_, FA0_)
MWSS162	172100162010	MWSS163	172100163010	MWSS164	172100164010
					
OE 7700432672; Position: left rear		OE 7700432671; Position: right rear		OE 454508; Position: rear axle left and right	
RENAULT	MEGANE I Grandtour (KA0/1_)	RENAULT	MEGANE I Grandtour (KA0/1_)	PEUGEOT	308 I (4A_, 4C_)
RENAULT	SCÉNIC I MPV (JA0/1_, FA0_)	RENAULT	SCÉNIC I MPV (JA0/1_, FA0_)		

MWSS165 | **172100165010**


OE 9805066080; Position: rear axle left and right

PEUGEOT 2008 I (CU_)


PEUGEOT 208 I (CA_, CC_)

MWSS167 | **172100167010**

 OE 9065400317; OE 2E0927801B;
Position: front axle left and right

MERCEDES-BENZ SPRINTER 3,5-t Furgonato (906)

VOLKSWAGEN CRAFTER 30-50 Furgonato (2E_)

MWSS168 | **172100168010**

 OE 9065400117; OE 2E0927801;
Position: left rear

MERCEDES-BENZ SPRINTER 3,5-t Furgonato (906)


VOLKSWAGEN CRAFTER 30-50 Furgonato (2E_)

MWSS169 | **172100169010**

 OE 9065400217; OE 2E0927801A;
Position: right rear

MERCEDES-BENZ SPRINTER 3,5-t Furgonato (906)

VOLKSWAGEN CRAFTER 30-50 Furgonato (2E_)

MWSS170 | **172100170010**


OE 479100868R; Position: front axle left and right

RENAULT TWINGO II (CN0_)

MWSS171 | **172100171010**


OE 479005139R; Position: left rear

RENAULT TWINGO II (CN0_)

MWSS172 | **172100172010**


OE 8954302060; Position: left front

TOYOTA AURIS (E15_)

TOYOTA AURIS (E18_)

TOYOTA VERSO (R2_)

MWSS173 | **172100173010**


OE 8954202060; Position: right front

TOYOTA AURIS (E15_)

TOYOTA AURIS (E18_)

TOYOTA VERSO (R2_)

MWSS175 | **172100175010**


OE 47910AX600; Position: front axle left and right

NISSAN MICRA III (K12)

NISSAN NOTE (E11, NE11)

MWSS176 | **172100176010**


OE 47901AX600; Position: left rear

NISSAN MICRA III (K12)

NISSAN NOTE (E11, NE11)

MWSS177 | **172100177010**


OE 479101KA0A; Position: front axle left and right

NISSAN JUKE (F15)

MWSS178 | **172100178010**


OE 479011KA0A; Position: left rear

NISSAN PULSAR (C13)

TYPE GROUP D1 – ABS sensor


MWSS179	172100179010	MWSS180	172100180010	MWSS182	172100182010
OE 479001KA0A; Position: right rear		OE 47900BR00A; Position: rear axle left and right		OE 59910-A6350; Position: left rear	
NISSAN PULSAR (C13)		NISSAN QASHQAI (J10, NJ10, JJ10E)		HYUNDAI i30 (GD) KIA CEE'D (JD)	
MWSS183	172100183010	MWSS184	172100184010	MWSS185	172100185010
OE 59930-A6350; Position: right rear		OE 59910-A6450; Position: left rear		OE 59930-A6450; Position: right rear	
HYUNDAI i30 (GD) KIA CEE'D (JD)		HYUNDAI i30 (GD) KIA CEE'D (JD)		HYUNDAI i30 (GD) KIA CEE'D (JD)	
MWSS186	172100186010	MWSS187	172100187010	MWSS188	172100188010
OE 9800035980; Position: rear axle left and right		OE 9065403917; OE 2E0927748L; Position: front axle left and right		OE 9065404117; OE 2E0927748M; Position: left rear	
CITROËN C3 II (SC_)		MERCEDES-BENZ SPRINTER 3,5-t Furgonato (906) VOLKSWAGEN CRAFTER 30-50 Furgonato (2E_)		MERCEDES-BENZ SPRINTER 3,5-t Furgonato (906) VOLKSWAGEN CRAFTER 30-50 Furgonato (2E_)	
MWSS189	172100189010	MWSS190	172100190010	MWSS191	172100191010
OE 9065404217; OE 2E0927748N; Position: right rear		OE 454550; Position: rear axle left and right		OE 9674852280; Position: front axle left and right	
MERCEDES-BENZ SPRINTER 3,5-t Furgonato (906) VOLKSWAGEN CRAFTER 30-50 Furgonato (2E_)		CITROËN XSARA (N1)		CITROËN C4 Picasso II PEUGEOT 308 II PEUGEOT 308 SW II	

MWSS192 | 172100192010


OE 479101995R; Position: front axle left and right

RENAULT CAPTUR (J5_, H5_)

RENAULT CLIO IV (BH_)

MWSS193 | 172100193010


OE 9800038580; Position: rear axle left and right

CITROËN C4 Picasso II

PEUGEOT 308 II

PEUGEOT 308 SW II

MWSS194 | 172100194010


OE 46837685; Position: right front

FIAT PUNTO (188_)

MWSS195 | 172100195010


OE 895420D020; Position: right front

TOYOTA YARIS (_P9_)

MWSS196 | 172100196010


OE 47900AX600; Position: right rear

NISSAN MICRA III (K12)

NISSAN NOTE (E11, NE11)

TYPE GROUP E1 – OIL TEMPERATURE SENSOR
SGA113 | 171916011130


OE 13621433076

BMW 1 (E87)


BMW 3 (E46)

BMW 5 (E60)

SGA114 | 171916911140



OE MEK100060L

LAND ROVER FREELANDER (L314)

SGA115 | 171916911150


OE 059919563

AUDI A4 (8E2, B6)

SGA116 | 171916911160


OE 2263001U00

NISSAN MICRA IV (K13_)

NISSAN NOTE (E11, NE11)

NISSAN QASHQAI (J10, NJ10, JJ10E)

TYPE GROUP E2 – FUEL TEMPERATURE SENSOR
SPA116 | **171916011160**


OE 1047284

FORD | MONDEO III (B5Y)

TYPE GROUP E3 – COOLANT TEMPERATURE SENSOR
816001633701 | **816001633701**



OE 46824133

 FIAT | PANDA / PANDA CLASSIC (169_)
 FIAT | PUNTO (188_)

SPA052 | **116596739902**



OE 7591297

 FIAT | FIORINO Furgonato (146_)
 FIAT | UNO (146_)

SPA101 | **171916011010**



OE 4067872

 FIAT | DOBLO Cargo (223_)
 FIAT | SEICENTO / 600 (187_)

SPA102 | **171916011020**



OE 9601842680

 FIAT | DUCATO Furgonato (230_)
 FIAT | SCUDO Furgonato (220_)

SPA103 | **171916011030**



OE 20153340

 VOLVO | FH
 VOLVO | FM

SPA104 | **171916011040**


OE 195321101000

FIAT | SEICENTO / 600 (187_)

SPA105 | **171916011050**



OE 251919501A

 SEAT | ALHAMBRA (7V8, 7V9)
 VOLKSWAGEN | SHARAN (7M8, 7M9, 7M6)
 VOLKSWAGEN | TRANSPORTER IV (70..7D..)

SPA106 | **171916011060**


OE 025906041A

 AUDI | A4 (8D2, B5)
 VOLKSWAGEN | TRANSPORTER IV (70_7D_)

SPA107 | **171916011070**



OE 1338.A7

 CITROËN | C3 I (FC_, FN_)
 CITROËN | XSARA PICASSO (N68)

SPA108 **171916011080**



OE 226306024R

RENAULT	CLIO II (BB_, CB_)
RENAULT	SCÉNIC II (JM0/1_)
RENAULT	TWINGO II (CN0_)

SPA109 **171916011090**



OE 059919501A

SEAT	LEON (1M1)
VOLKSWAGEN	GOLF IV (1J1)
VOLKSWAGEN	PASSAT (3B3)

SPA110 **171916011100**



OE 357919501A

VOLKSWAGEN	LUPO (6X1, 6E1)
VOLKSWAGEN	POLO (6N2)
VOLKSWAGEN	SHARAN (7M8, 7M9, 7M6)

SPA111 **171916011110**



OE 06A919501

AUDI	A3 (8P1)
VOLKSWAGEN	GOLF VI (5K1)
VOLKSWAGEN	POLO (9N_)

SPA112 **171916011120**


OE 1433077

BMW	3 (E46)
BMW	3 (E90)
BMW	X3 (E83)

SPA113 **171916011133**


OE 3857955

FORD	FOCUS (DAW, DBW)
FORD	FOCUS Tre volumi (DFW)
FORD	FOCUS Turnier (DNW)

SPA115 **171916011150**


OE 12191170

DAEWOO	MATIZ (M100, M150)
--------	--------------------

SPA117 **171916011170**



OE 1365057F00000

SUZUKI	GRAND VITARA I (FT, HT)
--------	-------------------------

SPA119 **171916011190**



OE 113906161

VOLKSWAGEN	KAEFER
------------	--------

SPA120 **171916011200**



OE 9623870180

RENAULT	ESPACE III (JE0_)
---------	-------------------

SPA121 **171916011210**


OE 035919369M

SEAT	TOLEDO I (1L)
VOLKSWAGEN	GOLF II (19E, 1G1)


SPA122 **171916011220**


OE 1365064B00

SUZUKI	SWIFT I (AA)
SUZUKI	SWIFT II (EA, MA)

TYPE GROUP E3 – Coolant temperature sensor

SPA123	171916011230	SPA124	171916011240	SPA125	171916011250
					
OE 06238356		OE 9136284		OE 0269061612	
OPEL	ASTRA F (T92)	SAAB	9000	AUDI	100 (4A2, C4)
				AUDI	80 (8C2, B4)
SPA126	171916011260	SPA127	171916011270	SPA128	171916011280
					
OE 2263037950		OE 8942233020; Dimension spanner: 19 mm - Number of poles: 2		OE 01338469	
NISSAN	PRIMERA (P10)	LEXUS	RX (_U3_)	OPEL	ASTRA G (T98)
NISSAN	SUNNY III (N14)				
SPA129	171916011290	SPA130	171916011300	SPA131	171916011310
					
OE 1346030		OE 01338449		OE 11023G7000	
VOLVO	940 II (945)	OPEL	ASTRA G (T98)	NISSAN	TERRANO II (R20)
SPA132	171916011320	SPA133	171916011330	SPA134	171916011340
					
OE 13621730034		OE 3999215		OE 7669143	
BMW	3 (E36)	FORD	FIESTA IV (JA_, JB_)	FIAT	TEMPRA (159_)
BMW	5 (E34)			FIAT	TIPO (160_)
				FIAT	UNO (146_)

SPA135 **171916011350**


OE 9186008

VOLVO S40 I (644)

VOLVO V40 (645)


SPA136 **171916011360**


OE 0085423217

MERCEDES-BENZ 190 (W201)

MERCEDES-BENZ SL (R129)

MERCEDES-BENZ TREM VOLUMI (W124)

SPA137 **171916011370**


OE 0K01118840

KIA SPORTAGE (K00)

SPA138 **171916011380**


OE 3922038020

HYUNDAI ix35 (LM, EL, ELH)

KIA RIO III (UB)

KIA SPORTAGE (SL)

SPA139 **171916011390**


OE 9125463

VOLVO S40 I (644)

VOLVO S60 I (384)

VOLVO V70 II (285)


SPA140 **171916011400**


OE 357919501

SKODA FABIA I (6Y2)


SKODA FELICIA II (6U1)

VOLKSWAGEN NEW BEETLE (9C1, 1C1)

SPA141 **171916011410**


OE 3936774


FORD TRANSIT (E_)

SPA142 **171916011420**


OE 1308A012

MITSUBISHI ASX (GA_W_)


MITSUBISHI COLT VI (Z3_A, Z2_A)

SPA143 **171916011430**


OE 026906161


AUDI 80 (89, 89Q, 8A, B3)

VOLKSWAGEN GOLF II (19E, 1G1)

SPA144 **171916011440**


OE 058919501A

AUDI A4 (8E2, B6)

SPA145 **171916011450**


OE 1365054G00

SUZUKI JIMNY Fuoristrada chiuso (SN)

SUZUKI SWIFT III (MZ, EZ)













SPA146 **171916011460**


OE 55206393

FIAT 500L (351_, 352_)

FIAT GRANDE PUNTO (199_)

TYPE GROUP E3 – Coolant temperature sensor

SPA147	171916011470	SPA148	171916011480	SPA150	171916011500
					
OE 226300007R		OE 1121670		OE 2263071L00	
RENAULT	CLIO IV (BH_)	FORD	MONDEO III Turnier (BWY)	NISSAN	JUKE (F15)
RENAULT	MODUS / GRAND MODUS (FJ/P0_)	FORD	TRANSIT Furgonato (FA_)	NISSAN	MICRA III (K12)
RENAULT	TWINGO II (CNO_)			NISSAN	NOTE (E11, NE11)
SPA151	171916011510	SPA152	171916011520	SPA153	171916011530
					
OE 1626262		OE 37870RTA005		OE 1089854	
FORD	FIESTA III (GFJ)	HONDA	CIVIC VIII Hatchback (FN, FK)	FORD	FIESTA V (JH_, JD_)
FORD	GALAXY (WGR)	HONDA	CR-V III (RE_)	FORD	KA (RB_)
FORD	MONDEO II (BAP)			FORD	STREET KA (RL2)
SPA154	171916011540	SPA155	171916011550	SPA156	171916011560
					
OE 1087327		OE 37870PJ7003		OE 55190791	
FORD	FIESTA IV (JA_, JB_)	HONDA	CR-V I (RD)	FIAT	500 (312_)
		HONDA	HR-V (GH)	FIAT	GRANDE PUNTO (199_)
		HONDA	S2000 (AP)	FIAT	PANDA (312_, 319_)
SPA157	171916011570	SPA158	171916011580	SPA159	171916011590
					
OE 37870PLC004		OE 1079267		OE 059919501	
HONDA	CIVIC VIII Hatchback (FN, FK)	FORD	FOCUS (DAW, DBW)	VOLKSWAGEN	GOLF IV (1J1)
HONDA	JAZZ II (GD_, GE3, GE2)	FORD	FOCUS Turnier (DNW)	VOLKSWAGEN	LUPO (6X1, 6E1)
HONDA	JAZZ III (GE_, GG_, GP_, ZA_)	FORD	TRANSIT CONNECT (P65_70_80_)	VOLKSWAGEN	POLO (9N_)

SPA160 **171916011600**



OE 7700737571

RENAULT	MASTER II Furgonato (FD)
RENAULT	MEGANE Scenic (JA0/1_)

SPA161 **171916011610**



OE 1338F3

PEUGEOT	206 (2A/C)
PEUGEOT	207/207+ (WA_, WC_)
PEUGEOT	307 (3A/C)

SPA162 **171916011620**



OE 1920KP; OE 8942206010

CITROËN	C1 (PM_, PN_)
PEUGEOT	107 (PM_, PN_)
TOYOTA	AYGO (_B1_)

SPA163 **171916011630**



OE 0009050700

MERCEDES-BENZ	CLASSE A (W169)
MERCEDES-BENZ	CLASSE C (W203)
MERCEDES-BENZ	CLASSE E (W211)

SPA164 **171916011640**



OE 19203F

CITROËN	SAXO (S0, S1)
CITROËN	XSARA PICASSO (N68)
PEUGEOT	206 (2A/C)

SPA165 **171916011650**



OE 078919501B

SEAT	TOLEDO II (1M2)
VOLKSWAGEN	GOLF IV (1J1)
VOLKSWAGEN	LUPO (6X1, 6E1)

SPA167 **171916011670**



OE 133897

CITROËN	C3 I (FC_, FN_)
CITROËN	XSARA PICASSO (N68)
PEUGEOT	206 (2A/C)

SPA168 **171916011680**



OE 8942220010

TOYOTA	COROLLA (_E12_)
TOYOTA	RAV 4 II (_A2_)
TOYOTA	YARIS (_P1_)

SPA169 **171916011690**



OE 226309418R

RENAULT	CLIO III (BR0/1, CR0/1)
RENAULT	MEGANE II (BM0/1_, CM0/1_)
RENAULT	SCÉNIC II (JM0/1_)

SPA170 **171916011700**


OE 1L2412A648BA

FORD	FIESTA V (JH_, JD_)
FORD	FOCUS (DAW, DBW)
FORD	FOCUS II (DA_, HCP, DP)

SPA171 **171916011710**


OE 01342567













OPEL	ASTRA G (T98)
OPEL	CORSA C (X01)
OPEL	MERIVA A MPV (X03)

SPA172 **171916011720**


OE 1338C1

CITROËN	C3 I (FC_, FN_)
PEUGEOT	207/207+ (WA_, WC_)

TYPE GROUP E3 – Coolant temperature sensor

SPA174	171916011740	SPA175	171916011750	SPA176	171916011760
					
OE 012146312		OE 55203964		OE 7700865290	
OPEL	ASTRA G (T98)	ALFA ROMEO	GIULIETTA (940_)	RENAULT	CLIO II (BB_, CB_)
OPEL	CORSA C (X01)	FIAT	FREEMONT (345_)	RENAULT	KANGOO (KC0/1_)
				RENAULT	SCÉNIC I MPV (JA0/1_, FA0_)
SPA177	171916011770	SPA178	171916011780	SPA179	171916011790
					
OE 46554621		OE 46520384		OE 1109340	
FIAT	PUNTO (188_)	FIAT	MULTIPLA (186_)	FORD	FIESTA VI (CB1, CCN)
FIAT	SEICENTO / 600 (187_)			FORD	FOCUS II (DA_, HCP, DP)
LANCIA	YPSILON (843_)			FORD	FOCUS III
SPA180	171916011800	SPA181	171916011810	SPA182	171916011820
					
OE 133810		OE 0005426218		OE 01247070	
CITROËN	SAXO (S0, S1)	MERCEDES-BENZ	CLASSE A (W169)	OPEL	ADAM (M13)
CITROËN	XSARA Coupé (N0)	MERCEDES-BENZ	CLASSE B (W245)	OPEL	CORSA D (S07)
PEUGEOT	106 II (1A_, 1C_)	MERCEDES-BENZ	CLASSE C (W203)	OPEL	MERIVA B MPV (S10)
SPA183	171916011830	SPA184	171916011840	SPA185	171916011850
					
OE 226301872R		OE 30650752		OE 1365073H00	
RENAULT	CLIO III (BR0/1, CR0/1)	VOLVO	V60 I (155, 157)	SUZUKI	ALTO (GF)
RENAULT	MEGANE II (BM0/1_, CM0/1_)	VOLVO	XC60 (156)	SUZUKI	SWIFT IV (FZ, NZ)
RENAULT	SCÉNIC II (JM0/1_)			SUZUKI	SX4 / SX4 CLASSIC (EY, GY)

SPA186 **171916011860**


OE 13627797957

BMW	3 (E90)
BMW	X1 (E84)
BMW	X3 (F25)

SPA188 **171916011880**


OE 1365050F10; OE 8942216010

SUZUKI	JIMNY Fuoristrada chiuso (SN)
TOYOTA	YARIS (_P1_)

SPA189 **171916011890**


OE 05269870AB

CHRYSLER	PT CRUISER (PT_)
CHRYSLER	VOYAGER IV (RG, RS)
JEEP	WRANGLER III (JK)

SPA190 **171916011900**


OE 3922002500

HYUNDAI	GETZ (TB)
HYUNDAI	i10 (PA)
KIA	PICANTO (SA)

SPA192 **171916011920**



OE 03F919501A

SKODA	CITIGO
VOLKSWAGEN	GOLF VII (5G1, BQ1, BE1, BE2)
VOLKSWAGEN	UP (121, 122, BL1, BL2)

SPA196 **171916011960**


OE 06K919523

AUDI	Q5 (8RB)
VOLKSWAGEN	GOLF VII (5G1, BQ1, BE1, BE2)
VOLKSWAGEN	TOUAREG (7P5, 7P6)

SZA101 **171925011010**



OE 1920K9

CITROËN	XSARA (N1)
PEUGEOT	206 (2A/C)
PEUGEOT	307 (3A/C)

SZA102 **171925011020**



OE 1920C4

CITROËN	ZX (N2)
PEUGEOT	106 II (1A_, 1C_)
PEUGEOT	306 (7A, 7C, N3, N5)

SZA103 **171925011030**


OE 46477022

FIAT	PANDA (141_)
FIAT	PUNTO (176_)
LANCIA	Y (840_)

SZA104 **171925011040**



OE 46414596

FIAT	BRAVA (182_)
FIAT	BRAVO I (182_)
FIAT	MAREA Weekend (185_)

SZA105 **171925011050**


OE 46753479




FIAT	MULTIPLA (186_)
LANCIA	Y (840_)

SZA106 **171925011060**











OE 46474599


FIAT	SIENA (178_, 172_)
------	--------------------


TYPE GROUP E3 – Coolant temperature sensor


SZA107	171925011070	SZA108	171925011080	WTS05-1	215810021003
					
OE 46449499		OE 46520915		OE 1338A5; OE 46477022	
FIAT	SIENA (178_, 172_)	FIAT	SIENA (178_, 172_)	CITROËN	JUMPER Furgonato (244)
				FIAT	DUCATO (230_)

TYPE GROUP F1 – OIL PRESSURE SWITCHES

APR140-1	581801360021	SAA101	171901011010	SAA102	510050010200
					
OE 099469897		OE 46420838		OE 021919081C	
IVECO	EuroCargo I-III	FIAT	500 (312_)	AUDI	100 (4A2, C4)
		FIAT	PANDA / PANDA CLASSIC (169_)	AUDI	80 (8C2, B4)
		FIAT	PUNTO (188_)	VOLKSWAGEN	GOLFI (17)
SAA103	510050010300	SAA104	510050010400	SAA105	510050010500
					
OE 01252555		OE 056919081		OE 036919081A	
OPEL	CORSA C (X01)	VOLKSWAGEN	GOLF IV Cabriolet (1E7)	VOLKSWAGEN	GOLF VI (5K1)
OPEL	CORSA D (S07)			VOLKSWAGEN	POLO (9N_)
OPEL	MERIVA A MPV (X03)			VOLKSWAGEN	TIGUAN (5N_)
SAA106	510050010600	SAA107	510050010700	SAA108	510050010800
					
OE 37200611154; OE 3475045001		OE 4151243		OE 1509962	
HONDA	S2000 (AP)	FIAT	126 (126_)	FORD	TRANSIT (E_)
HYUNDAI	ATOS (MX)	FIAT	500		
		FIAT	PANDA (141_)		

SAA109	510050010900
	
OE 01238452	
OPEL	CORSA C (X01)
OPEL	MERIVA A MPV (X03)


SAA110	510050011000
	
OE 8353030010	
SUZUKI	GRAND VITARA I (FT, HT)
TOYOTA	HILUX VI Pick-up (N1_)

SAA111	510050011100
	
OE 71742590; OE 1258A002	
FIAT	SEDICI (FY_)
MITSUBISHI	PAJERO CLASSIC (V2_W)

SAA112	510050011200
	
OE 0409160	
FORD	FIESTA V (JH_, JD_)
FORD	FOCUS (DAW, DBW)
FORD	FUSION (JU_)

SAA113	510050011300
	
OE 1053881	
FORD	FIESTA V (JH_, JD_)
FORD	FOCUS (DAW, DBW)
FORD	TRANSIT Furgonato (FA_)

SAA115	510050011500
	
OE 1116647	
FORD	FIESTA VI (CB1, CCN)
FORD	FOCUS II (DA_, HCP, DP)
FORD	TRANSIT CONNECT (P65_70_80_)


SAA117	510050011700
	
OE 1096320	
FORD	MONDEO III Turnier (BWY)
FORD	TRANSIT Furgonato (FA_)

SAA118	510050011800
	
OE 1131C5	
CITROËN	C3 I (FC_, FN_)
PEUGEOT	206 (2A/C)
PEUGEOT	207/207+ (WA_, WC_)













TYPE GROUP F2 – FUEL PRESSURE SENSOR


APS46	215810006600
	
OE 1320802	
RENAULT	MASTER III (EV, HV, UV)
RENAULT	TRAFIC II (EL)

APS47	215810006700
	
OE 13627540508	
MINI	MINI (R56)

APS48	215810006800
	
OE 6110700149	
MERCEDES-BENZ	SPRINTER 3-t (903)

TYPE GROUP F2 – Fuel pressure sensor

APS49	215810006900	APS51	215810007100	APS53	215810007300
					
OE 504247741		OE 223658143R		OE 06335606	
FIAT	DUCATO (250_, 290_)	RENAULT	MASTER II Furgonato (FD)	OPEL	ASTRA H (A04)
FIAT	GRANDE PUNTO (199_)	RENAULT	MEGANE II (BM0/1_, CM0/1_)	OPEL	MERIVA A MPV (X03)
		RENAULT	SCÉNIC II (JM0/1_)		
APS54	215810007400	APS126	215810014600	APS127	215810014700
					
OE 22634AA00A		OE 1729436		OE 0041536728	
SUBARU	LEGACY III (BH)	FORD	FIESTA VI (CB1, CCN)	MERCEDES-BENZ	CLASSE A (W169)
		FORD	FOCUS III	MERCEDES-BENZ	CLASSE B (W245)
				MERCEDES-BENZ	CLASSE E (W211)
APS128	215810014800	APS129	215810014900	APS130	215810015000
					
OE 0041531428		OE 0051535828		OE 0041531528	
MERCEDES-BENZ	CLASSE A (W169)	MERCEDES-BENZ	ACTROS MP4 / MP5	MERCEDES-BENZ	CLASSE A (W168)
MERCEDES-BENZ	CLASSE B (W245)	MERCEDES-BENZ	ANTOS	MERCEDES-BENZ	CLASSE C (W203)
MERCEDES-BENZ	CLASSE C (W204)	MERCEDES-BENZ	AROCS	MERCEDES-BENZ	CLASSE M (W163)
APS131	215810015100	APS132	215810015200	APS133	215810015300
					
OE 03C906051H		OE 5010450300*		OE 8200057345*	
VOLKSWAGEN	GOLF PLUS (5M1, 521)	RENAULT	LAGUNA II (BG0/1_)	RENAULT	CLIO II (BB_, CB_)
VOLKSWAGEN	GOLF VI (5K1)	RENAULT	SCÉNIC I MPV (JA0/1_, FA0_)	RENAULT	KANGOO Express (FC0/1_)
VOLKSWAGEN	POLO (6R1, 6C1)			RENAULT	MEGANE II (BM0/1_, CM0/1_)

APS134 **215810015400**



OE 51274210178

MAN	TGA
MAN	TGS

APS135 **215810015500**



OE 1570P1*; OE 9664613880*; OE 1497163*

CITROËN	JUMPER
FIAT	DUCATO (250_, 290_)
FORD	TRANSIT Furgonato (FA_)

APS136 **215810015600**


OE 7701068400

RENAULT	LAGUNA II (BG0/1_)
RENAULT	SCÉNIC II (JM0/1_)
RENAULT	TRAFIC II Furgonato (FL)

APS137 **215810015700**


OE 31401-4A400

HYUNDAI	ix35 (LM, EL, ELH)
HYUNDAI	TUCSON (JM)
KIA	SPORTAGE (SL)

APS138 **215810015800**


OE 1445928*

FORD	TRANSIT CONNECT (P65_70_80_)
------	------------------------------

**MAGNETI
MARELLI**

PARTS & SERVICES

**Tavole di comparazione
Cross reference guide
Gegenüberstellung
Table de correspondance
Tabla de equivalencias
Tabela de equivalências
Πίνακας αντιστοιχιών
Tabela porównawcza
Кросс-таблица
Çapraz referans tablosu**



TYPE GROUP A1

OES			MAGNETI MARELLI PARTS & SERVICES
AIR TEMPERATURE SENSOR			
ALFA ROMEO			
7686599	215810400501	ATS11	
46769978	215810400401	ATS10	
50406437	215810400401	ATS10	
55221403	215810400401	ATS10	
60606033	215810401101	ATS17	
9463327680	230016073067	IATS04/01	
9627389680	230016073067	IATS04/01	
9655432780	215810401601	ATS22	
9664612580	215810401601	ATS22	
5149209AA	215810401501	ATS21	
K05149209AA	215810401501	ATS21	
AUDI			
028906081	215810401201	ATS18	
058905379	215810401301	ATS19	
078906161	215810400201	ATS08	
03G906051E	215810401001	ATS16	
03G906051L	215810401001	ATS16	
04E906051	215810401001	ATS16	
06B905379	215810400701	ATS13	
06B905379A	215810400701	ATS13	
06B905379B	215810400701	ATS13	
06B905379C	215810400701	ATS13	
06B905379D	215810400701	ATS13	
06B998124	215810400701	ATS13	
1J0919379A	215810401701	ATS23	
2D0905379	215810401501	ATS21	
2D0905379A	215810401501	ATS21	
2D0905379B	215810401501	ATS21	
7L5906051	215810400401	ATS10	
BMW			
1718736	215810400201	ATS08	
1730035	215810400301	ATS09	
2243946	215810400901	ATS15	
3449116	215810400901	ATS15	
11613449116	215810400901	ATS15	
13621718736	215810400201	ATS08	
13621725323	215810400501	ATS11	
13621725324	215810400501	ATS11	
13621730035	215810400301	ATS09	
13622243946	215810400901	ATS15	
13627794982	215810401601	ATS22	
13627966237	215810400401	ATS10	
CHEVROLET			
1238244	215810400401	ATS10	
1247128	215810400401	ATS10	
12129596	215810401101	ATS17	
90499898	215810400601	ATS12	
95512870	215810400401	ATS10	
96253552	215810400801	ATS14	
96279856	215810400801	ATS14	
CHRYSLER			
5149209AA	215810401501	ATS21	

OES			MAGNETI MARELLI PARTS & SERVICES
AIR TEMPERATURE SENSOR			
CITROËN			
94633276	230016073067	IATS04/01	
96273896	230016073067	IATS04/01	
96548958	215810401601	ATS22	
96554327	215810401601	ATS22	
96646125	215810401601	ATS22	
9620182880	230016073047	IATS04	
9625191780	230016073067	IATS04/01	
9654895880	215810401601	ATS22	
9655432780	215810401601	ATS22	
9664612580	215810401601	ATS22	
9674943280	215810401601	ATS22	
19201J	230016073047	IATS04	
19204G	230016073067	IATS04/01	
19208Y	230016073067	IATS04/01	
19209F	230016073067	IATS04/01	
1920GF	215810401601	ATS22	
1920JL	215810401601	ATS22	
1920PJ	215810401601	ATS22	
DACIA			
6001543611	230016073067	IATS04/01	
8200061780	230016073067	IATS04/01	
8200164249	230016073067	IATS04/01	
8200415409	230016073067	IATS04/01	
8200454482	230016073067	IATS04/01	
165802799R	230016073067	IATS04/01	
DAEWOO			
0005422818	215810401501	ATS21	
90499898	215810400601	ATS12	
96253552	215810400801	ATS14	
96279856	215810400801	ATS14	
FIAT			
7686599	215810400501	ATS11	
9942901	219244250500	KITATS05	
46769978	215810400401	ATS10	
50406437	215810400401	ATS10	
55221403	215810400401	ATS10	
60606033	215810401101	ATS17	
9463327680	230016073067	IATS04/01	
9627389680	230016073067	IATS04/01	
9655432780	215810401601	ATS22	
9664612580	215810401601	ATS22	
5149209AA	215810401501	ATS21	
K05149209AA	215810401501	ATS21	
FORD			
1003742	215810401201	ATS18	
1117860	215810401801	ATS24	
1209552	215810401001	ATS16	
1251249	215810401601	ATS22	
1331461	215810401601	ATS22	
1333818	215810401601	ATS22	
1348613	215810401601	ATS22	
1359930	215810401601	ATS22	
1423736	215810401601	ATS22	
1530145	215810401601	ATS22	
1719362	215810401601	ATS22	

OES		 PARTS & SERVICES	
AIR TEMPERATURE SENSOR			
FORD			
2006019	215810401601	ATS22	
6492297	215810401801	ATS24	
6820218	215810401801	ATS24	
1S7F10K936AA	215810401801	ATS24	
2S6Q12A697AA	215810401601	ATS22	
2S6Q12A697AB	215810401601	ATS22	
2S6Q12A697AC	215810401601	ATS22	
3M219E928AA	215810401001	ATS16	
3M5A12A697AB	215810401601	ATS22	
3M5A12A697AC	215810401601	ATS22	
3M5A12A697AD	215810401601	ATS22	
90SF12A697AA	215810400201	ATS08	
91GB10K936AA	215810401801	ATS24	
93BB10K936AA	215810401801	ATS24	
95VW12A697DA	215810401201	ATS18	
9C1112A697	215810401601	ATS22	
9C1112A697AB	215810401601	ATS22	
9C1112A697AC	215810401601	ATS22	
IVECO			
504064370	215810400401	ATS10	
JAGUAR			
C2Z14371	215810401601	ATS22	
JEEP			
5149209AA	215810401501	ATS21	
LANCIA			
7686599	215810400501	ATS11	
46769978	215810400401	ATS10	
50406437	215810400401	ATS10	
55221403	215810400401	ATS10	
60606033	215810401101	ATS17	
9463327680	230016073067	IATS04/01	
9627389680	230016073067	IATS04/01	
9655432780	215810401601	ATS22	
9664612580	215810401601	ATS22	
5149209AA	215810401501	ATS21	
K05149209AA	215810401501	ATS21	
LAND ROVER			
6670669	215810400901	ATS15	
LR003575	215810401601	ATS22	
LR006796	215810400901	ATS15	
LR008852	215810401601	ATS22	
LR032216	215810401601	ATS22	
NSC50050	215810400901	ATS15	
STC2302	215810400901	ATS15	
MAZDA			
Y40418845	215810401601	ATS22	
Y40418845A	215810401601	ATS22	
Y60318845A	215810401601	ATS22	
Y60318845B	215810401601	ATS22	
Y60318845C	215810401601	ATS22	
MERCEDES-BENZ			
0005422818	215810401501	ATS21	
0061532028	215810401501	ATS21	
0061538028	215810401501	ATS21	
2769050000	215810401501	ATS21	

OES		 PARTS & SERVICES	
AIR TEMPERATURE SENSOR			
MERCEDES-BENZ			
6511530028	215810401501	ATS21	
A0005422818	215810401501	ATS21	
A0061532028	215810401501	ATS21	
A0061538028	215810401501	ATS21	
A2769050000	215810401501	ATS21	
A6511530028	215810401501	ATS21	
MG			
NNK000050	215810400901	ATS15	
NSC50050	215810400901	ATS15	
MINI			
13627794982	215810401601	ATS22	
MITSUBISHI			
1525A018	215810401601	ATS22	
1525A023	215810401601	ATS22	
MN191138	215810401001	ATS16	
MN960276	215810401501	ATS21	
NISSAN			
7700101451	230016073047	IATS04	
2263000Q1H	230016073067	IATS04/01	
2263000Q3D	230016073067	IATS04/01	
2263000Q3E	230016073067	IATS04/01	
2263000QAA	230016073067	IATS04/01	
2263000QAC	230016073067	IATS04/01	
22630BN701	230016073067	IATS04/01	
OPEL			
01238079	215810401101	ATS17	
1238079	215810401101	ATS17	
01238244	215810400401	ATS10	
1238244	215810400401	ATS10	
01247128	215810400401	ATS10	
1247128	215810400401	ATS10	
01247478	215810400401	ATS10	
1247478	215810400401	ATS10	
04408308	230016073047	IATS04	
4408308	230016073047	IATS04	
04412325	230016073067	IATS04/01	
4412325	230016073067	IATS04/01	
06238331	215810400601	ATS12	
6238331	215810400601	ATS12	
012129596	215810401101	ATS17	
12129596	215810401101	ATS17	
055576223	215810400401	ATS10	
55576223	215810400401	ATS10	
090423637	215810400401	ATS10	
90423637	215810400401	ATS10	
090499898	215810400601	ATS12	
90499898	215810400601	ATS12	
091159932	230016073047	IATS04	
91159932	230016073047	IATS04	
91159932	230016073047	IATS04	
093161007	230016073067	IATS04/01	
93161007	230016073067	IATS04/01	
093170309	215810400401	ATS10	
93170309	215810400401	ATS10	
095512870	215810400401	ATS10	

TYPE GROUP A1

OES		 PARTS & SERVICES	
AIR TEMPERATURE SENSOR			
OPEL			
95512870	215810400401	ATS10	
PEUGEOT			
94633276	230016073067	IATS04/01	
96273896	230016073067	IATS04/01	
96548958	215810401601	ATS22	
96554327	215810401601	ATS22	
96646125	215810401601	ATS22	
9654895880	215810401601	ATS22	
9655432780	215810401601	ATS22	
9664612580	215810401601	ATS22	
9674943280	215810401601	ATS22	
19201J	230016073047	IATS04	
19204G	230016073067	IATS04/01	
19208Y	230016073067	IATS04/01	
19209F	230016073067	IATS04/01	
1920GF	215810401601	ATS22	
1920JL	215810401601	ATS22	
1920PJ	215810401601	ATS22	
PORSCHE			
95560618000	215810400401	ATS10	
99360611400	215810401301	ATS19	
99660618000	215810400401	ATS10	
PSA			
94633276	230016073067	IATS04/01	
96273896	230016073067	IATS04/01	
96554327	215810401601	ATS22	
19201J	230016073047	IATS04	
19204G	230016073067	IATS04/01	
19208Y	230016073067	IATS04/01	
19209F	230016073067	IATS04/01	
1920GF	215810401601	ATS22	
1920JL	215810401601	ATS22	
1920PJ	215810401601	ATS22	
RENAULT			
6001543611	230016073067	IATS04/01	
7700101451	230016073047	IATS04	
7700737572	215810400801	ATS14	
7701042145	230016073047	IATS04	
8200061780	230016073067	IATS04/01	
8200164249	230016073067	IATS04/01	
8200415409	230016073067	IATS04/01	
8200454482	230016073067	IATS04/01	
165802799R	230016073067	IATS04/01	
ROVER			
210002488	215810400901	ATS15	
NNK000050	215810400901	ATS15	
NSC50050	215810400901	ATS15	
SAAB			
90423637	215810400401	ATS10	
93170309	215810400401	ATS10	
SEAT			
028906081	215810401201	ATS18	
058905379	215810401301	ATS19	
078906161	215810400201	ATS08	
03G906051E	215810401001	ATS16	

OES		 PARTS & SERVICES	
AIR TEMPERATURE SENSOR			
SEAT			
04E906051	215810401001	ATS16	
06B905379	215810400701	ATS13	
06B905379A	215810400701	ATS13	
06B905379B	215810400701	ATS13	
06B905379C	215810400701	ATS13	
06B905379D	215810400701	ATS13	
06B998124	215810400701	ATS13	
2D0905379	215810401501	ATS21	
2D0905379A	215810401501	ATS21	
2D0905379B	215810401501	ATS21	
7L5906051	215810400401	ATS10	
SKODA			
028906081	215810401201	ATS18	
058905379	215810401301	ATS19	
078906161	215810400201	ATS08	
03G906051E	215810401001	ATS16	
04E906051	215810401001	ATS16	
06B905379	215810400701	ATS13	
06B905379A	215810400701	ATS13	
06B905379B	215810400701	ATS13	
06B905379C	215810400701	ATS13	
06B905379D	215810400701	ATS13	
06B998124	215810400701	ATS13	
2D0905379	215810401501	ATS21	
2D0905379A	215810401501	ATS21	
2D0905379B	215810401501	ATS21	
7L5906051	215810400401	ATS10	
SMART			
0005422818	215810401501	ATS21	
0061532028	215810401501	ATS21	
0061538028	215810401501	ATS21	
6511530028	215810401501	ATS21	
0003119V002	215810401501	ATS21	
0003119V00200000	215810401501	ATS21	
0003119V002000000	215810401501	ATS21	
SSANGYONG			
0005422818	215810401501	ATS21	
SUZUKI			
1365069K01	215810401601	ATS22	
1365069K01000	215810401601	ATS22	
TOYOTA			
SU00100647	215810401601	ATS22	
SU00100792	215810401601	ATS22	
SU00100839	215810401601	ATS22	
VAUXHALL			
55576223	215810400401	ATS10	
90499898	215810400601	ATS12	
91159932	230016073047	IATS04	
93170309	215810400401	ATS10	
95512870	215810400401	ATS10	
VOLKSWAGEN			
028906081	215810401201	ATS18	
058905379	215810401301	ATS19	
078906161	215810400201	ATS08	
03G906051E	215810401001	ATS16	

OES		 PARTS & SERVICES	
AIR TEMPERATURE SENSOR			
VOLKSWAGEN			
03G906051L	215810401001	ATS16	
04E906051	215810401001	ATS16	
06B905379	215810400701	ATS13	
06B905379A	215810400701	ATS13	
06B905379B	215810400701	ATS13	
06B905379C	215810400701	ATS13	
06B905379D	215810400701	ATS13	
06B998124	215810400701	ATS13	
1J0919379A	215810401701	ATS23	

OES		 PARTS & SERVICES	
AIR TEMPERATURE SENSOR			
VOLKSWAGEN			
2D0905379	215810401501	ATS21	
2D0905379A	215810401501	ATS21	
2D0905379B	215810401501	ATS21	
7L5906051	215810400401	ATS10	
VOLVO			
30777255	215810401601	ATS22	
30865366	215810400801	ATS14	
31216702	215810401601	ATS22	

TYPE GROUP A2

OES		 PARTS & SERVICES	
THROTTLE POSITION SENSORS			
ALFA ROMEO			
4430294	215810605900	SVF009	
7076359	219244240500	KITPF2C	
7077710	219244300500	KITPF1C	
7079246	219244240500	KITPF2C	
7637025	215810606500	SVF015	
7706580	215810605900	SVF009	
7714824	219244300500	KITPF1C	
7745679	219244240500	KITPF2C	
9944468	219244240500	KITPF2C	
9945634	219244300500	KITPF1C	
9946862	215810606500	SVF015	
9950634	219244300500	KITPF1C	
60512672	215810605900	SVF009	
60549359	215810606500	SVF015	
60808043	215810606500	SVF015	
60811198	215810606500	SVF015	
71737620	219244240500	KITPF2C	
71738921	215800192960	IPF2C	
71752638	219244240500	KITPF2C	
71755059	230016080057	PF90/018	
77065800	215810605900	SVF009	
77065804	215810605900	SVF009	
77364618	219244240500	KITPF2C	
90549359	215810606500	SVF015	
605126720	215810605900	SVF009	
605493590	215810606500	SVF015	
960389388	215810606500	SVF015	
9565855480	230016080057	PF90/018	
9603893880	215810606500	SVF015	
9622276480	230016080057	PF90/018	
9625114880	230016080057	PF90/018	
195001102200	215810605900	SVF009	
AUDI			
035906111	215810605900	SVF009	
0269983851	219244240500	KITPF2C	
0279983851	219244300500	KITPF1C	
BMW			
1710559	215810606000	SVF010	
13541717603	215810606200	SVF012	
13631710559	215810606000	SVF010	
13631717603	215810606200	SVF012	
CHEVROLET			
5743962	215810606300	SVF013	
17087653	215810606300	SVF013	
17087654	215810606400	SVF014	
17097102	215810606300	SVF013	
17103174	215810606300	SVF013	
17106681	215810606300	SVF013	
17106682	215810606400	SVF014	
17111815	215810606300	SVF013	
17112404	215810606300	SVF013	
17112679	215810606300	SVF013	
17112688	215810606300	SVF013	
17113070	215810606300	SVF013	
25178872	215810606300	SVF013	

OES		 PARTS & SERVICES	
THROTTLE POSITION SENSORS			
CHEVROLET			
94580175	215810606300	SVF013	
CITROËN			
72408124	215810606500	SVF015	
72408125	215810606500	SVF015	
91519925	215810606000	SVF010	
95658554	230016080057	PF90/018	
96015940	215810606000	SVF010	
96038938	215810606500	SVF015	
96081740	215810606000	SVF010	
9151992580	215810606000	SVF010	
9564463180	219244240500	KITPF2C	
9565855480	230016080057	PF90/018	
9601594080	215810606000	SVF010	
9603893880	215810606500	SVF015	
9608174080	215810606000	SVF010	
1628A3	215810606000	SVF010	
1628G4	215810606000	SVF010	
1628L1	215810606500	SVF015	
1635Z9	810007726502	CA0077265/1	
19200F	230016080057	PF90/018	
19201H	219244240500	KITPF2C	
1920N0	230016080057	PF90/018	
1920Z4	215810606500	SVF015	
DAEWOO			
17106681	215810606300	SVF013	
94580175	215810606300	SVF013	
FERRARI			
142434	215810606500	SVF015	
158170	215810606500	SVF015	
FIAT			
4430294	215810605900	SVF009	
7076359	219244240500	KITPF2C	
7077710	219244300500	KITPF1C	
7079246	219244240500	KITPF2C	
7637025	215810606500	SVF015	
7706580	215810605900	SVF009	
7714824	219244300500	KITPF1C	
7745679	219244240500	KITPF2C	
9944468	219244240500	KITPF2C	
9945634	219244300500	KITPF1C	
9946862	215810606500	SVF015	
9950634	219244300500	KITPF1C	
60512672	215810605900	SVF009	
60549359	215810606500	SVF015	
60808043	215810606500	SVF015	
60811198	215810606500	SVF015	
71737620	219244240500	KITPF2C	
71738921	215800192960	IPF2C	
71752638	219244240500	KITPF2C	
71755059	230016080057	PF90/018	
77065800	215810605900	SVF009	
77065804	215810605900	SVF009	
77364618	219244240500	KITPF2C	
90549359	215810606500	SVF015	
605126720	215810605900	SVF009	

OES		 PARTS & SERVICES	
THROTTLE POSITION SENSORS			
FIAT			
605493590	215810606500	SVF015	
960389388	215810606500	SVF015	
9565855480	230016080057	PF90/018	
9603893880	215810606500	SVF015	
9622276480	230016080057	PF90/018	
9625114880	230016080057	PF90/018	
195001102200	215810605900	SVF009	
FORD			
1001591	215810605500	SVF005	
1027893	215810605600	SVF006	
1032098	215810605600	SVF006	
1053946	215810605800	SVF008	
1071403	215810605800	SVF008	
1089981	215810605600	SVF006	
1206453	215810605600	SVF006	
1206454	215810605600	SVF006	
3853361	215810605600	SVF006	
6181110	215810605000	SVF001	
6667704	215810605600	SVF006	
6854778	215810605000	SVF001	
6854782	215810605600	SVF006	
6854783	215810605500	SVF005	
7173046	215810605600	SVF006	
875F9B989BA	215810605000	SVF001	
875F9B989CA	215810605000	SVF001	
928F9B989BA	215810605600	SVF006	
928F9B989CA	215810605600	SVF006	
938F9B989CA	215810605500	SVF005	
958F9B989DA	215810605500	SVF005	
95BF9B989D	215810605500	SVF005	
95BF9B989DA	215810605500	SVF005	
95BF9B989JB	215810605600	SVF006	
95WF9B989DA	215810605500	SVF005	
988F9B989BA	215810605800	SVF008	
988F9B989BB	215810605800	SVF008	
F07Z9B989B	215810605600	SVF006	
F5RZ9B989C	215810605500	SVF005	
F5RZ9B989D	215810605500	SVF005	
YS4Z9B989BB	215810605800	SVF008	
HONDA			
37890PDFE01	215810606600	SVF016	
HYUNDAI			
3517022001	215810606500	SVF015	
3517022010	215810606500	SVF015	
3517022600	215810606600	SVF016	
3517023500	215810606600	SVF016	
3517037100	215810606100	SVF011	
0K01118911	215810606500	SVF015	
0K24718911	215810606500	SVF015	
0K30A18911	215810606500	SVF015	
0K93718911	215810606200	SVF012	
ISUZU			
8171066810	215810606300	SVF013	
8171124040	215810606300	SVF013	

OES		 PARTS & SERVICES	
THROTTLE POSITION SENSORS			
IVECO			
8029510	215810606500	SVF015	
KIA			
3517022001	215810606500	SVF015	
3517022010	215810606500	SVF015	
3517022600	215810606600	SVF016	
3517023500	215810606600	SVF016	
3517037100	215810606100	SVF011	
0K01118911	215810606500	SVF015	
0K24718911	215810606500	SVF015	
0K30A18911	215810606500	SVF015	
0K93718911	215810606200	SVF012	
LANCIA			
4430294	215810605900	SVF009	
7076359	219244240500	KITPF2C	
7077710	219244300500	KITPF1C	
7079246	219244240500	KITPF2C	
7637025	215810606500	SVF015	
7706580	215810605900	SVF009	
7714824	219244300500	KITPF1C	
7745679	219244240500	KITPF2C	
9944468	219244240500	KITPF2C	
9945634	219244300500	KITPF1C	
9946862	215810606500	SVF015	
9950634	219244300500	KITPF1C	
60512672	215810605900	SVF009	
60549359	215810606500	SVF015	
60808043	215810606500	SVF015	
60811198	215810606500	SVF015	
71737620	219244240500	KITPF2C	
71738921	215800192960	IPF2C	
71752638	219244240500	KITPF2C	
71755059	230016080057	PF90/018	
77065800	215810605900	SVF009	
77065804	215810605900	SVF009	
77364618	219244240500	KITPF2C	
90549359	215810606500	SVF015	
605126720	215810605900	SVF009	
605493590	215810606500	SVF015	
960389388	215810606500	SVF015	
9565855480	230016080057	PF90/018	
9603893880	215810606500	SVF015	
9622276480	230016080057	PF90/018	
9625114880	230016080057	PF90/018	
195001102200	215810605900	SVF009	
LAND ROVER			
ERR7322	215810606600	SVF016	
MAZDA			
1E0318911	215810605600	SVF006	
1F2018851	215810605800	SVF008	
NISSAN			
226201F700	215810606600	SVF016	
OPEL			
0817201	215810606400	SVF014	
817201	215810606400	SVF014	
0817203	215810606400	SVF014	

TYPE GROUP A2

OES		 PARTS & SERVICES	
THROTTLE POSITION SENSORS			
OPEL			
817203	215810606400	SVF014	
00817204	215810606400	SVF014	
0817204	215810606400	SVF014	
817204	215810606400	SVF014	
0825463	215810606500	SVF015	
825463	215810606500	SVF015	
0825482	215810606300	SVF013	
825482	215810606300	SVF013	
0825483	215810606300	SVF013	
825483	215810606300	SVF013	
0825484	215810606300	SVF013	
825484	215810606300	SVF013	
0826288	215810606200	SVF012	
826288	215810606200	SVF012	
0826924	215810606500	SVF015	
826924	215810606500	SVF015	
1706682	215810606400	SVF014	
05743962	215810606300	SVF013	
5743962	215810606300	SVF013	
05826473	215810606600	SVF016	
5826473	215810606600	SVF016	
9181538	215810606600	SVF016	
017080671	215810606300	SVF013	
17080671	215810606300	SVF013	
17080681	215810606300	SVF013	
17082984	215810606400	SVF014	
017087653	215810606300	SVF013	
17087653	215810606300	SVF013	
017087654	215810606400	SVF014	
17087654	215810606400	SVF014	
17097102	215810606300	SVF013	
17103174	215810606300	SVF013	
017106681	215810606300	SVF013	
17106681	215810606300	SVF013	
017106682	215810606400	SVF014	
17106682	215810606400	SVF014	
17111815	215810606300	SVF013	
17111822	215810606400	SVF014	
17112404	215810606300	SVF013	
17112677	215810606400	SVF014	
17112679	215810606300	SVF013	
17112688	215810606300	SVF013	
17113070	215810606300	SVF013	
25178872	215810606300	SVF013	
90281020	215810606200	SVF012	
90281520	215810606200	SVF012	
090323839	215810606500	SVF015	
90323839	215810606500	SVF015	
090486133	215810606500	SVF015	
90486133	215810606500	SVF015	
090530439	215810606600	SVF016	
90530439	215810606600	SVF016	
090541502	215810606600	SVF016	
90541502	215810606600	SVF016	
094580175	215810606300	SVF013	

OES		 PARTS & SERVICES	
THROTTLE POSITION SENSORS			
OPEL			
94580175	215810606300	SVF013	
PEUGEOT			
72408124	215810606500	SVF015	
72408125	215810606500	SVF015	
91519925	215810606000	SVF010	
95658554	230016080057	PF90/018	
96015940	215810606000	SVF010	
96038938	215810606500	SVF015	
96081740	215810606000	SVF010	
9151992580	215810606000	SVF010	
9564463180	219244240500	KITPF2C	
9565855480	230016080057	PF90/018	
9601594080	215810606000	SVF010	
9603893880	215810606500	SVF015	
9608174080	215810606000	SVF010	
1628A3	215810606000	SVF010	
1628G4	215810606000	SVF010	
1628L1	215810606500	SVF015	
1635Z9	810007726502	CA0077265/1	
19200F	230016080057	PF90/018	
19201H	219244240500	KITPF2C	
1920N0	230016080057	PF90/018	
1920Z4	215810606500	SVF015	
PORSCHE			
94460611600	215810606500	SVF015	
94460611601	215810606500	SVF015	
99660611600	215810606600	SVF016	
PSA			
72408124	215810606500	SVF015	
72408125	215810606500	SVF015	
91519925	215810606000	SVF010	
95658554	230016080057	PF90/018	
96038938	215810606500	SVF015	
9151992580	215810606000	SVF010	
9564463180	219244240500	KITPF2C	
9565855480	230016080057	PF90/018	
9603893880	215810606500	SVF015	
9608174080	215810606000	SVF010	
1628L1	215810606500	SVF015	
19200F	230016080057	PF90/018	
19201H	219244240500	KITPF2C	
1920N0	230016080057	PF90/018	
1920Z4	215810606500	SVF015	
RENAULT			
7701034407	215810606500	SVF015	
7701044743	219244300500	KITPF1C	
7701047921	215810606500	SVF015	
7701070837	219244240500	KITPF2C	
7701204055	219244240500	KITPF2C	
7702217302	219244240500	KITPF2C	
SAAB			
750161	215810605900	SVF009	
885719	215810606500	SVF015	
4661062	215810606500	SVF015	
7501612	215810605900	SVF009	

OES		 PARTS & SERVICES	
THROTTLE POSITION SENSORS			
SAAB			
8857195	215810606500	SVF015	
9181538	215810606600	SVF016	
9393463	215810605900	SVF009	
90541502	215810606600	SVF016	
SEAT			
035906111	215810605900	SVF009	
0269983851	219244240500	KITPF2C	
0279983851	219244300500	KITPF1C	
SKODA			
035906111	215810605900	SVF009	
0269983851	219244240500	KITPF2C	
0279983851	219244300500	KITPF1C	
TOYOTA			
8945205010	215810606500	SVF015	

OES		 PARTS & SERVICES	
THROTTLE POSITION SENSORS			
VOLKSWAGEN			
035906111	215810605900	SVF009	
0269983851	219244240500	KITPF2C	
0279983851	219244300500	KITPF1C	
VOLVO			
1271004	215810605900	SVF009	
1336385	215810606500	SVF015	
3450030	215810606500	SVF015	
9146315	219244240500	KITPF2C	
13363858	215810606500	SVF015	
21737962	215810606600	SVF016	
91358390	215810606600	SVF016	
91463150	215810606600	SVF016	
91463158	219244240500	KITPF2C	

TYPE GROUP A3

OES		MAGNETI MARELLI PARTS & SERVICES
INTAKE PRESSURE SENSOR		
ALFA ROMEO		
7084986	806001723701	KITLDF6T
7529274	215810004900	APS29
7696064	215810006500	APS45
7714662	215810001604	PRT03/04
7750716	215810001900	PRT06/00
46433053	215810011300	APS93
46451792	806001535002	KITTPRT05/2
46468682	215810005100	APS31
46474585	215810007900	APS59
46531222	215810001604	PRT03/04
46533518	806001723701	KITLDF6T
46553045	806001723701	KITLDF6T
46769979	215810007500	APS55
46811235	215810004300	APS23
55194788	215810008300	APS63
55206796	215810004300	APS23
55209037	806001723701	KITLDF6T
55209194	215810011900	APS99
55219294	215810004300	APS23
55219295	215810011900	APS99
55219296	806001723701	KITLDF6T
55219299	215810011700	APS97
55221402	806001535002	KITTPRT05/2
55234857	215810013000	APS110
55238125	215810011400	APS94
55238216	215810013700	APS117
55240726	215810013000	APS110
55258500	215810013700	APS117
55258501	215810013000	APS110
55261763	215810013700	APS117
60809804	215810001900	PRT06/00
60811067	215810001604	PRT03/04
60811534	215810006500	APS45
60814507	215810001604	PRT03/04
70114218	806001723701	KITLDF6T
71714218	806001535002	KITTPRT05/2
71718233	806001535002	KITTPRT05/2
71718678	806001535002	KITTPRT05/2
71728656	806001535002	KITTPRT05/2
71732447	806001723701	KITLDF6T
71739292	215810006400	APS44
71741115	215810013100	APS111
71742176	215810011800	APS98
71755054	230016070077	PRT03E/04
71775581	215810012400	APS104
73503657	215810401401	ATS20
77363792	215810007500	APS55
77364145	806001723701	KITLDF6T
77364146	215810007500	APS55
77364543	215810011400	APS94
77364869	806001723701	KITLDF6T
77365393	215810401401	ATS20
77365691	215810013000	APS110
77366191	215810011400	APS94
77366837	215810012700	APS107

OES		MAGNETI MARELLI PARTS & SERVICES
INTAKE PRESSURE SENSOR		
ALFA ROMEO		
99455421	215810008400	APS64
100496101	215810013000	APS110
465335180	806001723701	KITLDF6T
500309838	215810001604	PRT03/04
500351377	215810007000	APS50
504073323	215810011700	APS97
504088431	215810401401	ATS20
504245257	215810401401	ATS20
504307953	215810014100	APS121
504372225	215810011700	APS97
670003207	215810004300	APS23
735036570	215810401401	ATS20
9609992380	215810001604	PRT03/04
9618261580	215810009600	APS76
9631716680	215810005500	APS35
9631813680	215810011000	APS90
9639381480	215810009700	APS77
9639418880	215810011000	APS90
9639418980	215810008200	APS62
9639469280	215810005800	APS38
9642789980	215810013200	APS112
9649396580	215810007800	APS58
9651931280	215810013400	APS114
9660603480	215810004000	APS20
9663480880	215810014300	APS123
58100181	215810011900	APS99
58100182	215810011900	APS99
AUDI		
030906051	215810010900	APS89
036906051	215810014500	APS125
038906051	215810005900	APS39
046130385	215810006200	APS42
062906051	215810005900	APS39
270600001	215810004400	APS24
0279980411	215810011100	APS91
0369980411	215810014500	APS125
377906051	215810004900	APS29
2379063111	215810004900	APS29
030906051A	215810010900	APS89
036906051D	215810014500	APS125
036906051G	215810009000	APS70
038906051B	215810006000	APS40
038906051C	215810010300	APS83
03C906051	215810011100	APS91
03C906051E	215810011100	APS91
03C906051F	215810011100	APS91
03C906051J	215810006000	APS40
03D906051	215810010700	APS87
03D906051A	215810010700	APS87
03F145673F	215810006000	APS40
03G906051D	215810006000	APS40
03G906051F	215810010300	APS83
03K906051	215810012800	APS108
046130385A	215810006200	APS42
04E906051A	215810006000	APS40

OES	 PARTS & SERVICES	
INTAKE PRESSURE SENSOR		
AUDI		
06B906051	215810010600	APS86
06G906051	215810011100	APS91
2P0906051	215810007000	APS50
2R0906051C	215810401401	ATS20
2S0906051	215810011700	APS97
377906306C	215810001604	PRT03/04
377906309C	215810001604	PRT03/04
3A0906051	215810004900	APS29
BMW		
0872648	215810008900	APS69
0872679	215810008100	APS61
2244674	215810006200	APS42
2246977	215810005000	APS30
7785354	215810007700	APS57
7787142	215810005200	APS32
7804742	215810013600	APS116
8570118	215810013600	APS116
8637896	215810013600	APS116
12140872648	215810008900	APS69
12140872679	215810008100	APS61
13327785354	215810007700	APS57
13617787142	215810005200	APS32
13622244674	215810006200	APS42
13622246977	215810005000	APS30
13627539811	215810009100	APS71
13627599907	215810014000	APS120
13627794981	215810005800	APS38
13627804742	215810013600	APS116
13628570118	215810013600	APS116
13628637896	215810013600	APS116
CHEVROLET		
1235029	215810401401	ATS20
1238269	215810012500	APS105
1247474	806001723701	KITLDF6T
12232201	215810011500	APS95
12568929	806001723701	KITLDF6T
12569240	215810006500	APS45
12575467	215810013100	APS111
12591290	215810012000	APS100
12592525	215810012500	APS105
12614970	215810006400	APS44
12644228	215810012000	APS100
16017460	215810006500	APS45
16137039	215810006500	APS45
16158055	215810006500	APS45
16212460	215810006400	APS44
16254719	215810006500	APS45
16258659	215810006400	APS44
17112715	215810006500	APS45
21020103	215810006500	APS45
24420587	215810013100	APS111
24420761	215810004600	APS26
24580287	215810011500	APS95
25184083	215810010800	APS88
55219294	215810004300	APS23

OES	 PARTS & SERVICES	
INTAKE PRESSURE SENSOR		
CHEVROLET		
55563375	215810010400	APS84
55567257	215810012500	APS105
55568175	215810401401	ATS20
55568176	215810010200	APS82
55573248	215810012000	APS100
90541409	215810011300	APS93
91176190	215810011800	APS98
93171579	215810005000	APS30
93171659	215810007700	APS57
93192107	215810012000	APS100
93313154	806001723701	KITLDF6T
93333350	215810011500	APS95
93342430	215810007000	APS50
95512846	806001723701	KITLDF6T
96325870	215810010800	APS88
96440381	215810010200	APS82
96482570	215810008500	APS65
97381191	215810013300	APS113
CHRYSLER		
2411082	806001723701	KITLDF6T
5234313	215810006500	APS45
33000153	215810006500	APS45
33000273	215810006500	APS45
55219299	215810011700	APS97
504372225	215810011700	APS97
8933000153	215810006500	APS45
8933000273	215810006500	APS45
45962101F	215810401401	ATS20
4627187AA	215810401401	ATS20
5149174AB	215810005300	APS33
6806604AA	215810012400	APS104
68093409AA	215810401401	ATS20
68137978AA	215810011900	APS99
68141820AA	215810401401	ATS20
68143574AA	806001723701	KITLDF6T
68153918AA	215810401401	ATS20
68275301AA	215810011700	APS97
K68066040AA	215810012400	APS104
K68137978AA	215810011900	APS99
K68143574AA	806001723701	KITLDF6T
K68275301AA	215810011700	APS97
CITROËN		
163639	215810401401	ATS20
163661	215810401401	ATS20
457403	215810008200	APS62
457405	215810008200	APS62
467680	215810009700	APS77
594607	215810006500	APS45
594609	215810006500	APS45
96092693	215810001604	PRT03/04
96099923	215810001604	PRT03/04
96107893	215810004900	APS29
96182615	215810009600	APS76
96317166	215810005500	APS35
96318136	215810011000	APS90

TYPE GROUP A3

OES		MAGNETI MARELLI PARTS & SERVICES
INTAKE PRESSURE SENSOR		
CITROËN		
96354934	215810008200	APS62
96365830	215810009700	APS77
96390274	215810005800	APS38
96393814	215810009700	APS77
96394188	215810011000	APS90
96394189	215810008200	APS62
96394190	215810011000	APS90
96394191	215810008200	APS62
96493965	215810007800	APS58
1611432480	215810401401	ATS20
9609269380	215810001604	PRT03/04
9609992380	215810001604	PRT03/04
9610789380	215810004900	APS29
9613102380	230016070077	PRT03E/04
9631716680	215810005500	APS35
9635493480	215810008200	APS62
9636583080	215810009700	APS77
9639027480	215810005800	APS38
9639381480	215810009700	APS77
9639418980	215810008200	APS62
9639419180	215810008200	APS62
9639469280	215810005800	APS38
9642789980	215810013200	APS112
9649396580	215810007800	APS58
9651931280	215810013400	APS114
9660603480	215810004000	APS20
9663480880	215810014300	APS123
9675379580	215810012600	APS106
9805500380	215810014300	APS123
1563J4	215810001604	PRT03/04
19200E	215810009600	APS76
19204S	215810006500	APS45
19207T	215810005500	APS35
19209H	215810009600	APS76
1920AC	215810008200	APS62
1920AJ	215810009700	APS77
1920AN	215810011000	APS90
1920CF	215810001604	PRT03/04
1920CW	215810006400	APS44
1920CZ	215810005800	APS38
1920FC	215810006500	APS45
1920FT	215810007000	APS50
1920GH	215810013200	APS112
1920J7	215810001604	PRT03/04
1920K1	215810011000	APS90
1920K8	215810004900	APS29
1920LA	215810004000	APS20
1920LG	215810007800	APS58
1920LH	215810013400	APS114
1920LW	215810009100	APS71
1920P2	230016070077	PRT03E/04
1920QR	215810014300	APS123
1920SS	215810401401	ATS20
1922W0	215810014000	APS120
V753981180	215810009100	APS71

OES		MAGNETI MARELLI PARTS & SERVICES
INTAKE PRESSURE SENSOR		
CITROËN		
V759990780	215810014000	APS120
DACIA		
8200105165	215810010500	APS85
8200121800	215810010500	APS85
8200168253	215810011900	APS99
8200225971	215810005700	APS37
8200719629	215810010500	APS85
8200843680	215810011900	APS99
223650001R	215810011900	APS99
223657266R	215810005700	APS37
DAEWOO		
12614970	215810006400	APS44
16137039	215810006500	APS45
16212460	215810006400	APS44
25184083	215810010800	APS88
55563375	215810010400	APS84
95047198	215810006500	APS45
96325870	215810010800	APS88
96482570	215810008500	APS65
97381191	215810013300	APS113
DAIHATSU		
8942097209	215810003900	APS19
8942097209000	215810003900	APS19
FERRARI		
282849	215810004300	APS23
7750716	215810001900	PRT06/00
46811235	215810004300	APS23
55206796	215810004300	APS23
55219294	215810004300	APS23
FIAT		
7084986	806001723701	KITLDF6T
7529274	215810004900	APS29
7696064	215810006500	APS45
7714662	215810001604	PRT03/04
7750716	215810001900	PRT06/00
46433053	215810011300	APS93
46451792	806001535002	KITTPRT05/2
46468682	215810005100	APS31
46474585	215810007900	APS59
46531222	215810001604	PRT03/04
46533518	806001723701	KITLDF6T
46553045	806001723701	KITLDF6T
46769979	215810007500	APS55
46811235	215810004300	APS23
55194788	215810008300	APS63
55206796	215810004300	APS23
55209037	806001723701	KITLDF6T
55209194	215810011900	APS99
55219294	215810004300	APS23
55219295	215810011900	APS99
55219296	806001723701	KITLDF6T
55219299	215810011700	APS97
55221402	806001535002	KITTPRT05/2
55234857	215810013000	APS110
55238125	215810011400	APS94

OES		 PARTS & SERVICES	
INTAKE PRESSURE SENSOR			
FIAT			
55238216	215810013700	APS117	
55240726	215810013000	APS110	
55258500	215810013700	APS117	
55258501	215810013000	APS110	
55261763	215810013700	APS117	
60575356	215810001604	PRT03/04	
60809804	215810001900	PRT06/00	
60811067	215810001604	PRT03/04	
60811534	215810006500	APS45	
60814507	215810001604	PRT03/04	
70114218	806001723701	KITLDF6T	
71714218	806001535002	KITTPRT05/2	
71718233	806001535002	KITTPRT05/2	
71718678	806001535002	KITTPRT05/2	
71728656	806001535002	KITTPRT05/2	
71732447	806001723701	KITLDF6T	
71739292	215810006400	APS44	
71741115	215810013100	APS111	
71742176	215810011800	APS98	
71755054	230016070077	PRT03E/04	
71775581	215810012400	APS104	
73503657	215810401401	ATS20	
77363792	215810007500	APS55	
77364145	806001723701	KITLDF6T	
77364146	215810007500	APS55	
77364543	215810011400	APS94	
77364869	806001723701	KITLDF6T	
77365393	215810401401	ATS20	
77365691	215810013000	APS110	
77366191	215810011400	APS94	
77366837	215810012700	APS107	
99455421	215810008400	APS64	
100496101	215810013000	APS110	
465335180	806001723701	KITLDF6T	
500309838	215810001604	PRT03/04	
500351377	215810007000	APS50	
504073323	215810011700	APS97	
504088431	215810401401	ATS20	
504245257	215810401401	ATS20	
504307953	215810014100	APS121	
504372225	215810011700	APS97	
670003207	215810004300	APS23	
735036570	215810401401	ATS20	
9609992380	215810001604	PRT03/04	
9618261580	215810009600	APS76	
9631716680	215810005500	APS35	
9631813680	215810011000	APS90	
9639381480	215810009700	APS77	
9639418880	215810011000	APS90	
9639418980	215810008200	APS62	
9639469280	215810005800	APS38	
9642789980	215810013200	APS112	
9649396580	215810007800	APS58	
9651931280	215810013400	APS114	
9660603480	215810004000	APS20	

OES		 PARTS & SERVICES	
INTAKE PRESSURE SENSOR			
FIAT			
9663480880	215810014300	APS123	
S8100181	215810011900	APS99	
S8100182	215810011900	APS99	
FORD			
1023008	215810003400	APS14	
1041954	215810003500	APS15	
1086439	215810003700	APS17	
1087424	215810003700	APS17	
1110963	215810003800	APS18	
1111222	215810005900	APS39	
1113276	215810003200	APS12	
1119939	215810003900	APS19	
1127268	215810003500	APS15	
1136735	215810006000	APS40	
1139330	215810003100	APS11	
1141598	215810003300	APS13	
1144420	215810003100	APS11	
1144809	215810006500	APS45	
1231463	215810005800	APS38	
1256481	215810005800	APS38	
1322684	215810003100	APS11	
1333353	215810013200	APS112	
1338678	215810009800	APS78	
1352477	215810009800	APS78	
1367813	215810004200	APS22	
1372511	215810004000	APS20	
1427942	215810007800	APS58	
1438809	215810007800	APS58	
1439044	215810014400	APS124	
1439900	215810003900	APS19	
1448387	215810401401	ATS20	
1468879	215810005800	APS38	
1490907	215810003300	APS13	
1503280	215810004000	APS20	
1516717	215810009900	APS79	
1562724	806001723701	KITLDF6T	
1580533	806001723701	KITLDF6T	
1648138	215810003600	APS16	
1652345	215810003600	APS16	
1682141	215810012600	APS106	
1683949	215810014300	APS123	
1703244	215810013400	APS114	
1721462	215810004300	APS23	
1751185	215810012900	APS109	
1762251	215810012600	APS106	
1796446	215810014300	APS123	
1827054	215810003000	APS10	
1852633	215810401401	ATS20	
1871255	215810401401	ATS20	
1879414	215810003200	APS12	
1913600	215810012600	APS106	
1923995	215810003300	APS13	
1940807	215810009900	APS79	
2207410	215810003000	APS10	
4138350	215810003000	APS10	

TYPE GROUP A3

OES		 PARTS & SERVICES	
INTAKE PRESSURE SENSOR			
FORD			
5094154	215810401401	ATS20	
6448254	215810003600	APS16	
6742049	215810001900	PRT06/00	
6953772	215810003600	APS16	
1C1A9F479AA	215810003000	APS10	
1C1Y9F479AA	215810006500	APS45	
1M5F9S428AA	215810003100	APS11	
1M5F9S428AB	215810003100	APS11	
1S4A9F479BA	215810003200	APS12	
1S7A9F479AB	215810003900	APS19	
1S7A9F479AC	215810003900	APS19	
2C4612A697AA	215810011700	APS97	
2S6A9F479BA	215810003300	APS13	
2S6A9F479BB	215810003300	APS13	
2S6A9F479BC	215810003300	APS13	
2S6A9F479CB	215810009900	APS79	
2S6A9F479CC	215810009900	APS79	
2S6Q12T551AA	215810013200	APS112	
3M5A12T551AA	215810005800	APS38	
3M5A12T551AB	215810005800	APS38	
3M5A12T551AC	215810005800	APS38	
3R239F479AA	215810007000	APS50	
3R239U434AA	215810005100	APS31	
3U1L9F479AA	215810007000	APS50	
4M519F479AA	215810009800	APS78	
4M519S428AA	215810003100	APS11	
4M5Q9S428AA	215810009800	APS78	
6C119F479AA	215810004000	APS20	
6C119F479AB	215810004000	APS20	
6G9112T551AB	215810014400	APS124	
6G9Q9F479AA	215810007800	APS58	
6G9Q9F479AB	215810007800	APS58	
6M349J433AA	215810401401	ATS20	
6M5Y9F479AA	215810004200	APS22	
78HL12238020AAA	215810012700	APS107	
78HL12238020AAB	215810012700	APS107	
95VW12B573AA	215810004900	APS29	
97VB9F479BA	215810003400	APS14	
98AB9F479BA	215810003500	APS15	
98AB9S428AB	215810003500	APS15	
99VW9E928AA	215810005900	APS39	
99VW9E928AB	215810006000	APS40	
9S519J559AA	215810004300	APS23	
9S519J559BB	806001723701	KITLDF6T	
AG919F479A	215810012600	APS106	
AG919F479AA	215810012600	APS106	
AG919F479AB	215810012600	APS106	
AG919F479AC	215810012600	APS106	
AG9Z9F479B	215810012600	APS106	
AV2Q12T551AA	215810013400	APS114	
AV6Q12B676AA	215810014300	APS123	
BA9F479A	215810007000	APS50	
BAT6S701A	215810005100	APS31	
BS519J559AA	215810004300	APS23	
BV619F479AA	215810401401	ATS20	

OES		 PARTS & SERVICES	
INTAKE PRESSURE SENSOR			
FORD			
CC1A9F479AA	215810003000	APS10	
CV2A9F479AA	215810012900	APS109	
CV2Z9F479A	215810012900	APS109	
E3TF9F479AA	215810003600	APS16	
E3TF9F479BA	215810003600	APS16	
E3TZ9F479A	215810003600	APS16	
E6EF9F479A2A	215810003600	APS16	
E7DF9F479A2A	215810003600	APS16	
E7EE9F479A2A	215810003600	APS16	
E7EF12A644A1A	215810003600	APS16	
E7EF12A644A2A	215810003600	APS16	
E7EF9F479A1A	215810003600	APS16	
E7EF9F479A27	215810003600	APS16	
E7EF9F479A2A	215810003600	APS16	
E7EF9F479AA	215810003600	APS16	
E7FZ12A644A	215810003600	APS16	
E7FZ12A644A4A	215810003600	APS16	
E7OZ9F479A	215810003600	APS16	
E88F12A644AA	215810003600	APS16	
EC469F479AA	215810011700	APS97	
EL8A9F479AA	215810401401	ATS20	
EL8A9F479CA	215810401401	ATS20	
EL8Z9F479B	215810401401	ATS20	
EL8Z9F479BFC	215810401401	ATS20	
ES4A9F479BA	215810003200	APS12	
HY5312B676AA	215810401401	ATS20	
M9101473	215810004000	APS20	
T118324	215810011700	APS97	
V92AB9F479A	215810001900	PRT06/00	
V92AB9F479AA	215810001900	PRT06/00	
XS6F9F479AA	215810003700	APS17	
XS6F9F479AB	215810003700	APS17	
YS6A9F479AA	215810003800	APS18	
HONDA			
8162124600	215810006400	APS44	
37830P05A01	215810009300	APS73	
37830POGS00	215810009300	APS73	
37830P7AN11	215810009300	APS73	
37830PAAS00	215810009300	APS73	
37830PDFE01	215810004400	APS24	
37830PGKA01	215810009400	APS74	
37830PNC003	215810009400	APS74	
37830R3LBG000	215810401401	ATS20	
37830R3LG01	215810401401	ATS20	
37830RBDE01	215810401401	ATS20	
37830RBDE011M4	215810401401	ATS20	
37830RBDE012M4	215810401401	ATS20	
37830RBDE013M4	215810401401	ATS20	
37830RBDE014	215810401401	ATS20	
HYUNDAI			
3930003000	215810010000	APS80	
3930022600	215810010100	APS81	
3930038110	215810010100	APS81	
3930038120	215810010100	APS81	
3930084400	215810012100	APS101	

OES		 PARTS & SERVICES	
INTAKE PRESSURE SENSOR			
HYUNDAI			
3933024750	215810006500	APS45	
0K01A18211	215810004900	APS29	
0K30E18211A	215810007600	APS56	
0K95018211	215810006500	APS45	
393002A600	215810012300	APS103	
393002B000	215810010000	APS80	
393002B050	215810012300	APS103	
393002B100	215810010000	APS80	
393002G000	215810012100	APS101	
INFINITI			
2236500QAA	215810004300	APS23	
22365BN701	215810004300	APS23	
ISUZU			
8160174600	215810006500	APS45	
8161370390	215810006500	APS45	
8161580550	215810006500	APS45	
8162124600	215810006400	APS44	
IVECO			
73503657	215810401401	ATS20	
99455421	215810008400	APS64	
500351377	215810007000	APS50	
501073323	215810011700	APS97	
503643858	215810008400	APS64	
504073323	215810011700	APS97	
504088431	215810401401	ATS20	
504307953	215810014100	APS121	
504372225	215810011700	APS97	
544372225	215810011700	APS97	
670003207	215810004300	APS23	
5001848543	215810008400	APS64	
5043722250	215810011700	APS97	
5443722250	215810011700	APS97	
5801699032	215810011400	APS94	
JAGUAR			
AJ812337	215810003300	APS13	
AJ82719	215810003000	APS10	
AJ85329	215810003300	APS13	
C2G2675	215810012600	APS106	
C2Z14334	215810007800	APS58	
JEEP			
5234313	215810006500	APS45	
33000153	215810006500	APS45	
33000273	215810006500	APS45	
55219299	215810011700	APS97	
04627187AA	215810401401	ATS20	
68143574AA	806001723701	KITLDF6T	
68275301AA	215810011700	APS97	
K04627187AA	215810401401	ATS20	
K68093409AA	215810401401	ATS20	
K68141820AA	215810401401	ATS20	
K68153918AA	215810401401	ATS20	
K68275301AA	215810011700	APS97	

OES		 PARTS & SERVICES	
INTAKE PRESSURE SENSOR			
KIA			
3930003000	215810010000	APS80	
3930022600	215810010100	APS81	
3930038110	215810010100	APS81	
3930038120	215810010100	APS81	
3930084400	215810012100	APS101	
3933024750	215810006500	APS45	
0K01A18211	215810004900	APS29	
0K30E18211A	215810007600	APS56	
0K95018211	215810006500	APS45	
393002A600	215810012300	APS103	
393002B000	215810010000	APS80	
393002B050	215810012300	APS103	
393002B100	215810010000	APS80	
393002G000	215810012100	APS101	
LANCIA			
7084986	806001723701	KITLDF6T	
7529274	215810004900	APS29	
7696064	215810006500	APS45	
7714662	215810001604	PRT03/04	
7750716	215810001900	PRT06/00	
46433053	215810011300	APS93	
46451792	806001535002	KITTPRT05/2	
46468682	215810005100	APS31	
46474585	215810007900	APS59	
46531222	215810001604	PRT03/04	
46533518	806001723701	KITLDF6T	
46553045	806001723701	KITLDF6T	
46769979	215810007500	APS55	
46811235	215810004300	APS23	
55194788	215810008300	APS63	
55200301	215810008300	APS63	
55206796	215810004300	APS23	
55209037	806001723701	KITLDF6T	
55209194	215810011900	APS99	
55219294	215810004300	APS23	
55219295	215810011900	APS99	
55219296	806001723701	KITLDF6T	
55219299	215810011700	APS97	
55221402	806001535002	KITTPRT05/2	
55234857	215810013000	APS110	
55238125	215810011400	APS94	
55238216	215810013700	APS117	
55240726	215810013000	APS110	
55258500	215810013700	APS117	
55258501	215810013000	APS110	
55261763	215810013700	APS117	
60809804	215810001900	PRT06/00	
60811067	215810001604	PRT03/04	
60811534	215810006500	APS45	
60814507	215810001604	PRT03/04	
70114218	806001723701	KITLDF6T	
71714218	806001535002	KITTPRT05/2	
71718233	806001535002	KITTPRT05/2	
71718678	806001535002	KITTPRT05/2	
71728656	806001535002	KITTPRT05/2	

TYPE GROUP A3

OES		 PARTS & SERVICES	
INTAKE PRESSURE SENSOR			
LANCIA			
71732447	806001723701	KITLDF6T	
71739292	215810006400	APS44	
71741115	215810013100	APS111	
71742176	215810011800	APS98	
71755054	230016070077	PRT03E/04	
71775581	215810012400	APS104	
73503657	215810401401	ATS20	
77363792	215810007500	APS55	
77364145	806001723701	KITLDF6T	
77364146	215810007500	APS55	
77364543	215810011400	APS94	
77364869	806001723701	KITLDF6T	
77365393	215810401401	ATS20	
77365691	215810013000	APS110	
77366191	215810011400	APS94	
77366837	215810012700	APS107	
99455421	215810008400	APS64	
100496101	215810013000	APS110	
465335180	806001723701	KITLDF6T	
500309838	215810001604	PRT03/04	
500351377	215810007000	APS50	
504073323	215810011700	APS97	
504088431	215810401401	ATS20	
504245257	215810401401	ATS20	
504307953	215810014100	APS121	
504372225	215810011700	APS97	
670003207	215810004300	APS23	
735036570	215810401401	ATS20	
9609992380	215810001604	PRT03/04	
9618261580	215810009600	APS76	
9631716680	215810005500	APS35	
9631813680	215810011000	APS90	
9639381480	215810009700	APS77	
9639418880	215810011000	APS90	
9639418980	215810008200	APS62	
9639469280	215810005800	APS38	
9642789980	215810013200	APS112	
9649396580	215810007800	APS58	
9651931280	215810013400	APS114	
9660603480	215810004000	APS20	
9663480880	215810014300	APS123	
S8100181	215810011900	APS99	
S8100182	215810011900	APS99	
LAND ROVER			
ERR3561	215810006200	APS42	
LR001324	215810007800	APS58	
LR008935	215810003300	APS13	
LR022157	215810012600	APS106	
LR038762	215810012600	APS106	
LR075167	215810012600	APS106	
MHK100590	215810009300	APS73	
MHK100640	215810008400	APS64	
MHK100820L	215810008900	APS69	
MHK101060L	215810005000	APS30	
WKW000060	215810007700	APS57	

OES		 PARTS & SERVICES	
INTAKE PRESSURE SENSOR			
LAND ROVER			
WKW000070	215810007700	APS57	
MASERATI			
7750716	215810001900	PRT06/00	
55219294	215810004300	APS23	
CA0075738A	215810007500	APS55	
MAZDA			
C20118211	215810003300	APS13	
C20118211A	215810003300	APS13	
C20118211Z01	215810003300	APS13	
LF0118211	215810003900	APS19	
LF0118211Z02	215810003900	APS19	
U20218211	215810012600	APS106	
WE0118211	215810401401	ATS20	
Y40418211	215810013200	APS112	
Y60118211A	215810005800	APS38	
Y60118211B	215810005800	APS38	
Y65018845	215810014300	APS123	
Y65518845	215810014300	APS123	
MERCEDES-BENZ			
0041533028	215810005300	APS33	
0041533128	215810008000	APS60	
0041533228	215810005300	APS33	
0041533328	215810008000	APS60	
0041538228	215810013000	APS110	
0041538428	215810012400	APS104	
0051535028	215810005300	APS33	
0051537228	215810008000	APS60	
0061531328	215810005300	APS33	
0061531428	215810008000	APS60	
0061531528	215810012400	APS104	
0061539728	215810005300	APS33	
0061539828	215810008000	APS60	
0061539928	215810012400	APS104	
1571530128	215810401401	ATS20	
A0041533028	215810005300	APS33	
A0041533128	215810008000	APS60	
A0041533228	215810005300	APS33	
A0041533328	215810008000	APS60	
A0041538228	215810013000	APS110	
A0041538428	215810012400	APS104	
A0051535028	215810005300	APS33	
A0051537228	215810008000	APS60	
A0061531328	215810005300	APS33	
A0061531428	215810008000	APS60	
A0061531528	215810012400	APS104	
A0061539728	215810005300	APS33	
A0061539828	215810008000	APS60	
A0061539928	215810012400	APS104	
A1571530128	215810401401	ATS20	
AQ0003121V0030	215810004300	APS23	
Q0003121V0030	215810004300	APS23	
MG			
1141598	215810003300	APS13	
MHK101060	215810005000	APS30	

OES		 PARTS & SERVICES	
INTAKE PRESSURE SENSOR			
MINI			
0872648	215810008900	APS69	
0872679	215810008100	APS61	
7804742	215810013600	APS116	
8570118	215810013600	APS116	
8637896	215810013600	APS116	
12140872648	215810008900	APS69	
12140872679	215810008100	APS61	
13627539811	215810009100	APS71	
13627599907	215810014000	APS120	
13627794981	215810005800	APS38	
13627804742	215810013600	APS116	
13628570118	215810013600	APS116	
13628637896	215810013600	APS116	
MITSUBISHI			
1865A049	215810012200	APS102	
1865A122	215810007800	APS58	
E1T26571A	215810011800	APS98	
M889795	215810004800	APS28	
MB16244349	215810008000	APS60	
MN960275	215810012400	APS104	
MN960418	215810012400	APS104	
NEW HOLLAND			
504372225	215810011700	APS97	
NISSAN			
8200155613	215810004300	APS23	
2236500QAA	215810004300	APS23	
2236500QAB	215810005400	APS34	
223650754R	215810008700	APS67	
223657266R	215810005700	APS37	
223659X700	215810013000	APS110	
22365AX000	215810011200	APS92	
22365AX00A	215810011200	APS92	
22365BC400	215810011900	APS99	
22365BN701	215810004300	APS23	
22635AY902	215810005700	APS37	
2508500QOA	215810011900	APS99	
2508500QOB	215810010500	APS85	
2508500QOC	215810011900	APS99	
2508500QAA	215810010500	APS85	
25085AW300	215810011900	APS99	
OPEL			
0815701	215810006500	APS45	
815701	215810006500	APS45	
0851365	215810004600	APS26	
851365	215810004600	APS26	
0862023	215810008300	APS63	
0862107	215810008300	APS63	
01235029	215810401401	ATS20	
1235029	215810401401	ATS20	
01235046	215810006400	APS44	
1235046	215810006400	APS44	
01235060	215810012000	APS100	
1235060	215810012000	APS100	
01235083	215810004300	APS23	
1235083	215810004300	APS23	

OES		 PARTS & SERVICES	
INTAKE PRESSURE SENSOR			
OPEL			
01235258	215810004300	APS23	
1235258	215810004300	APS23	
01238269	215810012500	APS105	
1238269	215810012500	APS105	
01238394	215810010400	APS84	
1238394	215810010400	APS84	
01238395	215810012000	APS100	
1238395	215810012000	APS100	
01238788	215810006500	APS45	
1238788	215810006500	APS45	
01238838	215810010200	APS82	
1238838	215810010200	APS82	
01238894	215810012000	APS100	
1238894	215810012000	APS100	
01247049	215810006300	APS43	
1247049	215810006300	APS43	
01247419	215810008300	APS63	
01247474	806001723701	KITLDF6T	
1247474	806001723701	KITLDF6T	
04401593	215810004300	APS23	
4401593	215810004300	APS23	
04406441	215810005700	APS37	
4406441	215810005700	APS37	
04409668	215810006400	APS44	
4409668	215810006400	APS44	
04410279	215810005400	APS34	
4410279	215810005400	APS34	
04412919	215810005700	APS37	
4412919	215810005700	APS37	
4417030	215810011900	APS99	
04435200	215810010500	APS85	
4435200	215810010500	APS85	
04709264	215810004300	APS23	
4709264	215810004300	APS23	
04709502	215810013100	APS111	
4709502	215810013100	APS111	
04803543	215810010200	APS82	
4803543	215810010200	APS82	
04803550	215810008500	APS65	
4803550	215810008500	APS65	
04819481	215810012000	APS100	
4819481	215810012000	APS100	
05850801	215810005000	APS30	
5850801	215810005000	APS30	
06235631	215810004300	APS23	
6235631	215810004300	APS23	
06235707	215810013100	APS111	
6235707	215810013100	APS111	
06235728	215810013100	APS111	
6235728	215810013100	APS111	
06238120	215810006400	APS44	
6238120	215810006400	APS44	
06238159	215810006400	APS44	
6238159	215810006400	APS44	
06238166	215810006300	APS43	
6238166	215810006300	APS43	

TYPE GROUP A3

OES		MAGNETI MARELLI PARTS & SERVICES
INTAKE PRESSURE SENSOR		
OPEL		
6238166	215810006300	APS43
06238210	215810401401	ATS20
6238210	215810401401	ATS20
06238222	215810007700	APS57
6238222	215810007700	APS57
06238332	215810006200	APS42
6238332	215810006200	APS42
06238391	215810011300	APS93
6238391	215810011300	APS93
06238412	215810011300	APS93
6238412	215810011300	APS93
06238678	215810013300	APS113
6238678	215810013300	APS113
06238865	215810401401	ATS20
6238865	215810401401	ATS20
06238927	215810006500	APS45
6238927	215810006500	APS45
09109593	215810004300	APS23
9109593	215810004300	APS23
09158595	215810401401	ATS20
9158595	215810401401	ATS20
09196671	215810401401	ATS20
9196671	215810401401	ATS20
9389131	215810006500	APS45
9543901	215810401401	ATS20
012232201	215810011500	APS95
12232201	215810011500	APS95
012568929	806001723701	KITLDF6T
12568929	806001723701	KITLDF6T
012569240	215810006500	APS45
12569240	215810006500	APS45
012575467	215810013100	APS111
12575467	215810013100	APS111
012591290	215810012000	APS100
12591290	215810012000	APS100
012592525	215810012500	APS105
12592525	215810012500	APS105
012614970	215810006400	APS44
12614970	215810006400	APS44
012644228	215810012000	APS100
12644228	215810012000	APS100
16017460	215810006500	APS45
16137039	215810006500	APS45
16158055	215810006500	APS45
16172899	215810006100	APS41
016212460	215810006400	APS44
16212460	215810006400	APS44
016235939	215810006300	APS43
16235939	215810006300	APS43
16254719	215810006500	APS45
16255839	215810004800	APS28
16258659	215810006400	APS44
17112715	215810006500	APS45
21020103	215810006500	APS45
024420587	215810013100	APS111

OES		MAGNETI MARELLI PARTS & SERVICES
INTAKE PRESSURE SENSOR		
OPEL		
24420587	215810013100	APS111
024420761	215810004600	APS26
24420761	215810004600	APS26
024459853	215810401401	ATS20
24459853	215810401401	ATS20
024580287	215810011500	APS95
24580287	215810011500	APS95
25184083	215810010800	APS88
055194788	215810008300	APS63
55194788	215810008300	APS63
055200301	215810008300	APS63
55200301	215810008300	APS63
055219294	215810004300	APS23
55219294	215810004300	APS23
055563375	215810010400	APS84
55563375	215810010400	APS84
055567257	215810012500	APS105
55567257	215810012500	APS105
055568175	215810401401	ATS20
55568175	215810401401	ATS20
055568176	215810010200	APS82
55568176	215810010200	APS82
055573248	215810012000	APS100
55573248	215810012000	APS100
90063543	215810006400	APS44
090467558	215810006200	APS42
90467558	215810006200	APS42
090541409	215810011300	APS93
90541409	215810011300	APS93
091167213	215810005400	APS34
91167213	215810005400	APS34
91176190	215810011800	APS98
93160018	215810006400	APS44
093171176	215810401401	ATS20
93171176	215810401401	ATS20
093171579	215810005000	APS30
93171579	215810005000	APS30
093171659	215810007700	APS57
93171659	215810007700	APS57
93177371	215810004300	APS23
093177414	215810004300	APS23
93177414	215810004300	APS23
093181944	215810008300	APS63
93181944	215810008300	APS63
093185556	215810008300	APS63
93185556	215810008300	APS63
093190052	215810004300	APS23
93190052	215810004300	APS23
093192107	215810012000	APS100
93192107	215810012000	APS100
93194115	215810004300	APS23
093194419	215810013100	APS111
93194419	215810013100	APS111
093198487	215810010500	APS85
93198487	215810010500	APS85

OES		 PARTS & SERVICES	
INTAKE PRESSURE SENSOR			
OPEL			
093313154	806001723701	KITLDF6T	
93313154	806001723701	KITLDF6T	
093333350	215810011500	APS95	
93333350	215810011500	APS95	
093450122	215810005700	APS37	
93450122	215810005700	APS37	
093852290	215810005700	APS37	
93852290	215810005700	APS37	
93857938	215810011900	APS99	
095510744	215810008300	APS63	
095512846	806001723701	KITLDF6T	
95512846	806001723701	KITLDF6T	
095516902	215810008300	APS63	
96325870	215810010800	APS88	
096440381	215810010200	APS82	
96440381	215810010200	APS82	
096482570	215810008500	APS65	
96482570	215810008500	APS65	
97180655	215810006300	APS43	
097381191	215810013300	APS113	
97381191	215810013300	APS113	
098131026	215810006300	APS43	
98131026	215810006300	APS43	
PEUGEOT			
163639	215810401401	ATS20	
163661	215810401401	ATS20	
457403	215810008200	APS62	
457405	215810008200	APS62	
467680	215810009700	APS77	
594607	215810006500	APS45	
594609	215810006500	APS45	
96092693	215810001604	PRT03/04	
96099923	215810001604	PRT03/04	
96107893	215810004900	APS29	
96182615	215810009600	APS76	
96317166	215810005500	APS35	
96318136	215810011000	APS90	
96354934	215810008200	APS62	
96365830	215810009700	APS77	
96390274	215810005800	APS38	
96393814	215810009700	APS77	
96394188	215810011000	APS90	
96394189	215810008200	APS62	
96394190	215810011000	APS90	
96394191	215810008200	APS62	
96493965	215810007800	APS58	
1611432480	215810401401	ATS20	
9609269380	215810001604	PRT03/04	
9610789380	215810004900	APS29	
9613102380	230016070077	PRT03E/04	
9631716680	215810005500	APS35	
9635493480	215810008200	APS62	
9636583080	215810009700	APS77	
9639027480	215810005800	APS38	
9639381480	215810009700	APS77	

OES		 PARTS & SERVICES	
INTAKE PRESSURE SENSOR			
PEUGEOT			
9639418980	215810008200	APS62	
9639419180	215810008200	APS62	
9639469280	215810005800	APS38	
9642789980	215810013200	APS112	
9649396580	215810007800	APS58	
9651931280	215810013400	APS114	
9660603480	215810004000	APS20	
9663480880	215810014300	APS123	
9675379580	215810012600	APS106	
9805500380	215810014300	APS123	
1563J4	215810001604	PRT03/04	
19200E	215810009600	APS76	
19204S	215810006500	APS45	
19207T	215810005500	APS35	
19209H	215810009600	APS76	
1920AC	215810008200	APS62	
1920AJ	215810009700	APS77	
1920AN	215810011000	APS90	
1920CF	215810001604	PRT03/04	
1920CW	215810006400	APS44	
1920CZ	215810005800	APS38	
1920FC	215810006500	APS45	
1920FT	215810007000	APS50	
1920GH	215810013200	APS112	
1920J7	215810001604	PRT03/04	
1920K1	215810011000	APS90	
1920K8	215810004900	APS29	
1920LA	215810004000	APS20	
1920LG	215810007800	APS58	
1920LH	215810013400	APS114	
1920LW	215810009100	APS71	
1920P2	230016070077	PRT03E/04	
1920QR	215810014300	APS123	
1920SS	215810401401	ATS20	
1920X0	215810009600	APS76	
1922W0	215810014000	APS120	
V753981180	215810009100	APS71	
V759990780	215810014000	APS120	
PORSCHE			
95835505107	215810009000	APS70	
95860618010	215810011100	APS91	
03K906051	215810012800	APS108	
9966062309C	215810004900	APS29	
9R460620500	215810007500	APS55	
PSA			
163639	215810401401	ATS20	
163661	215810401401	ATS20	
457403	215810008200	APS62	
457405	215810008200	APS62	
467680	215810009700	APS77	
594607	215810006500	APS45	
594609	215810006500	APS45	
96092693	215810001604	PRT03/04	
96099923	215810001604	PRT03/04	
96107893	215810004900	APS29	

TYPE GROUP A3

OES		 PARTS & SERVICES	
INTAKE PRESSURE SENSOR			
PSA			
96182615	215810009600	APS76	
96317166	215810005500	APS35	
96354934	215810008200	APS62	
96365830	215810009700	APS77	
96390274	215810005800	APS38	
96393814	215810009700	APS77	
96394189	215810008200	APS62	
96394191	215810008200	APS62	
9609269380	215810001604	PRT03/04	
9610789380	215810004900	APS29	
9613102380	230016070077	PRT03E/04	
9631716680	215810005500	APS35	
9635493480	215810008200	APS62	
9636583080	215810009700	APS77	
9639027480	215810005800	APS38	
9639381480	215810009700	APS77	
9639418980	215810008200	APS62	
9639419180	215810008200	APS62	
9639469280	215810005800	APS38	
9642789980	215810013200	APS112	
1563J4	215810001604	PRT03/04	
19200E	215810009600	APS76	
19204S	215810006500	APS45	
19207T	215810005500	APS35	
19209H	215810009600	APS76	
1920AC	215810008200	APS62	
1920AJ	215810009700	APS77	
1920CF	215810001604	PRT03/04	
1920CZ	215810005800	APS38	
1920FC	215810006500	APS45	
1920GH	215810013200	APS112	
1920J7	215810001604	PRT03/04	
1920K8	215810004900	APS29	
1920KN	215810009500	APS75	
1920LW	215810009100	APS71	
1920P2	230016070077	PRT03E/04	
V753981180	215810009100	APS71	
RENAULT			
5001859016	215810007000	APS50	
5010437653	215810011700	APS97	
5010450894	215810011700	APS97	
7420524936	215810011700	APS97	
7700101762	215810006400	APS44	
7700106644	215810006400	APS44	
7700106886	215810004800	APS28	
7700111957	215810005400	APS34	
7700706876	215810006500	APS45	
8200105165	215810010500	APS85	
8200121800	215810010500	APS85	
8200155613	215810004300	APS23	
8200168253	215810011900	APS99	
8200225971	215810005700	APS37	
8200233831	215810013500	APS115	
8200356172	215810013000	APS110	
8200375080	215810008700	APS67	

OES		 PARTS & SERVICES	
INTAKE PRESSURE SENSOR			
RENAULT			
8200375977	215810008700	APS67	
8200719629	215810010500	APS85	
8200758731	215810401401	ATS20	
8200843680	215810011900	APS99	
8933000153	215810006500	APS45	
8933000273	215810006500	APS45	
9618261580	215810009600	APS76	
9631813680	215810011000	APS90	
9635493480	215810008200	APS62	
9639418880	215810011000	APS90	
9639418980	215810008200	APS62	
223650001R	215810011900	APS99	
223650754R	215810008700	APS67	
223652305R	215810013000	APS110	
223653795R	215810004300	APS23	
223657266R	215810005700	APS37	
223658570R	215810013500	APS115	
ROVER			
MHK100590	215810009300	APS73	
MHK100640	215810008400	APS64	
MHK100820	215810008900	APS69	
MHK100820L	215810008900	APS69	
MHK101040	215810008100	APS61	
MHK101060	215810005000	APS30	
MHK101606L	215810005000	APS30	
SAAB			
4773800	215810011300	APS93	
5166434	806001723701	KITLDF6T	
5167895	215810004400	APS24	
5341409	215810401401	ATS20	
9132374	215810006100	APS41	
9543901	215810401401	ATS20	
12575467	215810013100	APS111	
24420587	215810013100	APS111	
24459853	215810401401	ATS20	
55194788	215810008300	APS63	
55200301	215810008300	APS63	
55568176	215810010200	APS82	
90541409	215810011300	APS93	
93171176	215810401401	ATS20	
93181944	215810008300	APS63	
93194419	215810013100	APS111	
93857938	215810011900	APS99	
SEAT			
030906051	215810010900	APS89	
036906051	215810014500	APS125	
038906051	215810005900	APS39	
046130385	215810006200	APS42	
062906051	215810005900	APS39	
270600001	215810004400	APS24	
0279980411	215810011100	APS91	
0369980411	215810014500	APS125	
377906051	215810004900	APS29	
2379063111	215810004900	APS29	
030906051A	215810010900	APS89	

OES	 PARTS & SERVICES	
INTAKE PRESSURE SENSOR		
SEAT		
036906051D	215810014500	APS125
036906051G	215810009000	APS70
038906051B	215810006000	APS40
038906051C	215810010300	APS83
03C906051	215810011100	APS91
03C906051E	215810011100	APS91
03C906051F	215810011100	APS91
03C906051J	215810006000	APS40
03D906051	215810010700	APS87
03D906051A	215810010700	APS87
03F145673F	215810006000	APS40
03G906051D	215810006000	APS40
03G906051F	215810010300	APS83
03K906051	215810012800	APS108
046130385A	215810006200	APS42
04E906051A	215810006000	APS40
06B906051	215810010600	APS86
06G906051	215810011100	APS91
2P0906051	215810007000	APS50
2R0906051C	215810401401	ATS20
2S0906051	215810011700	APS97
377906306C	215810001604	PRT03/04
377906309C	215810001604	PRT03/04
3A0906051	215810004900	APS29
SKODA		
030906051	215810010900	APS89
036906051	215810014500	APS125
038906051	215810005900	APS39
046130385	215810006200	APS42
062906051	215810005900	APS39
270600001	215810004400	APS24
0279980411	215810011100	APS91
0369980411	215810014500	APS125
377906051	215810004900	APS29
2379063111	215810004900	APS29
030906051A	215810010900	APS89
036906051D	215810014500	APS125
036906051G	215810009000	APS70
038906051B	215810006000	APS40
038906051C	215810010300	APS83
03C906051	215810011100	APS91
03C906051E	215810011100	APS91
03C906051F	215810011100	APS91
03C906051J	215810006000	APS40
03D906051	215810010700	APS87
03D906051A	215810010700	APS87
03F145673F	215810006000	APS40
03G906051D	215810006000	APS40
03G906051F	215810010300	APS83
03K906051	215810012800	APS108
046130385A	215810006200	APS42
04E906051A	215810006000	APS40
06B906051	215810010600	APS86
06G906051	215810011100	APS91
2P0906051	215810007000	APS50

OES	 PARTS & SERVICES	
INTAKE PRESSURE SENSOR		
SKODA		
2R0906051C	215810401401	ATS20
2S0906051	215810011700	APS97
377906306C	215810001604	PRT03/04
377906309C	215810001604	PRT03/04
3A0906051	215810004900	APS29
SMART		
0041538428	215810012400	APS104
0061531428	215810008000	APS60
0061531528	215810012400	APS104
0061539828	215810008000	APS60
0061539928	215810012400	APS104
4518206910	215810012200	APS102
0003121V002	215810011300	APS93
0003121V00200000	215810004300	APS23
0003121V003	215810004300	APS23
0003121V0030000	215810004300	APS23
0003121V00300000	215810004300	APS23
0003121V003000000	215810004300	APS23
0016146V001	215810008000	APS60
3121V003000000	215810004300	APS23
A4518206910	215810012200	APS102
Q0003121V002	215810011300	APS93
Q0016146V001	215810008000	APS60
SSANGYONG		
6715420017	215810401401	ATS20
SUBARU		
22012AA200	215810014200	APS122
22012AA230	215810014200	APS122
SUZUKI		
1859084E50	215810004300	APS23
1859084E51	215810004300	APS23
1859055P00	215810010200	APS82
1859055P00000	215810010200	APS82
1859067G00	215810005500	APS35
1859067G00000	215810005500	APS35
1859067JA0	215810008700	APS67
1859067JA0000	215810008700	APS67
1859068L00	215810401401	ATS20
1859068L00000	215810401401	ATS20
1859069K00	215810005800	APS38
1859069K00000	215810005800	APS38
1859072F20	215810011800	APS98
1859072F20000	215810011800	APS98
1859072F21	215810011800	APS98
1859072F21000	215810011800	APS98
1859073J00	215810005800	APS38
1859073J00000	215810005800	APS38
1859073KA0	215810013100	APS111
1859073KA0000	215810013100	APS111
1859079J62	215810401401	ATS20
1859079J62000	215810401401	ATS20
1859079J80	215810008300	APS63
1859079J80000	215810008300	APS63
1859084A00	215810005700	APS37
1859084A00000	215810005700	APS37

TYPE GROUP A3

OES		 PARTS & SERVICES	
INTAKE PRESSURE SENSOR			
SUZUKI			
1859084A01	215810005700	APS37	
1859084A01000	215810005700	APS37	
1859084A50	215810011900	APS99	
1859084A50000	215810011900	APS99	
1859084E50000	215810004300	APS23	
1859084E51000	215810004300	APS23	
1859086J00	215810004300	APS23	
1859086J00000	215810004300	APS23	
18590M86J00	215810004300	APS23	
18590N68L00	215810401401	ATS20	
18590N68L00000	215810401401	ATS20	
18590N86J00	215810004300	APS23	
18590T73KA0	215810013100	APS111	
18590T73KA0000	215810013100	APS111	
TOYOTA			
8942012230	215810014200	APS122	
8942012250	215810014200	APS122	
8942074010	215810014200	APS122	
8942097209	215810003900	APS19	
8942126030	215810014200	APS122	
8942147010	215810013900	APS119	
8942152010	215810009500	APS75	
89420WA010	215810013600	APS116	
SU00100645	215810013200	APS112	
VAUXHALL			
1238269	215810012500	APS105	
1247049	215810006300	APS43	
12592525	215810012500	APS105	
24420761	215810004600	APS26	
55567257	215810012500	APS105	
55568176	215810010200	APS82	
90541409	215810011300	APS93	
93450122	215810005700	APS37	
93852290	215810005700	APS37	
96440381	215810010200	APS82	
96482570	215810008500	APS65	
97381191	215810013300	APS113	
98131026	215810006300	APS43	
VOLKSWAGEN			
030906051	215810010900	APS89	
036906051	215810014500	APS125	
038906051	215810005900	APS39	
046130385	215810006200	APS42	
062906051	215810005900	APS39	
270600001	215810004400	APS24	
0279980411	215810011100	APS91	
0369980411	215810014500	APS125	
377906051	215810004900	APS29	
2379063111	215810004900	APS29	
030906051A	215810010900	APS89	
036906051D	215810014500	APS125	

OES		 PARTS & SERVICES	
INTAKE PRESSURE SENSOR			
VOLKSWAGEN			
036906051G	215810009000	APS70	
038906051B	215810006000	APS40	
038906051C	215810010300	APS83	
03C906051	215810011100	APS91	
03C906051E	215810011100	APS91	
03C906051F	215810011100	APS91	
03C906051J	215810006000	APS40	
03D906051	215810010700	APS87	
03D906051A	215810010700	APS87	
03F145673F	215810006000	APS40	
03G906051D	215810006000	APS40	
03G906051F	215810010300	APS83	
03K906051	215810012800	APS108	
046130385A	215810006200	APS42	
04E906051A	215810006000	APS40	
06B906051	215810010600	APS86	
06G906051	215810011100	APS91	
2P0906051	215810007000	APS50	
2R0906051C	215810401401	ATS20	
2S0906051	215810011700	APS97	
377906306C	215810001604	PRT03/04	
377906309C	215810001604	PRT03/04	
3A0906051	215810004900	APS29	
VOLVO			
1275170	215810006200	APS42	
1378162	215810006500	APS45	
3411400	215810006500	APS45	
8670292	215810005800	APS38	
8677288	215810004200	APS22	
8699449	215810005100	APS31	
9125462	215810005100	APS31	
20524936	215810011700	APS97	
22320906	215810011700	APS97	
30658184	215810003900	APS19	
30711659	215810003300	APS13	
30725679	215810014300	APS123	
30725865	215810014300	APS123	
30889795	215810004800	APS28	
31216185	215810005800	APS38	
31251242	215810003900	APS19	
31303211	215810006500	APS45	
31316215	215810401401	ATS20	
31316349	215810012600	APS106	
31319622	215810014300	APS123	
31338107	215810012600	APS106	
31339551	215810003300	APS13	
31355973	215810012700	APS107	
31405340	215810012700	APS107	
31432308	215810012700	APS107	
91254620	215810005100	APS31	
31251242AA	215810003900	APS19	

OES		 PARTS & SERVICES	
FUEL WATER SENSOR			
ALFA ROMEO			
77363659	510030001010	SAF001	
FIAT			
77363659	510030001010	SAF001	
LANCIA			
77363659	510030001010	SAF001	

OES		 PARTS & SERVICES	
FUEL WATER SENSOR			
OPEL			
0836024	510030001010	SAF001	
836024	510030001010	SAF001	
95514997	510030001010	SAF001	

TYPE GROUP B1

OES		 PARTS & SERVICES	
KNOCK SENSOR			
ALFA ROMEO			
7083326	064836027010	SAD027	
7669123	064836013010	SAD013	
46469867	064836016010	SAD016	
46525288	064836003010	SAD003	
46552951	064836026010	SAD026	
50046873	064836026010	SAD026	
55186669	064836026010	SAD026	
55187820	064836026010	SAD026	
55353316	064836033010	SAD033	
60548743	064836013010	SAD013	
60592752	064836009010	SAD009	
60808063	064836013010	SAD013	
60810791	064836009010	SAD009	
71739674	064836004010	SAD004	
76691230	064836013010	SAD013	
605487430	064836013010	SAD013	
7401367643	064836013010	SAD013	
9617755980	064836013010	SAD013	
9617756080	064836033010	SAD033	
9621334480	064836008010	SAD008	
9628648280	064836008010	SAD008	
9638423480	064836033010	SAD033	
K68070745AB	064836026010	SAD026	
AUDI			
021905377	064836002010	SAD002	
030905377	064836005010	SAD005	
054905377	064836021010	SAD021	
0539053772	064836019010	SAD019	
030905377A	064836028010	SAD028	
030905377C	064836031010	SAD031	
034905377A	064836019010	SAD019	
054905377A	064836019010	SAD019	
054905377G	064836021010	SAD021	
054905377H	064836019010	SAD019	
077905377A	064836019010	SAD019	
34905377A	064836019010	SAD019	
BMW			
1401238	064836005010	SAD005	
12141401238	064836005010	SAD005	
CHEVROLET			
9158720	064836007010	SAD007	
10456240	064836027010	SAD027	
10456669	064836027010	SAD027	
24420696	064836026010	SAD026	
25201064	064836025010	SAD025	
55563372	064836025010	SAD025	
92061913	064836013010	SAD013	
96253545	064836024010	SAD024	
96253615	064836009010	SAD009	
96386710	064836024010	SAD024	
CHRYSLER			
50046873	064836026010	SAD026	
68070745AA	064836026010	SAD026	
68195271AA	064836026010	SAD026	
K68070745AA	064836026010	SAD026	

OES		 PARTS & SERVICES	
KNOCK SENSOR			
CHRYSLER			
K68195271AA	064836026010	SAD026	
CITROËN			
594605	064836013010	SAD013	
594610	064836013010	SAD013	
594611	064836013010	SAD013	
594615	064836013010	SAD013	
594616	064836013010	SAD013	
594617	064836013010	SAD013	
594618	064836013010	SAD013	
594619	064836013010	SAD013	
594620	064836013010	SAD013	
594621	064836028010	SAD028	
594622	064836008010	SAD008	
594623	064836033010	SAD033	
594628	064836030010	SAD030	
594630	064836008010	SAD008	
594635	064836025010	SAD025	
96037068	064836013010	SAD013	
96127657	064836013010	SAD013	
96127658	064836013010	SAD013	
96168084	064836028010	SAD028	
96177560	064836033010	SAD033	
96213344	064836008010	SAD008	
96231343	064836008010	SAD008	
96275932	064836030010	SAD030	
96286482	064836008010	SAD008	
96384234	064836033010	SAD033	
96384235	064836030010	SAD030	
1607578480	064836029010	SAD029	
9603706880	064836013010	SAD013	
9616808480	064836028010	SAD028	
9617756080	064836033010	SAD033	
9623134380	064836008010	SAD008	
9627593280	064836030010	SAD030	
9638423480	064836033010	SAD033	
9638423580	064836030010	SAD030	
DAEWOO			
10456240	064836027010	SAD027	
10456669	064836027010	SAD027	
0031538928	064836033010	SAD033	
90411972	064836012010	SAD012	
94580819	064836012010	SAD012	
96253545	064836024010	SAD024	
96253615	064836009010	SAD009	
96386710	064836024010	SAD024	
96508199	064836012010	SAD012	
DAIHATSU			
8961520090	064836025010	SAD025	
DR			
480EE1002060	064836021010	SAD021	
FERRARI			
7083326	064836027010	SAD027	
7083326	064836027010	SAD027	

OES		 PARTS & SERVICES	
KNOCK SENSOR			
FIAT			
7083326	064836027010	SAD027	
7669123	064836013010	SAD013	
46469867	064836016010	SAD016	
46525288	064836003010	SAD003	
50046873	064836026010	SAD026	
55186669	064836026010	SAD026	
55187820	064836026010	SAD026	
55353316	064836033010	SAD033	
60548743	064836013010	SAD013	
60592752	064836009010	SAD009	
60808063	064836013010	SAD013	
60810791	064836009010	SAD009	
71739674	064836004010	SAD004	
76691230	064836013010	SAD013	
605487430	064836013010	SAD013	
7401367643	064836013010	SAD013	
9617755980	064836013010	SAD013	
9617756080	064836033010	SAD033	
9621334480	064836008010	SAD008	
9628648280	064836008010	SAD008	
9638423480	064836033010	SAD033	
K68070745AB	064836026010	SAD026	
FORD			
1029801	064836002010	SAD002	
1068159	064836038010	SAD038	
1119941	064836036010	SAD036	
1132002	064836040010	SAD040	
1141998	064836038010	SAD038	
1205185	064836031010	SAD031	
1357496	064836041010	SAD041	
1358032	064836036010	SAD036	
1362065	064836041010	SAD041	
1371593	064836039010	SAD039	
1374710	064836041010	SAD041	
1N1A12A699AA	064836040010	SAD040	
1S7A12A699BA	064836036010	SAD036	
1S7A12A699BB	064836036010	SAD036	
3R2312A699AB	064836028010	SAD028	
4M5112A699AA	064836041010	SAD041	
4M5112A699AB	064836041010	SAD041	
4M5112A699BA	064836041010	SAD041	
6M5G12A699AA	064836039010	SAD039	
95VW12A699AA	064836002010	SAD002	
98MF12A699AB	064836038010	SAD038	
98MF12A699BA	064836038010	SAD038	
YM2112A699BA	064836031010	SAD031	
HONDA			
30530PWEG01	064836026010	SAD026	
HYUNDAI			
3925002400	064836014010	SAD014	
3925022003	064836013010	SAD013	
3925022010	064836013010	SAD013	
3925023010	064836006010	SAD006	
3925023500	064836014010	SAD014	
3925026600	064836014010	SAD014	

OES		 PARTS & SERVICES	
KNOCK SENSOR			
HYUNDAI			
0K01C18921	064836028010	SAD028	
0K01D18921	064836006010	SAD006	
JAGUAR			
AJ813101	064836036010	SAD036	
JD61212	064836040010	SAD040	
JDE1296	064836038010	SAD038	
JEEP			
50046873	064836026010	SAD026	
55187820	064836026010	SAD026	
68070745AB	064836026010	SAD026	
68195271AA	064836026010	SAD026	
K68070745AB	064836026010	SAD026	
K68195271AA	064836026010	SAD026	
KIA			
3925002400	064836014010	SAD014	
3925022003	064836013010	SAD013	
3925022010	064836013010	SAD013	
3925023010	064836006010	SAD006	
3925023500	064836014010	SAD014	
3925026600	064836014010	SAD014	
0K01C18921	064836028010	SAD028	
0K01D18921	064836006010	SAD006	
LANCIA			
7083326	064836027010	SAD027	
7669123	064836013010	SAD013	
46469867	064836016010	SAD016	
46525288	064836003010	SAD003	
46552951	064836026010	SAD026	
50046873	064836026010	SAD026	
55186669	064836026010	SAD026	
55187820	064836026010	SAD026	
55353316	064836033010	SAD033	
60548743	064836013010	SAD013	
60592752	064836009010	SAD009	
60808063	064836013010	SAD013	
60810791	064836009010	SAD009	
71739674	064836004010	SAD004	
76691230	064836013010	SAD013	
605487430	064836013010	SAD013	
7401367643	064836013010	SAD013	
9617755980	064836013010	SAD013	
9617756080	064836033010	SAD033	
9621334480	064836008010	SAD008	
9628648280	064836008010	SAD008	
9638423480	064836033010	SAD033	
K68070745AB	064836026010	SAD026	
LAND ROVER			
LR025005	064836036010	SAD036	
MAN			
51274210259	064836026010	SAD026	
MAZDA			
30757381AA	064836036010	SAD036	
AJ0318921	064836038010	SAD038	
C20118921	064836038010	SAD038	
LF0118921	064836036010	SAD036	

TYPE GROUP B1

OES		 PARTS & SERVICES	
KNOCK SENSOR			
MAZDA			
LF0118921Z05	064836036010	SAD036	
LF0218921	064836036010	SAD036	
MERCEDES-BENZ			
0031538628	064836018010	SAD018	
0031538928	064836033010	SAD033	
0041534628	064836028010	SAD028	
0041536228	064836030010	SAD030	
0041539028	064836028010	SAD028	
0061533628	064836028010	SAD028	
2709050200	064836018010	SAD018	
2709050900	064836018010	SAD018	
A0031538628	064836018010	SAD018	
A0031538928	064836033010	SAD033	
A0041534628	064836028010	SAD028	
A0041536228	064836030010	SAD030	
A0041539028	064836028010	SAD028	
A0061533628	064836028010	SAD028	
A2709050200	064836018010	SAD018	
A2709050900	064836018010	SAD018	
MINI			
1865A014	064836029010	SAD029	
E1T52271	064836029010	SAD029	
MN163706	064836026010	SAD026	
NISSAN			
7700866055	064836035010	SAD035	
22060000QA	064836035010	SAD035	
2206000Q0A	064836035010	SAD035	
2206000Q0B	064836035010	SAD035	
2206000QAA	064836035010	SAD035	
2206075000	064836029010	SAD029	
22060AU010	064836029010	SAD029	
22060BN700	064836035010	SAD035	
OPEL			
01236006	064836025010	SAD025	
1236006	064836025010	SAD025	
01247489	064836026010	SAD026	
1247489	064836026010	SAD026	
04408303	064836035010	SAD035	
4408303	064836035010	SAD035	
04433885	064836035010	SAD035	
4433885	064836035010	SAD035	
04805506	064836024010	SAD024	
4805506	064836024010	SAD024	
06235619	064836026010	SAD026	
6235619	064836026010	SAD026	
06235703	064836033010	SAD033	
6235703	064836033010	SAD033	
06235712	064836004010	SAD004	
6235712	064836004010	SAD004	
06235746	064836004010	SAD004	
6235746	064836004010	SAD004	
06238099	064836015010	SAD015	
6238099	064836015010	SAD015	
06238102	064836026010	SAD026	
6238102	064836026010	SAD026	

OES		 PARTS & SERVICES	
KNOCK SENSOR			
OPEL			
06238181	064836007010	SAD007	
6238181	064836007010	SAD007	
06238221	064836015010	SAD015	
6238221	064836015010	SAD015	
06238312	064836012010	SAD012	
6238312	064836012010	SAD012	
06238353	064836013010	SAD013	
6238353	064836013010	SAD013	
06238370	064836027010	SAD027	
6238370	064836027010	SAD027	
09158720	064836007010	SAD007	
9158720	064836007010	SAD007	
010456240	064836027010	SAD027	
10456240	064836027010	SAD027	
010456669	064836027010	SAD027	
10456669	064836027010	SAD027	
12566845	064836004010	SAD004	
024420696	064836026010	SAD026	
24420696	064836026010	SAD026	
24456516	064836015010	SAD015	
025201064	064836025010	SAD025	
25201064	064836025010	SAD025	
055353316	064836033010	SAD033	
55353316	064836033010	SAD033	
055563372	064836025010	SAD025	
55563372	064836025010	SAD025	
90411972	064836012010	SAD012	
090536392	064836015010	SAD015	
90536392	064836015010	SAD015	
090543510	064836026010	SAD026	
90543510	064836026010	SAD026	
090572503	064836026010	SAD026	
90572503	064836026010	SAD026	
91159930	064836035010	SAD035	
093177171	064836026010	SAD026	
93177171	064836026010	SAD026	
093189202	064836004010	SAD004	
93189202	064836004010	SAD004	
93198199	064836035010	SAD035	
93203180	064836019010	SAD019	
93261954	064836028010	SAD028	
093399899	064836026010	SAD026	
93399899	064836026010	SAD026	
096253545	064836024010	SAD024	
96253545	064836024010	SAD024	
096253615	064836009010	SAD009	
96253615	064836009010	SAD009	
96386710	064836024010	SAD024	
96508199	064836012010	SAD012	
PEUGEOT			
594605	064836013010	SAD013	
594610	064836013010	SAD013	
594611	064836013010	SAD013	
594615	064836013010	SAD013	
594616	064836013010	SAD013	

OES	 PARTS & SERVICES	
KNOCK SENSOR		
PEUGEOT		
594617	064836013010	SAD013
594618	064836013010	SAD013
594619	064836013010	SAD013
594620	064836013010	SAD013
594621	064836028010	SAD028
594622	064836008010	SAD008
594623	064836033010	SAD033
594628	064836030010	SAD030
594630	064836008010	SAD008
594635	064836025010	SAD025
96037068	064836013010	SAD013
96127657	064836013010	SAD013
96127658	064836013010	SAD013
96168084	064836028010	SAD028
96177560	064836033010	SAD033
96213344	064836008010	SAD008
96231343	064836008010	SAD008
96275932	064836030010	SAD030
96286482	064836008010	SAD008
96384234	064836033010	SAD033
96384235	064836030010	SAD030
9603706880	064836013010	SAD013
9616808480	064836028010	SAD028
9617756080	064836033010	SAD033
9623134380	064836008010	SAD008
9627593280	064836030010	SAD030
9638423480	064836033010	SAD033
9638423580	064836030010	SAD030
PORSCHE		
92860614400	064836021010	SAD021
95560612500	064836031010	SAD031
99660612100	064836026010	SAD026
99660612500	064836026010	SAD026
99760612100	064836026010	SAD026
PSA		
594605	064836013010	SAD013
594610	064836013010	SAD013
594611	064836013010	SAD013
594615	064836013010	SAD013
594616	064836013010	SAD013
594617	064836013010	SAD013
594618	064836013010	SAD013
594619	064836013010	SAD013
594620	064836013010	SAD013
594621	064836028010	SAD028
594622	064836008010	SAD008
594623	064836033010	SAD033
594628	064836030010	SAD030
594630	064836008010	SAD008
594635	064836025010	SAD025
96037068	064836013010	SAD013
96127657	064836013010	SAD013
96127658	064836013010	SAD013
96168084	064836028010	SAD028
96177560	064836033010	SAD033

OES	 PARTS & SERVICES	
KNOCK SENSOR		
PSA		
96213344	064836008010	SAD008
96231343	064836008010	SAD008
96275932	064836030010	SAD030
96286482	064836008010	SAD008
96384234	064836033010	SAD033
96384235	064836030010	SAD030
9603706880	064836013010	SAD013
9616808480	064836028010	SAD028
9617756080	064836033010	SAD033
9623134380	064836008010	SAD008
9627593280	064836030010	SAD030
9638423480	064836033010	SAD033
9638423580	064836030010	SAD030
RENAULT		
2346015900	064836030010	SAD030
7431367644	064836028010	SAD028
7700866055	064836035010	SAD035
7700871678	064836028010	SAD028
7701065379	064836029010	SAD029
8200639103	064836035010	SAD035
8200680689	064836035010	SAD035
9612765780	064836013010	SAD013
9612765880	064836013010	SAD013
9628648280	064836008010	SAD008
SAAB		
914241	064836028010	SAD028
1789360	064836026010	SAD026
9142415	064836028010	SAD028
93177171	064836026010	SAD026
93189202	064836004010	SAD004
SEAT		
021905377	064836002010	SAD002
030905377	064836005010	SAD005
054905377	064836021010	SAD021
0539053772	064836019010	SAD019
030905377A	064836028010	SAD028
030905377C	064836031010	SAD031
034905377A	064836019010	SAD019
054905377A	064836019010	SAD019
054905377G	064836021010	SAD021
054905377H	064836019010	SAD019
077905377A	064836019010	SAD019
34905377A	064836019010	SAD019
SKODA		
021905377	064836002010	SAD002
030905377	064836005010	SAD005
054905377	064836021010	SAD021
0539053772	064836019010	SAD019
030905377A	064836028010	SAD028
030905377C	064836031010	SAD031
034905377A	064836019010	SAD019
054905377A	064836019010	SAD019
054905377G	064836021010	SAD021
054905377H	064836019010	SAD019
077905377A	064836019010	SAD019

TYPE GROUP B1

OES		 PARTS & SERVICES	
KNOCK SENSOR			
SKODA			
34905377A	064836019010	SAD019	
SMART			
0051536028	064836026010	SAD026	
1321530128	064836029010	SAD029	
SSANGYONG			
0031538928	064836033010	SAD033	
1611533028	064836033010	SAD033	
SUBARU			
22060AA070	064836010010	SAD010	
SUZUKI			
1864084A00	064836035010	SAD035	
1864084A00000	064836035010	SAD035	
1864084A01	064836035010	SAD035	
1864084A01000	064836035010	SAD035	
1864084A02	064836035010	SAD035	
1864084A02000	064836035010	SAD035	
3752010B3	064836021010	SAD021	
3752010B3000	064836021010	SAD021	
TATA			
570515209915	064836026010	SAD026	
TOYOTA			
8961505010	064836028010	SAD028	
8961520090	064836025010	SAD025	
896150H010	064836025010	SAD025	
VAUXHALL			
6238312	064836012010	SAD012	
25201064	064836025010	SAD025	
55563372	064836025010	SAD025	

OES		 PARTS & SERVICES	
KNOCK SENSOR			
VAUXHALL			
90411972	064836012010	SAD012	
90543510	064836026010	SAD026	
93177171	064836026010	SAD026	
96253545	064836024010	SAD024	
VOLKSWAGEN			
021905377	064836002010	SAD002	
030905377	064836005010	SAD005	
054905377	064836021010	SAD021	
0539053772	064836019010	SAD019	
030905377A	064836028010	SAD028	
030905377C	064836031010	SAD031	
034905377A	064836019010	SAD019	
054905377A	064836019010	SAD019	
054905377G	064836021010	SAD021	
054905377H	064836019010	SAD019	
077905377A	064836019010	SAD019	
34905377A	064836019010	SAD019	
VOLVO			
1367643	064836013010	SAD013	
1367644	064836028010	SAD028	
8653171	064836039010	SAD039	
30658180	064836036010	SAD036	
30711662	064836038010	SAD038	
30757381	064836036010	SAD036	
30658180A	064836036010	SAD036	
30711662A	064836038010	SAD038	
SMN163706	064836026010	SAD026	

OES		 PARTS & SERVICES	
CAMSHAFT SENSOR			
ALFA ROMEO			
112685	064847192010	SAC092	
5114675	064847123010	SAC023	
7777344	064847149010	SAC049	
8024224	064847129010	SAC029	
46432103	064847188010	SAC088	
46469912	064847159010	SAC059	
46481640	064847188010	SAC088	
46520138	064847124010	SAC024	
46786049	064847194010	SAC094	
46798364	064847168010	SAC068	
46798365	064847193010	SAC093	
46798367	064847192010	SAC092	
46798368	064847195010	SAC095	
46798369	064847192010	SAC092	
46811121	064847195010	SAC095	
46811123	064847129010	SAC029	
55187973	064847192010	SAC092	
55201874	064847193010	SAC093	
55201876	064847168010	SAC068	
55216241	064847193010	SAC093	
55216243	064847168010	SAC068	
55228528	064847195010	SAC095	
55242637	064847195010	SAC095	
55352609	064847162010	SAC062	
60586655	064847129010	SAC029	
60662825	064847129010	SAC029	
60810695	064847129010	SAC029	
60811201	064847149010	SAC049	
60814770	064847188010	SAC088	
60816861	064847129010	SAC029	
71739799	064847157010	SAC057	
77773440	064847149010	SAC049	
467860490	064847194010	SAC094	
500371540	064847138010	SAC038	
504048261	064847192010	SAC092	
504052598	064847154010	SAC054	
9613173380	064847164010	SAC064	
9628559880	064847196010	SAC096	
9628559980	064847196010	SAC096	
9663752580	064847196010	SAC096	
9664430980	064847199010	SAC099	
9665443680	064847196010	SAC096	
68070491AA	064847195010	SAC095	
AUDI			
021906433	064848014010	SAG014	
030907601	064847111010	SAC011	
036907601	064847114010	SAC014	
057130767	064847194010	SAC094	
070907601	064847189010	SAC089	
076906433	064847218010	SAC118	
021906433A	064848014010	SAG014	
021906433C	064848014010	SAG014	
02E927321A	064847114010	SAC014	
030907601C	064847111010	SAC011	
030907601D	064847111010	SAC011	

OES		 PARTS & SERVICES	
CAMSHAFT SENSOR			
AUDI			
030907601E	064847111010	SAC011	
030907601F	064847111010	SAC011	
036907601A	064847114010	SAC014	
036907601B	064847114010	SAC014	
036907601C	064847114010	SAC014	
036907601D	064847114010	SAC014	
036907601E	064847114010	SAC014	
038906433A	064847226010	SAC126	
038907319D	064848015010	SAG015	
038907319J	064848015010	SAG015	
038957147A	064847215010	SAC115	
038957147D	064848015010	SAG015	
038957147F	064848015010	SAG015	
038957147G	064847215010	SAC115	
03D907601	064847111010	SAC011	
03D907601A	064847111010	SAC011	
03G906433	064847218010	SAC118	
03G957147	064847218010	SAC118	
03G957147A	064847185010	SAC085	
03G957147B	064847218010	SAC118	
03G957147C	064847185010	SAC085	
045957147A	064847215010	SAC115	
045957147B	064847215010	SAC115	
045957147D	064847218010	SAC118	
04C907601	064847220010	SAC120	
04C907601A	064847220010	SAC120	
04L907601	064847229010	SAC129	
04L907601A	064847229010	SAC129	
058905161B	064847184010	SAC084	
06A905161	064847115010	SAC015	
06A905161A	064847140010	SAC040	
06B905163A	064847175010	SAC075	
06C905163B	064847173010	SAC073	
06E905163	064847206010	SAC106	
06H906433	064847210010	SAC110	
070907601A	064847189010	SAC089	
070907601B	064847189010	SAC089	
07K907601A	064847167010	SAC067	
07L905163	064847214010	SAC114	
07L905163A	064847214010	SAC114	
07L905163B	064847214010	SAC114	
090907601E	064847111010	SAC011	
2P0133491	064847192010	SAC092	
BMW			
1247219	064847150010	SAC050	
1247258	064847150010	SAC050	
1435350	064847176010	SAC076	
1438081	064847176010	SAC076	
1721705	064847117010	SAC017	
1726519	064847142010	SAC042	
1726548	064847142010	SAC042	
1726590	064847142010	SAC042	
1731886	064847134010	SAC034	
1734813	064847134010	SAC034	
7525014	064847216010	SAC116	

TYPE GROUP B2

OES		 PARTS & SERVICES	
CAMSHAFT SENSOR			
BMW			
7539165	064847176010	SAC076	
7546660	064847216010	SAC116	
7558518	064847216010	SAC116	
7594040	064847216010	SAC116	
7633958	064847216010	SAC116	
7792256	064847222010	SAC122	
8523317	064847216010	SAC116	
12141247219	064847150010	SAC050	
12141247258	064847150010	SAC050	
12141435350	064847176010	SAC076	
12141438081	064847176010	SAC076	
12141485845	064847219010	SAC119	
12141721705	064847117010	SAC017	
12141721861	064847117010	SAC017	
12141726519	064847142010	SAC042	
12141726548	064847142010	SAC042	
12141726590	064847142010	SAC042	
12141731886	064847134010	SAC034	
12141734813	064847134010	SAC034	
12147539165	064847176010	SAC076	
12728523317	064847216010	SAC116	
13627525014	064847216010	SAC116	
13627546660	064847216010	SAC116	
13627558518	064847216010	SAC116	
13627566052	064847172010	SAC072	
13627570191	064847172010	SAC072	
13627588095	064847172010	SAC072	
13627594040	064847216010	SAC116	
13627633958	064847216010	SAC116	
13627791127	064847194010	SAC094	
13627792256	064847222010	SAC122	
13627794646	064847212010	SAC112	
13627803093	064847223010	SAC123	
13627805005	064847196010	SAC096	
13627837904	064847222010	SAC122	
14141435350	064847176010	SAC076	
14141438081	064847176010	SAC076	
CHEVROLET			
1237183	064847209010	SAC109	
1247810	064847192010	SAC092	
9118140	064847121010	SAC021	
9146032	064847121010	SAC021	
10456506	064847136010	SAC036	
10456592	064847163010	SAC063	
55352609	064847162010	SAC062	
55566932	064847209010	SAC109	
90412795	064847182010	SAC082	
90506101	064847135010	SAC035	
91173944	064847137010	SAC037	
91174659	064847137010	SAC037	
91175909	064847137010	SAC037	
93176039	064847135010	SAC035	
93178046	064847193010	SAC093	
93179513	064847188010	SAC088	
93183528	064847192010	SAC092	

OES		 PARTS & SERVICES	
CAMSHAFT SENSOR			
CHEVROLET			
93186840	064847192010	SAC092	
93190703	064847193010	SAC093	
93193371	064847193010	SAC093	
93198004	064847177010	SAC077	
93310500	064847192010	SAC092	
93347211	064847192010	SAC092	
96253544	064847151010	SAC051	
96325867	064847207010	SAC107	
96418393	064847136010	SAC036	
CHRYSLER			
00K68070491AA	064847195010	SAC095	
00K68070491AB	064847195010	SAC095	
05140332AA	064847192010	SAC092	
05293161AA	064847219010	SAC119	
5066856AA	064847192010	SAC092	
5066856AB	064847192010	SAC092	
5080346AA	064847112010	SAC012	
5140332AA	064847192010	SAC092	
5293161AA	064847219010	SAC119	
68070491AA	064847195010	SAC095	
68070491AB	064847195010	SAC095	
68095463AA	064847192010	SAC092	
68097616AA	064847195010	SAC095	
68189833AA	064847193010	SAC093	
K05140332AA	064847192010	SAC092	
K68070491AA	064847195010	SAC095	
K68070491AB	064847195010	SAC095	
K68095463AA	064847192010	SAC092	
K68097616AA	064847195010	SAC095	
K68189833AA	064847193010	SAC093	
MD327107	064847130010	SAC030	
CITROËN			
96131733	064847164010	SAC064	
96285598	064847196010	SAC096	
96285599	064847196010	SAC096	
96291398	064847170010	SAC070	
96305956	064847170010	SAC070	
96374991	064847200010	SAC100	
9628559880	064847196010	SAC096	
9628559980	064847196010	SAC096	
9629139880	064847170010	SAC070	
9630595680	064847170010	SAC070	
9637499180	064847200010	SAC100	
9645844080	064847196010	SAC096	
9660582080	064847200010	SAC100	
9661135980	064847196010	SAC096	
9664430980	064847199010	SAC099	
9665443480	064847196010	SAC096	
9665443580	064847196010	SAC096	
9665446780	064847196010	SAC096	
9677493380	064847224010	SAC124	
9688725080	064847225010	SAC125	
19207V	064847196010	SAC096	
19208W	064847170010	SAC070	
1920EJ	064847200010	SAC100	

OES		 PARTS & SERVICES	
CAMSHAFT SENSOR			
CITROËN			
1920FY	064847196010	SAC096	
1920HV	064847191010	SAC091	
1920JH	064847192010	SAC092	
1920KX	064847183010	SAC083	
1920L1	064847164010	SAC064	
1920LS	064847172010	SAC072	
1920NP	064847191010	SAC091	
1920QN	064847196010	SAC096	
1920QZ	064847199010	SAC099	
1920SR	064847193010	SAC093	
1920TS	064847193010	SAC093	
V755079880	064847172010	SAC072	
V756605280	064847172010	SAC072	
V757019180	064847172010	SAC072	
V758809580	064847172010	SAC072	
DACIA			
7701058077	064847110010	SAC010	
8200033686	064847110010	SAC010	
8200285798	064847110010	SAC010	
237310776R	064847203010	SAC103	
237312832R	064847203010	SAC103	
237318108R	064847203010	SAC103	
DAEWOO			
10456506	064847136010	SAC036	
0021539528	064847143010	SAC043	
21539528	064847143010	SAC043	
96253544	064847151010	SAC051	
96325867	064847207010	SAC107	
96418393	064847136010	SAC036	
DAIHATSU			
9091905024000	064847186010	SAC086	
DODGE			
5140332AA	064847192010	SAC092	
MD327107	064847130010	SAC030	
DR			
A113611011	064847192010	SAC092	
FIAT			
112685	064847192010	SAC092	
5114675	064847123010	SAC023	
7777344	064847149010	SAC049	
8024224	064847129010	SAC029	
46432103	064847188010	SAC088	
46469912	064847159010	SAC059	
46481640	064847188010	SAC088	
46520138	064847124010	SAC024	
46786049	064847194010	SAC094	
46798364	064847168010	SAC068	
46798365	064847193010	SAC093	
46798367	064847192010	SAC092	
46798368	064847195010	SAC095	
46798369	064847192010	SAC092	
46811121	064847195010	SAC095	
46811123	064847129010	SAC029	
55187973	064847192010	SAC092	
55190509	064847202010	SAC102	

OES		 PARTS & SERVICES	
CAMSHAFT SENSOR			
FIAT			
55201874	064847193010	SAC093	
55201876	064847168010	SAC068	
55209167	064847202010	SAC102	
55216241	064847193010	SAC093	
55216243	064847168010	SAC068	
55228528	064847195010	SAC095	
55242637	064847195010	SAC095	
55352609	064847162010	SAC062	
60586655	064847129010	SAC029	
60662825	064847129010	SAC029	
60810695	064847129010	SAC029	
60811201	064847149010	SAC049	
60814770	064847188010	SAC088	
60816861	064847129010	SAC029	
71739799	064847157010	SAC057	
77773440	064847149010	SAC049	
467860490	064847194010	SAC094	
500371540	064847138010	SAC038	
504048261	064847192010	SAC092	
504052598	064847154010	SAC054	
9613173380	064847164010	SAC064	
9628559880	064847196010	SAC096	
9628559980	064847196010	SAC096	
9629139880	064847170010	SAC070	
9663752580	064847196010	SAC096	
9664430980	064847199010	SAC099	
9665443680	064847196010	SAC096	
68070491AA	064847195010	SAC095	
FORD			
1021187	064848014010	SAG014	
1037465	064847103010	SAC003	
1037605	064847120010	SAC020	
1072303	064847140010	SAC040	
1100748	064847215010	SAC115	
1100749	064848015010	SAG015	
1111037	064847104010	SAC004	
1119150	064848016010	SAG016	
1119942	064847101010	SAC001	
1129988	064848016010	SAG016	
1132377	064847174010	SAC074	
1132919	064847183010	SAC083	
1148056	064847200010	SAC100	
1219768	064847174010	SAC074	
1219993	064847183010	SAC083	
1222677	064847194010	SAC094	
1229954	064847196010	SAC096	
1253755	064847215010	SAC115	
1255020	064847196010	SAC096	
1314032	064847196010	SAC096	
1319158	064847192010	SAC092	
1347419	064847183010	SAC083	
1355063	064847174010	SAC074	
1358343	064847183010	SAC083	
1358961	064848015010	SAG015	
1367334	064847123010	SAC023	

TYPE GROUP B2

OES		 PARTS & SERVICES	
CAMSHAFT SENSOR			
FORD			
1371595	064847133010	SAC033	
1424270	064848015010	SAG015	
1427776	064847196010	SAC096	
1431016	064848015010	SAG015	
1431017	064848015010	SAG015	
1451478	064847196010	SAC096	
1490841	064847196010	SAC096	
1535717	064847195010	SAC095	
1544172	064847202010	SAC102	
1547994	064847193010	SAC093	
1564814	064847195010	SAC095	
1580907	064847196010	SAC096	
1581176	064847193010	SAC093	
1595453	064847196010	SAC096	
1685774	064847199010	SAC099	
1695278	064847196010	SAC096	
1710917	064847193010	SAC093	
1780382	064847183010	SAC083	
1781666	064847174010	SAC074	
1801925	064847123010	SAC023	
1803502	064847183010	SAC083	
1811604	064847183010	SAC083	
1826557	064847192010	SAC092	
1837835	064847196010	SAC096	
1851681	064847192010	SAC092	
1866401	064847224010	SAC124	
1905522	064847192010	SAC092	
2026021	064847202010	SAC102	
3023785	064847106010	SAC006	
3043996	064847108010	SAC008	
3043998	064847109010	SAC009	
3724887	064847198010	SAC098	
4091961	064847103010	SAC003	
4094767	064847198010	SAC098	
4469196	064847198010	SAC098	
4617387	064847109010	SAC009	
4617388	064847108010	SAC008	
4628032	064847106010	SAC006	
4882780	064847109010	SAC009	
4900624	064847108010	SAC008	
6602999	064847102010	SAC002	
6859706	064847102010	SAC002	
7009579	064847103010	SAC003	
7033372	064847102010	SAC002	
7103313	064847198010	SAC098	
1F1E62B288AA	064847198010	SAC098	
1F1E6B288AA	064847198010	SAC098	
1F1E6B288AB	064847198010	SAC098	
1F1Z62B288A	064847198010	SAC098	
1F1Z62B288AA	064847198010	SAC098	
1F1Z6B288AA	064847198010	SAC098	
1F1Z6B288AB	064847198010	SAC098	
1L2E6B288AA	064847103010	SAC003	
1L2Z6B288AA	064847103010	SAC003	
1S4F12K073AA	064847174010	SAC074	

OES		 PARTS & SERVICES	
CAMSHAFT SENSOR			
FORD			
1S4F12K073BA	064847174010	SAC074	
1S7F12K073AD	064847101010	SAC001	
1S7F6C315AD	064848016010	SAG016	
1S7F6D315AA	064848016010	SAG016	
1S7Z6B288AA	064847101010	SAC001	
2S6Q12K073AA	064847200010	SAC100	
2S7G12K073AA	064847194010	SAC094	
2S7Q12K073AA	064847183010	SAC083	
2S7Q12K073BA	064847183010	SAC083	
2S7Q12K073BB	064847183010	SAC083	
3M216B288AA	064847215010	SAC115	
3M5Q12K073AB	064847196010	SAC096	
3M5Q12K073AC	064847196010	SAC096	
4M5G12K073AA	064847192010	SAC092	
4M5G12K073AB	064847192010	SAC092	
4M5G12K073AC	064847192010	SAC092	
4M5G12K073AD	064847192010	SAC092	
5L2E6B288AA	064847103010	SAC003	
5L2Z6B288A	064847103010	SAC003	
5M5112K073AA	064847174010	SAC074	
5M5112K073AB	064847174010	SAC074	
5S4P7H103AA	064847109010	SAC009	
5S4P7M101AA	064847108010	SAC008	
6C1112K073A	064847183010	SAC083	
6C1112K073AA	064847183010	SAC083	
6C1112K073AB	064847183010	SAC083	
6C1112K073AC	064847183010	SAC083	
6L8P7H103AA	064847106010	SAC006	
6L8Z7H103AA	064847106010	SAC006	
6M216C315AA	064848015010	SAG015	
6M216C315BA	064848015010	SAG015	
6M216C315CA	064848015010	SAG015	
6M5G12K073AA	064847133010	SAC033	
6M8G12073BA	064847123010	SAC023	
6M8G12K073AB	064847123010	SAC023	
6M8G12K073BB	064847123010	SAC023	
8S4P7H103AA	064847109010	SAC009	
8S4P7M101AA	064847108010	SAC008	
928F12K073A1C	064847102010	SAC002	
928F12K073A1D	064847102010	SAC002	
928F12K073A1E	064847102010	SAC002	
95BF12K073AA	064847103010	SAC003	
95BF12K073AB	064847103010	SAC003	
95VW6C315BA	064848014010	SAG014	
95VW9P986BA	064847140010	SAC040	
978F12K073BA	064847120010	SAC020	
9M5Q12K073AA	064847196010	SAC096	
9M5Q12K073AB	064847196010	SAC096	
9S5112297CA	064847195010	SAC095	
9S5112K073AA	064847202010	SAC102	
9S5112K073AB	064847202010	SAC102	
9S5112K073BA	064847193010	SAC093	
9S5112K073CA	064847195010	SAC095	
AS5112K073AA	064847193010	SAC093	
AV6Q12K073AA	064847199010	SAC099	

OES		 PARTS & SERVICES	
CAMSHAFT SENSOR			
FORD			
F43E6B288AA	064847198010	SAC098	
F57Z12K03AB	064847103010	SAC003	
F5RZ6B288A	064847102010	SAC002	
F5RZ6B288B	064847198010	SAC098	
F8CZ6B288A	064847120010	SAC020	
F8CZ6B288AA	064847120010	SAC020	
F8RP7H103AA	064847106010	SAC006	
F8RZ7H103AA	064847106010	SAC006	
F8ZZ6B288AA	064847120010	SAC020	
FM5Q12K073AA	064847224010	SAC124	
XM216B288AA	064847215010	SAC115	
XM216C315AB	064848015010	SAG015	
XM246C315AA	064848015010	SAG015	
XS2E6B288AA	064847198010	SAC098	
XS2Z6B288AA	064847198010	SAC098	
XS4P7H103AB	064847109010	SAC009	
XS4P7M101AB	064847108010	SAC008	
YS6A12K073AB	064847104010	SAC004	
YS6G12K073AA	064847221010	SAC121	
Z053D1Y155	064847108010	SAC008	
HONDA			
37500PNA003	064847169010	SAC069	
37500PNB003	064847169010	SAC069	
37501PLZD00	064847194010	SAC094	
37510PNA003	064847213010	SAC113	
37510PNB003	064847213010	SAC113	
37840PLC000	064847156010	SAC056	
37840PLC005	064847156010	SAC056	
37840PLC006	064847156010	SAC056	
37840RJH006	064847156010	SAC056	
37841RBDE01	064847194010	SAC094	
37841RBDE010	064847194010	SAC094	
37841RBDE010M4	064847194010	SAC094	
HYUNDAI			
3930027400	064847192010	SAC092	
3931038030	064847130010	SAC030	
3931038050	064847130010	SAC030	
3935022040	064847145010	SAC045	
3935023010	064847139010	SAC039	
0K0131813A	064847126010	SAC026	
0K0131813X	064847126010	SAC026	
393002A000	064847158010	SAC058	
393502B000	064847141010	SAC041	
393502B010	064847141010	SAC041	
393502B030	064847141010	SAC041	
393504A000	064847118010	SAC018	
INFINITI			
2263000QAG	064847110010	SAC010	
23731AL616	064847208010	SAC108	
23731AL61A	064847208010	SAC108	
23731BN701	064847110010	SAC010	
23731DB000	064847110010	SAC010	
23731DB00A	064847110010	SAC010	
2376000QAB	064847110010	SAC010	
2376000QAD	064847110010	SAC010	

OES		 PARTS & SERVICES	
CAMSHAFT SENSOR			
ISUZU			
8973065601	064847194010	SAC094	
IVECO			
8024224	064847129010	SAC029	
80891260	064847192010	SAC092	
80891268	064847192010	SAC092	
500371540	064847138010	SAC038	
504048261	064847192010	SAC092	
504052598	064847154010	SAC054	
JAGUAR			
JDE3763	064847183010	SAC083	
JEEP			
5066856AA	064847192010	SAC092	
5066856AB	064847192010	SAC092	
5140332AA	064847192010	SAC092	
KIA			
3930027400	064847192010	SAC092	
3931038030	064847130010	SAC030	
3931038050	064847130010	SAC030	
3935022040	064847145010	SAC045	
3935023010	064847139010	SAC039	
0K0131813A	064847126010	SAC026	
0K0131813X	064847126010	SAC026	
393002A000	064847158010	SAC058	
393502B000	064847141010	SAC041	
393502B010	064847141010	SAC041	
393502B030	064847141010	SAC041	
393504A000	064847118010	SAC018	
LANCIA			
112685	064847192010	SAC092	
5114675	064847123010	SAC023	
7777344	064847149010	SAC049	
8024224	064847129010	SAC029	
46432103	064847188010	SAC088	
46469912	064847159010	SAC059	
46481640	064847188010	SAC088	
46520138	064847124010	SAC024	
46786049	064847194010	SAC094	
46798364	064847168010	SAC068	
46798365	064847193010	SAC093	
46798367	064847192010	SAC092	
46798368	064847195010	SAC095	
46798369	064847192010	SAC092	
46811121	064847195010	SAC095	
46811123	064847129010	SAC029	
55187973	064847192010	SAC092	
55201874	064847193010	SAC093	
55201876	064847168010	SAC068	
55216241	064847193010	SAC093	
55216243	064847168010	SAC068	
55228528	064847195010	SAC095	
55242637	064847195010	SAC095	
55352609	064847162010	SAC062	
60586655	064847129010	SAC029	
60662825	064847129010	SAC029	
60810695	064847129010	SAC029	

TYPE GROUP B2

OES		 PARTS & SERVICES	
CAMSHAFT SENSOR			
LANCIA			
60811201	064847149010	SAC049	
60814770	064847188010	SAC088	
60816861	064847129010	SAC029	
71739799	064847157010	SAC057	
77773440	064847149010	SAC049	
467860490	064847194010	SAC094	
500371540	064847138010	SAC038	
504048261	064847192010	SAC092	
504052598	064847154010	SAC054	
9613173380	064847164010	SAC064	
9628559880	064847196010	SAC096	
9628559980	064847196010	SAC096	
9663752580	064847196010	SAC096	
9664430980	064847199010	SAC099	
9665443680	064847196010	SAC096	
68070491AA	064847195010	SAC095	
LAND ROVER			
8510297	064847212010	SAC112	
LR000442	064847103010	SAC003	
LR000634	064847192010	SAC092	
LR004249	064847196010	SAC096	
LR004492	064847183010	SAC083	
LR016847	064847196010	SAC096	
LR048186	064847183010	SAC083	
LR052493	064847192010	SAC092	
LR058405	064847192010	SAC092	
NSC100890L	064847212010	SAC112	
LEXUS			
8941150010	064847155010	SAC055	
9008019009	064847166010	SAC066	
9008019014	064847160010	SAC060	
9091905012	064847166010	SAC066	
9091905026	064847160010	SAC060	
9091905060	064847205010	SAC105	
9091919014	064847160010	SAC060	
MAZDA			
1A0218230B	064847137010	SAC037	
1E0318194	064847103010	SAC003	
1E0318194A	064847103010	SAC003	
1F2018194	064847101010	SAC001	
1F7218194	064847103010	SAC003	
C20118230	064847104010	SAC004	
C20118230Z01	064847104010	SAC004	
FW60215H2	064847106010	SAC006	
FW8421420	064847106010	SAC006	
FW84215H2	064847106010	SAC006	
GY0118230	064847198010	SAC098	
GY0718230	064847198010	SAC098	
GY0718230A	064847198010	SAC098	
L80718230	064847194010	SAC094	
L80718230Z01	064847194010	SAC094	
LF0118221	064848016010	SAG016	
LF0118230	064847101010	SAC001	
LF0118230Z06	064847101010	SAC001	
Y40118230	064847200010	SAC100	

OES		 PARTS & SERVICES	
CAMSHAFT SENSOR			
MAZDA			
Y60118230A	064847196010	SAC096	
Y60118230B	064847196010	SAC096	
Y60218230	064847196010	SAC096	
YF0918230	064847102010	SAC002	
Z053D1Y2155	064847108010	SAC008	
ZJ0118230	064847144010	SAC044	
MERCEDES-BENZ			
0009050443	064847131010	SAC031	
0021539528	064847143010	SAC043	
0031539128	064847116010	SAC016	
0031539726	064847112010	SAC012	
0031539728	064847112010	SAC012	
0041530028	064847116010	SAC016	
0041531328	064847211010	SAC111	
0041539628	064847131010	SAC031	
0045420318	064847148010	SAC048	
0051531328	064847112010	SAC012	
0061536128	064847204010	SAC104	
0061537128	064847204010	SAC104	
0061537728	064847227010	SAC127	
2709050400	064847228010	SAC128	
2729050043	064847131010	SAC031	
2729050143	064847131010	SAC031	
6079050700	064847203010	SAC103	
6519050100	064847227010	SAC127	
A0009050443	064847131010	SAC031	
A0021539528	064847143010	SAC043	
A0031539128	064847116010	SAC016	
A0031539726	064847112010	SAC012	
A0031539728	064847112010	SAC012	
A0041530028	064847116010	SAC016	
A0041531328	064847211010	SAC111	
A0041539628	064847131010	SAC031	
A0045420318	064847148010	SAC048	
A0051531328	064847112010	SAC012	
A0061536128	064847204010	SAC104	
A0061537128	064847204010	SAC104	
A0061537728	064847227010	SAC127	
A2709050400	064847228010	SAC128	
A2729050043	064847131010	SAC031	
A2729050143	064847131010	SAC031	
A6079050700	064847203010	SAC103	
A6519050100	064847227010	SAC127	
MINI			
63576	064847219010	SAC119	
7525014	064847216010	SAC116	
7546660	064847216010	SAC116	
7558518	064847216010	SAC116	
7594040	064847216010	SAC116	
7633958	064847216010	SAC116	
7791127	064847194010	SAC094	
7805005	064847196010	SAC096	
8523317	064847216010	SAC116	
12141485845	064847219010	SAC119	
12728523317	064847216010	SAC116	


OES		 PARTS & SERVICES	
CAMSHAFT SENSOR			
MINI			
13627525014	064847216010	SAC116	
13627546660	064847216010	SAC116	
13627558518	064847216010	SAC116	
13627566052	064847172010	SAC072	
13627570191	064847172010	SAC072	
13627588095	064847172010	SAC072	
13627594040	064847216010	SAC116	
13627633958	064847216010	SAC116	
13627791127	064847194010	SAC094	
13627803093	064847223010	SAC123	
13627805005	064847196010	SAC096	
MITSUBISHI			
J005T23071	064847130010	SAC030	
J005T23191	064847137010	SAC037	
J005T23281	064847144010	SAC044	
J5T23071	064847130010	SAC030	
J5T23071A	064847130010	SAC030	
J5T23191	064847137010	SAC037	
J5T23191M1	064847137010	SAC037	
J5T23281	064847144010	SAC044	
J5T23991	064847156010	SAC056	
J5T30571	064847144010	SAC044	
MD327107	064847130010	SAC030	
MN180307	064847192010	SAC092	
MN902313	064847148010	SAC048	
MN980233	064847185010	SAC085	
MN982271	064847196010	SAC096	
MN982363	064847196010	SAC096	
NISSAN			
2263000QAG	064847110010	SAC010	
227311F710	064847194010	SAC094	
2373100Q0A	064847177010	SAC077	
2373100Q0C	064847177010	SAC077	
2373100Q0M	064847203010	SAC103	
2373100Q1B	064847203010	SAC103	
2373100Q1C	064847203010	SAC103	
237310776R	064847203010	SAC103	
237311F710	064847194010	SAC094	
237312832R	064847203010	SAC103	
237314M500	064847208010	SAC108	
237314M502	064847208010	SAC108	
237314M505	064847208010	SAC108	
237314M506	064847208010	SAC108	
237314M50A	064847208010	SAC108	
237314M50B	064847208010	SAC108	
237314M50C	064847208010	SAC108	
237314M560	064847208010	SAC108	
237315M000	064847208010	SAC108	
237315M001	064847208010	SAC108	
237315M005	064847208010	SAC108	
237316N200	064847152010	SAC052	
237316N202	064847152010	SAC052	
237316N205	064847152010	SAC052	
237316N206	064847152010	SAC052	
237316N20A	064847152010	SAC052	

OES		 PARTS & SERVICES	
CAMSHAFT SENSOR			
NISSAN			
237316N20B	064847152010	SAC052	
237316N20C	064847152010	SAC052	
237316N20D	064847152010	SAC052	
237316N21A	064847152010	SAC052	
237317Y000	064847208010	SAC108	
237317Y001	064847208010	SAC108	
237318108R	064847203010	SAC103	
237318J005	064847152010	SAC052	
237318J006	064847152010	SAC052	
2373195F0B	064847208010	SAC108	
2373195F0D	064847208010	SAC108	
23731AL615	064847208010	SAC108	
23731AL616	064847208010	SAC108	
23731AL61A	064847208010	SAC108	
2376000Q0D	064847203010	SAC103	
2376000Q0E	064847203010	SAC103	
2703A4A29630	064847208010	SAC108	
SG1B000	064847208010	SAC108	
OPEL			
01235268	064847168010	SAC068	
1235268	064847168010	SAC068	
01235269	064847193010	SAC093	
1235269	064847193010	SAC093	
01235547	064847136010	SAC036	
1235547	064847136010	SAC036	
01236308	064847163010	SAC063	
1236308	064847163010	SAC063	
01237183	064847209010	SAC109	
1237183	064847209010	SAC109	
01238425	064847171010	SAC071	
1238425	064847171010	SAC071	
01238749	064847135010	SAC035	
1238749	064847135010	SAC035	
01238915	064847161010	SAC061	
1238915	064847161010	SAC061	
01238937	064847180010	SAC080	
1238937	064847180010	SAC080	
01247060	064847168010	SAC068	
1247060	064847168010	SAC068	
01247432	064847193010	SAC093	
1247432	064847193010	SAC093	
01247810	064847192010	SAC092	
1247810	064847192010	SAC092	
01247862	064847162010	SAC062	
1247862	064847162010	SAC062	
04415077	064847110010	SAC010	
4415077	064847110010	SAC010	
04420249	064847110010	SAC010	
4420249	064847110010	SAC010	
04421645	064847110010	SAC010	
4421645	064847110010	SAC010	
04431517	064847177010	SAC077	
4431517	064847177010	SAC077	
04432892	064847177010	SAC077	
4432892	064847177010	SAC077	

TYPE GROUP B2

OES		PARTS & SERVICES
CAMSHAFT SENSOR		
OPEL		
04708542	064847193010	SAC093
4708542	064847193010	SAC093
06235604	064847194010	SAC094
6235604	064847194010	SAC094
06235665	064847168010	SAC068
6235665	064847168010	SAC068
06235667	064847188010	SAC088
6235667	064847188010	SAC088
06235685	064847192010	SAC092
6235685	064847192010	SAC092
06235697	064847162010	SAC062
6235697	064847162010	SAC062
06235715	064847192010	SAC092
6235715	064847192010	SAC092
06238000	064847182010	SAC082
6238000	064847182010	SAC082
06238079	064847132010	SAC032
6238079	064847132010	SAC032
06238110	064847221010	SAC121
6238110	064847221010	SAC121
06238111	064847121010	SAC021
6238111	064847121010	SAC021
06238117	064847136010	SAC036
6238117	064847136010	SAC036
06238187	064847161010	SAC061
6238187	064847161010	SAC061
06238216	064847212010	SAC112
6238216	064847212010	SAC112
06238241	064847162010	SAC062
6238241	064847162010	SAC062
06238282	064847157010	SAC057
6238282	064847157010	SAC057
06238350	064847125010	SAC025
6238350	064847125010	SAC025
06238646	064847193010	SAC093
6238646	064847193010	SAC093
06238939	064847135010	SAC035
6238939	064847135010	SAC035
06240359	064847212010	SAC112
6240359	064847212010	SAC112
09012039	064847146010	SAC046
9012039	064847146010	SAC046
09118140	064847121010	SAC021
9118140	064847121010	SAC021
09118374	064847221010	SAC121
9118374	064847221010	SAC121
09146032	064847121010	SAC021
9146032	064847121010	SAC021
10456506	064847136010	SAC036
10456574	064847106010	SAC006
10456576	064847109010	SAC009
10456578	064847108010	SAC008
010456585	064847180010	SAC080
10456585	064847180010	SAC080
010456592	064847163010	SAC063

OES		PARTS & SERVICES
CAMSHAFT SENSOR		
OPEL		
10456592	064847163010	SAC063
24435096	064847157010	SAC057
024445139	064847161010	SAC061
25337265	064847157010	SAC057
055187973	064847192010	SAC092
55187973	064847192010	SAC092
55564720	064847180010	SAC080
055566932	064847209010	SAC109
55566932	064847209010	SAC109
090412795	064847182010	SAC082
90412795	064847182010	SAC082
090458252	064847161010	SAC061
90458252	064847161010	SAC061
090505794	064847221010	SAC121
90505794	064847221010	SAC121
090506101	064847135010	SAC035
90506101	064847135010	SAC035
090510657	064847125010	SAC025
90510657	064847125010	SAC025
090520850	064847132010	SAC032
90520850	064847132010	SAC032
090536064	064847171010	SAC071
90536064	064847171010	SAC071
090560111	064847221010	SAC121
90560111	064847221010	SAC121
91173944	064847137010	SAC037
91174659	064847137010	SAC037
91175909	064847137010	SAC037
093167895	064847110010	SAC010
93167895	064847110010	SAC010
93171362	064847212010	SAC112
093171450	064847146010	SAC046
93171450	064847146010	SAC046
093176039	064847135010	SAC035
93176039	064847135010	SAC035
093178046	064847193010	SAC093
93178046	064847193010	SAC093
93179392	064847168010	SAC068
093179513	064847188010	SAC088
93179513	064847188010	SAC088
093179803	064847110010	SAC010
93179803	064847110010	SAC010
93183514	064847212010	SAC112
093183528	064847192010	SAC092
93183528	064847192010	SAC092
093186840	064847192010	SAC092
93186840	064847192010	SAC092
93190702	064847168010	SAC068
093190703	064847193010	SAC093
93190703	064847193010	SAC093
093193371	064847193010	SAC093
93193371	064847193010	SAC093
093198004	064847177010	SAC077
93198004	064847177010	SAC077
93310500	064847192010	SAC092

OES			
CAMSHAFT SENSOR			
OPEL			
93347211	064847192010	SAC092	
95253544	064847151010	SAC051	
095507625	064847110010	SAC010	
95507625	064847110010	SAC010	
096325867	064847207010	SAC107	
96325867	064847207010	SAC107	
096418393	064847136010	SAC036	
96418393	064847136010	SAC036	
097306560	064847194010	SAC094	
97306560	064847194010	SAC094	
465926034	064847163010	SAC063	
PEUGEOT			
96131733	064847164010	SAC064	
96285598	064847196010	SAC096	
96285599	064847196010	SAC096	
96291398	064847170010	SAC070	
96305956	064847170010	SAC070	
96374991	064847200010	SAC100	
9628559880	064847196010	SAC096	
9628559980	064847196010	SAC096	
9629139880	064847170010	SAC070	
9630595680	064847170010	SAC070	
9637499180	064847200010	SAC100	
9645844080	064847196010	SAC096	
9660582080	064847200010	SAC100	
9661135980	064847196010	SAC096	
9664430980	064847199010	SAC099	
9665443480	064847196010	SAC096	
9665443580	064847196010	SAC096	
9665446780	064847196010	SAC096	
9677493380	064847224010	SAC124	
9688725080	064847225010	SAC125	
19207V	064847196010	SAC096	
19208W	064847170010	SAC070	
1920EJ	064847200010	SAC100	
1920FY	064847196010	SAC096	
1920HV	064847191010	SAC091	
1920JH	064847192010	SAC092	
1920KX	064847183010	SAC083	
1920L1	064847164010	SAC064	
1920LS	064847172010	SAC072	
1920NP	064847191010	SAC091	
1920QN	064847196010	SAC096	
1920QZ	064847199010	SAC099	
1920SR	064847193010	SAC093	
1920TS	064847193010	SAC093	
V755079880	064847172010	SAC072	
V756605280	064847172010	SAC072	
V757019180	064847172010	SAC072	
V758809580	064847172010	SAC072	
PORSCHE			
95560610600	064847140010	SAC040	
95890760100	064847220010	SAC120	
99660610603	064847194010	SAC094	
99760610600	064847131010	SAC031	

OES			
CAMSHAFT SENSOR			
PORSCHE			
99760610601	064847131010	SAC031	
99760610602	064847131010	SAC031	
99760610603	064847131010	SAC031	
PSA			
96131733	064847164010	SAC064	
96285598	064847196010	SAC096	
96285599	064847196010	SAC096	
96291398	064847170010	SAC070	
96305956	064847170010	SAC070	
96374991	064847200010	SAC100	
9628559880	064847196010	SAC096	
9628559980	064847196010	SAC096	
9629139880	064847170010	SAC070	
9630595680	064847170010	SAC070	
9637499180	064847200010	SAC100	
9645844080	064847196010	SAC096	
9660582080	064847200010	SAC100	
9661135980	064847196010	SAC096	
9665443480	064847196010	SAC096	
9665443580	064847196010	SAC096	
19207V	064847196010	SAC096	
19208W	064847170010	SAC070	
1920EJ	064847200010	SAC100	
1920FY	064847196010	SAC096	
1920HV	064847191010	SAC091	
1920KX	064847183010	SAC083	
1920L1	064847164010	SAC064	
1920NP	064847191010	SAC091	
1920QN	064847196010	SAC096	
V755079880	064847172010	SAC072	
V756605280	064847172010	SAC072	
V757019180	064847172010	SAC072	
V758809580	064847172010	SAC072	
RENAULT			
7701058077	064847110010	SAC010	
7701060598	064847208010	SAC108	
8200033686	064847110010	SAC010	
8200285798	064847110010	SAC010	
8200454170	064847177010	SAC077	
8200567414	064847177010	SAC077	
8200681385	064847203010	SAC103	
8200963886	064847203010	SAC103	
237310776R	064847203010	SAC103	
237312832R	064847203010	SAC103	
237318108R	064847203010	SAC103	
23731AL615	064847208010	SAC108	
23731AL61A	064847208010	SAC108	
ROVER			
LR000634	064847192010	SAC092	
NSC100890	064847212010	SAC112	
NSC100891	064847212010	SAC112	
SAAB			
4621363	064847125010	SAC025	
90536064	064847171010	SAC071	
93179513	064847188010	SAC088	

TYPE GROUP B2

OES		MAGNETI MARELLI PARTS & SERVICES
CAMSHAFT SENSOR		
SAAB		
93183528	064847192010	SAC092
96418393	064847136010	SAC036
SEAT		
021906433	064848014010	SAG014
030907601	064847111010	SAC011
036907601	064847114010	SAC014
057130767	064847194010	SAC094
070907601	064847189010	SAC089
076906433	064847218010	SAC118
021906433A	064848014010	SAG014
021906433C	064848014010	SAG014
030907601C	064847111010	SAC011
030907601D	064847111010	SAC011
030907601E	064847111010	SAC011
030907601F	064847111010	SAC011
036907601A	064847114010	SAC014
036907601B	064847114010	SAC014
036907601C	064847114010	SAC014
036907601D	064847114010	SAC014
036907601E	064847114010	SAC014
038906433A	064847226010	SAC126
038907319D	064848015010	SAG015
038907319J	064848015010	SAG015
038957147A	064847215010	SAC115
038957147D	064848015010	SAG015
038957147F	064848015010	SAG015
038957147G	064847215010	SAC115
03D907601	064847111010	SAC011
03D907601A	064847111010	SAC011
03G906433	064847218010	SAC118
03G957147	064847218010	SAC118
03G957147A	064847185010	SAC085
03G957147B	064847218010	SAC118
03G957147C	064847185010	SAC085
045957147A	064847215010	SAC115
045957147B	064847215010	SAC115
045957147D	064847218010	SAC118
04C907601	064847220010	SAC120
04C907601A	064847220010	SAC120
04L907601	064847229010	SAC129
04L907601A	064847229010	SAC129
058905161B	064847184010	SAC084
06A905161	064847115010	SAC015
06A905161A	064847140010	SAC040
06B905163A	064847175010	SAC075
06C905163B	064847173010	SAC073
06E905163	064847206010	SAC106
06H906433	064847210010	SAC110
070907601A	064847189010	SAC089
070907601B	064847189010	SAC089
07K907601A	064847167010	SAC067
07L905163	064847214010	SAC114
07L905163A	064847214010	SAC114
07L905163B	064847214010	SAC114
090907601E	064847111010	SAC011

OES		MAGNETI MARELLI PARTS & SERVICES
CAMSHAFT SENSOR		
SEAT		
2P0133491	064847192010	SAC092
SKODA		
021906433	064848014010	SAG014
030907601	064847111010	SAC011
036907601	064847114010	SAC014
057130767	064847194010	SAC094
070907601	064847189010	SAC089
076906433	064847218010	SAC118
021906433A	064848014010	SAG014
021906433C	064848014010	SAG014
030907601C	064847111010	SAC011
030907601D	064847111010	SAC011
030907601E	064847111010	SAC011
030907601F	064847111010	SAC011
036907601A	064847114010	SAC014
036907601B	064847114010	SAC014
036907601C	064847114010	SAC014
036907601D	064847114010	SAC014
036907601E	064847114010	SAC014
038906433A	064847226010	SAC126
038907319D	064848015010	SAG015
038907319J	064848015010	SAG015
038957147A	064847215010	SAC115
038957147B	064848015010	SAG015
038957147D	064848015010	SAG015
038957147F	064848015010	SAG015
038957147G	064847215010	SAC115
03D907601	064847111010	SAC011
03D907601A	064847111010	SAC011
03G906433	064847218010	SAC118
03G957147	064847218010	SAC118
03G957147A	064847185010	SAC085
03G957147B	064847218010	SAC118
03G957147C	064847185010	SAC085
045957147A	064847215010	SAC115
045957147B	064847215010	SAC115
045957147D	064847218010	SAC118
04C907601	064847220010	SAC120
04C907601A	064847220010	SAC120
04L907601	064847229010	SAC129
04L907601A	064847229010	SAC129
058905161B	064847184010	SAC084
06A905161	064847115010	SAC015
06A905161A	064847140010	SAC040
06B905163A	064847175010	SAC075
06C905163B	064847173010	SAC073
06E905163	064847206010	SAC106
06H906433	064847210010	SAC110
070907601A	064847189010	SAC089
070907601B	064847189010	SAC089
07K907601A	064847167010	SAC067
07L905163	064847214010	SAC114
07L905163A	064847214010	SAC114
07L905163B	064847214010	SAC114
090907601E	064847111010	SAC011


OES		MAGNETI MARELLI PARTS & SERVICES	
CAMSHAFT SENSOR			
SKODA			
2P0133491	064847192010	SAC092	
SMART			
0003228V002	064847148010	SAC048	
0003228V002000000	064847148010	SAC048	
0003238V002	064847148010	SAC048	
0015145V001000000	064847148010	SAC048	
Q0003228V002000000	064847148010	SAC048	
Q0015145V001000000	064847148010	SAC048	
SSANGYONG			
0021539528	064847143010	SAC043	
21539528	064847143010	SAC043	
SUBARU			
3322050G02	064847137010	SAC037	
SUZUKI			
3322085E00	064847193010	SAC093	
3322085E00000	064847193010	SAC093	
3322085E01	064847193010	SAC093	
3322050G00	064847137010	SAC037	
3322050G00000	064847137010	SAC037	
3322050G01	064847137010	SAC037	
3322050G01000	064847137010	SAC037	
3322050G02	064847137010	SAC037	
3322050G02000	064847137010	SAC037	
3322063P10	064847193010	SAC093	
3322063P10000	064847193010	SAC093	
3322067G10000	064847196010	SAC096	
3322069K10000	064847196010	SAC096	
3322069K20000	064847196010	SAC096	
3322073J10000	064847196010	SAC096	
3322079JU0	064847188010	SAC088	
3322079JU0000	064847188010	SAC088	
3322080KA0	064847177010	SAC077	
3322080KA0000	064847177010	SAC077	
3322084A00	064847110010	SAC010	
3322084A00000	064847110010	SAC010	
3322084A10	064847110010	SAC010	
3322084A10000	064847110010	SAC010	
3322085E01000	064847193010	SAC093	
3322086CT0000	064847196010	SAC096	
3322086CT1000	064847196010	SAC096	
3322086J10	064847193010	SAC093	
3322086J10000	064847193010	SAC093	
3322086J20	064847193010	SAC093	
3322086J20000	064847193010	SAC093	
33220N86J10000	064847193010	SAC093	
33220N86J20000	064847193010	SAC093	
3546686SA4000	064847196010	SAC096	
TOYOTA			
1930003010	064847153010	SAC053	
1930074010	064847153010	SAC053	
8941150010	064847155010	SAC055	
9008019009	064847166010	SAC066	
9008019010	064847153010	SAC053	
9008019014	064847160010	SAC060	
9008019020	064847165010	SAC065	


OES		MAGNETI MARELLI PARTS & SERVICES	
CAMSHAFT SENSOR			
TOYOTA			
9008019026	064847194010	SAC094	
9091905012	064847166010	SAC066	
9091905024	064847186010	SAC086	
9091905026	064847160010	SAC060	
9091905029	064847178010	SAC078	
9091905055	064847194010	SAC094	
9091905060	064847205010	SAC105	
9091919014	064847160010	SAC060	
90919W5001	064847191010	SAC091	
90919W5003	064847191010	SAC091	
SU00100641	064847200010	SAC100	
VAG			
06A905161B	064847115010	SAC015	
06A905161C	064847115010	SAC015	
VAUXHALL			
24445139	064847161010	SAC061	
55566932	064847209010	SAC109	
90412795	064847182010	SAC082	
90458252	064847161010	SAC061	
93171362	064847212010	SAC112	
93183514	064847212010	SAC112	
VOLKSWAGEN			
021906433	064848014010	SAG014	
030907601	064847111010	SAC011	
036907601	064847114010	SAC014	
057130767	064847194010	SAC094	
070907601	064847189010	SAC089	
076906433	064847218010	SAC118	
021906433A	064848014010	SAG014	
021906433C	064848014010	SAG014	
02E927321A	064847114010	SAC014	
030907601C	064847111010	SAC011	
030907601D	064847111010	SAC011	
030907601E	064847111010	SAC011	
030907601F	064847111010	SAC011	
036907601A	064847114010	SAC014	
036907601B	064847114010	SAC014	
036907601C	064847114010	SAC014	
036907601D	064847114010	SAC014	
036907601E	064847114010	SAC014	
038906433A	064847226010	SAC126	
038907319D	064848015010	SAG015	
038907319J	064848015010	SAG015	
038957147A	064847215010	SAC115	
038957147D	064848015010	SAG015	
038957147F	064848015010	SAG015	
038957147G	064847215010	SAC115	
03D907601	064847111010	SAC011	
03D907601A	064847111010	SAC011	
03G906433	064847218010	SAC118	
03G957147	064847218010	SAC118	
03G957147A	064847185010	SAC085	
03G957147B	064847218010	SAC118	
03G957147C	064847185010	SAC085	
045957147A	064847215010	SAC115	

TYPE GROUP B2

OES		 PARTS & SERVICES	
CAMSHAFT SENSOR			
VOLKSWAGEN			
045957147B	064847215010	SAC115	
045957147D	064847218010	SAC118	
04C907601	064847220010	SAC120	
04C907601A	064847220010	SAC120	
04L907601	064847229010	SAC129	
04L907601A	064847229010	SAC129	
058905161B	064847184010	SAC084	
06A905161	064847115010	SAC015	
06A905161A	064847140010	SAC040	
06B905163A	064847175010	SAC075	
06C905163B	064847173010	SAC073	
06E905163	064847206010	SAC106	
06H906433	064847210010	SAC110	
070907601A	064847189010	SAC089	
070907601B	064847189010	SAC089	
07K907601A	064847167010	SAC067	
07L905163	064847214010	SAC114	
07L905163A	064847214010	SAC114	
07L905163B	064847214010	SAC114	

OES		 PARTS & SERVICES	
CAMSHAFT SENSOR			
VOLKSWAGEN			
090907601E	064847111010	SAC011	
2P0133491	064847192010	SAC092	
VOLVO			
8631533	064847194010	SAC094	
8658495	064847133010	SAC033	
8658726	064847217010	SAC117	
21123875	064847217010	SAC117	
30658179	064848016010	SAG016	
30711105	064847196010	SAC096	
30711663	064847104010	SAC004	
30725885	064847196010	SAC096	
30874179	064847130010	SAC030	
31216443	064847196010	SAC096	
31319621	064847199010	SAC099	
31342337	064847196010	SAC096	
31422276	064848016010	SAG016	
30658182A	064847101010	SAC001	
30711663A	064847104010	SAC004	

OES			
CRANKSHAFT SENSOR			
ALFA ROMEO			
4460206	064820083010	SEN8D	
5944390	064820084010	SEN8E	
7547235	064820088010	SEN8I	
7547714	064820083010	SEN8D	
7564592	064820150010	SEN8M	
7604582	064820084010	SEN8E	
7616269	064848066010	SAG066	
7656271	111040144501	SEN8U	
7672023	064820083010	SEN8D	
7679221	064820162010	SEN8K	
7694335	064820162010	SEN8K	
7731633	064848290010	SAG290	
7731818	064848290010	SAG290	
7733001	064820168010	SEN8I3	
7735697	064820171010	SEN8D3	
7735914	111040211101	CWM02/1	
7741311	064820088010	SEN8I	
7746949	064848290010	SAG290	
7756924	064848076010	SAG076	
7766251	064848121010	SAG121	
7766252	064848067010	SAG067	
7766282	064848067010	SAG067	
7769111	064820084010	SEN8E	
7777960	111040211103	CWM02/3	
7787256	111040211103	CWM02/3	
7788905	064848071010	SAG071	
7790917	064848043010	SAG043	
7798691	111040211103	CWM02/3	
7799032	064848076010	SAG076	
9944264	064848026010	SAG026	
9948811	064848251010	SAG251	
9948812	064848285010	SAG285	
46406454	064848290010	SAG290	
46411427	064848048010	SAG048	
46417650	111040211106	CWM02/6	
46432909	064848012010	SAG012	
46442091	111040211101	CWM02/1	
46445731	064820171010	SEN8D3	
46466696	064848188010	SAG188	
46469866	064848122010	SAG122	
46470477	064848122010	SAG122	
46472687	064848122010	SAG122	
46474583	064848097010	SAG097	
46477973	064848030010	SAG030	
46479456	064848013010	SAG013	
46479975	111040211101	CWM02/1	
46523738	064848268010	SAG268	
46538536	111040211102	CWM02/2	
46754538	064848097010	SAG097	
46754539	064848097010	SAG097	
46758006	064848188010	SAG188	
46758026	064848268010	SAG268	
46764212	111040211106	CWM02/6	
46774532	111040211103	CWM02/3	
46778331	111040211105	CWM02/5	

OES			
CRANKSHAFT SENSOR			
ALFA ROMEO			
46779351	064848290010	SAG290	
46779352	064848191010	SAG191	
46786042	111040211103	CWM02/3	
46798345	064848133010	SAG133	
46798352	064848255010	SAG255	
46798363	064848102010	SAG102	
46802751	111040211108	CWM02/8	
46806128	064848214010	SAG214	
46808734	064848039010	SAG039	
46815160	064848189010	SAG189	
46817374	064848188010	SAG188	
55179515	111040211101	CWM02/1	
55187332	064848191010	SAG191	
55187333	111040211103	CWM02/3	
55187380	810001989801	CVM03/1	
55189513	111040211106	CWM02/6	
55189514	111040211105	CWM02/5	
55189515	111040211101	CWM02/1	
55189517	111040211103	CWM02/3	
55189518	111040211108	CWM02/8	
55189519	111040211102	CWM02/2	
55189520	064848290010	SAG290	
55208561	064848080010	SAG080	
55216242	064848080010	SAG080	
55216915	111040211103	CWM02/3	
55222989	064848082010	SAG082	
55224031	064848284010	SAG284	
55229700	810001989801	CVM03/1	
55236455	064848191010	SAG191	
55239747	064848284010	SAG284	
55267144	810001989801	CVM03/1	
55555806	064848223010	SAG223	
60512971	064820084010	SEN8E	
60513208	064848122010	SAG122	
60523246	064820083010	SEN8D	
60572239	064820084010	SEN8E	
60573739	064848040010	SAG040	
60595754	064848122010	SAG122	
60601207	064848012010	SAG012	
60603937	064820168010	SEN8I3	
60662826	064848039010	SAG039	
60800100	064820083010	SEN8D	
60806494	064820088010	SEN8I	
60808213	064820083010	SEN8D	
60808895	111040144501	SEN8U	
60808986	064848040010	SAG040	
60810103	064820168010	SEN8I3	
60810692	064848122010	SAG122	
60814589	064848122010	SAG122	
60816553	064848214010	SAG214	
60816746	064848039010	SAG039	
71739267	064848083010	SAG083	
71739685	064848241010	SAG241	
71739726	064848020010	SAG020	
73502752	064848025010	SAG025	

TYPE GROUP B3

OES		 PARTS & SERVICES	
CRANKSHAFT SENSOR			
ALFA ROMEO			
77662510	064848121010	SAG121	
77662520	064848067010	SAG067	
77872560	111040211103	CWM02/3	
77990320	064848076010	SAG076	
99455422	064848122010	SAG122	
468061280	064848214010	SAG214	
500343018	064848089010	SAG089	
500374763	064848058010	SAG058	
504129943	064848110010	SAG110	
605132080	064848122010	SAG122	
7700100008	064848280010	SAG280	
7700116377	064848279010	SAG279	
9606816880	064848150010	SAG150	
9617525880	064848150010	SAG150	
9622209880	064848150010	SAG150	
9632400580	064848157010	SAG157	
9634049280	064848157010	SAG157	
9635080680	064848028010	SAG028	
9635732980	064848216010	SAG216	
9637465980	064848164010	SAG164	
9640627780	064848217010	SAG217	
9643695780	064848169010	SAG169	
9646823380	064848217010	SAG217	
9662221580	064848002010	SAG002	
9664387280	064848167010	SAG167	
9664732180	064848222010	SAG222	
9665524680	064848222010	SAG222	
9677539480	064848270010	SAG270	
195271101900	064820084010	SEN8E	
195321101900	064848122010	SAG122	
68039478AC	064848248010	SAG248	
68281273AA	064848044010	SAG044	
K68039478AC	064848248010	SAG248	
AUDI			
001927321	064848275010	SAG275	
021907319	064848064010	SAG064	
022957147	064848065010	SAG065	
032906433	064848155010	SAG155	
034905381	064848009010	SAG009	
036906433	064848166010	SAG166	
038907319	064848138010	SAG138	
045957147	064848134010	SAG134	
047906433	064848077010	SAG077	
050906433	064848127010	SAG127	
071957147	064848049010	SAG049	
077905381	064848009010	SAG009	
078905375	064848009010	SAG009	
078905381	064848009010	SAG009	
078906433	064848038010	SAG038	
095927321	064848026010	SAG026	
001927321A	064848266010	SAG266	
012409191D	064848180010	SAG180	
01M927321	064848215010	SAG215	
01M927321B	064848220010	SAG220	
021906433E	064848096010	SAG096	

OES		 PARTS & SERVICES	
CRANKSHAFT SENSOR			
AUDI			
021907319B	064848064010	SAG064	
028907319B	064848142010	SAG142	
028947500A	064820162010	SEN8K	
030957147A	064848256010	SAG256	
030957147AA	064848256010	SAG256	
030957147AB	064848256010	SAG256	
030957147B	064848257010	SAG257	
030957147E	064848256010	SAG256	
030957147G	064848145010	SAG145	
030957147H	064848257010	SAG257	
030957147J	064848256010	SAG256	
030957147M	064848256010	SAG256	
030957147N	064848256010	SAG256	
030957147S	064848132010	SAG132	
030957147T	064848257010	SAG257	
032906433A	064848155010	SAG155	
032906433B	064848155010	SAG155	
034905381A	064848009010	SAG009	
034905381B	064848009010	SAG009	
035905381B	064848009010	SAG009	
036906433A	064848166010	SAG166	
036906433B	064848287010	SAG287	
036906433E	064848166010	SAG166	
037906433A	064848118010	SAG118	
037906433B	064848118010	SAG118	
037906433C	064848118010	SAG118	
038907319A	064848238010	SAG238	
038907319E	064848232010	SAG232	
038907319F	064848238010	SAG238	
038957147E	064848245010	SAG245	
03C906433A	064848155010	SAG155	
03C906433B	064848155010	SAG155	
03C906433C	064848155010	SAG155	
03C906433E	064848155010	SAG155	
03D906433	064848226010	SAG226	
03D906433A	064848226010	SAG226	
045907319A	064848134010	SAG134	
045957147C	064848134010	SAG134	
04C906433	064848289010	SAG289	
04C906433A	064848289010	SAG289	
04L906433	064848286010	SAG286	
04L906433A	064848286010	SAG286	
04L906433B	064848286010	SAG286	
04L906433E	064848286010	SAG286	
06A906433A	064848090010	SAG090	
06A906433B	064848100010	SAG100	
06A906433C	064848018010	SAG018	
06A906433E	064848090010	SAG090	
06A906433F	064848033010	SAG033	
06A906433G	064848100010	SAG100	
06A906433K	064848100010	SAG100	
06A906433L	064848100010	SAG100	
06A906433N	064848100010	SAG100	
06H905163A	064848155010	SAG155	
06H906433B	064848243010	SAG243	

OES	MAGNETI MARELLI PARTS & SERVICES	
CRANKSHAFT SENSOR		
AUDI		
06H906433C	064848243010	SAG243
06H906433D	064848243010	SAG243
06K906433	064848271010	SAG271
077905381A	064848009010	SAG009
077905381G	064848056010	SAG056
077905381N	064848056010	SAG056
078905381A	064848009010	SAG009
078906433A	064848017010	SAG017
078906433B	064848096010	SAG096
095927321A	064848026010	SAG026
095927321B	064848221010	SAG221
095927321C	064848026010	SAG026
0B8927321	064848239010	SAG239
1H0919149A	064848183010	SAG183
1H0919149C	064848184010	SAG184
SE028947500A	064820162010	SEN8K
BMW		
1247218	064848099010	SAG099
1247259	064848099010	SAG099
1274644	064848032010	SAG032
1279695	064848045010	SAG045
1703277	064848111010	SAG111
1708619	064848032010	SAG032
1709616	064848144010	SAG144
1710668	064848045010	SAG045
1710699	064848045010	SAG045
1713007	064848073010	SAG073
1715030	064848073010	SAG073
1720852	064848073010	SAG073
1720854	064848073010	SAG073
1720856	064848073010	SAG073
1720858	064848073010	SAG073
1727554	064848062010	SAG062
1727555	064848062010	SAG062
1744492	064848144010	SAG144
7503140	064848236010	SAG236
7518628	064848151010	SAG151
7548994	064848236010	SAG236
7561753	064848261010	SAG261
12141247218	064848099010	SAG099
12141247259	064848099010	SAG099
12141274644	064848032010	SAG032
12141435351	064848151010	SAG151
12141438082	064848151010	SAG151
12141703277	064848111010	SAG111
12141708619	064848032010	SAG032
12141709616	064848144010	SAG144
12141710668	064848045010	SAG045
12141710699	064848045010	SAG045
12141713007	064848073010	SAG073
12141715030	064848073010	SAG073
12141720852	064848073010	SAG073
12141720854	064848073010	SAG073
12141720856	064848073010	SAG073
12141720858	064848073010	SAG073

OES	MAGNETI MARELLI PARTS & SERVICES	
CRANKSHAFT SENSOR		
BMW		
12141726065	064848087010	SAG087
12141726066	064848087010	SAG087
12141727554	064848062010	SAG062
12141727555	064848062010	SAG062
12141730027	064848075010	SAG075
12141739886	064848104010	SAG104
12141742629	064848061010	SAG061
12141744492	064848144010	SAG144
12147503140	064848236010	SAG236
12147506273	064848151010	SAG151
12147518628	064848151010	SAG151
12521279695	064848045010	SAG045
13627548994	064848236010	SAG236
13627561753	064848261010	SAG261
13627787192	064848247010	SAG247
13627805004	064848168010	SAG168
13627805188	064848288010	SAG288
13627808449	064848167010	SAG167
13627809334	064848247010	SAG247
13627839138	064848061010	SAG061
75617538001	064848261010	SAG261
CHEVROLET		
1236304	064848206010	SAG206
1238938	064848020010	SAG020
9114603	064848206010	SAG206
9115115	064848120010	SAG120
9118368	064848019010	SAG019
10456515	064848051010	SAG051
10456604	064848020010	SAG020
12566848	064848237010	SAG237
12582652	064848237010	SAG237
12588992	064848231010	SAG231
12590991	064848224010	SAG224
12613030	064848224010	SAG224
12615626	064848229010	SAG229
12789959	064848241010	SAG241
12855170	064848133010	SAG133
12855457	064848025010	SAG025
25182450	064848106010	SAG106
25195551	064848227010	SAG227
55555806	064848223010	SAG223
90512494	064848276010	SAG276
90532619	064848019010	SAG019
93178045	064848025010	SAG025
93179391	064848133010	SAG133
93179433	064848255010	SAG255
93193372	064848025010	SAG025
93243251	064848057010	SAG057
93859838	064848277010	SAG277
96253542	064848106010	SAG106
96325868	064848210010	SAG210
96418382	064848051010	SAG051
96434780	064848106010	SAG106
97226992	064848174010	SAG174
97376977	064848174010	SAG174

TYPE GROUP B3

OES		MAGNETI MARELLI PARTS & SERVICES
CRANKSHAFT SENSOR		
CHRYSLER		
56027865	064848044010	SAG044
56027866	064848044010	SAG044
56027867	064848044010	SAG044
00K68070490AA	064848284010	SAG284
00K68070490AB	064848284010	SAG284
5080350AA	064848023010	SAG023
5080352AA	064848023010	SAG023
5101122AA	064848239010	SAG239
5175763AA	064848248010	SAG248
5175763AB	064848248010	SAG248
56027865AB	064848044010	SAG044
56027865AC	064848044010	SAG044
56027867AB	064848044010	SAG044
56027885AB	064848044010	SAG044
56041819AA	064848044010	SAG044
56041820AA	064848044010	SAG044
68039478AA	064848248010	SAG248
68039478AB	064848248010	SAG248
68039478AC	064848248010	SAG248
68070490AA	064848284010	SAG284
68070490AB	064848284010	SAG284
68093400AA	064848080010	SAG080
68093401AA	064848133010	SAG133
68093741AA	064848188010	SAG188
68098560AA	064848110010	SAG110
68195273AA	064848191010	SAG191
68281273AA	064848044010	SAG044
K68070490AA	064848284010	SAG284
K68070490AB	064848284010	SAG284
K68093401AA	064848133010	SAG133
K68093741AA	064848188010	SAG188
K68098560AA	064848110010	SAG110
K68195273AA	064848191010	SAG191
MR560132	064848072010	SAG072
CITROËN		
252929	064848280010	SAG280
252980	064848279010	SAG279
591879	064848066010	SAG066
591881	064848150010	SAG150
591884	064848066010	SAG066
591887	064848150010	SAG150
591890	064848150010	SAG150
594009	111040211105	CWM02/5
616024	064848027010	SAG027
616070	064848028010	SAG028
616083	064848028010	SAG028
91541075	064848150010	SAG150
95624993	111040211106	CWM02/6
96037097	064848150010	SAG150
96067317	064848150010	SAG150
96068168	064848150010	SAG150
96068172	064848150010	SAG150
96085170	064848156010	SAG156
96222098	064848150010	SAG150
96222624	064848156010	SAG156

OES		MAGNETI MARELLI PARTS & SERVICES
CRANKSHAFT SENSOR		
CITROËN		
96324005	064848157010	SAG157
96328897	064848202010	SAG202
96334757	064848126010	SAG126
96357329	064848216010	SAG216
96372208	064848168010	SAG168
96374659	064848164010	SAG164
96374669	064848168010	SAG168
96399998	064848164010	SAG164
96399999	064848130010	SAG130
96406277	064848217010	SAG217
96468233	064848217010	SAG217
96647321	064848222010	SAG222
1612907480	111040211102	CWM02/2
9606731780	064848150010	SAG150
9606816880	064848150010	SAG150
9606817280	064848150010	SAG150
9608517080	064848156010	SAG156
9622209880	064848150010	SAG150
9622262480	064848156010	SAG156
9623111980	064848028010	SAG028
9632400580	064848157010	SAG157
9632889780	064848202010	SAG202
9633475780	064848126010	SAG126
9635057280	064848028010	SAG028
9635080680	064848028010	SAG028
9635732980	064848216010	SAG216
9637220880	064848168010	SAG168
9637465980	064848164010	SAG164
9637466080	064848130010	SAG130
9637466980	064848168010	SAG168
9639999880	064848164010	SAG164
9639999980	064848130010	SAG130
9640627780	064848217010	SAG217
9643695780	064848169010	SAG169
9646823380	064848217010	SAG217
9649191180	064848278010	SAG278
9664387280	064848167010	SAG167
9664387380	064848167010	SAG167
9664732180	064848222010	SAG222
9664893880	064848169010	SAG169
9665524680	064848222010	SAG222
9675323280	064848281010	SAG281
9677539480	064848270010	SAG270
9803788880	064848281010	SAG281
1131J7	064848110010	SAG110
19204A	064848156010	SAG156
19207N	064848157010	SAG157
19207P	064848126010	SAG126
19208S	064848202010	SAG202
19209C	064848216010	SAG216
1920AV	064848130010	SAG130
1920AW	064848164010	SAG164
1920C3	064848150010	SAG150
1920CP	064848089010	SAG089
1920E2	064848150010	SAG150

OES		 PARTS & SERVICES	
CRANKSHAFT SENSOR			
CITROËN			
1920EH	064848168010	SAG168	
1920EN	064848217010	SAG217	
1920EW	111040211102	CWM02/2	
1920F5	064848150010	SAG150	
1920FA	064820084010	SEN8E	
1920FP	064848217010	SAG217	
1920GJ	064848169010	SAG169	
1920HW	064848152010	SAG152	
1920J5	064848156010	SAG156	
1920LR	064848261010	SAG261	
1920LV	064848002010	SAG002	
1920PW	064848167010	SAG167	
1920QC	064848254010	SAG254	
1920QS	064848222010	SAG222	
1920SQ	064848025010	SAG025	
1920T6	064848150010	SAG150	
1920W9	064848150010	SAG150	
1920Y9	064848048010	SAG048	
1920Z3	064848156010	SAG156	
2529S8	064848282010	SAG282	
2529TN	064848252010	SAG252	
2529V1	064848278010	SAG278	
2576083A	064848027010	SAG027	
576083A	064848027010	SAG027	
V756175380	064848261010	SAG261	
V75617538001	064848261010	SAG261	
V75617538003	064848261010	SAG261	
DACIA			
6001545512	064848161010	SAG161	
6001548175	064848194010	SAG194	
7700101969	064848194010	SAG194	
7700414694	064848140010	SAG140	
7700418919	064848140010	SAG140	
7700840042	064848140010	SAG140	
7700875184	064848194010	SAG194	
7701065378	064848253010	SAG253	
7701068388	064848253010	SAG253	
8200187804	064848235010	SAG235	
8200373588	064848235010	SAG235	
8200396919	064848194010	SAG194	
8200434068	064848235010	SAG235	
8200436025	064848194010	SAG194	
8200439315	064848161010	SAG161	
8200547283	064848190010	SAG190	
8200643171	064848163010	SAG163	
8200647554	064848160010	SAG160	
8200691795	064848235010	SAG235	
8200885209	064848209010	SAG209	
8200995209	064848209010	SAG209	
DAEWOO			
10456250	064848051010	SAG051	
10456515	064848051010	SAG051	
25182450	064848106010	SAG106	
0031537228	064848146010	SAG146	
0031537328	064848218010	SAG218	

OES		 PARTS & SERVICES	
CRANKSHAFT SENSOR			
DAEWOO			
0031537428	064848146010	SAG146	
0031537528	064848218010	SAG218	
55555806	064848223010	SAG223	
96183235	064848098010	SAG098	
96253542	064848106010	SAG106	
96325868	064848210010	SAG210	
96418382	064848051010	SAG051	
96434780	064848106010	SAG106	
DAIHATSU			
1931197401	064848258010	SAG258	
9008019024	064848123010	SAG123	
9091905047	064848123010	SAG123	
1931197401000	064848258010	SAG258	
9008019024000	064848123010	SAG123	
9091905047000	064848123010	SAG123	
DR			
A113611021	064848048010	SAG048	
FERRARI			
158714	064848067010	SAG067	
00276125	064848243010	SAG243	
7679221	064820162010	SEN8K	
7679221	064820162010	SEN8K	
7694335	064820162010	SEN8K	
7694335	064820162010	SEN8K	
FIAT			
616024	064848027010	SAG027	
4460206	064820083010	SEN8D	
05944390	064820084010	SEN8E	
5944390	064820084010	SEN8E	
7547235	064820088010	SEN8I	
7547714	064820083010	SEN8D	
7564592	064820150010	SEN8M	
07588435	064820084010	SEN8E	
07589729	064820171010	SEN8D3	
7589729	064820171010	SEN8D3	
07604582	064820084010	SEN8E	
7604582	064820084010	SEN8E	
7616269	064848066010	SAG066	
7656271	111040144501	SEN8U	
7672023	064820083010	SEN8D	
7679221	064820162010	SEN8K	
7694335	064820162010	SEN8K	
7731633	064848290010	SAG290	
7731818	064848290010	SAG290	
07733001	064820168010	SEN8I3	
7733001	064820168010	SEN8I3	
07735697	064820171010	SEN8D3	
7735697	064820171010	SEN8D3	
7735914	111040211101	CWM02/1	
7741311	064820088010	SEN8I	
7746949	064848290010	SAG290	
7756924	064848076010	SAG076	
7766251	064848121010	SAG121	
7766252	064848067010	SAG067	
7766282	064848067010	SAG067	

TYPE GROUP B3

OES		MAGNETI MARELLI PARTS & SERVICES
CRANKSHAFT SENSOR		
FIAT		
07769111	064820084010	SEN8E
7769111	064820084010	SEN8E
7777960	111040211103	CWM02/3
7787256	111040211103	CWM02/3
7788905	064848071010	SAG071
7790917	064848043010	SAG043
7798691	111040211103	CWM02/3
7799032	064848076010	SAG076
9944264	064848026010	SAG026
9948811	064848251010	SAG251
9948812	064848285010	SAG285
46406454	064848290010	SAG290
46411427	064848048010	SAG048
46412341	064820088010	SEN8I
46417650	111040211106	CWM02/6
46432909	064848012010	SAG012
46442091	111040211101	CWM02/1
46445731	064820171010	SEN8D3
46466696	064848188010	SAG188
46469866	064848122010	SAG122
46470477	064848122010	SAG122
46472687	064848122010	SAG122
46474583	064848097010	SAG097
46477973	064848030010	SAG030
46479456	064848013010	SAG013
46479975	111040211101	CWM02/1
46523738	064848268010	SAG268
46538536	111040211102	CWM02/2
46754538	064848097010	SAG097
46754539	064848097010	SAG097
46758006	064848188010	SAG188
46758026	064848268010	SAG268
46764212	111040211106	CWM02/6
46774532	111040211103	CWM02/3
46778331	111040211105	CWM02/5
46779351	064848290010	SAG290
46779352	064848191010	SAG191
46786042	111040211103	CWM02/3
46798345	064848133010	SAG133
46798352	064848255010	SAG255
46798363	064848102010	SAG102
46802751	111040211108	CWM02/8
46806128	064848214010	SAG214
46808734	064848039010	SAG039
46815160	064848189010	SAG189
46817374	064848188010	SAG188
55179515	111040211101	CWM02/1
55187332	064848191010	SAG191
55187333	111040211103	CWM02/3
55187380	810001989801	CVM03/1
55189513	111040211106	CWM02/6
55189514	111040211105	CWM02/5
55189515	111040211101	CWM02/1
55189518	111040211108	CWM02/8
55189519	111040211102	CWM02/2

OES		MAGNETI MARELLI PARTS & SERVICES
CRANKSHAFT SENSOR		
FIAT		
55189520	064848290010	SAG290
55206561	064848080010	SAG080
55208561	064848080010	SAG080
55216242	064848080010	SAG080
55216915	111040211103	CWM02/3
55222989	064848082010	SAG082
55224031	064848284010	SAG284
55229700	810001989801	CVM03/1
55236455	064848191010	SAG191
55239747	064848284010	SAG284
55267144	810001989801	CVM03/1
55555806	064848223010	SAG223
60512971	064820084010	SEN8E
60513208	064848122010	SAG122
60523246	064820083010	SEN8D
60572239	064820084010	SEN8E
60573739	064848040010	SAG040
60595754	064848122010	SAG122
60601207	064848012010	SAG012
60603937	064820168010	SEN8I3
60662826	064848039010	SAG039
60800100	064820083010	SEN8D
60806494	064820088010	SEN8I
60808213	064820083010	SEN8D
60808895	111040144501	SEN8U
60808986	064848040010	SAG040
60810103	064820168010	SEN8I3
60810692	064848122010	SAG122
60814589	064848122010	SAG122
60816553	064848214010	SAG214
60816746	064848039010	SAG039
71739267	064848083010	SAG083
71739685	064848241010	SAG241
71739726	064848020010	SAG020
73502752	064848025010	SAG025
77662510	064848121010	SAG121
77662520	064848067010	SAG067
77872560	111040211103	CWM02/3
77990320	064848076010	SAG076
99455422	064848122010	SAG122
468061280	064848214010	SAG214
500343018	064848089010	SAG089
500374763	064848058010	SAG058
504129943	064848110010	SAG110
605132080	064848122010	SAG122
7700100008	064848280010	SAG280
7700116377	064848279010	SAG279
9606816880	064848150010	SAG150
9617525880	064848150010	SAG150
9622209880	064848150010	SAG150
9632400580	064848157010	SAG157
9634049280	064848157010	SAG157
9635080680	064848028010	SAG028
9635732980	064848216010	SAG216
9637465980	064848164010	SAG164

OES		 PARTS & SERVICES	
CRANKSHAFT SENSOR			
FIAT			
9640627780	064848217010	SAG217	
9643695780	064848169010	SAG169	
9646823380	064848217010	SAG217	
9662221580	064848002010	SAG002	
9664387280	064848167010	SAG167	
9664732180	064848222010	SAG222	
9665524680	064848222010	SAG222	
9677539480	064848270010	SAG270	
195271101900	064820084010	SEN8E	
195321101900	064848122010	SAG122	
68039478AC	064848248010	SAG248	
68281273AA	064848044010	SAG044	
K68039478AC	064848248010	SAG248	
FORD			
1006990	064848026010	SAG026	
1026696	064848034010	SAG034	
1048905	064848171010	SAG171	
1051046	064848142010	SAG142	
1057051	064848171010	SAG171	
1062545	064848170010	SAG170	
1066382	064848171010	SAG171	
1066383	064848170010	SAG170	
1068171	064848179010	SAG179	
1079388	064848170010	SAG170	
1085854	064848170010	SAG170	
1087548	064848170010	SAG170	
1094772	064848026010	SAG026	
1110834	064848008010	SAG008	
1120193	064848065010	SAG065	
1131913	064848001010	SAG001	
1135856	064848001010	SAG001	
1136248	064848171010	SAG171	
1143723	064848002010	SAG002	
1143943	064848176010	SAG176	
1148073	064848168010	SAG168	
1197901	064848179010	SAG179	
1231609	064848175010	SAG175	
1231925	064848169010	SAG169	
1323872	064848001010	SAG001	
1371654	064848230010	SAG230	
1385381	064848001010	SAG001	
1385382	064848001010	SAG001	
1517990	064848167010	SAG167	
1535716	810001989801	CVM03/1	
1547993	064848025010	SAG025	
1564811	810001989801	CVM03/1	
1564860	064848025010	SAG025	
1639282	064820083010	SEN8D	
1690470	064848109010	SAG109	
1715419	064848284010	SAG284	
1717564	064848281010	SAG281	
1727897	064848230010	SAG230	
1744454	064848281010	SAG281	
1808524	064848281010	SAG281	
1828951	064848109010	SAG109	

OES		 PARTS & SERVICES	
CRANKSHAFT SENSOR			
FORD			
3009084	064848274010	SAG274	
3702615	064848176010	SAG176	
4040494	064847107010	SAC007	
4047431	064847107010	SAC007	
4096750	064848003010	SAG003	
4161562	064848173010	SAG173	
4383679	064847107010	SAC007	
4383693	064847107010	SAC007	
4429622	064847107010	SAC007	
4533778	064848172010	SAG172	
4541091	064848003010	SAG003	
4583104	064848172010	SAG172	
4621599	064848003010	SAG003	
6164900	064848005010	SAG005	
6193226	064848177010	SAG177	
6502252	064848004010	SAG004	
6502253	064848005010	SAG005	
6602998	064848006010	SAG006	
6740816	064848006010	SAG006	
6859701	064848004010	SAG004	
6859702	064848005010	SAG005	
6859704	064848101010	SAG101	
6859705	064848006010	SAG006	
6873316	064848274010	SAG274	
7009578	064848007010	SAG007	
7072657	064848047010	SAG047	
7079284	064848177010	SAG177	
7103314	064848003010	SAG003	
7126713	064848177010	SAG177	
7151110	064848177010	SAG177	
7151111	064848177010	SAG177	
7151113	064848177010	SAG177	
12029BA	064820088010	SEN8I	
1C1T7H103AA	064848173010	SAG173	
1C1T7H103BB	064848173010	SAG173	
1M5A6C315AB	064848001010	SAG001	
1M5A6C315AC	064848001010	SAG001	
1M5A6C315AD	064848001010	SAG001	
1M5A6C315AE	064848001010	SAG001	
1M5A6C315BA	064848001010	SAG001	
1S7E6C315BA	064848003010	SAG003	
1S7P7M101KA	064847107010	SAC007	
1S7Z7M101KA	064847107010	SAC007	
2S6Q9E731AA	064848168010	SAG168	
2S6T9E731AA	064848172010	SAG172	
2S6T9E731AB	064848172010	SAG172	
2S706C315AC	064848002010	SAG002	
2S7Q6C315AC	064848002010	SAG002	
3M5Q9E731AA	064848169010	SAG169	
3S5T9E731AA	064848175010	SAG175	
5L8E6C315AA	064848003010	SAG003	
5L8E6C315AB	064848003010	SAG003	
6M5G6C315AA	064848230010	SAG230	
6M5G6C315AB	064848230010	SAG230	
88WF6C315AC	064848004010	SAG004	

TYPE GROUP B3

OES		MAGNETI MARELLI PARTS & SERVICES
CRANKSHAFT SENSOR		
FORD		
88WF6C315AD	064848004010	SAG004
89BF6C315AA	064848005010	SAG005
89BF6C315AB	064848005010	SAG005
89BF6C315AC	064848005010	SAG005
89FB6C315AB	064848005010	SAG005
8S6Q9E731AA	064848167010	SAG167
90BB9E731CA	064848177010	SAG177
90BB9E731CB	064848177010	SAG177
90BB9E731CC	064848177010	SAG177
90BB9E731CD	064848177010	SAG177
924F6C315AB	064848101010	SAG101
928F6C315A1F	064848006010	SAG006
92BF6C315A1E	064848006010	SAG006
92BF6C315A1F	064848006010	SAG006
948F6C315AA	064848006010	SAG006
94BB9E731AA	064848177010	SAG177
94BB9E731BA	064848177010	SAG177
94BB9E731DA	064848177010	SAG177
94BF6C315AA	064848006010	SAG006
95BB9E731BA	064848176010	SAG176
95BB9E731BB	064848176010	SAG176
95VW6C315CA	064848142010	SAG142
95VW7F293AA	064848026010	SAG026
95VW7F293AB	064848026010	SAG026
95VW7F923AA	064848026010	SAG026
95VW7F923AB	064848026010	SAG026
95WF6C315AA	064848007010	SAG007
97BB9E731AB	064848171010	SAG171
97BB9E731AC	064848171010	SAG171
97BB9E731AD	064848171010	SAG171
97BB9E731AE	064848171010	SAG171
97GT7H103BB	064848034010	SAG034
98AB9E731AC	064848170010	SAG170
98AB9E731AD	064848170010	SAG170
98AB9E731AE	064848170010	SAG170
98AB9E731AF	064848170010	SAG170
98AB9E731AG	064848170010	SAG170
98AB9E731BA	064848179010	SAG179
98AB9E731BB	064848179010	SAG179
9S519E731AA	064848025010	SAG025
9S519E731BA	810001989801	CVM03/1
BK216C315AA	064848281010	SAG281
BK216C315AB	064848281010	SAG281
BK216C315AC	064848281010	SAG281
BM516C315BA	064848109010	SAG109
BM516C315BB	064848109010	SAG109
BS519E731AA	064848284010	SAG284
ED236C315AA	064848243010	SAG243
F3RP7H062AA	064848274010	SAG274
F43E6C315AC	064848003010	SAG003
F5RZ6C315A	064848006010	SAG006
F5RZ6C315AA	064848006010	SAG006
F7RP7M101AA	064848274010	SAG274
F7RP7M101KB	064847107010	SAC007
FW8421550	064847107010	SAC007

OES		MAGNETI MARELLI PARTS & SERVICES
CRANKSHAFT SENSOR		
FORD		
FW8421550Z01	064847107010	SAC007
V86HF12A545AA	064820083010	SEN8D
V94DD6C315AA	064848047010	SAG047
XS4Z7M101KA	064847107010	SAC007
XS7P7M101AA	064847107010	SAC007
XS7P7M101AB	064847107010	SAC007
XS7Z7M101KA	064847107010	SAC007
YM2112A545AA	064848065010	SAG065
YS6A6C315AB	064848008010	SAG008
HONDA		
37500PNC006	064848211010	SAG211
37500RAAA01	064848211010	SAG211
37840PDFE01	064848239010	SAG239
37841PLZD00	064848174010	SAG174
78420P5TG00	064848081010	SAG081
HYUNDAI		
3918003000	064848193010	SAG193
3918022030	064848105010	SAG105
3918022040	064848105010	SAG105
3918022050	064848105010	SAG105
3918022060	064848105010	SAG105
3918022090	064848105010	SAG105
3918022600	064848135010	SAG135
3918023000	064848105010	SAG105
3918025200	064848240010	SAG240
3918025300	064848240010	SAG240
3918026900	064848135010	SAG135
3918027000	064848094010	SAG094
3918037150	064848037010	SAG037
3918037200	064848037010	SAG037
3919027100	064848094010	SAG094
3931002200	064848112010	SAG112
3931002600	064848074010	SAG074
3931002700	064848262010	SAG262
4262039200	064848207010	SAG207
9650931004	064848207010	SAG207
0K08A18891	064848067010	SAG067
0K08A18891A	064848067010	SAG067
0K2A618891	064848066010	SAG066
0K30E18131B	064848054010	SAG054
0K9A018891	064848067010	SAG067
0K9A121412	064848276010	SAG276
0K9AA18891	064848067010	SAG067
391802A900	064848196010	SAG196
391802B000	064848204010	SAG204
391802B030	064848197010	SAG197
391804A000	064848068010	SAG068
391804A010	064848068010	SAG068
391804A051	064848068010	SAG068
391804A111	064848068010	SAG068
396004X300	064848041010	SAG041
45589H1150	064848269010	SAG269
964204A000	064848182010	SAG182
964204A500	064848182010	SAG182
964204A600	064848182010	SAG182

OES		MAGNETI MARELLI PARTS & SERVICES
CRANKSHAFT SENSOR		
HYUNDAI		
96420M3000	064848182010	SAG182
ISUZU		
8104562500	064848051010	SAG051
8104565150	064848051010	SAG051
8971803880	064848117010	SAG117
8972269920	064848174010	SAG174
8972269921	064848174010	SAG174
8973769771	064848174010	SAG174
8973788460	064848174010	SAG174
IVECO		
5162472	064848122010	SAG122
7766252	064848067010	SAG067
77990320	064848076010	SAG076
500343018	064848089010	SAG089
500374763	064848058010	SAG058
504096645	064848019010	SAG019
504129943	064848110010	SAG110
5010412449	064848019010	SAG019
JAGUAR		
C2S2688	064848171010	SAG171
DBC2144	064848047010	SAG047
JD61138	064848002010	SAG002
JEEP		
56027865	064848044010	SAG044
56027866	064848044010	SAG044
56027867	064848044010	SAG044
5080350AA	064848023010	SAG023
5080352AA	064848023010	SAG023
5175763AA	064848248010	SAG248
5175763AB	064848248010	SAG248
56027865AB	064848044010	SAG044
56027865AC	064848044010	SAG044
56027867AB	064848044010	SAG044
56027885AB	064848044010	SAG044
56041819AA	064848044010	SAG044
56041820AA	064848044010	SAG044
68039478AA	064848248010	SAG248
68039478AB	064848248010	SAG248
68039478AC	064848248010	SAG248
68093400AA	064848080010	SAG080
68281273AA	064848044010	SAG044
DS5080352AA	064848023010	SAG023
K68039478AA	064848248010	SAG248
K68039478AB	064848248010	SAG248
K68039478AC	064848248010	SAG248
K68093400AA	064848080010	SAG080
K68281273AA	064848044010	SAG044
KIA		
3918003000	064848193010	SAG193
3918022030	064848105010	SAG105
3918022040	064848105010	SAG105
3918022050	064848105010	SAG105
3918022060	064848105010	SAG105
3918022090	064848105010	SAG105
3918022600	064848135010	SAG135

OES		MAGNETI MARELLI PARTS & SERVICES
CRANKSHAFT SENSOR		
KIA		
3918023000	064848105010	SAG105
3918025200	064848240010	SAG240
3918025300	064848240010	SAG240
3918026900	064848135010	SAG135
3918027000	064848094010	SAG094
3918037150	064848037010	SAG037
3918037200	064848037010	SAG037
3919027100	064848094010	SAG094
3931002200	064848112010	SAG112
3931002600	064848074010	SAG074
3931002700	064848262010	SAG262
4262039200	064848207010	SAG207
9650931004	064848207010	SAG207
0K08A18891	064848067010	SAG067
0K08A18891A	064848067010	SAG067
0K2A618891	064848066010	SAG066
0K30E18131B	064848054010	SAG054
0K9A018891	064848067010	SAG067
0K9A121412	064848276010	SAG276
0K9AA18891	064848067010	SAG067
391802A900	064848196010	SAG196
391802B000	064848204010	SAG204
391802B030	064848197010	SAG197
391804A000	064848068010	SAG068
391804A010	064848068010	SAG068
391804A051	064848068010	SAG068
391804A111	064848068010	SAG068
396004X300	064848041010	SAG041
45589H1150	064848269010	SAG269
964204A000	064848182010	SAG182
964204A500	064848182010	SAG182
964204A600	064848182010	SAG182
96420M3000	064848182010	SAG182
LANCIA		
4460206	064820083010	SEN8D
5944390	064820084010	SEN8E
7547235	064820088010	SEN8I
7547714	064820083010	SEN8D
7564592	064820150010	SEN8M
7604582	064820084010	SEN8E
7616269	064848066010	SAG066
7656271	111040144501	SEN8U
7672023	064820083010	SEN8D
7679221	064820162010	SEN8K
7694335	064820162010	SEN8K
7731633	064848290010	SAG290
7731818	064848290010	SAG290
7733001	064820168010	SEN8I3
7735697	064820171010	SEN8D3
7735914	111040211101	CWM02/1
7741311	064820088010	SEN8I
7746949	064848290010	SAG290
7756924	064848076010	SAG076
7766251	064848121010	SAG121
7766252	064848067010	SAG067

TYPE GROUP B3

OES		MAGNETI MARELLI PARTS & SERVICES
CRANKSHAFT SENSOR		
LANCIA		
7766282	064848067010	SAG067
7769111	064820084010	SEN8E
7777960	111040211103	CWM02/3
7787256	111040211103	CWM02/3
7788905	064848071010	SAG071
7790917	064848043010	SAG043
7798691	111040211103	CWM02/3
7799032	064848076010	SAG076
9944264	064848026010	SAG026
9948811	064848251010	SAG251
9948812	064848285010	SAG285
46406454	064848290010	SAG290
46411427	064848048010	SAG048
46417650	111040211106	CWM02/6
46432909	064848012010	SAG012
46442091	111040211101	CWM02/1
46445731	064820171010	SEN8D3
46466696	064848188010	SAG188
46469866	064848122010	SAG122
46470477	064848122010	SAG122
46472687	064848122010	SAG122
46474583	064848097010	SAG097
46477973	064848030010	SAG030
46479456	064848013010	SAG013
46479975	111040211101	CWM02/1
46523738	064848268010	SAG268
46538536	111040211102	CWM02/2
46754538	064848097010	SAG097
46754539	064848097010	SAG097
46758006	064848188010	SAG188
46758026	064848268010	SAG268
46764212	111040211106	CWM02/6
46774532	111040211103	CWM02/3
46778331	111040211105	CWM02/5
46779351	064848290010	SAG290
46779352	064848191010	SAG191
46786042	111040211103	CWM02/3
46798345	064848133010	SAG133
46798352	064848255010	SAG255
46798363	064848102010	SAG102
46802751	111040211108	CWM02/8
46806128	064848214010	SAG214
46808734	064848039010	SAG039
46815160	064848189010	SAG189
46817374	064848188010	SAG188
55179515	111040211101	CWM02/1
55187332	064848191010	SAG191
55187333	111040211103	CWM02/3
55187380	810001989801	CVM03/1
55189513	111040211106	CWM02/6
55189514	111040211105	CWM02/5
55189515	111040211101	CWM02/1
55189517	111040211103	CWM02/3
55189518	111040211108	CWM02/8
55189519	111040211102	CWM02/2

OES		MAGNETI MARELLI PARTS & SERVICES
CRANKSHAFT SENSOR		
LANCIA		
55189520	064848290010	SAG290
55208561	064848080010	SAG080
55216242	064848080010	SAG080
55216915	111040211103	CWM02/3
55222989	064848082010	SAG082
55224031	064848284010	SAG284
55229700	810001989801	CVM03/1
55236455	064848191010	SAG191
55239747	064848284010	SAG284
55267144	810001989801	CVM03/1
55555806	064848223010	SAG223
60512971	064820084010	SEN8E
60513208	064848122010	SAG122
60523246	064820083010	SEN8D
60572239	064820084010	SEN8E
60573739	064848040010	SAG040
60595754	064848122010	SAG122
60601207	064848012010	SAG012
60603937	064820168010	SEN8I3
60662826	064848039010	SAG039
60800100	064820083010	SEN8D
60806494	064820088010	SEN8I
60808213	064820083010	SEN8D
60808895	111040144501	SEN8U
60808986	064848040010	SAG040
60810103	064820168010	SEN8I3
60810692	064848122010	SAG122
60814589	064848122010	SAG122
60816553	064848214010	SAG214
60816746	064848039010	SAG039
71739267	064848083010	SAG083
71739685	064848241010	SAG241
71739726	064848020010	SAG020
73502752	064848025010	SAG025
77662510	064848121010	SAG121
77662520	064848067010	SAG067
77872560	111040211103	CWM02/3
77990320	064848076010	SAG076
99455422	064848122010	SAG122
468061280	064848214010	SAG214
500343018	064848089010	SAG089
500374763	064848058010	SAG058
504129943	064848110010	SAG110
605132080	064848122010	SAG122
7700100008	064848280010	SAG280
7700116377	064848279010	SAG279
9606816880	064848150010	SAG150
9617525880	064848150010	SAG150
9622209880	064848150010	SAG150
9632400580	064848157010	SAG157
9634049280	064848157010	SAG157
9635080680	064848028010	SAG028
9635732980	064848216010	SAG216
9637465980	064848164010	SAG164
9640627780	064848217010	SAG217

OES		 PARTS & SERVICES	
CRANKSHAFT SENSOR			
LANCIA			
9643695780	064848169010	SAG169	
9646823380	064848217010	SAG217	
9662221580	064848002010	SAG002	
9664387280	064848167010	SAG167	
9664732180	064848222010	SAG222	
9665524680	064848222010	SAG222	
9677539480	064848270010	SAG270	
195271101900	064820084010	SEN8E	
195321101900	064848122010	SAG122	
68039478AC	064848248010	SAG248	
68281273AA	064848044010	SAG044	
K68039478AC	064848248010	SAG248	
LAND ROVER			
ERR2079	064848045010	SAG045	
ERR6119	064848091010	SAG091	
ERR6357	064848091010	SAG091	
LR004396	064848002010	SAG002	
LR021649	064848109010	SAG109	
LR056028	064848109010	SAG109	
NSC100110L	064848081010	SAG081	
NSC100390	064848091010	SAG091	
NSC100390L	064848091010	SAG091	
NSC106100L	064848144010	SAG144	
YBE500020	064848172010	SAG172	
LEXUS			
8941322010	064848269010	SAG269	
9091905069	064848267010	SAG267	
MAN			
51271207037	064848019010	SAG019	
51271207038	064848069010	SAG069	
MASERATI			
158714	064848067010	SAG067	
470069400	064820083010	SEN8D	
MAZDA			
1E0018221	064848006010	SAG006	
1E0355475B	064848176010	SAG176	
8A034378SC	064848171010	SAG171	
C20118221	064848008010	SAG008	
C20118221Z01	064848008010	SAG008	
C20221551	064848170010	SAG170	
C20221551Z01	064848170010	SAG170	
FN1121551	064848200010	SAG200	
FN1221551	064848200010	SAG200	
FN1221551A	064848200010	SAG200	
FSD18221	064848088010	SAG088	
FSD718221B	064848108010	SAG108	
FW8421550	064847107010	SAC007	
FW8421550Z01	064847107010	SAC007	
GY0118221	064848003010	SAG003	
GY0718221	064848003010	SAG003	
GY0718221A	064848003010	SAG003	
GY0718221B	064848003010	SAG003	
RF5C18230	064848092010	SAG092	
Y40118221	064848168010	SAG168	
Y60318221	064848167010	SAG167	

OES		 PARTS & SERVICES	
CRANKSHAFT SENSOR			
MAZDA			
Y60318221Z01	064848167010	SAG167	
YF0918221	064848006010	SAG006	
ZJ0118221	064848213010	SAG213	
ZL0118221	064848088010	SAG088	
ZL0118221A	064848088010	SAG088	
MERCEDES-BENZ			
0021531728	064848264010	SAG264	
0021534328	064848264010	SAG264	
0021534528	064848264010	SAG264	
0031530128	064848264010	SAG264	
0031530828	064848264010	SAG264	
0031532728	064848023010	SAG023	
0031532828	064848023010	SAG023	
0031534928	064848265010	SAG265	
0031535028	064848265010	SAG265	
0031537228	064848146010	SAG146	
0031537328	064848218010	SAG218	
0031537428	064848146010	SAG146	
0031537528	064848218010	SAG218	
0031538328	064848239010	SAG239	
0041530728	064848239010	SAG239	
0041536928	064848239010	SAG239	
0041538728	064848248010	SAG248	
0061533928	064848208010	SAG208	
2729050000	064848248010	SAG248	
2761530128	064848219010	SAG219	
2769050700	064848219010	SAG219	
2769051200	064848219010	SAG219	
6079050300	064848209010	SAG209	
6421530728	064848248010	SAG248	
6429050000	064848248010	SAG248	
6519050000	064848023010	SAG023	
A0021531728	064848264010	SAG264	
A0021534328	064848264010	SAG264	
A0021534528	064848264010	SAG264	
A0031530128	064848264010	SAG264	
A0031530828	064848264010	SAG264	
A0031532728	064848023010	SAG023	
A0031532828	064848023010	SAG023	
A0031534928	064848265010	SAG265	
A0031535028	064848265010	SAG265	
A0031537228	064848146010	SAG146	
A0031537328	064848218010	SAG218	
A0031537428	064848146010	SAG146	
A0031537528	064848218010	SAG218	
A0031538328	064848239010	SAG239	
A0041530728	064848239010	SAG239	
A0041536928	064848239010	SAG239	
A0041538728	064848248010	SAG248	
A0061533928	064848208010	SAG208	
A2729050000	064848248010	SAG248	
A2761530128	064848219010	SAG219	
A2769050700	064848219010	SAG219	
A2769051200	064848219010	SAG219	
A6079050300	064848209010	SAG209	

TYPE GROUP B3

OES		MAGNETI MARELLI PARTS & SERVICES
CRANKSHAFT SENSOR		
MERCEDES-BENZ		
A6421530728	064848248010	SAG248
A6429050000	064848248010	SAG248
A6519050000	064848023010	SAG023
MG		
NSC100110	064848081010	SAG081
NSC100390	064848091010	SAG091
MINI		
13627561753	064848261010	SAG261
13627799452	064848212010	SAG212
13627805004	064848168010	SAG168
13627808449	064848167010	SAG167
75617538001	064848261010	SAG261
V756175380	064848261010	SAG261
V75617538001	064848261010	SAG261
MITSUBISHI		
1865A069	064848208010	SAG208
1865A126	064848254010	SAG254
2702A036	064848285010	SAG285
32G9000800	064848019010	SAG019
5S4749	064848182010	SAG182
8651A067	064848252010	SAG252
8651A111	064848207010	SAG207
8651A239	064848252010	SAG252
G4T07071	064848207010	SAG207
G4T07371	064848285010	SAG285
G4T07381	064848285010	SAG285
G4T07571	064848251010	SAG251
G4T08671	064848200010	SAG200
J005T23891	064848053010	SAG053
J005T27072	064848088010	SAG088
J5T20171	064848072010	SAG072
J5T23381	064848117010	SAG117
J5T23891	064848053010	SAG053
J5T25373	064848035010	SAG035
J5T27072	064848088010	SAG088
J5T30172	064848211010	SAG211
J5T31972	064848254010	SAG254
J5T32171	064848234010	SAG234
J5T32172	064848234010	SAG234
J5T32571	064848208010	SAG208
J5T33671	064848229010	SAG229
M617112	064848246010	SAG246
M883794	064848153010	SAG153
MD321888	064848036010	SAG036
MD327122	064848035010	SAG035
MD759163	064848207010	SAG207
MN960274	064848023010	SAG023
MN960372	064848023010	SAG023
MN980249	064848166010	SAG166
MN980339	064848166010	SAG166
MN980415	064848166010	SAG166
MN982270	064848168010	SAG168
MN982334	064848167010	SAG167
MR331743	064848207010	SAG207
MR518009	064848207010	SAG207

OES		MAGNETI MARELLI PARTS & SERVICES
CRANKSHAFT SENSOR		
MITSUBISHI		
MR560132	064848072010	SAG072
MR560276	064848035010	SAG035
MR567292	064848207010	SAG207
MR985041	064848205010	SAG205
MW31216432	064848246010	SAG246
MW31216651	064848153010	SAG153
NISSAN		
319358E003	064848252010	SAG252
319358E005	064848252010	SAG252
319358E007	064848252010	SAG252
0143600QAB	064848159010	SAG159
0143600QAC	064848143010	SAG143
2373100Q0E	064848246010	SAG246
2373100Q0F	064848277010	SAG277
237311VA0A	064848253010	SAG253
237315M010	064848233010	SAG233
237315M015	064848233010	SAG233
237315M016	064848233010	SAG233
237315X20A	064848209010	SAG209
237316J900	064848233010	SAG233
237316J902	064848233010	SAG233
237316J905	064848233010	SAG233
237316J906	064848233010	SAG233
237316J90A	064848233010	SAG233
237316J90B	064848233010	SAG233
237316J90C	064848233010	SAG233
237316J966	064848233010	SAG233
237316J96B	064848233010	SAG233
237318H800	064848212010	SAG212
237319X800	064848021010	SAG021
23731AW300	064848246010	SAG246
23731AW30A	064848246010	SAG246
23731BC41A	064848235010	SAG235
23731BC42B	064848209010	SAG209
23731BN700	064848161010	SAG161
23731BN70A	064848161010	SAG161
23731BN70B	064848161010	SAG161
23731EN20A	064848253010	SAG253
2375000Q0A	064848161010	SAG161
2375000Q0B	064848235010	SAG235
2375000Q0D	064848203010	SAG203
2375000Q0E	064848103010	SAG103
2375000Q0G	064848161010	SAG161
2375000Q0H	064848160010	SAG160
2375000Q0L	064848209010	SAG209
2375000Q0M	064848161010	SAG161
2375000QAB	064848246010	SAG246
2375000QAD	064848161010	SAG161
2375000QAE	064848129010	SAG129
2375000QAF	064848203010	SAG203
2375000QAG	064848143010	SAG143
2375000QAH	064848159010	SAG159
2375000QAJ	064848246010	SAG246
2375000QAK	064848235010	SAG235
2376000QAA	064848153010	SAG153

OES		 PARTS & SERVICES	
CRANKSHAFT SENSOR			
NISSAN			
2376000QAC	064848153010	SAG153	
23796AW300	064848153010	SAG153	
2379800QOA	064848194010	SAG194	
2379800QOB	064848163010	SAG163	
2379800QAC	064848194010	SAG194	
2379800QAD	064848194010	SAG194	
2556500QOB	064848153010	SAG153	
259777F405	064848063010	SAG063	
319351XF00	064848252010	SAG252	
319351XK0C	064848285010	SAG285	
31935AN600	064848285010	SAG285	
31935X420A	064848252010	SAG252	
OPEL			
01232268	064848246010	SAG246	
1232268	064848246010	SAG246	
01235129	064848133010	SAG133	
1235129	064848133010	SAG133	
01236304	064848206010	SAG206	
1236304	064848206010	SAG206	
01238113	064848276010	SAG276	
1238113	064848276010	SAG276	
01238223	064848120010	SAG120	
1238223	064848120010	SAG120	
01238228	064848107010	SAG107	
1238228	064848107010	SAG107	
01238241	064848057010	SAG057	
1238241	064848057010	SAG057	
01238249	064848229010	SAG229	
1238249	064848229010	SAG229	
1238268	064848227010	SAG227	
01238358	064848093010	SAG093	
1238358	064848093010	SAG093	
01238782	064848124010	SAG124	
1238782	064848124010	SAG124	
01238938	064848020010	SAG020	
1238938	064848020010	SAG020	
01238983	064848141010	SAG141	
1238983	064848141010	SAG141	
01247679	064848025010	SAG025	
1247679	064848025010	SAG025	
01260496	064848080010	SAG080	
1260496	064848080010	SAG080	
04402560	064848159010	SAG159	
4402560	064848159010	SAG159	
04402729	064848246010	SAG246	
4402729	064848246010	SAG246	
04413261	064848203010	SAG203	
4413261	064848203010	SAG203	
04413789	064848153010	SAG153	
4413789	064848153010	SAG153	
04414098	064848246010	SAG246	
4414098	064848246010	SAG246	
04417782	064848203010	SAG203	
4417782	064848203010	SAG203	
04418589	064848277010	SAG277	

OES		 PARTS & SERVICES	
CRANKSHAFT SENSOR			
OPEL			
4418589	064848277010	SAG277	
04430629	064848246010	SAG246	
4430629	064848246010	SAG246	
04435050	064848153010	SAG153	
4435050	064848153010	SAG153	
04506177	064848153010	SAG153	
4506177	064848153010	SAG153	
04708543	064848025010	SAG025	
4708543	064848025010	SAG025	
04803134	064848231010	SAG231	
4803134	064848231010	SAG231	
04803503	064848224010	SAG224	
4803503	064848224010	SAG224	
04808137	064848051010	SAG051	
4808137	064848051010	SAG051	
04811021	064848224010	SAG224	
4811021	064848224010	SAG224	
06235607	064848174010	SAG174	
6235607	064848174010	SAG174	
6235614	064848212010	SAG212	
06235645	064848025010	SAG025	
6235645	064848025010	SAG025	
06235664	064848255010	SAG255	
6235664	064848255010	SAG255	
06235666	064848133010	SAG133	
6235666	064848133010	SAG133	
06235704	064848223010	SAG223	
6235704	064848223010	SAG223	
06235709	064848237010	SAG237	
6235709	064848237010	SAG237	
06238050	064848069010	SAG069	
6238050	064848069010	SAG069	
06238095	064848019010	SAG019	
6238095	064848019010	SAG019	
06238098	064848137010	SAG137	
6238098	064848137010	SAG137	
06238101	064848060010	SAG060	
6238101	064848060010	SAG060	
06238109	064848019010	SAG019	
6238109	064848019010	SAG019	
06238118	064848051010	SAG051	
6238118	064848051010	SAG051	
06238153	064848117010	SAG117	
6238153	064848117010	SAG117	
06238158	064848083010	SAG083	
6238158	064848083010	SAG083	
06238186	064848083010	SAG083	
6238186	064848083010	SAG083	
06238313	064848093010	SAG093	
6238313	064848093010	SAG093	
06238325	064848141010	SAG141	
6238325	064848141010	SAG141	
06238333	064848055010	SAG055	
6238333	064848055010	SAG055	
06238377	064848107010	SAG107	

TYPE GROUP B3

OES		MAGNETI MARELLI PARTS & SERVICES
CRANKSHAFT SENSOR		
OPEL		
6238377	064848107010	SAG107
06238393	064848124010	SAG124
6238393	064848124010	SAG124
06238395	064848021010	SAG021
06238423	064848047010	SAG047
6238423	064848047010	SAG047
06238459	064848116010	SAG116
6238459	064848116010	SAG116
06238868	064848228010	SAG228
6238868	064848228010	SAG228
06238934	064848241010	SAG241
6238934	064848241010	SAG241
09110560	064848159010	SAG159
9110560	064848159010	SAG159
9110560	064848159010	SAG159
09114603	064848206010	SAG206
9114603	064848206010	SAG206
09115115	064848120010	SAG120
9115115	064848120010	SAG120
09118150	064848060010	SAG060
9118150	064848060010	SAG060
09118368	064848019010	SAG019
9118368	064848019010	SAG019
09174621	064848107010	SAG107
9174621	064848107010	SAG107
9177221	064848078010	SAG078
09195885	064848031010	SAG031
9195885	064848031010	SAG031
09201843	064848153010	SAG153
9201843	064848153010	SAG153
10456250	064848051010	SAG051
010456515	064848051010	SAG051
10456515	064848051010	SAG051
010456604	064848020010	SAG020
10456604	064848020010	SAG020
012566848	064848237010	SAG237
12566848	064848237010	SAG237
012567712	064848083010	SAG083
12567712	064848083010	SAG083
012582652	064848237010	SAG237
12582652	064848237010	SAG237
012588992	064848231010	SAG231
12588992	064848231010	SAG231
012590991	064848224010	SAG224
12590991	064848224010	SAG224
012613030	064848224010	SAG224
12613030	064848224010	SAG224
012615626	064848229010	SAG229
12615626	064848229010	SAG229
012789959	064848241010	SAG241
12789959	064848241010	SAG241
12855170	064848133010	SAG133
12855457	064848025010	SAG025
24576398	064848083010	SAG083
25360233	064848124010	SAG124

OES		MAGNETI MARELLI PARTS & SERVICES
CRANKSHAFT SENSOR		
OPEL		
0031537228	064848146010	SAG146
0031537428	064848146010	SAG146
055216242	064848080010	SAG080
55216242	064848080010	SAG080
055354601	064848069010	SAG069
55354601	064848069010	SAG069
055555806	064848223010	SAG223
55555806	064848223010	SAG223
55557326	064848078010	SAG078
055567243	064848228010	SAG228
55567243	064848228010	SAG228
55571994	064848227010	SAG227
090213515	064848093010	SAG093
90213515	064848093010	SAG093
090337650	064848124010	SAG124
90337650	064848124010	SAG124
090357491	064848141010	SAG141
90357491	064848141010	SAG141
090451441	064848093010	SAG093
90451441	064848093010	SAG093
090451442	064848141010	SAG141
90451442	064848141010	SAG141
090464741	064848021010	SAG021
90464741	064848021010	SAG021
090483739	064848124010	SAG124
90483739	064848124010	SAG124
090492006	064848055010	SAG055
90492006	064848055010	SAG055
090506103	064848107010	SAG107
90506103	064848107010	SAG107
090512494	064848276010	SAG276
90512494	064848276010	SAG276
090520854	064848137010	SAG137
90520854	064848137010	SAG137
090520856	064848116010	SAG116
90520856	064848116010	SAG116
090532619	064848019010	SAG019
90532619	064848019010	SAG019
090540188	064848021010	SAG021
090589767	064848060010	SAG060
90589767	064848060010	SAG060
091153898	064848047010	SAG047
91153898	064848047010	SAG047
091167211	064848246010	SAG246
91167211	064848246010	SAG246
93161272	064848153010	SAG153
093178045	064848025010	SAG025
93178045	064848025010	SAG025
093179391	064848133010	SAG133
93179391	064848133010	SAG133
093179433	064848255010	SAG255
93179433	064848255010	SAG255
093179850	064848069010	SAG069
93179850	064848069010	SAG069
093193372	064848025010	SAG025

OES		 PARTS & SERVICES	
CRANKSHAFT SENSOR			
OPEL			
93193372	064848025010	SAG025	
093243251	064848057010	SAG057	
93243251	064848057010	SAG057	
093852584	064848203010	SAG203	
93852584	064848203010	SAG203	
093857630	064848246010	SAG246	
93857630	064848246010	SAG246	
093857943	064848203010	SAG203	
93857943	064848203010	SAG203	
93859837	064848246010	SAG246	
093859838	064848277010	SAG277	
93859838	064848277010	SAG277	
94856808	064848259010	SAG259	
94859444	064848259010	SAG259	
96183235	064848098010	SAG098	
96253542	064848106010	SAG106	
096325868	064848210010	SAG210	
96325868	064848210010	SAG210	
096418382	064848051010	SAG051	
96418382	064848051010	SAG051	
96434780	064848106010	SAG106	
97174899	064848212010	SAG212	
097180388	064848117010	SAG117	
97180388	064848117010	SAG117	
097226992	064848174010	SAG174	
97226992	064848174010	SAG174	
097376977	064848174010	SAG174	
97376977	064848174010	SAG174	
1238223J	064848120010	SAG120	
PEUGEOT			
252929	064848280010	SAG280	
252980	064848279010	SAG279	
591879	064848066010	SAG066	
591881	064848150010	SAG150	
591884	064848066010	SAG066	
591885	064848027010	SAG027	
591887	064848150010	SAG150	
591890	064848150010	SAG150	
594009	111040211105	CWM02/5	
616024	064848027010	SAG027	
616070	064848028010	SAG028	
91541075	064848150010	SAG150	
95624993	111040211106	CWM02/6	
96037097	064848150010	SAG150	
96067317	064848150010	SAG150	
96068168	064848150010	SAG150	
96068172	064848150010	SAG150	
96085170	064848156010	SAG156	
96222098	064848150010	SAG150	
96222624	064848156010	SAG156	
96324005	064848157010	SAG157	
96328897	064848202010	SAG202	
96334757	064848126010	SAG126	
96357329	064848216010	SAG216	
96372208	064848168010	SAG168	

OES		 PARTS & SERVICES	
CRANKSHAFT SENSOR			
PEUGEOT			
96374659	064848164010	SAG164	
96374669	064848168010	SAG168	
96399998	064848164010	SAG164	
96399999	064848130010	SAG130	
96406277	064848217010	SAG217	
96468233	064848217010	SAG217	
96647321	064848222010	SAG222	
1612907480	111040211102	CWM02/2	
9606731780	064848150010	SAG150	
9606816880	064848150010	SAG150	
9606817280	064848150010	SAG150	
9608517080	064848156010	SAG156	
9622209880	064848150010	SAG150	
9622262480	064848156010	SAG156	
9623111980	064848028010	SAG028	
9632400580	064848157010	SAG157	
9632889780	064848202010	SAG202	
9633475780	064848126010	SAG126	
9635057280	064848028010	SAG028	
9635080680	064848028010	SAG028	
9635732980	064848216010	SAG216	
9637220880	064848168010	SAG168	
9637465980	064848164010	SAG164	
9637466080	064848130010	SAG130	
9637466980	064848168010	SAG168	
9639999880	064848164010	SAG164	
9639999980	064848130010	SAG130	
9640627780	064848217010	SAG217	
9643695780	064848169010	SAG169	
9646823380	064848217010	SAG217	
9649191180	064848278010	SAG278	
9664387280	064848167010	SAG167	
9664387380	064848167010	SAG167	
9664732180	064848222010	SAG222	
9664893880	064848169010	SAG169	
9665524680	064848222010	SAG222	
9675323280	064848281010	SAG281	
9677539480	064848270010	SAG270	
9803788880	064848281010	SAG281	
1131J7	064848110010	SAG110	
19204A	064848156010	SAG156	
19207N	064848157010	SAG157	
19207P	064848126010	SAG126	
19208S	064848202010	SAG202	
19209C	064848216010	SAG216	
1920AV	064848130010	SAG130	
1920AW	064848164010	SAG164	
1920C3	064848150010	SAG150	
1920CP	064848089010	SAG089	
1920E2	064848150010	SAG150	
1920EH	064848168010	SAG168	
1920EN	064848217010	SAG217	
1920EW	111040211102	CWM02/2	
1920F5	064848150010	SAG150	
1920FA	064820084010	SEN8E	

TYPE GROUP B3

OES		MAGNETI MARELLI PARTS & SERVICES
CRANKSHAFT SENSOR		
PEUGEOT		
1920FP	064848217010	SAG217
1920GJ	064848169010	SAG169
1920HW	064848152010	SAG152
1920J5	064848156010	SAG156
1920LR	064848261010	SAG261
1920LV	064848002010	SAG002
1920PW	064848167010	SAG167
1920QC	064848254010	SAG254
1920QS	064848222010	SAG222
1920SQ	064848025010	SAG025
1920T6	064848150010	SAG150
1920W9	064848150010	SAG150
1920Y9	064848048010	SAG048
1920Z3	064848156010	SAG156
2529S8	064848282010	SAG282
2529TN	064848252010	SAG252
2529V1	064848278010	SAG278
2576083A	064848027010	SAG027
576083A	064848027010	SAG027
V756175380	064848261010	SAG261
V75617538001	064848261010	SAG261
V75617538003	064848261010	SAG261
PORSCHE		
94460611500	064848047010	SAG047
95560637100	064848056010	SAG056
95890643301	064848243010	SAG243
99660610601	064848239010	SAG239
99660610602	064848239010	SAG239
06H906433C	064848243010	SAG243
PSA		
252929	064848280010	SAG280
591879	064848066010	SAG066
591881	064848150010	SAG150
591884	064848066010	SAG066
591887	064848150010	SAG150
591890	064848150010	SAG150
594009	111040211105	CWM02/5
616024	064848027010	SAG027
616070	064848028010	SAG028
91541075	064848150010	SAG150
96037097	064848150010	SAG150
96067317	064848150010	SAG150
96068168	064848150010	SAG150
96068172	064848150010	SAG150
96085170	064848156010	SAG156
96222098	064848150010	SAG150
96222624	064848156010	SAG156
96324005	064848157010	SAG157
96328897	064848202010	SAG202
96334757	064848126010	SAG126
96357329	064848216010	SAG216
96372208	064848168010	SAG168
96374659	064848164010	SAG164
96374669	064848168010	SAG168
96399998	064848164010	SAG164

OES		MAGNETI MARELLI PARTS & SERVICES
CRANKSHAFT SENSOR		
PSA		
96399999	064848130010	SAG130
96406277	064848217010	SAG217
96468233	064848217010	SAG217
96647321	064848222010	SAG222
9606731780	064848150010	SAG150
9606816880	064848150010	SAG150
9606817280	064848150010	SAG150
9608517080	064848156010	SAG156
9622209880	064848150010	SAG150
9622262480	064848156010	SAG156
9623111980	064848028010	SAG028
9632400580	064848157010	SAG157
9632889780	064848202010	SAG202
9633475780	064848126010	SAG126
9635057280	064848028010	SAG028
9635080680	064848028010	SAG028
9635732980	064848216010	SAG216
9637220880	064848168010	SAG168
9637465980	064848164010	SAG164
9637466080	064848130010	SAG130
9637466980	064848168010	SAG168
9639999880	064848164010	SAG164
9639999980	064848130010	SAG130
9640627780	064848217010	SAG217
9643695780	064848169010	SAG169
9646823380	064848217010	SAG217
9649191180	064848278010	SAG278
9664387280	064848167010	SAG167
9664387380	064848167010	SAG167
9664732180	064848222010	SAG222
9664893880	064848169010	SAG169
9665524680	064848222010	SAG222
19204A	064848156010	SAG156
19207N	064848157010	SAG157
19207P	064848126010	SAG126
19208S	064848202010	SAG202
19209C	064848216010	SAG216
1920AV	064848130010	SAG130
1920AW	064848164010	SAG164
1920C3	064848150010	SAG150
1920CP	064848089010	SAG089
1920E2	064848150010	SAG150
1920EH	064848168010	SAG168
1920EN	064848217010	SAG217
1920EW	111040211102	CWM02/2
1920F5	064848150010	SAG150
1920FP	064848217010	SAG217
1920GJ	064848169010	SAG169
1920HW	064848152010	SAG152
1920J5	064848156010	SAG156
1920LR	064848261010	SAG261
1920LV	064848002010	SAG002
1920PW	064848167010	SAG167
1920QS	064848222010	SAG222
1920SQ	064848025010	SAG025

OES		 PARTS & SERVICES	
CRANKSHAFT SENSOR			
PSA			
1920W9	064848150010	SAG150	
1920Y9	064848048010	SAG048	
1920Z3	064848156010	SAG156	
2529S8	064848282010	SAG282	
2529V1	064848278010	SAG278	
576083A	064848027010	SAG027	
PUCH			
0031538628	064848023010	SAG023	
RENAULT			
5000288407	064820083010	SEN8D	
5010412449	064848019010	SAG019	
6001545512	064848161010	SAG161	
6001548175	064848194010	SAG194	
7401367645	064848066010	SAG066	
7420513343	064848019010	SAG019	
7421426987	064848019010	SAG019	
7433547699	064848084010	SAG084	
7700100008	064848280010	SAG280	
7700100566	064848161010	SAG161	
7700100650	064848114010	SAG114	
7700101969	064848194010	SAG194	
7700101970	064848159010	SAG159	
7700101971	064848129010	SAG129	
7700103069	064848159010	SAG159	
7700103486	064848153010	SAG153	
7700108073	064848143010	SAG143	
7700108081	064848143010	SAG143	
7700109055	064848161010	SAG161	
7700110571	064848052010	SAG052	
7700113552	064848246010	SAG246	
7700116378	064848279010	SAG279	
7700273419	064848129010	SAG129	
7700300992	064848131010	SAG131	
7700377184	064848122010	SAG122	
7700414694	064848140010	SAG140	
7700418919	064848140010	SAG140	
7700720341	064848095010	SAG095	
7700725811	064848095010	SAG095	
7700728637	064848158010	SAG158	
7700728638	064848036010	SAG036	
7700728639	064848095010	SAG095	
7700732300	064848095010	SAG095	
7700739787	064848095010	SAG095	
7700739791	064848095010	SAG095	
7700739792	064848095010	SAG095	
7700739793	064848036010	SAG036	
7700739794	064848158010	SAG158	
7700747548	064848036010	SAG036	
7700747549	064848128010	SAG128	
7700748442	064848158010	SAG158	
7700840042	064848140010	SAG140	
7700850589	064848128010	SAG128	
7700855719	064848036010	SAG036	
7700859831	064848036010	SAG036	
7700875184	064848194010	SAG194	

OES		 PARTS & SERVICES	
CRANKSHAFT SENSOR			
RENAULT			
7701052664	064848212010	SAG212	
7701065378	064848253010	SAG253	
7701065844	064848285010	SAG285	
7701067658	064848285010	SAG285	
7701068388	064848253010	SAG253	
7701402250	111040211103	CWM02/3	
7701474895	064848242010	SAG242	
7701475257	064848242010	SAG242	
7701477748	064848242010	SAG242	
8200008334	064848242010	SAG242	
8200012097	111001178501	CVS02	
8200038472	064848153010	SAG153	
8200187804	064848235010	SAG235	
8200260327	064848203010	SAG203	
8200298551	064848242010	SAG242	
8200370572	064848153010	SAG153	
8200373588	064848235010	SAG235	
8200396919	064848194010	SAG194	
8200434068	064848235010	SAG235	
8200436025	064848194010	SAG194	
8200439315	064848161010	SAG161	
8200443891	064848246010	SAG246	
8200468645	064848159010	SAG159	
8200468646	064848129010	SAG129	
8200468647	064848143010	SAG143	
8200513668	064848203010	SAG203	
8200547283	064848190010	SAG190	
8200643171	064848163010	SAG163	
8200647554	064848160010	SAG160	
8200647556	064848103010	SAG103	
8200676078	064848277010	SAG277	
8200676161	064848242010	SAG242	
8200688405	064848246010	SAG246	
8200688406	064848161010	SAG161	
8200691795	064848235010	SAG235	
8200746497	064848195010	SAG195	
8200789528	064848153010	SAG153	
8200885209	064848209010	SAG209	
8200995209	064848209010	SAG209	
8201040861	064848161010	SAG161	
9622209880	064848150010	SAG150	
9632889780	064848202010	SAG202	
9634049880	064848202010	SAG202	
319351XF00	064848252010	SAG252	
319359125R	111001178501	CVS02	
7700103069A	064848159010	SAG159	
7700273419A	064848129010	SAG129	
7700875184B	064848194010	SAG194	
8200370572D	064848153010	SAG153	
RENAULT TRUCKS			
5010412449	064848019010	SAG019	
7420513343	064848019010	SAG019	
7421426987	064848019010	SAG019	

TYPE GROUP B3

OES		 PARTS & SERVICES	
CRANKSHAFT SENSOR			
ROVER			
ERR2079	064848045010	SAG045	
ERR6119	064848091010	SAG091	
ERR6357	064848091010	SAG091	
NSC100110	064848081010	SAG081	
NSC100110L	064848081010	SAG081	
NSC100330	064848091010	SAG091	
NSC100340	064848091010	SAG091	
NSC100390	064848091010	SAG091	
NSC100760	064848091010	SAG091	
NSC100760SLP	064848091010	SAG091	
NSC106100	064848144010	SAG144	
SAAB			
4227203	064848093010	SAG093	
5951819	064848212010	SAG212	
9115115	064848120010	SAG120	
9118368	064848019010	SAG019	
9177221	064848078010	SAG078	
9185232	064848031010	SAG031	
12566848	064848237010	SAG237	
12582652	064848237010	SAG237	
12588992	064848231010	SAG231	
12590991	064848224010	SAG224	
12613030	064848224010	SAG224	
12615626	064848229010	SAG229	
12789959	064848241010	SAG241	
30561772	064848078010	SAG078	
55555806	064848223010	SAG223	
55557326	064848078010	SAG078	
90490496	064848031010	SAG031	
90532619	064848019010	SAG019	
93179391	064848133010	SAG133	
93179433	064848255010	SAG255	
97174899	064848212010	SAG212	
SEAT			
001927321	064848275010	SAG275	
021907319	064848064010	SAG064	
022957147	064848065010	SAG065	
032906433	064848155010	SAG155	
034905381	064848009010	SAG009	
036906433	064848166010	SAG166	
038907319	064848138010	SAG138	
045957147	064848134010	SAG134	
047906433	064848077010	SAG077	
050906433	064848127010	SAG127	
071957147	064848049010	SAG049	
077905381	064848009010	SAG009	
078905375	064848009010	SAG009	
078905381	064848009010	SAG009	
078906433	064848038010	SAG038	
095927321	064848026010	SAG026	
001927321A	064848266010	SAG266	
012409191D	064848180010	SAG180	
01M927321	064848215010	SAG215	
01M927321B	064848220010	SAG220	
021907319B	064848064010	SAG064	

OES		 PARTS & SERVICES	
CRANKSHAFT SENSOR			
SEAT			
028907319B	064848142010	SAG142	
028947500A	064820162010	SEN8K	
030957147A	064848256010	SAG256	
030957147AA	064848256010	SAG256	
030957147AB	064848256010	SAG256	
030957147B	064848257010	SAG257	
030957147E	064848256010	SAG256	
030957147G	064848145010	SAG145	
030957147H	064848257010	SAG257	
030957147J	064848256010	SAG256	
030957147M	064848256010	SAG256	
030957147N	064848256010	SAG256	
030957147S	064848132010	SAG132	
030957147T	064848257010	SAG257	
032906433A	064848155010	SAG155	
032906433B	064848155010	SAG155	
034905381A	064848009010	SAG009	
034905381B	064848009010	SAG009	
035905381B	064848009010	SAG009	
036906433A	064848166010	SAG166	
036906433B	064848287010	SAG287	
036906433E	064848166010	SAG166	
037906433A	064848118010	SAG118	
037906433B	064848118010	SAG118	
037906433C	064848118010	SAG118	
038907319A	064848238010	SAG238	
038907319E	064848232010	SAG232	
038907319F	064848238010	SAG238	
038957147E	064848245010	SAG245	
03C906433A	064848155010	SAG155	
03C906433B	064848155010	SAG155	
03C906433C	064848155010	SAG155	
03C906433E	064848155010	SAG155	
03D906433	064848226010	SAG226	
03D906433A	064848226010	SAG226	
045907319A	064848134010	SAG134	
045957147C	064848134010	SAG134	
04C906433	064848289010	SAG289	
04C906433A	064848289010	SAG289	
04L906433	064848286010	SAG286	
04L906433A	064848286010	SAG286	
04L906433B	064848286010	SAG286	
04L906433E	064848286010	SAG286	
06A906433A	064848090010	SAG090	
06A906433B	064848100010	SAG100	
06A906433C	064848018010	SAG018	
06A906433E	064848090010	SAG090	
06A906433F	064848033010	SAG033	
06A906433G	064848100010	SAG100	
06A906433K	064848100010	SAG100	
06A906433L	064848100010	SAG100	
06A906433N	064848100010	SAG100	
06H905163A	064848155010	SAG155	
06H906433B	064848243010	SAG243	
06H906433C	064848243010	SAG243	

OE	MAGNETI MARELLI PARTS & SERVICES
CRANKSHAFT SENSOR	
SEAT	
06H906433D	064848243010 SAG243
06K906433	064848271010 SAG271
077905381A	064848009010 SAG009
077905381G	064848056010 SAG056
077905381N	064848056010 SAG056
078905381A	064848009010 SAG009
078906433A	064848017010 SAG017
078906433B	064848096010 SAG096
095927321A	064848026010 SAG026
095927321B	064848221010 SAG221
095927321C	064848026010 SAG026
0B8927321	064848239010 SAG239
1H0919149A	064848183010 SAG183
1H0919149C	064848184010 SAG184
SE028947500A	064820162010 SEN8K
SKODA	
001927321	064848275010 SAG275
021907319	064848064010 SAG064
022957147	064848065010 SAG065
032906433	064848155010 SAG155
034905381	064848009010 SAG009
036906433	064848166010 SAG166
038907319	064848138010 SAG138
045957147	064848134010 SAG134
047906433	064848077010 SAG077
050906433	064848127010 SAG127
071957147	064848049010 SAG049
077905381	064848009010 SAG009
078905375	064848009010 SAG009
078905381	064848009010 SAG009
078906433	064848038010 SAG038
095927321	064848026010 SAG026
001927321A	064848266010 SAG266
012409191D	064848180010 SAG180
01M927321	064848215010 SAG215
01M927321B	064848220010 SAG220
021907319B	064848064010 SAG064
028907319B	064848142010 SAG142
028947500A	064820162010 SEN8K
030957147A	064848256010 SAG256
030957147AA	064848256010 SAG256
030957147AB	064848256010 SAG256
030957147B	064848257010 SAG257
030957147E	064848256010 SAG256
030957147G	064848145010 SAG145
030957147H	064848257010 SAG257
030957147J	064848256010 SAG256
030957147M	064848256010 SAG256
030957147N	064848256010 SAG256
030957147S	064848132010 SAG132
030957147T	064848257010 SAG257
032906433A	064848155010 SAG155
032906433B	064848155010 SAG155
034905381A	064848009010 SAG009
034905381B	064848009010 SAG009

OE	MAGNETI MARELLI PARTS & SERVICES
CRANKSHAFT SENSOR	
SKODA	
035905381B	064848009010 SAG009
036906433A	064848166010 SAG166
036906433B	064848287010 SAG287
036906433E	064848166010 SAG166
037906433A	064848118010 SAG118
037906433B	064848118010 SAG118
037906433C	064848118010 SAG118
038907319A	064848238010 SAG238
038907319E	064848232010 SAG232
038907319F	064848238010 SAG238
038957147E	064848245010 SAG245
03C906433A	064848155010 SAG155
03C906433B	064848155010 SAG155
03C906433C	064848155010 SAG155
03C906433E	064848155010 SAG155
03D906433	064848226010 SAG226
03D906433A	064848226010 SAG226
045907319A	064848134010 SAG134
045957147C	064848134010 SAG134
04C906433	064848289010 SAG289
04C906433A	064848289010 SAG289
04L906433	064848286010 SAG286
04L906433A	064848286010 SAG286
04L906433B	064848286010 SAG286
04L906433E	064848286010 SAG286
06A906433A	064848090010 SAG090
06A906433B	064848100010 SAG100
06A906433C	064848018010 SAG018
06A906433E	064848090010 SAG090
06A906433F	064848033010 SAG033
06A906433G	064848100010 SAG100
06A906433K	064848100010 SAG100
06A906433L	064848100010 SAG100
06A906433N	064848100010 SAG100
06H905163A	064848155010 SAG155
06H906433B	064848243010 SAG243
06H906433C	064848243010 SAG243
06H906433D	064848243010 SAG243
06K906433	064848271010 SAG271
077905381A	064848009010 SAG009
077905381G	064848056010 SAG056
077905381N	064848056010 SAG056
078905381A	064848009010 SAG009
078906433A	064848017010 SAG017
078906433B	064848096010 SAG096
095927321A	064848026010 SAG026
095927321B	064848221010 SAG221
095927321C	064848026010 SAG026
0B8927321	064848239010 SAG239
1H0919149A	064848183010 SAG183
1H0919149C	064848184010 SAG184
SE028947500A	064820162010 SEN8K

TYPE GROUP B3

OES		MAGNET MARELLI PARTS & SERVICES
CRANKSHAFT SENSOR		
SMART		
0031532728	064848023010	SAG023
0031532828	064848023010	SAG023
0051535928	064848205010	SAG205
0061533928	064848208010	SAG208
0003117V002	064848024010	SAG024
0003117V00200000	064848024010	SAG024
A0061533928	064848208010	SAG208
SSANGYONG		
0031537228	064848146010	SAG146
0031537328	064848218010	SAG218
0031537428	064848146010	SAG146
0031537528	064848218010	SAG218
SUBARU		
8941322010	064848269010	SAG269
31937KA060	064848251010	SAG251
3322063J00	064848234010	SAG234
3322080G00	064848053010	SAG053
SUZUKI		
3322085E10	064848025010	SAG025
2477062JE0000	064848273010	SAG273
2614360G10	064848276010	SAG276
2614360G10000	064848276010	SAG276
3322050M20	064848234010	SAG234
3322050M20000	064848234010	SAG234
3322055L00	064848133010	SAG133
3322055L00000	064848133010	SAG133
3322055L10	064848080010	SAG080
3322055L10000	064848080010	SAG080
3322055L20	064848080010	SAG080
3322055L20000	064848080010	SAG080
3322063J00	064848234010	SAG234
3322063J00000	064848234010	SAG234
3322064L20	064848234010	SAG234
3322064L20000	064848234010	SAG234
3322067G01	064848217010	SAG217
3322067G01000	064848217010	SAG217
3322067G02	064848217010	SAG217
3322067G02000	064848217010	SAG217
3322067J00	064848246010	SAG246
3322067J00000	064848246010	SAG246
3322067J01	064848246010	SAG246
3322067J01000	064848246010	SAG246
3322067J02	064848277010	SAG277
3322067J02000	064848277010	SAG277
3322067J10	064848153010	SAG153
3322067J11	064848153010	SAG153
3322067J11000	064848153010	SAG153
3322067J12	064848153010	SAG153
3322067J12000	064848153010	SAG153
3322078J01	064848224010	SAG224
3322078J01000	064848224010	SAG224
3322079JR0	064848255010	SAG255
3322079JR0000	064848255010	SAG255
3322080G00	064848053010	SAG053
3322080G00000	064848053010	SAG053

OES		MAGNET MARELLI PARTS & SERVICES
CRANKSHAFT SENSOR		
SUZUKI		
3322080K00	064848209010	SAG209
3322080K00000	064848209010	SAG209
3322085E10000	064848025010	SAG025
3322085E11000	064848025010	SAG025
33220N86J00	064848025010	SAG025
33220N86J00000	064848025010	SAG025
3322385Z00	064848051010	SAG051
3322385Z00000	064848051010	SAG051
3395784A02000	064848161010	SAG161
3544284CT1	064848161010	SAG161
3544284CT1000	064848161010	SAG161
3544286CA0	064848161010	SAG161
3544286CA0000	064848161010	SAG161
3544286CA1	064848161010	SAG161
3544286CA1000	064848161010	SAG161
TOYOTA		
1931178060	064848212010	SAG212
8941322010	064848269010	SAG269
8941352030	064848273010	SAG273
8941370010	064848282010	SAG282
8941370020	064848282010	SAG282
9008019013	064848259010	SAG259
9008019024	064848123010	SAG123
9091905020	064848092010	SAG092
9091905025	064848046010	SAG046
9091905030	064848259010	SAG259
9091905042	064848283010	SAG283
9091905043	064848258010	SAG258
9091905045	064848136010	SAG136
9091905047	064848123010	SAG123
9091905052	064848092010	SAG092
9091905053	064848212010	SAG212
9091905062	064848152010	SAG152
9091905063	064848212010	SAG212
9091905064	064848267010	SAG267
9091905067	064848123010	SAG123
9091905069	064848267010	SAG267
9091905081	064848136010	SAG136
9091905087	064848136010	SAG136
90919W5002	064848152010	SAG152
SU00100640	064848168010	SAG168
SU00100873	064848167010	SAG167
VAUXHALL		
1238223	064848120010	SAG120
1238938	064848020010	SAG020
6238313	064848093010	SAG093
6238393	064848124010	SAG124
9114603	064848206010	SAG206
09115115	064848120010	SAG120
9115115	064848120010	SAG120
9118150	064848060010	SAG060
9118368	064848019010	SAG019
010456257	064848083010	SAG083
10456604	064848020010	SAG020
12566848	064848237010	SAG237

OES		 PARTS & SERVICES	
CRANKSHAFT SENSOR			
VAUXHALL			
12582652	064848237010	SAG237	
12613030	064848224010	SAG224	
55567243	064848228010	SAG228	
90451441	064848093010	SAG093	
90451442	064848141010	SAG141	
90506103	064848107010	SAG107	
90512494	064848276010	SAG276	
90520854	064848137010	SAG137	
90520856	064848116010	SAG116	
93179850	064848069010	SAG069	
93243251	064848057010	SAG057	
93852584	064848203010	SAG203	
93857943	064848203010	SAG203	
93859838	064848277010	SAG277	
96325868	064848210010	SAG210	
97180388	064848117010	SAG117	
97226992	064848174010	SAG174	
VOLKSWAGEN			
001927321	064848275010	SAG275	
021907319	064848064010	SAG064	
022957147	064848065010	SAG065	
032906433	064848155010	SAG155	
034905381	064848009010	SAG009	
036906433	064848166010	SAG166	
038907319	064848138010	SAG138	
045957147	064848134010	SAG134	
047906433	064848077010	SAG077	
050906433	064848127010	SAG127	
071957147	064848049010	SAG049	
077905381	064848009010	SAG009	
078905375	064848009010	SAG009	
078905381	064848009010	SAG009	
078906433	064848038010	SAG038	
095927321	064848026010	SAG026	
001927321A	064848266010	SAG266	
012409191D	064848180010	SAG180	
01M927321	064848215010	SAG215	
01M927321B	064848220010	SAG220	
021906433E	064848096010	SAG096	
021907319B	064848064010	SAG064	
028907319B	064848142010	SAG142	
028947500A	064820162010	SEN8K	
030957147A	064848256010	SAG256	
030957147AA	064848256010	SAG256	
030957147AB	064848256010	SAG256	
030957147B	064848257010	SAG257	
030957147E	064848256010	SAG256	
030957147G	064848145010	SAG145	
030957147H	064848257010	SAG257	
030957147J	064848256010	SAG256	
030957147M	064848256010	SAG256	
030957147N	064848256010	SAG256	
030957147S	064848132010	SAG132	
030957147T	064848257010	SAG257	
032906433A	064848155010	SAG155	

OES		 PARTS & SERVICES	
CRANKSHAFT SENSOR			
VOLKSWAGEN			
032906433B	064848155010	SAG155	
034905381A	064848009010	SAG009	
034905381B	064848009010	SAG009	
035905381B	064848009010	SAG009	
036906433A	064848166010	SAG166	
036906433B	064848287010	SAG287	
036906433E	064848166010	SAG166	
037906433A	064848118010	SAG118	
037906433B	064848118010	SAG118	
037906433C	064848118010	SAG118	
038907319A	064848238010	SAG238	
038907319E	064848232010	SAG232	
038907319F	064848238010	SAG238	
038957147E	064848245010	SAG245	
03C906433A	064848155010	SAG155	
03C906433B	064848155010	SAG155	
03C906433C	064848155010	SAG155	
03C906433E	064848155010	SAG155	
03D906433	064848226010	SAG226	
03D906433A	064848226010	SAG226	
045907319A	064848134010	SAG134	
045957147C	064848134010	SAG134	
04C906433	064848289010	SAG289	
04C906433A	064848289010	SAG289	
04L906433	064848286010	SAG286	
04L906433A	064848286010	SAG286	
04L906433B	064848286010	SAG286	
04L906433E	064848286010	SAG286	
06A906433A	064848090010	SAG090	
06A906433B	064848100010	SAG100	
06A906433C	064848018010	SAG018	
06A906433E	064848090010	SAG090	
06A906433F	064848033010	SAG033	
06A906433G	064848100010	SAG100	
06A906433K	064848100010	SAG100	
06A906433L	064848100010	SAG100	
06A906433N	064848100010	SAG100	
06H905163A	064848155010	SAG155	
06H906433B	064848243010	SAG243	
06H906433C	064848243010	SAG243	
06H906433D	064848243010	SAG243	
06K906433	064848271010	SAG271	
077905381A	064848009010	SAG009	
077905381G	064848056010	SAG056	
077905381N	064848056010	SAG056	
078905381A	064848009010	SAG009	
078906433A	064848017010	SAG017	
078906433B	064848096010	SAG096	
095927321A	064848026010	SAG026	
095927321B	064848221010	SAG221	
095927321C	064848026010	SAG026	
0B8927321	064848239010	SAG239	
1H0919149A	064848183010	SAG183	
1H0919149C	064848184010	SAG184	
SE028947500A	064820162010	SEN8K	

TYPE GROUP B3

OES		 PARTS & SERVICES	
CRANKSHAFT SENSOR			
VOLVO			
271949	064848059010	SAG059	
1077500	064848225010	SAG225	
1270603	064848086010	SAG086	
1317030	064848047010	SAG047	
1367645	064848066010	SAG066	
1389399	064848059010	SAG059	
3171490	064848225010	SAG225	
3209826	064848095010	SAG095	
3507941	064848084010	SAG084	
3547699	064848084010	SAG084	
3547847	064848059010	SAG059	
3962959	064848225010	SAG225	
8627355	064848230010	SAG230	
8653703	064848169010	SAG169	
8691099	064848171010	SAG171	
13170303	064848047010	SAG047	
13676457	064848066010	SAG066	
13893995	064848059010	SAG059	
20513343	064848019010	SAG019	
30617112	064848246010	SAG246	

OES		 PARTS & SERVICES	
CRANKSHAFT SENSOR			
VOLVO			
30711104	064848168010	SAG168	
30711660	064848008010	SAG008	
30713485	064848230010	SAG230	
30816491	064848085010	SAG085	
30865096	064848052010	SAG052	
30883794	064848153010	SAG153	
31216651	064848153010	SAG153	
31216677	064848167010	SAG167	
31331765	064848230010	SAG230	
32098261	064848095010	SAG095	
35079417	064848084010	SAG084	
35476693	064848084010	SAG084	
35476993	064848084010	SAG084	
35478478	064848059010	SAG059	
308164912	064848085010	SAG085	
30711660A	064848008010	SAG008	
31216677AA	064848167010	SAG167	
8653703A	064848169010	SAG169	
8691099A	064848171010	SAG171	

OES		 PARTS & SERVICES	
EXHAUST GAS TEMPERATURE SENSOR			
CHRYSLER			
51852762	172000223010	STS0223	
51867072	172000243010	STS0243	
55229330	172000243010	STS0243	
05146223AA	172000223010	STS0223	
5146223AA	172000223010	STS0223	
68082426AA	172000193010	STS0193	
68082426AB	172000193010	STS0193	
68280929AA	172000223010	STS0223	
FIAT			
51779770	172000059010	STS0059	
51790443	172000245010	STS0245	
51791310	172000239010	STS0239	
51802893	172000207010	STS0207	
51825645	172000235010	STS0235	
51825681	172000227010	STS0227	
55184538	172000245010	STS0245	
55190624	172000177010	STS0177	
55197011	172000225010	STS0225	
55199053	172000211010	STS0211	
55199541	172000207010	STS0207	
55199543	172000131010	STS0131	
55199672	172000233010	STS0233	
55200036	172000233010	STS0233	
55200037	172000231010	STS0231	
55203808	172000159010	STS0159	
55204763	172000237010	STS0237	
55204765	172000219010	STS0219	
55207100	172000207010	STS0207	
55207108	172000207010	STS0207	
55207978	172000245010	STS0245	
55208250	172000239010	STS0239	
55211327	172000207010	STS0207	
55218447	172000235010	STS0235	
55218472	172000227010	STS0227	
517797700	172000059010	STS0059	
517904430	172000245010	STS0245	
517913100	172000239010	STS0239	
551906240	172000177010	STS0177	
551970110	172000225010	STS0225	
552000360	172000233010	STS0233	
552000370	172000231010	STS0231	
552038080	172000159010	STS0159	
552047650	172000219010	STS0219	
93951802893	172000207010	STS0207	
MERCEDES-BENZ			
A0009055205	172000023010	STS0023	
A0009056404	172000061010	STS0061	
A0009056704	172000151010	STS0151	
A0009058804	172000035010	STS0035	
A0009059000	172000179010	STS0179	
A0009059004	172000185010	STS0185	
A0019050600	172000155010	STS0155	
A0019050700	172000205010	STS0205	
A0019052900	172000185010	STS0185	
A0019053000	172000195010	STS0195	

OES		 PARTS & SERVICES	
EXHAUST GAS TEMPERATURE SENSOR			
MERCEDES-BENZ			
A0019056504	172000205010	STS0205	
A0051531028	172000079010	STS0079	
A0051531128	172000109010	STS0109	
A0051531728	172000199010	STS0199	
A0051532028	172000155010	STS0155	
A0051532228	172000035010	STS0035	
A0051534128	172000023010	STS0023	
A0051539028	172000179010	STS0179	
A0051539228	172000119010	STS0119	
A0051539328	172000169010	STS0169	
A0071530928	172000147010	STS0147	
A0071533328	172000199010	STS0199	
A0071533428	172000035010	STS0035	
A0071536228	172000079010	STS0079	
A0071536328	172000109010	STS0109	
A0071536628	172000151010	STS0151	
A0071536728	172000155010	STS0155	
A0071537528	172000023010	STS0023	
A0071538828	172000179010	STS0179	
A0071538928	172000147010	STS0147	
A0071539028	172000091010	STS0091	
A0071539128	172000119010	STS0119	
A0071539228	172000169010	STS0169	
A0071539428	172000205010	STS0205	
A0071539528	172000035010	STS0035	
A0071539628	172000185010	STS0185	
A0071539928	172000199010	STS0199	
A0081532228	172000061010	STS0061	
A0081532728	172000091010	STS0091	
A0081532828	172000169010	STS0169	
A0081533428	172000023010	STS0023	
A0081533728	172000151010	STS0151	
A0081534128	172000023010	STS0023	
A9061530328	172000085010	STS0085	
A9061530528	172000187010	STS0187	
OPEL			
855277	172000221010	STS0221	
855387	172000047010	STS0047	
855410	172000043010	STS0043	
855412	172000031010	STS0031	
855415	172000077010	STS0077	
855432	172000209010	STS0209	
855438	172000107010	STS0107	
855457	172000163010	STS0163	
855460	172000197010	STS0197	
855518	172000127010	STS0127	
855632	172000047010	STS0047	
5855375	172000143010	STS0143	
5855376	172000149010	STS0149	
5855377	172000145010	STS0145	
5855387	172000047010	STS0047	
5855410	172000043010	STS0043	
5888375	172000143010	STS0143	
55190616	172000043010	STS0043	
55355404	172000043010	STS0043	

TYPE GROUP C1

OES		 PARTS & SERVICES	
EXHAUST GAS TEMPERATURE SENSOR			
OPEL			
55489472	172000047010	STS0047	
55557466	172000077010	STS0077	
55558578	172000031010	STS0031	
55562433	172000107010	STS0107	
55563955	172000127010	STS0127	
55564977	172000163010	STS0163	
55566086	172000143010	STS0143	
55566185	172000047010	STS0047	
55566621	172000149010	STS0149	
55566631	172000145010	STS0145	
55571362	172000221010	STS0221	
55574183	172000209010	STS0209	
55578799	172000197010	STS0197	
93189198	172000107010	STS0107	
93189914	172000127010	STS0127	
VAG			
070906088	172000121010	STS0121	
076906088	172000203010	STS0203	
036906088C	172000055010	STS0055	
038906088A	172000171010	STS0171	
038906088C	172000087010	STS0087	
038906088D	172000095010	STS0095	
038906088E	172000087010	STS0087	
03G906088	172000019010	STS0019	
03G906088A	172000017010	STS0017	
03G906088AC	172000113010	STS0113	
03G906088AD	172000073010	STS0073	
03G906088AF	172000039010	STS0039	
03G906088AG	172000051010	STS0051	
03G906088AK	172000087010	STS0087	
03G906088AM	172000017010	STS0017	
03G906088AN	172000017010	STS0017	
03G906088AP	172000111010	STS0111	
03G906088AQ	172000081010	STS0081	
03G906088AR	172000057010	STS0057	
03G906088AS	172000133010	STS0133	
03G906088AT	172000017010	STS0017	
03G906088B	172000015010	STS0015	
03G906088BA	172000051010	STS0051	
03G906088D	172000021010	STS0021	
03G906088F	172000027010	STS0027	
03G906088H	172000181010	STS0181	
03G906088J	172000017010	STS0017	
03G906088K	172000019010	STS0019	
03G906088M	172000111010	STS0111	
03G906088N	172000081010	STS0081	
03G906088R	172000181010	STS0181	
03G906088S	172000133010	STS0133	
03K906088A	172000063010	STS0063	
03K906088B	172000033010	STS0033	
03L906088AF	172000153010	STS0153	
03L906088AJ	172000011010	STS0011	
03L906088AK	172000013010	STS0013	
03L906088AT	172000065010	STS0065	
03L906088B	172000137010	STS0137	

OES		 PARTS & SERVICES	
EXHAUST GAS TEMPERATURE SENSOR			
VAG			
03L906088BA	172000137010	STS0137	
03L906088BP	172000069010	STS0069	
03L906088BQ	172000097010	STS0097	
03L906088BS	172000017010	STS0017	
03L906088BT	172000161010	STS0161	
03L906088C	172000137010	STS0137	
03L906088CC	172000013010	STS0013	
03L906088CE	172000015010	STS0015	
03L906088CH	172000053010	STS0053	
03L906088D	172000075010	STS0075	
03L906088DC	172000123010	STS0123	
03L906088DE	172000045010	STS0045	
03L906088DF	172000063010	STS0063	
03L906088DH	172000125010	STS0125	
03L906088DP	172000063010	STS0063	
03L906088E	172000029010	STS0029	
03L906088F	172000173010	STS0173	
03L906088FB	172000123010	STS0123	
03L906088FF	172000063010	STS0063	
03L906088FG	172000025010	STS0025	
03L906088HE	172000045010	STS0045	
03L906088HG	172000063010	STS0063	
03L906088HJ	172000069010	STS0069	
03L906088HK	172000097010	STS0097	
03L906088HM	172000015010	STS0015	
03L906088M	172000013010	STS0013	
03L906088N	172000011010	STS0011	
03L906088P	172000025010	STS0025	
03P906088A	172000129010	STS0129	
03P906088C	172000099010	STS0099	
03P906088D	172000073010	STS0073	
03P906088E	172000099010	STS0099	
045906088D	172000217010	STS0217	
045906088F	172000191010	STS0191	
045906088G	172000101010	STS0101	
04L906088	172000241010	STS0241	
04L906088AE	172000241010	STS0241	
04L906088B	172000189010	STS0189	
04L906088BD	172000251010	STS0251	
04L906088DA	172000249010	STS0249	
04L906088E	172000229010	STS0229	
04L906088K	172000247010	STS0247	
059906088A	172000037010	STS0037	
059906088AC	172000157010	STS0157	
059906088AK	172000115010	STS0115	
059906088AT	172000115010	STS0115	
059906088C	172000165010	STS0165	
059906088M	172000215010	STS0215	
059906088S	172000175010	STS0175	
06F906088	172000093010	STS0093	
06F906088D	172000093010	STS0093	
070906088A	172000187010	STS0187	
070906088AA	172000085010	STS0085	
070906088AC	172000071010	STS0071	
070906088AD	172000049010	STS0049	

OES		 PARTS & SERVICES	
EXHAUST GAS TEMPERATURE SENSOR			
VAG			
070906088AE	172000135010	STS0135	
070906088AF	172000041010	STS0041	
070906088B	172000085010	STS0085	
070906088D	172000213010	STS0213	
070906088E	172000201010	STS0201	
070906088F	172000049010	STS0049	
070906088G	172000057010	STS0057	
070906088P	172000041010	STS0041	
070906088Q	172000135010	STS0135	
070906088R	172000071010	STS0071	
076906088B	172000083010	STS0083	
076906088C	172000203010	STS0203	
076906088E	172000083010	STS0083	
8E0906088	172000105010	STS0105	
VOLVO			
30713642	172000089010	STS0089	
30713739	172000067010	STS0067	
30729648	172000103010	STS0103	
30751456	172000167010	STS0167	
31293031	172000067010	STS0067	
31293032	172000089010	STS0089	
31293139	172000103010	STS0103	
31293172	172000167010	STS0167	
31303026	172000117010	STS0117	
31303032	172000141010	STS0141	

OES		 PARTS & SERVICES	
EXHAUST GAS TEMPERATURE SENSOR			
VOLVO			
31319265	172000183010	STS0183	
31319840	172000183010	STS0183	
31319841	172000141010	STS0141	
31319842	172000117010	STS0117	
31370463	172000167010	STS0167	
31370464	172000103010	STS0103	
31370465	172000089010	STS0089	
31370466	172000183010	STS0183	
31370467	172000141010	STS0141	
31370468	172000117010	STS0117	
31370469	172000067010	STS0067	
31370692	172000141010	STS0141	
31431045	172000167010	STS0167	
31431046	172000103010	STS0103	
31431047	172000089010	STS0089	
31431048	172000183010	STS0183	
31431049	172000117010	STS0117	
31431050	172000067010	STS0067	
31439824	172000141010	STS0141	
50356327	172000067010	STS0067	
50422509	172000167010	STS0167	
50436389	172000089010	STS0089	
30713642AD	172000089010	STS0089	
6G9N12B591EC	172000089010	STS0089	
6G9N12B591FA	172000067010	STS0067	

TYPE GROUP C2

OES		 PARTS & SERVICES	
EXHAUST GAS PRESSURE SENSOR			
ALFA ROMEO			
51792301	215910000900	SPS009	
51855119	215910001300	SPS013	
51908411	215910001300	SPS013	
55198717	215910000100	SPS001	
55227306	215910001300	SPS013	
AUDI			
059906051A	215910000200	SPS002	
059906051C	215910000400	SPS004	
076906051A	215910000300	SPS003	
076906051B	215910000500	SPS005	
07Z906051A	215910001500	SPS015	
07Z906051B	215910000200	SPS002	
4F0131552AK	215910001500	SPS015	
CHEVROLET			
55566186	215910000900	SPS009	
93187247	215910000100	SPS001	
93194121	215910000100	SPS001	
CHRYSLER			
51908411	215910001300	SPS013	
5035213AA	215910000900	SPS009	
5146187AD	215910000700	SPS007	
56044587AA	215910000700	SPS007	
K05035213AA	215910000900	SPS009	
K05146187AD	215910000700	SPS007	
K56044587AA	215910000700	SPS007	
K56044587AB	215910000700	SPS007	
CITROËN			
1606610880	215910001000	SPS010	
1610531380	215910001300	SPS013	
9662143180	215910000800	SPS008	
1618LP	215910000800	SPS008	
1618SV	215910001300	SPS013	
1618Z9	215910000800	SPS008	
DODGE			
5149175AA	215910000300	SPS003	
56044587AA	215910000700	SPS007	
K05149175AA	215910000300	SPS003	
K05149175AB	215910000300	SPS003	
K56044587AA	215910000700	SPS007	
K56044587AB	215910000700	SPS007	
FIAT			
51792301	215910000900	SPS009	
51855119	215910001300	SPS013	
51908411	215910001300	SPS013	
55227306	215910001300	SPS013	
71747292	215910000900	SPS009	
71750558	215910001300	SPS013	
71768359	215910001300	SPS013	
9662143180	215910000800	SPS008	
K05146181AA	215910001300	SPS013	
K05146187AD	215910000700	SPS007	
K05149270AC	215910001300	SPS013	
K05149278AB	215910000700	SPS007	

OES		 PARTS & SERVICES	
EXHAUST GAS PRESSURE SENSOR			
FORD			
1315684	215910000600	SPS006	
1381208	215910000600	SPS006	
1415606	215910000600	SPS006	
1416652	215910000600	SPS006	
1436292	215910000600	SPS006	
1545549	215910001000	SPS010	
1546997	215910001000	SPS010	
1557672	215910000900	SPS009	
1563425	215910000900	SPS009	
1573374	215910001000	SPS010	
1600077	215910001000	SPS010	
1693102	215910001000	SPS010	
1722675	215910001000	SPS010	
1722679	215910001000	SPS010	
1725470	215910001000	SPS010	
1729036	215910001300	SPS013	
1769289	215910001300	SPS013	
1837949	215910001200	SPS012	
3M5A5L200AB	215910000600	SPS006	
6G9N5L200AA	215910001700	SPS017	
6G9N5L200AB	215910001000	SPS010	
6S715H209AC	215910000600	SPS006	
8H425H209AD	215910001700	SPS017	
8V215H209CD	215910001000	SPS010	
9S515E260AB	215910000900	SPS009	
AB395L224AA	215910001000	SPS010	
AV215H209AB	215910001000	SPS010	
BS515E260AA	215910001300	SPS013	
BS515E260AB	215910001300	SPS013	
CV615L200AA	215910001200	SPS012	
DV615H209AC	215910001200	SPS012	
HYUNDAI			
392102A800	215910001100	SPS011	
INFINITI			
227715DB0A	215910001400	SPS014	
22771HG00C	215910001400	SPS014	
IVECO			
5801356473	215910001300	SPS013	
5801600484	215910001300	SPS013	
JAGUAR			
C2C39730	215910000600	SPS006	
JEEP			
51908411	215910001300	SPS013	
55227306	215910001300	SPS013	
5146842AD	215910001300	SPS013	
5149175AA	215910000300	SPS003	
5149278AB	215910000700	SPS007	
56044587AA	215910000700	SPS007	
K05035213AA	215910000900	SPS009	
K05146842AD	215910001300	SPS013	
K05149175AA	215910000300	SPS003	
K05149175AB	215910000300	SPS003	
K05149235AB	215910000700	SPS007	
K05149277AB	215910000700	SPS007	
K05149278AB	215910000700	SPS007	

OE		MAGNETI MARELLI PARTS & SERVICES
EXHAUST GAS PRESSURE SENSOR		
JEEP		
K56044587AA	215910000700	SPS007
K56044587AB	215910000700	SPS007
K68078181AA	215910000700	SPS007
K68228804AA	215910001300	SPS013
KIA		
392102A800	215910001100	SPS011
LANCIA		
51792301	215910000900	SPS009
51855119	215910001300	SPS013
51908411	215910001300	SPS013
71747292	215910000900	SPS009
9662143180	215910000800	SPS008
K05146187AD	215910000700	SPS007
K05149278AB	215910000700	SPS007
LAND ROVER		
LR007083	215910000600	SPS006
LR008463	215910000600	SPS006
LR023134	215910001700	SPS017
MHK501130	215910001700	SPS017
MHK501160	215910001700	SPS017
LEXUS		
8948053020	215910001600	SPS016
8948120030	215910001800	SPS018
MAZDA		
R2Y1182B5	215910001100	SPS011
Y40120360	215910000600	SPS006
Y64218215A	215910000600	SPS006
Y64218215B	215910000600	SPS006
Y64518215A	215910001000	SPS010
Y64518215B	215910001000	SPS010
Y65018215	215910000600	SPS006
Y65018215A	215910000600	SPS006
Y66018215A	215910001000	SPS010
MERCEDES-BENZ		
A0041539528	215910000700	SPS007
A0051537428	215910000700	SPS007
A0051537728	215910000700	SPS007
A0061534928	215910000700	SPS007
A0061539528	215910000700	SPS007
A0071536128	215910000700	SPS007
A6079050500	215910001200	SPS012
A6429050100	215910000700	SPS007
A6429050200	215910001400	SPS014
A6711590058	215910001200	SPS012
MINI		
13627805472	215910000800	SPS008
MITSUBISHI		
1865A119	215910000300	SPS003
1865A176	215910000800	SPS008
NISSAN		
2082700Q0G	215910001200	SPS012
2082700Q0K	215910001200	SPS012
227711AT0A	215910001100	SPS011
227711AT0B	215910001100	SPS011
22771JG70A	215910001200	SPS012

OE		MAGNETI MARELLI PARTS & SERVICES
EXHAUST GAS PRESSURE SENSOR		
OPEL		
862040	215910000900	SPS009
0862715	215910000100	SPS001
4407955	215910001200	SPS012
4422694	215910001200	SPS012
4502771	215910001200	SPS012
4502876	215910001200	SPS012
04709270	215910000100	SPS001
055198717	215910000100	SPS001
55198717	215910000100	SPS001
55566186	215910000900	SPS009
093187247	215910000100	SPS001
093194121	215910000100	SPS001
93194121	215910000100	SPS001
93868338	215910001200	SPS012
95519600	215910001200	SPS012
PEUGEOT		
1606610880	215910001000	SPS010
1610531380	215910001300	SPS013
1618LP	215910000800	SPS008
1618SV	215910001300	SPS013
1618Z9	215910000800	SPS008
PORSCHE		
95560615100	215910000200	SPS002
95860615110	215910000200	SPS002
RENAULT		
8200198965	215910001200	SPS012
8200469905	215910001200	SPS012
208155642R	215910001200	SPS012
227702184R	215910001200	SPS012
22771JG70A	215910001200	SPS012
H8201238402	215910001200	SPS012
SAAB		
93194121	215910000100	SPS001
SEAT		
059906051A	215910000200	SPS002
059906051C	215910000400	SPS004
076906051A	215910000300	SPS003
076906051B	215910000500	SPS005
07Z906051A	215910001500	SPS015
07Z906051B	215910000200	SPS002
SKODA		
059906051A	215910000200	SPS002
059906051C	215910000400	SPS004
076906051A	215910000300	SPS003
076906051B	215910000500	SPS005
07Z906051A	215910001500	SPS015
07Z906051B	215910000200	SPS002
1K0131552B	215910000300	SPS003
1K0131552E	215910000300	SPS003
1K0131552F	215910000300	SPS003
1K0131552L	215910000500	SPS005
1K0131552M	215910000500	SPS005

TYPE GROUP C2

OES		 PARTS & SERVICES	
EXHAUST GAS PRESSURE SENSOR			
SMART			
A0041539528	215910000700	SPS007	
A0051537428	215910000700	SPS007	
A0051537728	215910000700	SPS007	
A0061534928	215910000700	SPS007	
A0061539528	215910000700	SPS007	
A0071536128	215910000700	SPS007	
A6429050100	215910000700	SPS007	
SSANGYONG			
6711590058	215910001200	SPS012	
SUZUKI			
13800T79J5	215910000100	SPS001	
1859062M00	215910001300	SPS013	
1859062M00000	215910001300	SPS013	
1859067JB0000	215910001200	SPS012	
1859068L50	215910001300	SPS013	
1859068L50000	215910001300	SPS013	
1859079J50	215910000100	SPS001	
18590T79J5	215910000100	SPS001	
TOYOTA			
8948012040	215910001800	SPS018	
8948012050	215910001800	SPS018	
8948012060	215910001800	SPS018	
8948020040	215910001800	SPS018	
8948042020	215910001600	SPS016	
8948053020	215910001600	SPS016	
8948064020	215910001800	SPS018	
8948074010	215910001600	SPS016	
8948112050	215910001600	SPS016	
8948120030	215910001800	SPS018	
8948152010	215910001600	SPS016	
VAUXHALL			
55566186	215910000900	SPS009	
93185556	215910001300	SPS013	
93187247	215910000900	SPS009	

OES		 PARTS & SERVICES	
EXHAUST GAS PRESSURE SENSOR			
VAUXHALL			
93868338	215910001200	SPS012	
95510744	215910001300	SPS013	
95516902	215910001300	SPS013	
VOLKSWAGEN			
03G906051	215910000300	SPS003	
03G906051A	215910000300	SPS003	
059906051A	215910000200	SPS002	
059906051C	215910000400	SPS004	
076906051A	215910000300	SPS003	
076906051B	215910000500	SPS005	
076906051C	215910000300	SPS003	
07Z906051A	215910001500	SPS015	
07Z906051B	215910000200	SPS002	
2E0131552F	215910000300	SPS003	
3D0131552E	215910000200	SPS002	
4F0131552AK	215910001500	SPS015	
4F0131552AM	215910000200	SPS002	
4F0131552AT	215910000200	SPS002	
4F0131552BA	215910000200	SPS002	
VOLVO			
8699530	215910000600	SPS006	
30684336	215910000600	SPS006	
30750460	215910000600	SPS006	
30757183	215910000600	SPS006	
30757189	215910000600	SPS006	
30785486	215910001000	SPS010	
31293629	215910000600	SPS006	
31293659	215910001200	SPS012	
31319368	215910000600	SPS006	
31370160	215910001200	SPS012	
30785486AA	215910001000	SPS010	

OES	 PARTS & SERVICES	
ABS SENSOR		
ALFA ROMEO		
46530204	172100116010	MWSS116
46784471	172100014010	MWSS014
46816928	172100014010	MWSS014
46837685	172100194010	MWSS194
46837686	172100012010	MWSS012
51713211	172100005010	MWSS005
51718056	172100004010	MWSS004
51753528	172100133010	MWSS133
51787099	172100048010	MWSS048
51791153	172100005010	MWSS005
51797173	172100047010	MWSS047
51846660	172100107010	MWSS107
51890528	172100108010	MWSS108
52012823	172100107010	MWSS107
52012825	172100014010	MWSS014
52012826	172100099010	MWSS099
52070359	172100107010	MWSS107
52070362	172100014010	MWSS014
52081841	172100048010	MWSS048
52081842	172100047010	MWSS047
55700425	172100014010	MWSS014
55700426	172100099010	MWSS099
AUDI		
1H0927807	172100001010	MWSS001
1H0927807D	172100050010	MWSS050
1H0927808	172100000010	MWSS000
1J0927803	172100001010	MWSS001
1J0927804	172100000010	MWSS000
1J0927807B	172100002010	MWSS002
1K0927807	172100020010	MWSS020
1K0927807A	172100142010	MWSS142
1K0927808	172100021010	MWSS021
1K0927808A	172100143010	MWSS143
2D0927807	172100078010	MWSS078
2D0927807A	172100079010	MWSS079
2D0927808A	172100079010	MWSS079
2E0927748L	172100187010	MWSS187
2E0927748M	172100188010	MWSS188
2E0927748N	172100189010	MWSS189
2E0927748Q	172100187010	MWSS187
2E0927748S	172100188010	MWSS188
2E0927748T	172100189010	MWSS189
2E0927801	172100168010	MWSS168
2E0927801A	172100169010	MWSS169
2E0927801B	172100167010	MWSS167
2K0927807	172100077010	MWSS077
3B0927807B	172100030010	MWSS030
3B0927807C	172100030010	MWSS030
3B0927807D	172100030010	MWSS030
4E0927803	172100122010	MWSS122
4E0927803A	172100122010	MWSS122
4E0927803D	172100122010	MWSS122
4E0927803F	172100122010	MWSS122
4E0927804	172100123010	MWSS123
4E0927804A	172100123010	MWSS123

OES	 PARTS & SERVICES	
ABS SENSOR		
AUDI		
4E0927804D	172100123010	MWSS123
4E0927804F	172100123010	MWSS123
6K0927807D	172100032010	MWSS032
6N0927807A	172100032010	MWSS032
6Q0927803A	172100023010	MWSS023
6Q0927803B	172100023010	MWSS023
6Q0927804A	172100019010	MWSS019
6Q0927804B	172100019010	MWSS019
6Q0927807A	172100025010	MWSS025
6Q0927807B	172100025010	MWSS025
6Q0927808A	172100026010	MWSS026
6Q0927808B	172100026010	MWSS026
701927807A	172100081010	MWSS081
701927807D	172100083010	MWSS083
701927807E	172100082010	MWSS082
701927807F	172100081010	MWSS081
7H0927803	172100027010	MWSS027
7H0927804	172100028010	MWSS028
7L0927807A	172100067010	MWSS067
7L0927807B	172100067010	MWSS067
7L0927808A	172100068010	MWSS068
7L0927808B	172100068010	MWSS068
8D0927803B	172100022010	MWSS022
8D0927803C	172100022010	MWSS022
8D0927803D	172100022010	MWSS022
8D0927807C	172100024010	MWSS024
8E0927803	172100031010	MWSS031
8E0927803A	172100031010	MWSS031
8E0927803B	172100029010	MWSS029
8E0927807	172100030010	MWSS030
8E0927807B	172100124010	MWSS124
8E0927807C	172100125010	MWSS125
8E0927807G	172100126010	MWSS126
WHT003856	172100028010	MWSS028
WHT003856A	172100068010	MWSS068
WHT003856B	172100068010	MWSS068
WHT003857	172100027010	MWSS027
WHT003857A	172100067010	MWSS067
WHT003857B	172100067010	MWSS067
WHT003858	172100021010	MWSS021
WHT003858A	172100143010	MWSS143
WHT003859	172100020010	MWSS020
WHT003859A	172100142010	MWSS142
WHT003860	172100019010	MWSS019
WHT003861	172100023010	MWSS023
WHT003862	172100026010	MWSS026
WHT003863	172100025010	MWSS025
WHT003864	172100077010	MWSS077
WHT003864A	172100141010	MWSS141
WHT003864B	172100141010	MWSS141
BMW		
6762465	172100054010	MWSS054
6762466	172100053010	MWSS053
34526762465	172100054010	MWSS054
34526762466	172100053010	MWSS053

TYPE GROUP D1

OES		MAGNETI MARELLI PARTS & SERVICES
ABS SENSOR		
BMW		
34526791223	172100154010	MWSS154
34526791224	172100155010	MWSS155
34526791225	172100156010	MWSS156
34526791226	172100157010	MWSS157
34526869320	172100155010	MWSS155
34526869322	172100157010	MWSS157
CHEVROLET		
13381328	172100018010	MWSS018
CHRYSLER		
68073058AA	172100047010	MWSS047
68101402AA	172100005010	MWSS005
K68073058AA	172100047010	MWSS047
CITROËN		
454508	172100164010	MWSS164
454550	172100190010	MWSS190
454557	172100062010	MWSS062
454566	172100105010	MWSS105
454576	172100055010	MWSS055
454577	172100056010	MWSS056
454578	172100105010	MWSS105
454579	172100056010	MWSS056
454580	172100063010	MWSS063
454588	172100036010	MWSS036
454589	172100106010	MWSS106
454597	172100058010	MWSS058
454598	172100057010	MWSS057
454599	172100064010	MWSS064
93327326	172100105010	MWSS105
96217756	172100190010	MWSS190
96227489	172100190010	MWSS190
96280713	172100105010	MWSS105
96353847	172100036010	MWSS036
96353848	172100106010	MWSS106
96386487	172100036010	MWSS036
96436596	172100036010	MWSS036
96436605	172100106010	MWSS106
96436880	172100106010	MWSS106
96436977	172100036010	MWSS036
96449667	172100036010	MWSS036
96449668	172100106010	MWSS106
96461258	172100080010	MWSS080
96469709	172100145010	MWSS145
96469712	172100144010	MWSS144
96469725	172100147010	MWSS147
96519693	172100087010	MWSS087
96526967	172100117010	MWSS117
96526969	172100149010	MWSS149
96536631	172100129010	MWSS129
96550678	172100086010	MWSS086
96552700	172100128010	MWSS128
96584207	172100080010	MWSS080
96585998	172100146010	MWSS146
96619749	172100149010	MWSS149
96653867	172100148010	MWSS148
96654555	172100086010	MWSS086

OES		MAGNETI MARELLI PARTS & SERVICES
ABS SENSOR		
CITROËN		
96655923	172100087010	MWSS087
9621775680	172100190010	MWSS190
9635384780	172100035010	MWSS035
9635384880	172100106010	MWSS106
9636082980	172100063010	MWSS063
9638720180	172100058010	MWSS058
9640055280	172100066010	MWSS066
9643660580	172100106010	MWSS106
9643688080	172100106010	MWSS106
9644966780	172100036010	MWSS036
9644966880	172100106010	MWSS106
9646125880	172100080010	MWSS080
9646970980	172100145010	MWSS145
9646972580	172100147010	MWSS147
9647263380	172100064010	MWSS064
9651969380	172100087010	MWSS087
9652310580	172100035010	MWSS035
9652696780	172100117010	MWSS117
9652696980	172100149010	MWSS149
9653663180	172100129010	MWSS129
9655067880	172100086010	MWSS086
9655270080	172100128010	MWSS128
9658420780	172100080010	MWSS080
9658599880	172100146010	MWSS146
9661738680	172100064010	MWSS064
9661974980	172100149010	MWSS149
9661975080	172100106010	MWSS106
9665386780	172100148010	MWSS148
9665386880	172100164010	MWSS164
9665455580	172100086010	MWSS086
9665592380	172100087010	MWSS087
9674852280	172100191010	MWSS191
9800035980	172100186010	MWSS186
9800038580	172100193010	MWSS193
9805066080	172100165010	MWSS165
9805066580	172100165010	MWSS165
9813759680	172100128010	MWSS128
4545A0	172100066010	MWSS066
4545A3	172100065010	MWSS065
4545C1	172100035010	MWSS035
4545C2	172100117010	MWSS117
4545C3	172100149010	MWSS149
4545C4	172100080010	MWSS080
4545C7	172100144010	MWSS144
4545C8	172100147010	MWSS147
4545C9	172100145010	MWSS145
4545E1	172100015010	MWSS015
4545E2	172100016010	MWSS016
4545E4	172100086010	MWSS086
4545E5	172100087010	MWSS087
4545E6	172100146010	MWSS146
4545E7	172100128010	MWSS128
4545E8	172100129010	MWSS129
4545F4	172100064010	MWSS064
4545F5	172100148010	MWSS148

OES	 PARTS & SERVICES	
ABS SENSOR		
CITROËN		
4545F6	172100149010	MWSS149
4545H7	172100106010	MWSS106
4545J5	172100086010	MWSS086
4545J8	172100087010	MWSS087
4545J9	172100086010	MWSS086
4545K0	172100153010	MWSS153
4545K3	172100148010	MWSS148
4545L0	172100164010	MWSS164
B000698080	172100151010	MWSS151
B000698180	172100152010	MWSS152
DACIA		
6040004524	172100008010	MWSS008
6040004542	172100096010	MWSS096
6040004543	172100097010	MWSS097
8200195825	172100017010	MWSS017
8200254681	172100008010	MWSS008
8200254687	172100096010	MWSS096
8200254688	172100097010	MWSS097
8200862228	172100120010	MWSS120
8200862229	172100121010	MWSS121
479000010R	172100119010	MWSS119
479005139R	172100171010	MWSS171
479006271R	172100119010	MWSS119
479006554R	172100008010	MWSS008
479007637R	172100121010	MWSS121
479100004R	172100118010	MWSS118
479100868R	172100170010	MWSS170
479101292R	172100017010	MWSS017
479104225R	172100158010	MWSS158
479104991R	172100158010	MWSS158
479109155R	172100118010	MWSS118
479505873R	172100120010	MWSS120
DAIHATSU		
895420D020	172100195010	MWSS195
895420D020000	172100195010	MWSS195
895430D020	172100134010	MWSS134
895430D020000	172100134010	MWSS134
FIAT		
46530204	172100116010	MWSS116
46784471	172100014010	MWSS014
46816928	172100014010	MWSS014
46837685	172100194010	MWSS194
46837686	172100012010	MWSS012
51713211	172100005010	MWSS005
51718056	172100004010	MWSS004
51753528	172100133010	MWSS133
51787099	172100048010	MWSS048
51791153	172100005010	MWSS005
51797173	172100047010	MWSS047
51846660	172100107010	MWSS107
51890528	172100108010	MWSS108
52012823	172100107010	MWSS107
52012825	172100014010	MWSS014
52012826	172100099010	MWSS099
52070359	172100107010	MWSS107

OES	 PARTS & SERVICES	
ABS SENSOR		
FIAT		
52070362	172100014010	MWSS014
52081841	172100048010	MWSS048
52081842	172100047010	MWSS047
55700425	172100014010	MWSS014
55700426	172100099010	MWSS099
FORD		
1011346	172100042010	MWSS042
1011795	172100044010	MWSS044
1011798	172100044010	MWSS044
1012393	172100037010	MWSS037
1021861	172100037010	MWSS037
1064227	172100038010	MWSS038
1067208	172100041010	MWSS041
1067210	172100040010	MWSS040
1087770	172100052010	MWSS052
1088606	172100040010	MWSS040
1088635	172100041010	MWSS041
1089128	172100037010	MWSS037
1090645	172100042010	MWSS042
1093743	172100038010	MWSS038
1115018	172100039010	MWSS039
1146400	172100039010	MWSS039
1151023	172100051010	MWSS051
1151951	172100043010	MWSS043
1223620	172100045010	MWSS045
1223622	172100046010	MWSS046
1225843	172100046010	MWSS046
1356184	172100049010	MWSS049
1371543	172100091010	MWSS091
1371544	172100093010	MWSS093
1371545	172100092010	MWSS092
1383551	172100093010	MWSS093
1383552	172100092010	MWSS092
1385797	172100091010	MWSS091
1385799	172100093010	MWSS093
1385800	172100092010	MWSS092
1386268	172100039010	MWSS039
1481190	172100046010	MWSS046
1514205	172100110010	MWSS110
1516502	172100109010	MWSS109
1525681	172100110010	MWSS110
1525881	172100110010	MWSS110
1528034	172100109010	MWSS109
1531487	172100046010	MWSS046
1543165	172100132010	MWSS132
1547212	172100046010	MWSS046
1554782	172100132010	MWSS132
1560622	172100109010	MWSS109
1563623	172100047010	MWSS047
1563624	172100048010	MWSS048
1678466	172100109010	MWSS109
1682670	172100132010	MWSS132
1690865	172100130010	MWSS130
1695086	172100046010	MWSS046
1756081	172100132010	MWSS132

TYPE GROUP D1

OES		 PARTS & SERVICES	
ABS SENSOR			
FORD			
1761079	172100109010	MWSS109	
1761113	172100110010	MWSS110	
1766843	172100109010	MWSS109	
1771552	172100109010	MWSS109	
1785282	172100093010	MWSS093	
1785284	172100092010	MWSS092	
1785753	172100091010	MWSS091	
1847581	172100130010	MWSS130	
1847905	172100046010	MWSS046	
1894135	172100110010	MWSS110	
2070182	172100132010	MWSS132	
2094988	172100110010	MWSS110	
13042888	172100132010	MWSS132	
1S7T2B372AB	172100039010	MWSS039	
1S7T2B372AC	172100039010	MWSS039	
1S7T2B372AD	172100039010	MWSS039	
2L2Z2C190AC	172100014010	MWSS014	
2S612B372AD	172100043010	MWSS043	
2S612B372BD	172100051010	MWSS051	
3M5T2B372AB	172100045010	MWSS045	
3M5T2B372BB	172100046010	MWSS046	
3M5T2B372BC	172100046010	MWSS046	
3M5T2B372BD	172100046010	MWSS046	
3M5T2B372DA	172100049010	MWSS049	
6C112B372AA	172100091010	MWSS091	
6C112B372AB	172100091010	MWSS091	
6C112B372BB	172100093010	MWSS093	
6C112B372BC	172100093010	MWSS093	
6C112B372BD	172100093010	MWSS093	
6C112B372CB	172100092010	MWSS092	
6C112B372CC	172100092010	MWSS092	
6C112B372CD	172100092010	MWSS092	
6C112B372CE	172100092010	MWSS092	
8T1T14K733MCA	172100110010	MWSS110	
8V512B372AB	172100110010	MWSS110	
8V512B372AC	172100110010	MWSS110	
8V512C190A1A	172100110010	MWSS110	
8V512C190AA	172100110010	MWSS110	
8V512C190AB	172100110010	MWSS110	
8V512C204AB	172100109010	MWSS109	
8V512C204AC	172100109010	MWSS109	
8V512C204AD	172100109010	MWSS109	
8V512C204AE	172100109010	MWSS109	
8V512C204AF	172100109010	MWSS109	
8V512C204BA	172100109010	MWSS109	
8V512C204BB	172100109010	MWSS109	
96AB2B372BA	172100042010	MWSS042	
96AB2B372BB	172100042010	MWSS042	
96FB2B372BC	172100037010	MWSS037	
96FB2B372BD	172100037010	MWSS037	
96FB2B372BE	172100037010	MWSS037	
96FB2B372CC	172100044010	MWSS044	
96FB2B372CD	172100044010	MWSS044	
98AG2B372AE	172100038010	MWSS038	
98AG2B372AF	172100038010	MWSS038	

OES		 PARTS & SERVICES	
ABS SENSOR			
FORD			
98AG2B372BE	172100041010	MWSS041	
98AG2B372BF	172100041010	MWSS041	
98AG2B372CB	172100040010	MWSS040	
98AG2B372CC	172100040010	MWSS040	
9S512B572AA	172100047010	MWSS047	
9S512B572BA	172100048010	MWSS048	
AV6T2B372EA	172100132010	MWSS132	
AV6T2B372EB	172100132010	MWSS132	
AV6T2B372EC	172100132010	MWSS132	
BV6T2C190GA	172100046010	MWSS046	
BV6T2C190GB	172100046010	MWSS046	
BV6T2C204FA	172100130010	MWSS130	
BV6T2C204FB	172100130010	MWSS130	
CV6Z2C190B	172100046010	MWSS046	
VP1S7W2B372AD	172100039010	MWSS039	
XS6T2B372CA	172100052010	MWSS052	
HYUNDAI			
59910A6350	172100182010	MWSS182	
59910A6450	172100184010	MWSS184	
59930A6350	172100183010	MWSS183	
59930A6450	172100185010	MWSS185	
INFINITI			
47910JD000	172100094010	MWSS094	
JAGUAR			
C2S17482	172100039010	MWSS039	
C2S2340	172100039010	MWSS039	
C2S43216	172100039010	MWSS039	
KIA			
59910A6350	172100182010	MWSS182	
59910A6450	172100184010	MWSS184	
59930A6350	172100183010	MWSS183	
59930A6450	172100185010	MWSS185	
LANCIA			
46530204	172100116010	MWSS116	
46784471	172100014010	MWSS014	
46816928	172100014010	MWSS014	
46837685	172100194010	MWSS194	
46837686	172100012010	MWSS012	
51713211	172100005010	MWSS005	
51718056	172100004010	MWSS004	
51753528	172100133010	MWSS133	
51787099	172100048010	MWSS048	
51791153	172100005010	MWSS005	
51797173	172100047010	MWSS047	
51846660	172100107010	MWSS107	
51890528	172100108010	MWSS108	
52012823	172100107010	MWSS107	
52012825	172100014010	MWSS014	
52012826	172100099010	MWSS099	
52070359	172100107010	MWSS107	
52070362	172100014010	MWSS014	
52081841	172100048010	MWSS048	
52081842	172100047010	MWSS047	
55700425	172100014010	MWSS014	
55700426	172100099010	MWSS099	

OES		 PARTS & SERVICES	
ABS SENSOR			
MAZDA			
1E0043701	172100037010	MWSS037	
1E0043701A	172100037010	MWSS037	
1E0043701B	172100037010	MWSS037	
1E0043711	172100044010	MWSS044	
1E0043711A	172100052010	MWSS052	
BP4K43701A	172100045010	MWSS045	
BP4K43711A	172100046010	MWSS046	
BP4K43711B	172100046010	MWSS046	
DD324370X	172100043010	MWSS043	
MERCEDES-BENZ			
1685400017	172100100010	MWSS100	
1685400117	172100101010	MWSS101	
1685400317	172100102010	MWSS102	
1695400417	172100135010	MWSS135	
1695401117	172100135010	MWSS135	
1695401417	172100135010	MWSS135	
2035400417	172100069010	MWSS069	
2035401317	172100071010	MWSS071	
2035401417	172100070010	MWSS070	
2045400117	172100084010	MWSS084	
2045400317	172100085010	MWSS085	
2049050000	172100084010	MWSS084	
2049050100	172100085010	MWSS085	
2049052905	172100150010	MWSS150	
2049057702	172100084010	MWSS084	
2049057900	172100150010	MWSS150	
2115400417	172100104010	MWSS104	
2115401217	172100104010	MWSS104	
2115401317	172100103010	MWSS103	
2115401817	172100103010	MWSS103	
2115401917	172100104010	MWSS104	
2115402317	172100103010	MWSS103	
2115402417	172100104010	MWSS104	
2115402917	172100103010	MWSS103	
2115403017	172100104010	MWSS104	
2405400517	172100072010	MWSS072	
2465400417	172100137010	MWSS137	
2465402510	172100136010	MWSS136	
2469059402	172100137010	MWSS137	
9015420318	172100078010	MWSS078	
9015420319	172100079010	MWSS079	
9015420817	172100078010	MWSS078	
9015421117	172100079010	MWSS079	
9015421717	172100078010	MWSS078	
9065400117	172100168010	MWSS168	
9065400217	172100169010	MWSS169	
9065400317	172100167010	MWSS167	
9065403917	172100187010	MWSS187	
9065404117	172100188010	MWSS188	
9065404217	172100189010	MWSS189	
9069050601	172100187010	MWSS187	
9069050801	172100188010	MWSS188	
9069050901	172100189010	MWSS189	
A1685400017	172100100010	MWSS100	
A1685400117	172100101010	MWSS101	

OES		 PARTS & SERVICES	
ABS SENSOR			
MERCEDES-BENZ			
A1685400317	172100102010	MWSS102	
A1695400417	172100135010	MWSS135	
A1695401117	172100135010	MWSS135	
A1695401417	172100135010	MWSS135	
A2035400417	172100069010	MWSS069	
A2035401317	172100071010	MWSS071	
A2035401417	172100070010	MWSS070	
A2045400117	172100084010	MWSS084	
A2045400317	172100085010	MWSS085	
A2049050000	172100084010	MWSS084	
A2049050100	172100085010	MWSS085	
A2049052905	172100150010	MWSS150	
A2049057702	172100084010	MWSS084	
A2049057900	172100150010	MWSS150	
A2115400417	172100104010	MWSS104	
A2115401217	172100104010	MWSS104	
A2115401317	172100103010	MWSS103	
A2115401817	172100103010	MWSS103	
A2115401917	172100104010	MWSS104	
A2115402317	172100103010	MWSS103	
A2115402417	172100104010	MWSS104	
A2115402917	172100103010	MWSS103	
A2115403017	172100104010	MWSS104	
A2405400517	172100072010	MWSS072	
A2465400417	172100137010	MWSS137	
A2465402510	172100136010	MWSS136	
A2469059402	172100137010	MWSS137	
A9015420318	172100078010	MWSS078	
A9015420319	172100079010	MWSS079	
A9015420817	172100078010	MWSS078	
A9015421117	172100079010	MWSS079	
A9015421717	172100078010	MWSS078	
A9065400117	172100168010	MWSS168	
A9065400217	172100169010	MWSS169	
A9065400317	172100167010	MWSS167	
A9065403917	172100187010	MWSS187	
A9065404117	172100188010	MWSS188	
A9065404217	172100189010	MWSS189	
A9069050601	172100187010	MWSS187	
A9069050801	172100188010	MWSS188	
A9069050901	172100189010	MWSS189	
NISSAN			
479001KA0A	172100179010	MWSS179	
479003DA0A	172100179010	MWSS179	
47900AX600	172100196010	MWSS196	
47900BR00A	172100180010	MWSS180	
47900JD000	172100095010	MWSS095	
47900JD000IB	172100095010	MWSS095	
47900JD000PW	172100095010	MWSS095	
479011KA0A	172100178010	MWSS178	
479013DA0A	172100178010	MWSS178	
47901AX600	172100176010	MWSS176	
4791000Q0E	172100118010	MWSS118	
479101KA0A	172100177010	MWSS177	
479109155R	172100118010	MWSS118	

TYPE GROUP D1

OES		PARTS & SERVICES
ABS SENSOR		
NISSAN		
479109860R	172100111010	MWSS111
47910AX600	172100175010	MWSS175
47910AX610	172100175010	MWSS175
47910JD000	172100094010	MWSS094
47910JD000IB	172100094010	MWSS094
47910JD000PW	172100094010	MWSS094
OPEL		
01229098	172100018010	MWSS018
1229098	172100018010	MWSS018
01229099	172100099010	MWSS099
1229099	172100099010	MWSS099
01238236	172100003010	MWSS003
1238236	172100003010	MWSS003
01238399	172100098010	MWSS098
1238399	172100098010	MWSS098
01238917	172100033010	MWSS033
1238917	172100033010	MWSS033
01238918	172100034010	MWSS034
1238918	172100034010	MWSS034
01247506	172100014010	MWSS014
1247506	172100014010	MWSS014
06235742	172100014010	MWSS014
6235742	172100014010	MWSS014
06235747	172100018010	MWSS018
6235747	172100018010	MWSS018
06235748	172100099010	MWSS099
6235748	172100099010	MWSS099
06238429	172100034010	MWSS034
6238429	172100034010	MWSS034
09012161	172100034010	MWSS034
9012161	172100034010	MWSS034
09115064	172100003010	MWSS003
9115064	172100003010	MWSS003
013260662	172100098010	MWSS098
13260662	172100098010	MWSS098
013381153	172100098010	MWSS098
13381153	172100098010	MWSS098
013381328	172100018010	MWSS018
13381328	172100018010	MWSS018
013381329	172100099010	MWSS099
13381329	172100099010	MWSS099
055700425	172100014010	MWSS014
55700425	172100014010	MWSS014
055700426	172100099010	MWSS099
55700426	172100099010	MWSS099
055701387	172100018010	MWSS018
55701387	172100018010	MWSS018
090386504	172100034010	MWSS034
90386504	172100034010	MWSS034
090386505	172100033010	MWSS033
90386505	172100033010	MWSS033
090483637	172100034010	MWSS034
90483637	172100034010	MWSS034
093189275	172100014010	MWSS014
93189275	172100014010	MWSS014

OES		PARTS & SERVICES
ABS SENSOR		
OPEL		
093189276	172100018010	MWSS018
93189276	172100018010	MWSS018
093189277	172100099010	MWSS099
93189277	172100099010	MWSS099
093191478	172100098010	MWSS098
93191478	172100098010	MWSS098
PEUGEOT		
454508	172100164010	MWSS164
454550	172100190010	MWSS190
454557	172100062010	MWSS062
454566	172100105010	MWSS105
454576	172100055010	MWSS055
454577	172100056010	MWSS056
454578	172100105010	MWSS105
454579	172100056010	MWSS056
454580	172100063010	MWSS063
454588	172100036010	MWSS036
454589	172100106010	MWSS106
454597	172100058010	MWSS058
454598	172100057010	MWSS057
454599	172100064010	MWSS064
93327326	172100105010	MWSS105
96217756	172100190010	MWSS190
96227489	172100190010	MWSS190
96280713	172100105010	MWSS105
96353847	172100036010	MWSS036
96353848	172100106010	MWSS106
96386487	172100036010	MWSS036
96436596	172100036010	MWSS036
96436605	172100106010	MWSS106
96436880	172100106010	MWSS106
96436977	172100036010	MWSS036
96449667	172100036010	MWSS036
96449668	172100106010	MWSS106
96461258	172100080010	MWSS080
96469709	172100145010	MWSS145
96469712	172100144010	MWSS144
96469725	172100147010	MWSS147
96519693	172100087010	MWSS087
96526967	172100117010	MWSS117
96526969	172100149010	MWSS149
96536631	172100129010	MWSS129
96550678	172100086010	MWSS086
96552700	172100128010	MWSS128
96584207	172100080010	MWSS080
96585998	172100146010	MWSS146
96619749	172100149010	MWSS149
96653867	172100148010	MWSS148
96654555	172100086010	MWSS086
96655923	172100087010	MWSS087
9621775680	172100190010	MWSS190
9635384780	172100035010	MWSS035
9635384880	172100106010	MWSS106
9636082980	172100063010	MWSS063
9638720180	172100058010	MWSS058

OES		MAGNETI MARELLI PARTS & SERVICES
ABS SENSOR		
PEUGEOT		
9640055280	172100066010	MWSS066
9643660580	172100106010	MWSS106
9643688080	172100106010	MWSS106
9644966780	172100036010	MWSS036
9644966880	172100106010	MWSS106
9646125880	172100080010	MWSS080
9646970980	172100145010	MWSS145
9646972580	172100147010	MWSS147
9647263380	172100064010	MWSS064
9651969380	172100087010	MWSS087
9652310580	172100035010	MWSS035
9652696780	172100117010	MWSS117
9652696980	172100149010	MWSS149
9653663180	172100129010	MWSS129
9655067880	172100086010	MWSS086
9655270080	172100128010	MWSS128
9658420780	172100080010	MWSS080
9658599880	172100146010	MWSS146
9661738680	172100064010	MWSS064
9661974980	172100149010	MWSS149
9661975080	172100106010	MWSS106
9665386780	172100148010	MWSS148
9665386880	172100164010	MWSS164
9665455580	172100086010	MWSS086
9665592380	172100087010	MWSS087
9674852280	172100191010	MWSS191
9800038580	172100193010	MWSS193
9805066080	172100165010	MWSS165
9805066580	172100165010	MWSS165
9813759680	172100128010	MWSS128
4545A0	172100066010	MWSS066
4545A3	172100065010	MWSS065
4545C1	172100035010	MWSS035
4545C2	172100117010	MWSS117
4545C3	172100149010	MWSS149
4545C4	172100080010	MWSS080
4545C7	172100144010	MWSS144
4545C8	172100147010	MWSS147
4545C9	172100145010	MWSS145
4545E1	172100015010	MWSS015
4545E2	172100016010	MWSS016
4545E4	172100086010	MWSS086
4545E5	172100087010	MWSS087
4545E6	172100146010	MWSS146
4545E7	172100128010	MWSS128
4545E8	172100129010	MWSS129
4545F4	172100064010	MWSS064
4545F5	172100148010	MWSS148
4545F6	172100149010	MWSS149
4545H7	172100106010	MWSS106
4545J5	172100086010	MWSS086
4545J8	172100087010	MWSS087
4545J9	172100086010	MWSS086
4545K0	172100153010	MWSS153
4545K3	172100148010	MWSS148

OES		MAGNETI MARELLI PARTS & SERVICES
ABS SENSOR		
PEUGEOT		
4545L0	172100164010	MWSS164
B000698080	172100151010	MWSS151
B000698180	172100152010	MWSS152
PORSCHE		
95560640510	172100067010	MWSS067
95560640511	172100067010	MWSS067
95560640512	172100067010	MWSS067
95560640610	172100068010	MWSS068
95560640611	172100068010	MWSS068
95560640612	172100068010	MWSS068
7H0927803	172100027010	MWSS027
7H0927804	172100028010	MWSS028
WHT003856	172100028010	MWSS028
WHT003857	172100027010	MWSS027
PSA		
454557	172100062010	MWSS062
454580	172100063010	MWSS063
454589	172100106010	MWSS106
454599	172100064010	MWSS064
96353848	172100106010	MWSS106
96436605	172100106010	MWSS106
96436880	172100106010	MWSS106
96449668	172100106010	MWSS106
96461258	172100080010	MWSS080
96550678	172100086010	MWSS086
96584207	172100080010	MWSS080
9635384780	172100035010	MWSS035
9636082980	172100063010	MWSS063
9646125880	172100080010	MWSS080
9652310580	172100035010	MWSS035
9652696780	172100117010	MWSS117
9655067880	172100086010	MWSS086
9658420780	172100080010	MWSS080
9661975080	172100106010	MWSS106
4545A3	172100065010	MWSS065
4545C1	172100035010	MWSS035
4545C4	172100080010	MWSS080
4545E4	172100086010	MWSS086
4545F4	172100064010	MWSS064
4545J5	172100086010	MWSS086
4545J9	172100086010	MWSS086
RENAULT		
6040004524	172100008010	MWSS008
6040004527	172100007010	MWSS007
6040004542	172100096010	MWSS096
6040004543	172100097010	MWSS097
6040005449	172100010010	MWSS010
6040005450	172100011010	MWSS011
7700429113	172100161010	MWSS161
7700432671	172100163010	MWSS163
7700432672	172100162010	MWSS162
7700832768	172100161010	MWSS161
8200043135	172100072010	MWSS072
8200043136	172100073010	MWSS073
8200084125	172100059010	MWSS059

TYPE GROUP D1

OES		MAGNETI MARELLI PARTS & SERVICES
ABS SENSOR		
RENAULT		
8200084126	172100060010	MWSS060
8200186294	172100006010	MWSS006
8200195825	172100017010	MWSS017
8200195828	172100010010	MWSS010
8200195830	172100011010	MWSS011
8200254681	172100008010	MWSS008
8200254685	172100007010	MWSS007
8200254687	172100096010	MWSS096
8200254688	172100097010	MWSS097
8200296570	172100072010	MWSS072
8200296571	172100073010	MWSS073
8200346992	172100072010	MWSS072
8200404460	172100075010	MWSS075
8200415812	172100170010	MWSS170
8200416683	172100076010	MWSS076
8200419177	172100017010	MWSS017
8200441401	172100111010	MWSS111
8200441403	172100112010	MWSS112
8200441404	172100113010	MWSS113
8200446282	172100074010	MWSS074
8200457357	172100171010	MWSS171
8200539276	172100061010	MWSS061
8200862228	172100120010	MWSS120
8200862229	172100121010	MWSS121
479000010R	172100119010	MWSS119
479000026R	172100112010	MWSS112
479000735R	172100010010	MWSS010
479001745R	172100007010	MWSS007
479001852R	172100159010	MWSS159
479005139R	172100171010	MWSS171
479006210R	172100160010	MWSS160
479006271R	172100119010	MWSS119
479006432R	172100159010	MWSS159
479006554R	172100008010	MWSS008
479006998R	172100159010	MWSS159
479007376R	172100160010	MWSS160
479007637R	172100121010	MWSS121
479009927R	172100011010	MWSS011
479100004R	172100118010	MWSS118
479100868R	172100170010	MWSS170
479101292R	172100017010	MWSS017
479101995R	172100192010	MWSS192
479104225R	172100158010	MWSS158
479104991R	172100158010	MWSS158
479107405R	172100192010	MWSS192
479109155R	172100118010	MWSS118
479109860R	172100111010	MWSS111
479502046R	172100113010	MWSS113
479502178R	172100160010	MWSS160
479505873R	172100120010	MWSS120
SAAB		
93189275	172100014010	MWSS014
93189277	172100099010	MWSS099

OES		MAGNETI MARELLI PARTS & SERVICES
ABS SENSOR		
SEAT		
1H0927807	172100001010	MWSS001
1H0927807D	172100050010	MWSS050
1H0927808	172100000010	MWSS000
1J0927803	172100001010	MWSS001
1J0927804	172100000010	MWSS000
1J0927807B	172100002010	MWSS002
1K0927807	172100020010	MWSS020
1K0927807A	172100142010	MWSS142
1K0927808	172100021010	MWSS021
1K0927808A	172100143010	MWSS143
2D0927807	172100078010	MWSS078
2D0927807A	172100079010	MWSS079
2D0927808A	172100079010	MWSS079
2E0927748L	172100187010	MWSS187
2E0927748M	172100188010	MWSS188
2E0927748N	172100189010	MWSS189
2E0927748Q	172100187010	MWSS187
2E0927748S	172100188010	MWSS188
2E0927748T	172100189010	MWSS189
2E0927801	172100168010	MWSS168
2E0927801A	172100169010	MWSS169
2E0927801B	172100167010	MWSS167
2K0927807	172100077010	MWSS077
3B0927807B	172100030010	MWSS030
3B0927807C	172100030010	MWSS030
3B0927807D	172100030010	MWSS030
4E0927803	172100122010	MWSS122
4E0927803A	172100122010	MWSS122
4E0927803D	172100122010	MWSS122
4E0927803F	172100122010	MWSS122
4E0927804	172100123010	MWSS123
4E0927804A	172100123010	MWSS123
4E0927804D	172100123010	MWSS123
4E0927804F	172100123010	MWSS123
6K0927807D	172100032010	MWSS032
6N0927807A	172100032010	MWSS032
6Q0927803A	172100023010	MWSS023
6Q0927803B	172100023010	MWSS023
6Q0927804A	172100019010	MWSS019
6Q0927804B	172100019010	MWSS019
6Q0927807A	172100025010	MWSS025
6Q0927807B	172100025010	MWSS025
6Q0927808A	172100026010	MWSS026
6Q0927808B	172100026010	MWSS026
701927807A	172100081010	MWSS081
701927807D	172100083010	MWSS083
701927807E	172100082010	MWSS082
701927807F	172100081010	MWSS081
7H0927803	172100027010	MWSS027
7H0927804	172100028010	MWSS028
7L0927807A	172100067010	MWSS067
7L0927807B	172100067010	MWSS067
7L0927808A	172100068010	MWSS068
7L0927808B	172100068010	MWSS068
8D0927803B	172100022010	MWSS022

OES		 PARTS & SERVICES	
ABS SENSOR			
SEAT			
8D0927803C	172100022010	MWSS022	
8D0927803D	172100022010	MWSS022	
8D0927807C	172100024010	MWSS024	
8E0927803	172100031010	MWSS031	
8E0927803A	172100031010	MWSS031	
8E0927803B	172100029010	MWSS029	
8E0927807	172100030010	MWSS030	
8E0927807B	172100124010	MWSS124	
8E0927807C	172100125010	MWSS125	
8E0927807G	172100126010	MWSS126	
WHT003856	172100028010	MWSS028	
WHT003856A	172100068010	MWSS068	
WHT003856B	172100068010	MWSS068	
WHT003857	172100027010	MWSS027	
WHT003857A	172100067010	MWSS067	
WHT003857B	172100067010	MWSS067	
WHT003858	172100021010	MWSS021	
WHT003858A	172100143010	MWSS143	
WHT003859	172100020010	MWSS020	
WHT003859A	172100142010	MWSS142	
WHT003860	172100019010	MWSS019	
WHT003861	172100023010	MWSS023	
WHT003862	172100026010	MWSS026	
WHT003863	172100025010	MWSS025	
WHT003864	172100077010	MWSS077	
WHT003864A	172100141010	MWSS141	
WHT003864B	172100141010	MWSS141	
SKODA			
1H0927807	172100001010	MWSS001	
1H0927807D	172100050010	MWSS050	
1H0927808	172100000010	MWSS000	
1J0927803	172100001010	MWSS001	
1J0927804	172100000010	MWSS000	
1J0927807B	172100002010	MWSS002	
1K0927807	172100020010	MWSS020	
1K0927807A	172100142010	MWSS142	
1K0927808	172100021010	MWSS021	
1K0927808A	172100143010	MWSS143	
2D0927807	172100078010	MWSS078	
2D0927807A	172100079010	MWSS079	
2D0927808A	172100079010	MWSS079	
2E0927748L	172100187010	MWSS187	
2E0927748M	172100188010	MWSS188	
2E0927748N	172100189010	MWSS189	
2E0927748Q	172100187010	MWSS187	
2E0927748S	172100188010	MWSS188	
2E0927748T	172100189010	MWSS189	
2E0927801	172100168010	MWSS168	
2E0927801A	172100169010	MWSS169	
2E0927801B	172100167010	MWSS167	
2K0927807	172100077010	MWSS077	
3B0927807B	172100030010	MWSS030	
3B0927807C	172100030010	MWSS030	
3B0927807D	172100030010	MWSS030	
4E0927803	172100122010	MWSS122	

OES		 PARTS & SERVICES	
ABS SENSOR			
SKODA			
4E0927803A	172100122010	MWSS122	
4E0927803D	172100122010	MWSS122	
4E0927803F	172100122010	MWSS122	
4E0927804	172100123010	MWSS123	
4E0927804A	172100123010	MWSS123	
4E0927804D	172100123010	MWSS123	
4E0927804F	172100123010	MWSS123	
6K0927807D	172100032010	MWSS032	
6N0927807A	172100032010	MWSS032	
6Q0927803A	172100023010	MWSS023	
6Q0927803B	172100023010	MWSS023	
6Q0927804A	172100019010	MWSS019	
6Q0927804B	172100019010	MWSS019	
6Q0927807A	172100025010	MWSS025	
6Q0927807B	172100025010	MWSS025	
6Q0927808A	172100026010	MWSS026	
6Q0927808B	172100026010	MWSS026	
701927807A	172100081010	MWSS081	
701927807D	172100083010	MWSS083	
701927807E	172100082010	MWSS082	
701927807F	172100081010	MWSS081	
7H0927803	172100027010	MWSS027	
7H0927804	172100028010	MWSS028	
7L0927807A	172100067010	MWSS067	
7L0927807B	172100067010	MWSS067	
7L0927808A	172100068010	MWSS068	
7L0927808B	172100068010	MWSS068	
8D0927803B	172100022010	MWSS022	
8D0927803C	172100022010	MWSS022	
8D0927803D	172100022010	MWSS022	
8D0927807C	172100024010	MWSS024	
8E0927803	172100031010	MWSS031	
8E0927803A	172100031010	MWSS031	
8E0927803B	172100029010	MWSS029	
8E0927807	172100030010	MWSS030	
8E0927807B	172100124010	MWSS124	
8E0927807C	172100125010	MWSS125	
8E0927807G	172100126010	MWSS126	
WHT003856	172100028010	MWSS028	
WHT003856A	172100068010	MWSS068	
WHT003856B	172100068010	MWSS068	
WHT003857	172100027010	MWSS027	
WHT003857A	172100067010	MWSS067	
WHT003857B	172100067010	MWSS067	
WHT003858	172100021010	MWSS021	
WHT003858A	172100143010	MWSS143	
WHT003859	172100020010	MWSS020	
WHT003859A	172100142010	MWSS142	
WHT003860	172100019010	MWSS019	
WHT003861	172100023010	MWSS023	
WHT003862	172100026010	MWSS026	
WHT003863	172100025010	MWSS025	
WHT003864	172100077010	MWSS077	
WHT003864A	172100141010	MWSS141	
WHT003864B	172100141010	MWSS141	

TYPE GROUP D1

OES		MAGNET MARELLI PARTS & SERVICES
ABS SENSOR		
TOYOTA		
8954202040	172100139010	MWSS139
8954202060	172100173010	MWSS173
8954202061	172100173010	MWSS173
8954202120	172100173010	MWSS173
8954302040	172100138010	MWSS138
8954302060	172100172010	MWSS172
8954302061	172100172010	MWSS172
8954402010	172100140010	MWSS140
895420D010	172100089010	MWSS089
895420D020	172100195010	MWSS195
895420H010	172100015010	MWSS015
895420H020	172100151010	MWSS151
89542340NM	172100139010	MWSS139
895430D010	172100088010	MWSS088
895430D011	172100088010	MWSS088
895430D020	172100134010	MWSS134
89543340NM	172100138010	MWSS138
895440D010	172100090010	MWSS090
895440D030	172100090010	MWSS090
895440H010	172100016010	MWSS016
895440H020	172100152010	MWSS152
VAUXHALL		
1229099	172100099010	MWSS099
1238236	172100003010	MWSS003
09115064	172100003010	MWSS003
13381153	172100098010	MWSS098
13381328	172100018010	MWSS018
13381329	172100099010	MWSS099
55700426	172100099010	MWSS099
93189275	172100014010	MWSS014
93189277	172100099010	MWSS099
93191478	172100098010	MWSS098
VOLKSWAGEN		
1H0927807	172100001010	MWSS001
1H0927807D	172100050010	MWSS050
1H0927808	172100000010	MWSS000
1J0927803	172100001010	MWSS001
1J0927804	172100000010	MWSS000
1J0927807B	172100002010	MWSS002
1K0927807	172100020010	MWSS020
1K0927807A	172100142010	MWSS142
1K0927808	172100021010	MWSS021
1K0927808A	172100143010	MWSS143
2D0927807	172100078010	MWSS078
2D0927807A	172100079010	MWSS079
2D0927808A	172100079010	MWSS079
2E0927748L	172100187010	MWSS187
2E0927748M	172100188010	MWSS188
2E0927748N	172100189010	MWSS189
2E0927748Q	172100187010	MWSS187
2E0927748S	172100188010	MWSS188
2E0927748T	172100189010	MWSS189
2E0927801	172100168010	MWSS168
2E0927801A	172100169010	MWSS169
2E0927801B	172100167010	MWSS167

OES		MAGNET MARELLI PARTS & SERVICES
ABS SENSOR		
VOLKSWAGEN		
2K0927807	172100077010	MWSS077
3B0927807B	172100030010	MWSS030
3B0927807C	172100030010	MWSS030
3B0927807D	172100030010	MWSS030
4E0927803	172100122010	MWSS122
4E0927803A	172100122010	MWSS122
4E0927803D	172100122010	MWSS122
4E0927803F	172100122010	MWSS122
4E0927804	172100123010	MWSS123
4E0927804A	172100123010	MWSS123
4E0927804D	172100123010	MWSS123
4E0927804F	172100123010	MWSS123
6K0927807D	172100032010	MWSS032
6N0927807A	172100032010	MWSS032
6Q0927803A	172100023010	MWSS023
6Q0927803B	172100023010	MWSS023
6Q0927804A	172100019010	MWSS019
6Q0927804B	172100019010	MWSS019
6Q0927807A	172100025010	MWSS025
6Q0927807B	172100025010	MWSS025
6Q0927808A	172100026010	MWSS026
6Q0927808B	172100026010	MWSS026
701927807A	172100081010	MWSS081
701927807D	172100083010	MWSS083
701927807E	172100082010	MWSS082
701927807F	172100081010	MWSS081
7H0927803	172100027010	MWSS027
7H0927804	172100028010	MWSS028
7L0927807A	172100067010	MWSS067
7L0927807B	172100067010	MWSS067
7L0927808A	172100068010	MWSS068
7L0927808B	172100068010	MWSS068
8D0927803B	172100022010	MWSS022
8D0927803C	172100022010	MWSS022
8D0927803D	172100022010	MWSS022
8D0927807C	172100024010	MWSS024
8E0927803	172100031010	MWSS031
8E0927803A	172100031010	MWSS031
8E0927803B	172100029010	MWSS029
8E0927807	172100030010	MWSS030
8E0927807B	172100124010	MWSS124
8E0927807C	172100125010	MWSS125
8E0927807G	172100126010	MWSS126
WHT003856	172100028010	MWSS028
WHT003856A	172100068010	MWSS068
WHT003856B	172100068010	MWSS068
WHT003857	172100027010	MWSS027
WHT003857A	172100067010	MWSS067
WHT003857B	172100067010	MWSS067
WHT003858	172100021010	MWSS021
WHT003858A	172100143010	MWSS143
WHT003859	172100020010	MWSS020
WHT003859A	172100142010	MWSS142
WHT003860	172100019010	MWSS019
WHT003861	172100023010	MWSS023

OES		 PARTS & SERVICES	
ABS SENSOR			
VOLKSWAGEN			
WHT003862	172100026010	MWSS026	
WHT003863	172100025010	MWSS025	
WHT003864	172100077010	MWSS077	
WHT003864A	172100141010	MWSS141	
WHT003864B	172100141010	MWSS141	

OES		 PARTS & SERVICES	
ABS SENSOR			
VOLVO			
9475557	172100045010	MWSS045	
13042888	172100132010	MWSS132	
30648986	172100046010	MWSS046	
30748149	172100045010	MWSS045	
30793635	172100046010	MWSS046	
31317076	172100132010	MWSS132	
31423609	172100132010	MWSS132	

TYPE GROUP E1

OES		 PARTS & SERVICES	
OIL TEMPERATURE SENSOR			
AUDI			
059919563	171916911150	SGA115	
BMW			
1433076	171916011130	SGA113	
13621433076	171916011130	SGA113	
23017838935	171916011130	SGA113	
DACIA			
2345012920	171916911160	SGA116	
5001870250	171916911160	SGA116	
7701058398	171916911160	SGA116	
FORD			
1960041	171916911160	SGA116	
1960296	171916911160	SGA116	
1961789	171916911160	SGA116	
JAGUAR			
LHE1600AA	171916911140	SGA114	
LAND ROVER			
MEK000030L	171916011130	SGA113	
MEK100060L	171916911140	SGA114	
MEK100170L	171916011130	SGA113	
MEK500130	171916011130	SGA113	
NSC100870L	171916011130	SGA113	
MG			
MEK100060	171916911140	SGA114	
NISSAN			
2263000QAH	171916911160	SGA116	
2263001U00	171916911160	SGA116	
226300M200	171916911160	SGA116	
226301W400	171916911160	SGA116	
226303NA0A	171916911160	SGA116	
2263043Y00	171916911160	SGA116	
2263044B10	171916911160	SGA116	

OES		 PARTS & SERVICES	
OIL TEMPERATURE SENSOR			
NISSAN			
2263044B20	171916911160	SGA116	
226307Y000	171916911160	SGA116	
2263095F0B	171916911160	SGA116	
22630ED000	171916911160	SGA116	
22630JA10A	171916911160	SGA116	
22630JN00A	171916911160	SGA116	
22630LC30A	171916911160	SGA116	
OPEL			
04415176	171916911160	SGA116	
4415176	171916911160	SGA116	
093180124	171916911160	SGA116	
93180124	171916911160	SGA116	
RENAULT			
2345012920	171916911160	SGA116	
5001870250	171916911160	SGA116	
7701058398	171916911160	SGA116	
ROVER			
GTR206	171916911140	SGA114	
GTR270	171916011130	SGA113	
MEK000030	171916011130	SGA113	
MEK100060	171916911140	SGA114	
MEK100170	171916011130	SGA113	
MEK500130	171916011130	SGA113	
NSC100870	171916011130	SGA113	
YCB100420	171916011130	SGA113	
SEAT			
059919563	171916911150	SGA115	
SKODA			
059919563	171916911150	SGA115	
VOLKSWAGEN			
059919563	171916911150	SGA115	

OES	 PARTS & SERVICES	
FUEL TEMPERATURE SENSOR		
FORD		
1047284	171916011160	SPA116
3929104	171916011160	SPA116
4537712	171916011160	SPA116
5072891	171916011160	SPA116
8E5A12A648AA	171916011160	SPA116
978F12A648AA	171916011160	SPA116
F62F12A648AA	171916011160	SPA116
F62Z12A648A	171916011160	SPA116
F62Z12A648AA	171916011160	SPA116
F77F12A648AA	171916011160	SPA116
F77Z12A648AA	171916011160	SPA116
F8CZ12A648AA	171916011160	SPA116
XU3F12A648AA	171916011160	SPA116
HYUNDAI		
MFSB918840	171916011160	SPA116

OES	 PARTS & SERVICES	
FUEL TEMPERATURE SENSOR		
JAGUAR		
LRA1600BA	171916011160	SPA116
KIA		
MFSB918840	171916011160	SPA116
LAND ROVER		
LR019736	171916011160	SPA116
MAZDA		
L35G18840	171916011160	SPA116
LF0118840	171916011160	SPA116
LF0118840A	171916011160	SPA116
VOLVO		
30658181	171916011160	SPA116
30777334	171916011160	SPA116

TYPE GROUP E3

OES		MAGNETI MARELLI PARTS & SERVICES
COOLANT TEMPERATURE SENSOR		
ALFA ROMEO		
4067872	171916011010	SPA101
4108672	171916011010	SPA101
4276954	171916011010	SPA101
4349082	171916011010	SPA101
4393601	171916011310	SPA131
4407984	171916011010	SPA101
4409505	171916011010	SPA101
4414600	171916011010	SPA101
4448131	171916011010	SPA101
4850371	215810021003	WTS05-1
5972332	171916011040	SPA104
6081220	171916011640	SPA164
6081224	171916011640	SPA164
7083448	171916011150	SPA115
7547977	215810021003	WTS05-1
7588802	171916011010	SPA101
7588882	171916011010	SPA101
7604097	171916011740	SPA174
7647004	171916011290	SPA129
7669143	171916011340	SPA134
7695581	215810021003	WTS05-1
7738223	171916011640	SPA164
7770239	171916011040	SPA104
7778980	171916011150	SPA115
9946866	171916011040	SPA104
46125769	171916011040	SPA104
46414596	171925011040	SZA104
46449499	171925011070	SZA107
46458931	171916011010	SPA101
46462179	171916011030	SPA103
46469865	171916011030	SPA103
46472179	171916011030	SPA103
46474599	171925011060	SZA106
46477022	215810021003	WTS05-1
46520384	171916011780	SPA178
46520915	171925011080	SPA108
46554621	171916011770	SPA177
46753479	171925011050	SZA105
46824133	816001633701	816001633701
55187822	171916011030	SPA103
55188058	171916011770	SPA177
55190791	171916011560	SPA156
55190792	171916011560	SPA156
55193203	171916011770	SPA177
55199579	171916011150	SPA115
55203964	171916011750	SPA175
55206393	171916011460	SPA146
55214054	816001633701	816001633701
55214055	816001633701	816001633701
55223506	171916011890	SPA189
55353807	171916011820	SPA182
55353809	171916011750	SPA175
60513205	171916011040	SPA104
60523383	171916011310	SPA131
60528383	171916011310	SPA131

OES		MAGNETI MARELLI PARTS & SERVICES
COOLANT TEMPERATURE SENSOR		
ALFA ROMEO		
60534312	171916011290	SPA129
60573388	171925011010	SZA101
60576529	171925011070	SZA107
60800167	171916011040	SPA104
60800522	171916011290	SPA129
60806379	215810021003	WTS05-1
60808142	171916011040	SPA104
60809565	171925011070	SZA107
60811520	171916011150	SPA115
60812077	171925011070	SZA107
60813687	171916011010	SPA101
60813751	215810021003	WTS05-1
60814175	171916011030	SPA103
60814715	171916011030	SPA103
60816476	171925011050	SZA105
71716685	816001633701	816001633701
71719202	816001633701	816001633701
71719393	816001633701	816001633701
71741090	171916011030	SPA103
71742065	171916011850	SPA185
71746355	171916011750	SPA175
76470040	171916011290	SPA129
77363457	171916011770	SPA177
77363458	171925011050	SZA105
77363465	171916011560	SPA156
93247291	171916011150	SPA115
95640493	171925011020	SZA102
98424793	171916011040	SPA104
99455420	171916011030	SPA103
500382599	171916011030	SPA103
552039640	171916011750	SPA175
553538090	171916011750	SPA175
605132050	171916011040	SPA104
605233830	171916011310	SPA131
605343120	171916011290	SPA129
670005736	171916011030	SPA103
670050444	171916011030	SPA103
7401346030	171916011290	SPA129
9564949380	171925011020	SZA102
9601842680	171916011020	SPA102
9603324880	171916011800	SPA180
9613147080	171925011010	SZA101
9621000680	171916011800	SPA180
9628454680	171916011070	SPA107
9631000880	171916011670	SPA167
9632562080	171916011720	SPA172
9636777180	171916011070	SPA107
9636777280	171916011670	SPA167
9654414180	171916011720	SPA172
119111101000	171916011310	SPA131
195051110100	171916011290	SPA129
195321101000	171916011040	SPA104
1953211010000	171916011040	SPA104
19532110100000	171916011040	SPA104
5269870AB	171916011890	SPA189

OES		 PARTS & SERVICES	
COOLANT TEMPERATURE SENSOR			
ALFA ROMEO			
71718201*	171925011050	SZA105	
AUDI			
025906041	171916011040	SPA104	
026906161	171916011430	SPA143	
034906161	171916011250	SPA125	
059919501	171916011590	SPA159	
079919523	171916011960	SPA196	
113906161	171916011190	SPA119	
0269061612	171916011250	SPA125	
357919501	171916011400	SPA140	
02690616112	215810021003	WTS05-1	
025906041A	171916011060	SPA106	
035919369M	171916011210	SPA121	
03F919501A	171916011920	SPA192	
03F919501B	171916011920	SPA192	
04E919501C	171916011920	SPA192	
058919501A	171916011440	SPA144	
059919501A	171916011090	SPA109	
06A919501	171916011110	SPA111	
06A919501A	171916011110	SPA111	
06K919523	171916011960	SPA196	
06K919525	171916011960	SPA196	
078919501B	171916011650	SPA165	
078919501C	171916011090	SPA109	
079919523B	171916011960	SPA196	
251919501A	171916011050	SPA105	
251919501D	171916011050	SPA105	
357919501A	171916011100	SPA110	
357919501B	171916011400	SPA140	
4A0919501A	171916011590	SPA159	
6U0919501	171916011040	SPA104	
6U0919501B	171916011100	SPA110	
J8942220010	171916011680	SPA168	
SE021947000E	171916011040	SPA104	
X03952640	171916011040	SPA104	
BMW			
1284397	171916011040	SPA104	
1401945	171916011040	SPA104	
1433077	171916011120	SPA112	
1709966	171916011040	SPA104	
1730034	171916011320	SPA132	
7535068	171916011610	SPA161	
7788077	171916011120	SPA112	
7797957	171916011860	SPA186	
12621288156	171916011210	SPA121	
12621288158	171916011210	SPA121	
13621284397	171916011040	SPA104	
13621288158	171916011210	SPA121	
13621357414	171916011310	SPA131	
13621401945	171916011040	SPA104	
13621433077	171916011120	SPA112	
13621459197	171916011290	SPA129	
13621486698	171916011890	SPA189	
13621707366	171916011210	SPA121	
13621709966	171916011040	SPA104	

OES		 PARTS & SERVICES	
COOLANT TEMPERATURE SENSOR			
BMW			
13621709967	171916011040	SPA104	
13621730034	171916011320	SPA132	
13622242184	171916011640	SPA164	
13627535068	171916011610	SPA161	
13627788077	171916011120	SPA112	
13627791951	171916011680	SPA168	
13627797957	171916011860	SPA186	
13631730034	171916011320	SPA132	
13641288158	171916011640	SPA164	
61311459197	171916011290	SPA129	
CHEVROLET			
1338359	171916011460	SPA146	
9109810	171916011600	SPA160	
9160301	215810021003	WTS05-1	
12146312	171916011740	SPA174	
12191170	171916011150	SPA115	
12566778	171916011030	SPA103	
12611420	171916011150	SPA115	
12641073	171916011820	SPA182	
15326386	171916011740	SPA174	
15326388	171916011150	SPA115	
15404280	171916011150	SPA115	
19022018	171916011680	SPA168	
24436779	171916011030	SPA103	
25036898	171916011150	SPA115	
25036979	171916011740	SPA174	
55206393	171916011460	SPA146	
55353807	171916011820	SPA182	
55563530	171916011820	SPA182	
55566146	171916011030	SPA103	
55591002	171916011820	SPA182	
55591401	171916011820	SPA182	
55599958	171916011030	SPA103	
90541520	171916011030	SPA103	
90541937	171916011030	SPA103	
90542063	171916011030	SPA103	
90570185	171916011030	SPA103	
90570382	171916011030	SPA103	
91171786	171916011680	SPA168	
93184580	215810021003	WTS05-1	
93198034	171916011830	SPA183	
93342219	171916011030	SPA103	
94853124	171916011680	SPA168	
94856779	171916011880	SPA188	
96181508	171916011150	SPA115	
96182634	171916011150	SPA115	
96868950	171916011030	SPA103	
CHRYSLER			
4720598	171916011640	SPA164	
5226504	171916011370	SPA137	
55353807	171916011820	SPA182	
05269870AB	171916011890	SPA189	
5080147AA	171916011630	SPA163	
5269870AB	171916011890	SPA189	
68001313AB	171916011110	SPA111	

TYPE GROUP E3

OES		MAGNETI MARELLI PARTS & SERVICES
COOLANT TEMPERATURE SENSOR		
CHRYSLER		
68055357AA	171916011150	SPA115
68070744AA	171916011560	SPA156
68098532AA	171916011030	SPA103
68122824AA	171916011750	SPA175
68195313AA	816001633701	816001633701
68275125AA	171916011460	SPA146
68300629AA	171916011030	SPA103
68306391AA	171916011030	SPA103
K05269870AB	171916011890	SPA189
K68055357AA	171916011150	SPA115
K68070744AA	171916011560	SPA156
K68098532AA	171916011030	SPA103
K68122824AA	171916011750	SPA175
K68195313AA	816001633701	816001633701
K68275125AA	171916011460	SPA146
K68300629AA	171916011030	SPA103
K68306391AA	171916011030	SPA103
MD177572	171916011420	SPA142
MD182467	171916011420	SPA142
CITROËN		
024246	171916011040	SPA104
024262	171916011290	SPA129
133809	171916011020	SPA102
133810	171916011800	SPA180
133855	171916011800	SPA180
133856	171916011800	SPA180
133857	171916011040	SPA104
133875	171916011200	SPA120
133884	171916011800	SPA180
133888	171916011070	SPA107
133891	171916011200	SPA120
133897	171916011670	SPA167
5502644	171916011310	SPA131
91040370	171916011040	SPA104
91414549	171916011040	SPA104
91514549	171916011040	SPA104
95640493	171925011020	SZA102
96018426	171916011020	SPA102
96033248	171916011800	SPA180
96131470	171925011010	SZA101
96284546	171916011070	SPA107
96310010	171916011670	SPA167
96367771	171916011070	SPA107
96368023	171916011070	SPA107
96368024	171916011070	SPA107
96368027	171916011670	SPA167
96566364	171916011610	SPA161
1613253280	171916011420	SPA142
7401346030	171916011290	SPA129
9564949380	171925011020	SZA102
9603324880	171916011800	SPA180
9613147080	171925011010	SZA101
9621000680	171916011800	SPA180
9623870180	171916011200	SPA120
9632562480	171916011720	SPA172

OES		MAGNETI MARELLI PARTS & SERVICES
COOLANT TEMPERATURE SENSOR		
CITROËN		
9636777180	171916011070	SPA107
9654414180	171916011720	SPA172
9655414180	171916011720	SPA172
9656636480	171916011610	SPA161
9670340380	171916011070	SPA107
9675342080	171916011790	SPA179
1338A5	215810021003	WTS05-1
1338A6	171916011670	SPA167
1338A7	171916011070	SPA107
1338C1	171916011720	SPA172
1338C7	171916011030	SPA103
1338E2	171916011720	SPA172
1338F3	171916011610	SPA161
1338F8	171916011610	SPA161
1338F9	171916011030	SPA103
1338G4	171916011420	SPA142
1338G9	171916011460	SPA146
19203F	171916011640	SPA164
1920C4	171925011020	SZA102
1920K9	171925011010	SZA101
1920KP	171916011620	SPA162
1920RJ	171916011620	SPA162
6541E7	171916011720	SPA172
6541J0	171916011720	SPA172
V7535068	171916011610	SPA161
DACIA		
7700105087	171916011690	SPA169
8200561449	171916011080	SPA108
8200650777	171916011830	SPA183
8200720768	171916011470	SPA147
8200766043	171916011830	SPA183
226300007R	171916011470	SPA147
226301872R	171916011830	SPA183
226306024R	171916011080	SPA108
226309418R	171916011690	SPA169
DAEWOO		
12146312	171916011740	SPA174
12191170	171916011150	SPA115
15326386	171916011740	SPA174
15326388	171916011150	SPA115
15404280	171916011150	SPA115
25036898	171916011150	SPA115
25036979	171916011740	SPA174
96181508	171916011150	SPA115
96182634	171916011150	SPA115
DAIHATSU		
8942287701	171916011370	SPA137
8942216010000	171916011880	SPA188
8942222030000	171916011880	SPA188
8942233030000	171916011620	SPA162
8942287101000	171916011420	SPA142
8942287202000	171916011420	SPA142
8942287701000	171916011370	SPA137

OES		 PARTS & SERVICES	
COOLANT TEMPERATURE SENSOR			
DODGE			
5269870AB	171916011890	SPA189	
68001313AB	171916011110	SPA111	
68055357AA	171916011150	SPA115	
K68055357AA	171916011150	SPA115	
DR			
A113617011	171916011640	SPA164	
FERRARI			
125380	215810021003	WTS05-1	
125769	171916011040	SPA104	
172750	171916011040	SPA104	
180137	171916011030	SPA103	
5972332	171916011040	SPA104	
7770239	171916011040	SPA104	
46472179	171916011030	SPA103	
60808142	171916011040	SPA104	
60814715	171916011030	SPA103	
71739856	171916011030	SPA103	
98424793	171916011040	SPA104	
99455420	171916011030	SPA103	
500382599	171916011030	SPA103	
FIAT			
4067872	171916011010	SPA101	
4108672	171916011010	SPA101	
4276954	171916011010	SPA101	
4349082	171916011010	SPA101	
4393601	171916011310	SPA131	
4407984	171916011010	SPA101	
4409505	171916011010	SPA101	
4414600	171916011010	SPA101	
4448131	171916011010	SPA101	
4850371	215810021003	WTS05-1	
5972332	171916011040	SPA104	
6081220	171916011640	SPA164	
6081224	171916011640	SPA164	
7083448	171916011150	SPA115	
7588802	171916011010	SPA101	
7588882	171916011010	SPA101	
7591297	116596739902	SPA052	
7604097	171916011740	SPA174	
7647004	171916011290	SPA129	
7669143	171916011340	SPA134	
7695581	215810021003	WTS05-1	
7738223	171916011640	SPA164	
7770239	171916011040	SPA104	
7778980	171916011150	SPA115	
9946866	171916011040	SPA104	
46125769	171916011040	SPA104	
46414596	171925011040	SZA104	
46449499	171925011070	SZA107	
46458931	171916011010	SPA101	
46462179	171916011030	SPA103	
46469865	171916011030	SPA103	
46472179	171916011030	SPA103	
46474599	171925011060	SZA106	
46520384	171916011780	SPA178	

OES		 PARTS & SERVICES	
COOLANT TEMPERATURE SENSOR			
FIAT			
46520915	171925011080	SZA108	
46554621	171916011770	SPA177	
46753479	171925011050	SZA105	
46824133	816001633701	816001633701	
55187822	171916011030	SPA103	
55188058	171916011770	SPA177	
55190791	171916011560	SPA156	
55190792	171916011560	SPA156	
55193203	171916011770	SPA177	
55199579	171916011150	SPA115	
55203964	171916011750	SPA175	
55206393	171916011460	SPA146	
55214054	816001633701	816001633701	
55214055	816001633701	816001633701	
55223506	171916011890	SPA189	
55353807	171916011820	SPA182	
55353809	171916011750	SPA175	
60513205	171916011040	SPA104	
60523383	171916011310	SPA131	
60528383	171916011310	SPA131	
60534312	171916011290	SPA129	
60573388	171925011010	SZA101	
60576529	171925011070	SZA107	
60800167	171916011040	SPA104	
60800522	171916011290	SPA129	
60806379	215810021003	WTS05-1	
60808142	171916011040	SPA104	
60809565	171925011070	SZA107	
60811520	171916011150	SPA115	
60812077	171925011070	SZA107	
60813687	171916011010	SPA101	
60813751	215810021003	WTS05-1	
60814175	171916011030	SPA103	
60814715	171916011030	SPA103	
60816476	171925011050	SZA105	
71716685	816001633701	816001633701	
71719202	816001633701	816001633701	
71719393	816001633701	816001633701	
71739856	171916011030	SPA103	
71741090	171916011030	SPA103	
71742065	171916011850	SPA185	
71746355	171916011750	SPA175	
76470040	171916011290	SPA129	
77363457	171916011770	SPA177	
77363458	171925011050	SZA105	
77363465	171916011560	SPA156	
93247291	171916011150	SPA115	
95640493	171925011020	SZA102	
98424793	171916011040	SPA104	
99455420	171916011030	SPA103	
500382599	171916011030	SPA103	
552039640	171916011750	SPA175	
553538090	171916011750	SPA175	
605132050	171916011040	SPA104	
605233830	171916011310	SPA131	

TYPE GROUP E3

OES		MAGNETI MARELLI PARTS & SERVICES
COOLANT TEMPERATURE SENSOR		
FIAT		
605343120	171916011290	SPA129
670005736	171916011030	SPA103
670050444	171916011030	SPA103
7401346030	171916011290	SPA129
9564949380	171925011020	SZA102
9601842680	171916011020	SPA102
9603324880	171916011800	SPA180
9613147080	171925011010	SZA101
9621000680	171916011800	SPA180
9628454680	171916011070	SPA107
9631000880	171916011670	SPA167
9632562080	171916011720	SPA172
9636777180	171916011070	SPA107
9636777280	171916011670	SPA167
9654414180	171916011720	SPA172
119111101000	171916011310	SPA131
195051110100	171916011290	SPA129
195321101000	171916011040	SPA104
5269870AB	171916011890	SPA189
71718201*	171925011050	SZA105
FORD		
1079267	171916011580	SPA158
1087327	171916011540	SPA154
1089854	171916011530	SPA153
1100619	171916011090	SPA109
1100736	171916011110	SPA111
1104480	171916011540	SPA154
1109340	171916011790	SPA179
1121670	171916011480	SPA148
1124770	171916011090	SPA109
1204700	171916011720	SPA172
1207003	171916011040	SPA104
1231943	171916011720	SPA172
1320256	171916011480	SPA148
1331294	171916011100	SPA110
1342631	171916011720	SPA172
1371592	171916011840	SPA184
1427774	171916011720	SPA172
1448377	171916011880	SPA188
1458378	171916011790	SPA179
1459209	171916011110	SPA111
1483838	171916011480	SPA148
1484876	171916011790	SPA179
1538606	171916011770	SPA177
1540574	171916011790	SPA179
1552452	171916011580	SPA158
1557880	171916011480	SPA148
1626262	171916011510	SPA151
1626473	171916011210	SPA121
1639283	215810021003	WTS05-1
1669948	171916011100	SPA110
1669949	171916011050	SPA105
1669965	171916011060	SPA106
1702985	171916011790	SPA179
1710151	171916011580	SPA158

OES		MAGNETI MARELLI PARTS & SERVICES
COOLANT TEMPERATURE SENSOR		
FORD		
1724202	171916011460	SPA146
1742833	171916011580	SPA158
1770524	171916011580	SPA158
1770525	171916011480	SPA148
1802332	171916011790	SPA179
1803883	171916011790	SPA179
1892398	171916011790	SPA179
1953327	171916011370	SPA137
1957002	171916011310	SPA131
3405645	171916011680	SPA168
3465427	171916011680	SPA168
3601374	171916011680	SPA168
3857955	171916011133	SPA113
3936774	171916011410	SPA141
3999215	171916011330	SPA133
4074917	171916011580	SPA158
4093827	171916011790	SPA179
4323633	171916011700	SPA170
4337456	171916011700	SPA170
4529853	171916011790	SPA179
5040463	171916011133	SPA113
5042970	171916011700	SPA170
6810428	171916011510	SPA151
7072695	171916011640	SPA164
7158126	171916011700	SPA170
34906161	171916011250	SPA125
1C1R7H141AA	171916011040	SPA104
1L2412A648BA	171916011700	SPA170
1L2A12A648AA	171916011790	SPA179
1L2Z12A648AA	171916011790	SPA179
2S6Q12A648AA	171916011720	SPA172
2S6Q12A648AB	171916011720	SPA172
3L8A12A648BA	171916011790	SPA179
3L8A12A648BB	171916011790	SPA179
3M5Q12A648AA	171916011720	SPA172
6M2110884AA	171916011110	SPA111
6M3412A648AA	171916011880	SPA188
6M5G12A648AA	171916011840	SPA184
7C1112A648AA	171916011790	SPA179
7C1112A648AB	171916011790	SPA179
7C1112A648AC	171916011790	SPA179
7M5112A648AA	171916011790	SPA179
7M5112A648BA	171916011790	SPA179
8L3A6G004AA	171916011133	SPA113
95VW10884AA	171916011100	SPA110
95VW10884AB	171916011100	SPA110
95VW10884BA	171916011050	SPA105
95VW12A648BA	171916011060	SPA106
98FF6G004AB	171916011580	SPA158
98FF6G004AC	171916011580	SPA158
98FU10884AA	171916011540	SPA154
98FU10884BA	171916011540	SPA154
9C116G004BA	171916011580	SPA158
9C116G004BB	171916011580	SPA158
9C116G004BC	171916011580	SPA158

OES	 PARTS & SERVICES	
COOLANT TEMPERATURE SENSOR		
FORD		
9C116G004BD	171916011580	SPA158
9C116G004DA	171916011480	SPA148
9C116G004DD	171916011480	SPA148
9S5112A648BA	171916011770	SPA177
B55112A648AA	171916011460	SPA146
D84Y12A648A	171916011510	SPA151
DY303	171916011510	SPA151
E0AE12A648AA	171916011510	SPA151
E0AZ12A648A	171916011510	SPA151
E1AF12A648AA	171916011510	SPA151
E1AZ12648B	171916011510	SPA151
E1AZ12A648A	171916011510	SPA151
E2AF12A648AA	171916011510	SPA151
E4AF12A648AA	171916011510	SPA151
E6DZ12A648A	171916011510	SPA151
E6DZ19E702A	171916011510	SPA151
E80Y19E702A	171916011510	SPA151
E8GY12A648A	171916011370	SPA137
F1AF12A648BA	171916011510	SPA151
F1AZ12A648B	171916011510	SPA151
F2AF12A648AA	171916011510	SPA151
F2AZ12A648A	171916011510	SPA151
F2AZ12A648AA	171916011510	SPA151
F3Z212A648A	171916011680	SPA168
F3AF12A648AA	171916011510	SPA151
F4Z210884A	171916011680	SPA168
F4Z210884AA	171916011680	SPA168
F44TZ12A648A	171916011510	SPA151
F4AF12A648AA	171916011510	SPA151
F4BZ12A648A	171916011680	SPA168
F50Y19E702A	171916011510	SPA151
F5AF12648AB	171916011700	SPA170
F5AF12A648AA	171916011700	SPA170
F5AF12A648AB	171916011700	SPA170
F62Z10884A	171916011680	SPA168
F62Z10884AA	171916011680	SPA168
F65D6G004AB	171916011133	SPA113
F65F6G004AB	171916011133	SPA113
F6DZ19E702A	171916011510	SPA151
F77F10884BB	171916011410	SPA141
F7CZ10884BA	171916011410	SPA141
F83F10884AA	171916011330	SPA133
V85SF12A648AA	171916011210	SPA121
V86HF12A648AA	215810021003	WTS05-1
XM2110884BA	171916011110	SPA111
XM218A570BA	171916011090	SPA109
XM3412A648AA	171916011680	SPA168
XS6E12A648BA	171916011530	SPA153
XS6F12A648	171916011790	SPA179
XS6F12A648BA	171916011530	SPA153
XS6F12A648CA	171916011790	SPA179
XS6F12A648CB	171916011790	SPA179
XS6Z12A648CA	171916011790	SPA179
XS7F6G004AB	171916011480	SPA148
XS7F6G004AC	171916011480	SPA148

OES	 PARTS & SERVICES	
COOLANT TEMPERATURE SENSOR		
FORD		
XS7F6G004AD	171916011480	SPA148
HONDA		
8250369790	171916011740	SPA174
37870P5TG00	171916011040	SPA104
37870P7A005	171916011880	SPA188
37870PDFE00	171916011040	SPA104
37870PDFE01	171916011040	SPA104
37870PJ7003	171916011550	SPA155
37870PK2005	171916011550	SPA155
37870PK2015	171916011550	SPA155
37870PLC004	171916011570	SPA157
37870PLZD00	171916011030	SPA103
37870PNA003	171916011570	SPA157
37870RAAA01	171916011570	SPA157
37870RBDE01	171916011030	SPA103
37870RTA005	171916011520	SPA152
37870RWCA01	171916011520	SPA152
37870RZA007	171916011520	SPA152
48160P6K004	171916011550	SPA155
HYUNDAI		
3922002500	171916011900	SPA190
3922002510	171916011900	SPA190
3922002520	171916011900	SPA190
3922022000	171916011040	SPA104
3922022010	171916011040	SPA104
3922035700	171916011420	SPA142
3922035710	171916011420	SPA142
3922038010	171916011900	SPA190
3922038020	171916011380	SPA138
3922038030	171916011380	SPA138
3923026700	171916011380	SPA138
9465029001	171916011020	SPA102
0K01118840	171916011370	SPA137
0K0541884X	171916011370	SPA137
0K73718840	171916011040	SPA104
0K95B18840	171916011370	SPA137
392203C010	171916011900	SPA190
K857418840	171916011370	SPA137
MB59318840A	171916011680	SPA168
INFINITI		
2263000Q1C	171916011080	SPA108
2263000QAB	171916011080	SPA108
22630D5900	171916011370	SPA137
22630JN00A	171916011500	SPA150
ISUZU		
5862028470	171916011550	SPA155
8121463120	171916011740	SPA174
8121911700	171916011150	SPA115
8154042800	171916011150	SPA115
8250369790	171916011740	SPA174
8942058660	171916011040	SPA104
8943420110	171916011300	SPA130

TYPE GROUP E3

OES		 PARTS & SERVICES	
COOLANT TEMPERATURE SENSOR			
IVECO			
4414600	171916011010	SPA101	
4448131	171916011010	SPA101	
5972332	171916011040	SPA104	
7647004	171916011290	SPA129	
98424793	171916011040	SPA104	
99455420	171916011030	SPA103	
500309833	171925011040	SZA104	
500382599	171916011030	SPA103	
JAGUAR			
DAC4737	171916011640	SPA164	
EAC5713	171916011290	SPA129	
JDE10862	171916011480	SPA148	
JDE28626	171916011790	SPA179	
JDE3422	171916011480	SPA148	
JDE8253	171916011480	SPA148	
LNA1600AA	171916011680	SPA168	
LRA1600AA	171916011700	SPA170	
UKC2525	171916011310	SPA131	
XR832403	171916011700	SPA170	
JEEP			
55206393	171916011460	SPA146	
55353807	171916011820	SPA182	
5080147AA	171916011630	SPA163	
5269870AB	171916011890	SPA189	
68001313AB	171916011110	SPA111	
68055357AA	171916011150	SPA115	
K68055357AA	171916011150	SPA115	
K68101520AA	171916011750	SPA175	
KIA			
3922002500	171916011900	SPA190	
3922002510	171916011900	SPA190	
3922002520	171916011900	SPA190	
3922022000	171916011040	SPA104	
3922022010	171916011040	SPA104	
3922035700	171916011420	SPA142	
3922035710	171916011420	SPA142	
3922038010	171916011900	SPA190	
3922038020	171916011380	SPA138	
3922038030	171916011380	SPA138	
3923026700	171916011380	SPA138	
9465029001	171916011020	SPA102	
0K01118840	171916011370	SPA137	
0K0541884X	171916011370	SPA137	
0K73718840	171916011040	SPA104	
0K95B18840	171916011370	SPA137	
392203C010	171916011900	SPA190	
K857418840	171916011370	SPA137	
MB59318840A	171916011680	SPA168	
LANCIA			
4067872	171916011010	SPA101	
4108672	171916011010	SPA101	
4276954	171916011010	SPA101	
4349082	171916011010	SPA101	
4393601	171916011310	SPA131	
4407984	171916011010	SPA101	

OES		 PARTS & SERVICES	
COOLANT TEMPERATURE SENSOR			
LANCIA			
4409505	171916011010	SPA101	
4414600	171916011010	SPA101	
4448131	171916011010	SPA101	
4850371	215810021003	WTS05-1	
5972332	171916011040	SPA104	
6081220	171916011640	SPA164	
6081224	171916011640	SPA164	
7083448	171916011150	SPA115	
7547977	215810021003	WTS05-1	
7588802	171916011010	SPA101	
7588882	171916011010	SPA101	
7604097	171916011740	SPA174	
7647004	171916011290	SPA129	
7669143	171916011340	SPA134	
7695581	215810021003	WTS05-1	
7738223	171916011640	SPA164	
7770239	171916011040	SPA104	
7778980	171916011150	SPA115	
9946866	171916011040	SPA104	
46125769	171916011040	SPA104	
46414596	171925011040	SZA104	
46449499	171925011070	SZA107	
46458931	171916011010	SPA101	
46462179	171916011030	SPA103	
46469865	171916011030	SPA103	
46472179	171916011030	SPA103	
46474599	171925011060	SZA106	
46477022	215810021003	WTS05-1	
46520384	171916011780	SPA178	
46520915	171925011080	SZA108	
46554621	171916011770	SPA177	
46753479	171925011050	SZA105	
46824133	816001633701	816001633701	
55187822	171916011030	SPA103	
55188058	171916011770	SPA177	
55190791	171916011560	SPA156	
55190792	171916011560	SPA156	
55193203	171916011770	SPA177	
55199579	171916011150	SPA115	
55203964	171916011750	SPA175	
55206393	171916011460	SPA146	
55214054	816001633701	816001633701	
55214055	816001633701	816001633701	
55223506	171916011890	SPA189	
55353807	171916011820	SPA182	
55353809	171916011750	SPA175	
60513205	171916011040	SPA104	
60523383	171916011310	SPA131	
60528383	171916011310	SPA131	
60534312	171916011290	SPA129	
60573388	171925011010	SZA101	
60576529	171925011070	SZA107	
60800167	171916011040	SPA104	
60800522	171916011290	SPA129	
60806379	215810021003	WTS05-1	

OES	 PARTS & SERVICES	
COOLANT TEMPERATURE SENSOR		
LANCIA		
60808142	171916011040	SPA104
60809565	171925011070	SZA107
60811520	171916011150	SPA115
60812077	171925011070	SZA107
60813687	171916011010	SPA101
60813751	215810021003	WTS05-1
60814175	171916011030	SPA103
60814715	171916011030	SPA103
60816476	171925011050	SZA105
71716685	816001633701	816001633701
71719202	816001633701	816001633701
71719393	816001633701	816001633701
71741090	171916011030	SPA103
71742065	171916011850	SPA185
71746355	171916011750	SPA175
76470040	171916011290	SPA129
77363457	171916011770	SPA177
77363458	171925011050	SZA105
77363465	171916011560	SPA156
93247291	171916011150	SPA115
95640493	171925011020	SZA102
98424793	171916011040	SPA104
99455420	171916011030	SPA103
500382599	171916011030	SPA103
552039640	171916011750	SPA175
553538090	171916011750	SPA175
605132050	171916011040	SPA104
605233830	171916011310	SPA131
605343120	171916011290	SPA129
670005736	171916011030	SPA103
670050444	171916011030	SPA103
7401346030	171916011290	SPA129
9564949380	171925011020	SZA102
9601842680	171916011020	SPA102
9603324880	171916011800	SPA180
9613147080	171925011010	SZA101
9621000680	171916011800	SPA180
9628454680	171916011070	SPA107
9631000880	171916011670	SPA167
9632562080	171916011720	SPA172
9636777180	171916011070	SPA107
9636777280	171916011670	SPA167
9654414180	171916011720	SPA172
119111101000	171916011310	SPA131
195051110100	171916011290	SPA129
195321101000	171916011040	SPA104
5269870AB	171916011890	SPA189
71718201*	171925011050	SZA105
LAND ROVER		
4323633	171916011700	SPA170
4337456	171916011700	SPA170
ERR2081	171916011040	SPA104
LR000241	171916011790	SPA179
LR000318	171916011790	SPA179
LR003203	171916011840	SPA184

OES	 PARTS & SERVICES	
COOLANT TEMPERATURE SENSOR		
LAND ROVER		
LR025045	171916011790	SPA179
LR044930	171916011790	SPA179
MEK105210	171916011120	SPA112
NSC000100	171916011120	SPA112
STC2299	171916011640	SPA164
MASERATI		
180137	171916011030	SPA103
470079800	215810021003	WTS05-1
670005736	171916011030	SPA103
MAZDA		
1E0018510	171916011700	SPA170
1L2Z12A648AA	171916011790	SPA179
B3C818840	171916011680	SPA168
B3C818840A	171916011680	SPA168
B59318840A	171916011680	SPA168
C20118140Z01	171916011700	SPA170
FS1518840	171916011680	SPA168
GY0118840A	171916011700	SPA170
KLK118840	171916011880	SPA188
N39118840	171916011680	SPA168
NF0218840	171916011680	SPA168
PN4118840	171916011680	SPA168
SH0118840	171916011620	SPA162
U20218840	171916011790	SPA179
Y40218840A	171916011720	SPA172
Y70218840	171916011680	SPA168
ZZL018707	171916011510	SPA151
ZZL018707A	171916011510	SPA151
ZZM018707	171916011510	SPA151
ZZM118707	171916011700	SPA170
MERCEDES-BENZ		
0005425118	171916011630	SPA163
0005426218	171916011810	SPA181
0009050700	171916011630	SPA163
0025420718	171916011060	SPA106
0041531628	171916011210	SPA121
0041532528	171916011210	SPA121
0051532328	171916011810	SPA181
0051536328	171916011810	SPA181
0085423217	171916011360	SPA136
0135427817	171916011110	SPA111
0999053800	171916011630	SPA163
6079051200	171916011830	SPA183
A0005425118	171916011630	SPA163
A0005426218	171916011810	SPA181
A0009050700	171916011630	SPA163
A0025420718	171916011060	SPA106
A0041531628	171916011210	SPA121
A0041532528	171916011210	SPA121
A0051532328	171916011810	SPA181
A0051536328	171916011810	SPA181
A0085423217	171916011360	SPA136
A0135427817	171916011110	SPA111
A099053800	171916011630	SPA163
A6079051200	171916011830	SPA183

TYPE GROUP E3

OES		 PARTS & SERVICES	
COOLANT TEMPERATURE SENSOR			
MINI			
7535068	171916011610	SPA161	
7797957	171916011860	SPA186	
13621486698	171916011890	SPA189	
13627535068	171916011610	SPA161	
13627791951	171916011680	SPA168	
13627797957	171916011860	SPA186	
13627805003	171916011720	SPA172	
mitsubishi			
1308A012	171916011420	SPA142	
AW311467	171916011040	SPA104	
M809548	171916011760	SPA176	
M883623	171916011690	SPA169	
MD177572	171916011420	SPA142	
MD182467	171916011420	SPA142	
MD770573	171916011270	SPA127	
MN960160	171916011630	SPA163	
MN980152	171916011110	SPA111	
MN980264	171916011110	SPA111	
MN982202	171916011720	SPA172	
MR985034	171916011420	SPA142	
MW31392040	171916011690	SPA169	
NISSAN			
2263051E00	171916011370	SPA137	
2263051E02	171916011370	SPA137	
2263037950	171916011260	SPA126	
2263099310	171916011500	SPA150	
2263051E10	171916011370	SPA137	
11023G7000	171916011310	SPA131	
11023V0700	171916011310	SPA131	
2263000A0K	171916011830	SPA183	
2263000Q0F	171916011830	SPA183	
2263000Q0K	171916011830	SPA183	
2263000Q1C	171916011080	SPA108	
2263000Q1M	171916011830	SPA183	
2263000Q1P	171916011470	SPA147	
2263000Q2D	171916011470	SPA147	
2263000Q2H	171916011690	SPA169	
2263000Q3B	171916011080	SPA108	
2263000QAB	171916011080	SPA108	
2263000QAD	171916011690	SPA169	
2263000QAF	171916011690	SPA169	
2263001P01	171916011370	SPA137	
2263010G00	171916011310	SPA131	
226304A00A	171916011850	SPA185	
2263070J00	171916011260	SPA126	
2263071L00	171916011500	SPA150	
2263099B00	171916011500	SPA150	
22630BN702	171916011690	SPA169	
22630D5900	171916011370	SPA137	
22630G2402	171916011310	SPA131	
22630G2404	171916011310	SPA131	
22630N4200	171916011310	SPA131	
22630P8100	171916011310	SPA131	
22630S1E10	171916011260	SPA126	
22630V5010	171916011370	SPA137	

OES		 PARTS & SERVICES	
COOLANT TEMPERATURE SENSOR			
NISSAN			
22630V9400	171916011370	SPA137	
250791B020	171916011510	SPA151	
OPEL			
0633823	171916011770	SPA177	
633823	171916011770	SPA177	
0850413	171916011150	SPA115	
850413	171916011150	SPA115	
0852185	171916011290	SPA129	
852185	171916011290	SPA129	
01236302	171916011740	SPA174	
1236302	171916011740	SPA174	
01247070	171916011820	SPA182	
1247070	171916011820	SPA182	
01338040	171916011770	SPA177	
1338040	171916011770	SPA177	
1338179	171916011030	SPA103	
01338246	171916011820	SPA182	
1338246	171916011820	SPA182	
1338357	171916011030	SPA103	
01338359	171916011460	SPA146	
1338359	171916011460	SPA146	
01338369	171916011820	SPA182	
1338369	171916011820	SPA182	
01338370	171916011820	SPA182	
1338370	171916011820	SPA182	
01338407	171916011820	SPA182	
1338407	171916011820	SPA182	
01338418	171916011030	SPA103	
1338418	171916011030	SPA103	
01338441	171916011150	SPA115	
1338441	171916011150	SPA115	
01338443	171916011310	SPA131	
1338443	171916011310	SPA131	
01338444	171916011040	SPA104	
1338444	171916011040	SPA104	
01338446	171916011290	SPA129	
1338446	171916011290	SPA129	
01338449	171916011300	SPA130	
1338449	171916011300	SPA130	
01338450	171916011740	SPA174	
1338450	171916011740	SPA174	
01338451	171916011040	SPA104	
1338451	171916011040	SPA104	
01338452	171916011290	SPA129	
1338452	171916011290	SPA129	
01338454	171916011640	SPA164	
1338454	171916011640	SPA164	
01338457	171916011290	SPA129	
1338457	171916011290	SPA129	
01338458	171916011040	SPA104	
1338458	171916011040	SPA104	
01338461	171916011030	SPA103	
1338461	171916011030	SPA103	
01338467	171916011030	SPA103	
1338467	171916011030	SPA103	


OES		 PARTS & SERVICES	
COOLANT TEMPERATURE SENSOR			
OPEL			
01338469	171916011280	SPA128	
1338469	171916011280	SPA128	
01338477	171916011150	SPA115	
1338477	171916011150	SPA115	
01338511	171916011030	SPA103	
1338511	171916011030	SPA103	
01338541	171916011040	SPA104	
1338541	171916011040	SPA104	
01341856	171916011150	SPA115	
1341856	171916011150	SPA115	
01342567	171916011710	SPA171	
1342570	171916011750	SPA175	
01342570	171916011750	SPA175	
1342571	171916011750	SPA175	
01342852	171916011640	SPA164	
1342852	171916011640	SPA164	
04400329	171916011690	SPA169	
4400329	171916011690	SPA169	
04401661	171916011760	SPA176	
4401661	171916011760	SPA176	
04401810	171916011600	SPA160	
4401810	171916011600	SPA160	
04401811	171916011080	SPA108	
4401811	171916011080	SPA108	
04402578	171916011690	SPA169	
4402578	171916011690	SPA169	
04404723	171916011690	SPA169	
4404723	171916011690	SPA169	
04406830	171916011690	SPA169	
4406830	171916011690	SPA169	
04407990	171916011470	SPA147	
4407990	171916011470	SPA147	
04408333	171916011080	SPA108	
4408333	171916011080	SPA108	
04416020	215810021003	WTS05-1	
4416020	215810021003	WTS05-1	
04431529	171916011830	SPA183	
4431529	171916011830	SPA183	
04433120	171916011830	SPA183	
4433120	171916011830	SPA183	
04434334	171916011080	SPA108	
4434334	171916011080	SPA108	
04500001	215810021003	WTS05-1	
4500001	215810021003	WTS05-1	
04708762	171916011770	SPA177	
4708762	171916011770	SPA177	
4801922	171916011030	SPA103	
04803530	171916011150	SPA115	
4803530	171916011150	SPA115	
04810250	171916011150	SPA115	
4810250	171916011150	SPA115	
04818227	171916011030	SPA103	
4818227	171916011030	SPA103	
06235605	171916011030	SPA103	


OES		 PARTS & SERVICES	
COOLANT TEMPERATURE SENSOR			
OPEL			
6235605	171916011030	SPA103	
06238179	171916011030	SPA103	
6238179	171916011030	SPA103	
06238236	171916011740	SPA174	
6238236	171916011740	SPA174	
06238317	171916011040	SPA104	
6238317	171916011040	SPA104	
06238356	171916011230	SPA123	
6238356	171916011230	SPA123	
06238935	171916011030	SPA103	
6238935	171916011030	SPA103	
06238938	171916011150	SPA115	
6238938	171916011150	SPA115	
06286420	171916011750	SPA175	
6286420	171916011750	SPA175	
06338023	171916011770	SPA177	
6338023	171916011770	SPA177	
06338038	171916011770	SPA177	
6338038	171916011770	SPA177	
06338045	171916011820	SPA182	
6338045	171916011820	SPA182	
06338046	171916011750	SPA175	
6338046	171916011750	SPA175	
6338486	171916011030	SPA103	
08933631	171916011310	SPA131	
8933631	171916011310	SPA131	
08983631	171916011040	SPA104	
8983631	171916011040	SPA104	
9108329	171916011690	SPA169	
09109661	171916011760	SPA176	
9109661	171916011760	SPA176	
09109810	171916011600	SPA160	
9109810	171916011600	SPA160	
9110578	171916011690	SPA169	
9112723	171916011690	SPA169	
09117449	171916011280	SPA128	
9117449	171916011280	SPA128	
09160301	215810021003	WTS05-1	
9160301	215810021003	WTS05-1	
09193163	171916011710	SPA171	
9193163	171916011710	SPA171	
9198691	171916011030	SPA103	
09275979	171916011310	SPA131	
9275979	171916011310	SPA131	
10016110	171916011370	SPA137	
012146312	171916011740	SPA174	
12146312	171916011740	SPA174	
12146897	171916011150	SPA115	
12191170	171916011150	SPA115	
12608814	171916011150	SPA115	
12636534	171916011820	SPA182	
12639899	171916011030	SPA103	
012641073	171916011820	SPA182	
12641073	171916011820	SPA182	
012992783	171916011750	SPA175	

TYPE GROUP E3

OES		 PARTS & SERVICES	
COOLANT TEMPERATURE SENSOR			
OPEL			
12992783	171916011750	SPA175	
015326386	171916011740	SPA174	
15326386	171916011740	SPA174	
15369305	171916011150	SPA115	
15393755	171916011030	SPA103	
19022018	171916011680	SPA168	
25036898	171916011150	SPA115	
25036979	171916011740	SPA174	
25037062	171916011150	SPA115	
25037082	171916011740	SPA174	
25183414	171916011030	SPA103	
30523666	171916011040	SPA104	
055193203	171916011770	SPA177	
55193203	171916011770	SPA177	
055206393	171916011460	SPA146	
55206393	171916011460	SPA146	
055353807	171916011820	SPA182	
55353807	171916011820	SPA182	
055563530	171916011820	SPA182	
55563530	171916011820	SPA182	
055591002	171916011820	SPA182	
55591002	171916011820	SPA182	
055591401	171916011820	SPA182	
55591401	171916011820	SPA182	
055599958	171916011030	SPA103	
55599958	171916011030	SPA103	
090018835	171916011040	SPA104	
90018835	171916011040	SPA104	
090080239	171916011150	SPA115	
90080239	171916011150	SPA115	
090080939	171916011040	SPA104	
90080939	171916011040	SPA104	
090183892	171916011290	SPA129	
90183892	171916011290	SPA129	
090187326	171916011290	SPA129	
90187326	171916011290	SPA129	
090410192	171916011040	SPA104	
90410192	171916011040	SPA104	
090410792	171916011040	SPA104	
090410793	171916011290	SPA129	
90410793	171916011290	SPA129	
090464954	171916011230	SPA123	
90464954	171916011230	SPA123	
90487859	171916011640	SPA164	
090510182	171916011290	SPA129	
90510182	171916011290	SPA129	
090510183	171916011040	SPA104	
90510183	171916011040	SPA104	
090530444	171916011750	SPA175	
90530444	171916011750	SPA175	
90541520	171916011030	SPA103	
90541937	171916011030	SPA103	
090542063	171916011710	SPA171	
90542063	171916011710	SPA171	
90570185	171916011030	SPA103	
90570382	171916011030	SPA103	

OES		 PARTS & SERVICES	
COOLANT TEMPERATURE SENSOR			
OPEL			
090573217	171916011280	SPA128	
90573217	171916011280	SPA128	
091159949	171916011080	SPA108	
91159949	171916011080	SPA108	
091171786	171916011680	SPA168	
91171786	171916011680	SPA168	
91298691	171916011030	SPA103	
92017805	171916011040	SPA104	
093174208	171916011710	SPA171	
93174208	171916011710	SPA171	
093177344	171916011770	SPA177	
93177344	171916011770	SPA177	
093184155	171916011770	SPA177	
93184155	171916011770	SPA177	
093184580	215810021003	WTS05-1	
93184580	215810021003	WTS05-1	
093191653	171916011750	SPA175	
93191653	171916011750	SPA175	
093193586	171916011770	SPA177	
93193586	171916011770	SPA177	
093198034	171916011830	SPA183	
93198034	171916011830	SPA183	
093198313	171916011080	SPA108	
93198313	171916011080	SPA108	
093313156	171916011150	SPA115	
93313156	171916011150	SPA115	
93342219	171916011030	SPA103	
94205866	171916011040	SPA104	
094342011	171916011300	SPA130	
94342011	171916011300	SPA130	
94847363	171916011680	SPA168	
094853124	171916011680	SPA168	
94853124	171916011680	SPA168	
094856779	171916011880	SPA188	
94856779	171916011880	SPA188	
095517833	171916011470	SPA147	
95517833	171916011470	SPA147	
96056758	171916011370	SPA137	
96060084	171916011310	SPA131	
96062513	171916011680	SPA168	
96065716	171916011680	SPA168	
096182634	171916011150	SPA115	
96182634	171916011150	SPA115	
96868950	171916011030	SPA103	
97227219	171916011030	SPA103	
PEUGEOT			
024246	171916011040	SPA104	
024262	171916011290	SPA129	
133809	171916011020	SPA102	
133810	171916011800	SPA180	
133855	171916011800	SPA180	
133856	171916011800	SPA180	
133857	171916011040	SPA104	
133875	171916011200	SPA120	
133884	171916011800	SPA180	

OES			
COOLANT TEMPERATURE SENSOR			
PEUGEOT			
133888	171916011070	SPA107	
133891	171916011200	SPA120	
133897	171916011670	SPA167	
5502644	171916011310	SPA131	
91040370	171916011040	SPA104	
91414549	171916011040	SPA104	
91514549	171916011040	SPA104	
95640493	171925011020	SZA102	
96018426	171916011020	SPA102	
96033248	171916011800	SPA180	
96131470	171925011010	SZA101	
96284546	171916011070	SPA107	
96310010	171916011670	SPA167	
96367771	171916011070	SPA107	
96368023	171916011070	SPA107	
96368024	171916011070	SPA107	
96368027	171916011670	SPA167	
96566364	171916011610	SPA161	
1613253280	171916011420	SPA142	
7401346030	171916011290	SPA129	
9564949380	171925011020	SZA102	
9603324880	171916011800	SPA180	
9621000680	171916011800	SPA180	
9623870180	171916011200	SPA120	
9632562480	171916011720	SPA172	
9636777180	171916011070	SPA107	
9654414180	171916011720	SPA172	
9655414180	171916011720	SPA172	
9656636480	171916011610	SPA161	
9670340380	171916011070	SPA107	
9675342080	171916011790	SPA179	
1338A5	215810021003	WTS05-1	
1338A6	171916011670	SPA167	
1338A7	171916011070	SPA107	
1338C1	171916011720	SPA172	
1338C7	171916011030	SPA103	
1338E2	171916011720	SPA172	
1338F3	171916011610	SPA161	
1338F8	171916011610	SPA161	
1338F9	171916011030	SPA103	
1338G4	171916011420	SPA142	
1338G9	171916011460	SPA146	
19203F	171916011640	SPA164	
1920C4	171925011020	SZA102	
1920K9	171925011010	SZA101	
1920KP	171916011620	SPA162	
1920RJ	171916011620	SPA162	
6541E7	171916011720	SPA172	
6541J0	171916011720	SPA172	
V7535068	171916011610	SPA161	
PORSCHE			
92860612501	171916011310	SPA131	
92860612600	171916011290	SPA129	
94460612500	171916011040	SPA104	
95510612500	171916011110	SPA111	

OES			
COOLANT TEMPERATURE SENSOR			
PORSCHE			
95510612501	171916011110	SPA111	
95860662300	171916011960	SPA196	
99760641000	171916011110	SPA111	
9966062239A	171916011040	SPA104	
PSA			
024262	171916011290	SPA129	
133875	171916011200	SPA120	
133888	171916011070	SPA107	
133891	171916011200	SPA120	
133897	171916011670	SPA167	
5502644	171916011310	SPA131	
96131470	171925011010	SZA101	
96284546	171916011070	SPA107	
96310010	171916011670	SPA167	
96367771	171916011070	SPA107	
96368023	171916011070	SPA107	
96368024	171916011070	SPA107	
96368027	171916011670	SPA167	
96566364	171916011610	SPA161	
7401346030	171916011290	SPA129	
9623870180	171916011200	SPA120	
9632562480	171916011720	SPA172	
9654414180	171916011720	SPA172	
9655414180	171916011720	SPA172	
9656636480	171916011610	SPA161	
1338A6	171916011670	SPA167	
1338A7	171916011070	SPA107	
1338C1	171916011720	SPA172	
1338C7	171916011030	SPA103	
1338E2	171916011720	SPA172	
1338F3	171916011610	SPA161	
1338F8	171916011610	SPA161	
1338F9	171916011030	SPA103	
1338G4	171916011420	SPA142	
1338G9	171916011460	SPA146	
19203F	171916011640	SPA164	
1920K9	171925011010	SZA101	
1920KP	171916011620	SPA162	
6541E7	171916011720	SPA172	
6541J0	171916011720	SPA172	
V7535068	171916011610	SPA161	
RENAULT			
5001848546	171916011030	SPA103	
5010412450	171916011030	SPA103	
6001545356	171916011690	SPA169	
7420513340	171916011030	SPA103	
7700101968	171916011080	SPA108	
7700103348	171916011080	SPA108	
7700105087	171916011690	SPA169	
7700110664	171916011830	SPA183	
7700111502	171916011690	SPA169	
7700113867	171916011080	SPA108	
7700267388	171916011040	SPA104	
7700582688	171916011310	SPA131	
7700737571	171916011600	SPA160	

TYPE GROUP E3

OES		 PARTS & SERVICES	
COOLANT TEMPERATURE SENSOR			
RENAULT			
7700739427	171916011290	SPA129	
7700865290	171916011760	SPA176	
7700867792	171916011690	SPA169	
7700869343	171916011600	SPA160	
7701053991	171916011150	SPA115	
7702087460	215810021003	WTS05-1	
8200385782	171916011830	SPA183	
8200421597	171916011830	SPA183	
8200561449	171916011080	SPA108	
8200650777	171916011830	SPA183	
8200702976	171916011080	SPA108	
8200720768	171916011470	SPA147	
8200766043	171916011830	SPA183	
9623870180	171916011200	SPA120	
9636777180	171916011070	SPA107	
9636777280	171916011670	SPA167	
226300007R	171916011470	SPA147	
226301872R	171916011830	SPA183	
226306024R	171916011080	SPA108	
226309418R	171916011690	SPA169	
886307034R	171916011080	SPA108	
RENAULT TRUCKS			
5010412450	171916011030	SPA103	
7420513340	171916011030	SPA103	
ROVER			
ERR2081	171916011040	SPA104	
FDU1138	171916011550	SPA155	
GTR204	171916011040	SPA104	
GTR210	171916011550	SPA155	
MEK100070	171916011550	SPA155	
MEK100120	171916011550	SPA155	
MVK10002	171916011640	SPA164	
SAAB			
756356	171916011640	SPA164	
878820	171916011290	SPA129	
4503132	171916011040	SPA104	
4660585	171916011030	SPA103	
4770228	171916011040	SPA104	
4772208	171916011030	SPA103	
4772307	171916011030	SPA103	
4773586	171916011030	SPA103	
5341391	171916011030	SPA103	
5952155	171916011150	SPA115	
5959283	171916011030	SPA103	
7563562	171916011640	SPA164	
8788200	171916011290	SPA129	
9136284	171916011240	SPA124	
9137803	171916011240	SPA124	
9177213	171916011030	SPA103	
9198691	171916011030	SPA103	
9357021	171916011040	SPA104	
9542861	171916011030	SPA103	
9543406	171916011030	SPA103	
12566778	171916011030	SPA103	
12611420	171916011150	SPA115	

OES		 PARTS & SERVICES	
COOLANT TEMPERATURE SENSOR			
SAAB			
12992783	171916011750	SPA175	
15393755	171916011030	SPA103	
15404280	171916011150	SPA115	
24436779	171916011030	SPA103	
55193203	171916011770	SPA177	
55353807	171916011820	SPA182	
55563530	171916011820	SPA182	
90510183	171916011040	SPA104	
90530444	171916011750	SPA175	
90541937	171916011030	SPA103	
90542063	171916011030	SPA103	
90570185	171916011030	SPA103	
93177344	171916011770	SPA177	
93184155	171916011770	SPA177	
93191653	171916011750	SPA175	
SEAT			
025906041	171916011040	SPA104	
026906161	171916011430	SPA143	
034906161	171916011250	SPA125	
059919501	171916011590	SPA159	
079919523	171916011960	SPA196	
113906161	171916011190	SPA119	
0269061612	171916011250	SPA125	
357919501	171916011400	SPA140	
02690616112	215810021003	WTS05-1	
025906041A	171916011060	SPA106	
035919369M	171916011210	SPA121	
03F919501A	171916011920	SPA192	
03F919501B	171916011920	SPA192	
04E919501C	171916011920	SPA192	
058919501A	171916011440	SPA144	
059919501A	171916011090	SPA109	
06A919501	171916011110	SPA111	
06A919501A	171916011110	SPA111	
06K919523	171916011960	SPA196	
06K919525	171916011960	SPA196	
078919501B	171916011650	SPA165	
078919501C	171916011090	SPA109	
079919523B	171916011960	SPA196	
251919501A	171916011050	SPA105	
251919501D	171916011050	SPA105	
357919501A	171916011100	SPA110	
357919501B	171916011400	SPA140	
4A0919501A	171916011590	SPA159	
6U0919501	171916011040	SPA104	
6U0919501B	171916011100	SPA110	
J8942220010	171916011680	SPA168	
SE021947000E	171916011040	SPA104	
X03952640	171916011040	SPA104	
SKODA			
025906041	171916011040	SPA104	
026906161	171916011430	SPA143	
034906161	171916011250	SPA125	
059919501	171916011590	SPA159	
079919523	171916011960	SPA196	

OES		 PARTS & SERVICES	
COOLANT TEMPERATURE SENSOR			
SKODA			
113906161	171916011190	SPA119	
0269061612	171916011250	SPA125	
357919501	171916011400	SPA140	
02690616112	215810021003	WTS05-1	
025906041A	171916011060	SPA106	
035919369M	171916011210	SPA121	
03F919501A	171916011920	SPA192	
03F919501B	171916011920	SPA192	
04E919501C	171916011920	SPA192	
058919501A	171916011440	SPA144	
059919501A	171916011090	SPA109	
06A919501	171916011110	SPA111	
06A919501A	171916011110	SPA111	
06K919523	171916011960	SPA196	
06K919525	171916011960	SPA196	
078919501B	171916011650	SPA165	
078919501C	171916011090	SPA109	
079919523B	171916011960	SPA196	
251919501A	171916011050	SPA105	
251919501D	171916011050	SPA105	
357919501A	171916011100	SPA110	
357919501B	171916011400	SPA140	
4A0919501A	171916011590	SPA159	
6U0919501	171916011040	SPA104	
6U0919501B	171916011100	SPA110	
J8942220010	171916011680	SPA168	
SE021947000E	171916011040	SPA104	
X03952640	171916011040	SPA104	
SMART			
0009050700	171916011630	SPA163	
0051536228	171916011420	SPA142	
0051536328	171916011810	SPA181	
0999053800	171916011630	SPA163	
1221530128	171916011420	SPA142	
1321530028	171916011420	SPA142	
0003118V002	171916011630	SPA163	
0003118V002000000	171916011630	SPA163	
00078182V001	171916011810	SPA181	
SUBARU			
2263044100	171916011880	SPA188	
8942233030	171916011620	SPA162	
22630AA000	171916011040	SPA104	
22630AA11A	171916011880	SPA188	
22630AA140	171916011850	SPA185	
22630KA020	171916011680	SPA168	
22630KA140	171916011620	SPA162	
SUZUKI			
1365078E00	171916011680	SPA168	
1365078E00000	171916011680	SPA168	
1365084E50	171916011770	SPA177	
1365084E51	171916011770	SPA177	
1365050F10	171916011880	SPA188	
1365050F10000	171916011880	SPA188	
1365050G10	171916011880	SPA188	
1365050G10000	171916011880	SPA188	

OES		 PARTS & SERVICES	
COOLANT TEMPERATURE SENSOR			
SUZUKI			
1365051G10	171916011680	SPA168	
1365051G10000	171916011680	SPA168	
1365054G00	171916011450	SPA145	
1365054G00000	171916011450	SPA145	
1365057F00	171916011170	SPA117	
1365057F00000	171916011170	SPA117	
1365060B00	171916011040	SPA104	
1365060B00000	171916011040	SPA104	
1365061B00	171916011680	SPA168	
1365061B00000	171916011680	SPA168	
1365061B01	171916011680	SPA168	
1365061B01000	171916011680	SPA168	
1365063P00	171916011460	SPA146	
1365063P00000	171916011460	SPA146	
1365064B00	171916011220	SPA122	
1365064B00000	171916011220	SPA122	
1365067JG0	171916011830	SPA183	
1365067JG0000	171916011830	SPA183	
1365068L00	171916011460	SPA146	
1365068L00000	171916011460	SPA146	
1365071C00	171916011680	SPA168	
1365071C00000	171916011680	SPA168	
1365073H00	171916011850	SPA185	
1365073H00000	171916011850	SPA185	
1365073J00	171916011720	SPA172	
1365073J00000	171916011720	SPA172	
1365078J00	171916011030	SPA103	
1365078J00000	171916011030	SPA103	
1365079J50	171916011770	SPA177	
1365079J50000	171916011770	SPA177	
1365079J80	171916011750	SPA175	
1365079J80000	171916011750	SPA175	
1365084CT0	171916011690	SPA169	
1365084E50000	171916011770	SPA177	
1365084E51000	171916011770	SPA177	
1365084E52000	171916011770	SPA177	
1365085Z00	171916011150	SPA115	
1365085Z00000	171916011150	SPA115	
1365086CT0	171916011670	SPA167	
1365086CT0000	171916011670	SPA167	
1365086J0000000	171916011770	SPA177	
136508ACT0000	171916011690	SPA169	
13650M50G20	171916011880	SPA188	
13650M55K00	171916011850	SPA185	
13650M86J00	171916011770	SPA177	
1366084A00	171916011690	SPA169	
1366084A00000	171916011690	SPA169	
1366084A01	171916011690	SPA169	
1366084A01000	171916011690	SPA169	
3762030B3	171916011210	SPA121	
3762030B3000	171916011210	SPA121	
TOYOTA			
8942202020	171916011070	SPA107	
8942205010	171916011040	SPA104	
8942205020	171916011040	SPA104	

TYPE GROUP E3

OES		 PARTS & SERVICES	
COOLANT TEMPERATURE SENSOR			
TOYOTA			
8942206010	171916011620	SPA162	
8942212010	171916011370	SPA137	
8942216010	171916011880	SPA188	
8942220010	171916011680	SPA168	
8942222030	171916011880	SPA188	
8942230020	171916011370	SPA137	
8942233020	171916011270	SPA127	
8942233030	171916011620	SPA162	
8942235010	171916011680	SPA168	
8942947010	171916011620	SPA162	
894220H010	171916011620	SPA162	
89422WA010	171916011860	SPA186	
SU00100639	171916011720	SPA172	
SU00101117	171916011070	SPA107	
SU00300420	171916011850	SPA185	
VAUXHALL			
1338469	171916011280	SPA128	
9109810	171916011600	SPA160	
9117449	171916011280	SPA128	
12146312	171916011740	SPA174	
12608814	171916011150	SPA115	
15326386	171916011740	SPA174	
55591401	171916011820	SPA182	
55599958	171916011030	SPA103	
90080239	171916011150	SPA115	
90464954	171916011230	SPA123	
90573217	171916011280	SPA128	
93184580	215810021003	WTS05-1	
93198034	171916011830	SPA183	
93313156	171916011150	SPA115	
95517833	171916011470	SPA147	
VOLKSWAGEN			
025906041	171916011040	SPA104	
026906161	171916011430	SPA143	
034906161	171916011250	SPA125	
059919501	171916011590	SPA159	
079919523	171916011960	SPA196	
113906161	171916011190	SPA119	
0269061612	171916011250	SPA125	
357919501	171916011400	SPA140	
02690616112	215810021003	WTS05-1	
025906041A	171916011060	SPA106	
035919369M	171916011210	SPA121	
03F919501A	171916011920	SPA192	
03F919501B	171916011920	SPA192	
04E919501C	171916011920	SPA192	
058919501A	171916011440	SPA144	
059919501A	171916011090	SPA109	
06A919501	171916011110	SPA111	

OES		 PARTS & SERVICES	
COOLANT TEMPERATURE SENSOR			
VOLKSWAGEN			
06A919501A	171916011110	SPA111	
06K919523	171916011960	SPA196	
06K919525	171916011960	SPA196	
078919501B	171916011650	SPA165	
078919501C	171916011090	SPA109	
079919523B	171916011960	SPA196	
251919501A	171916011050	SPA105	
251919501D	171916011050	SPA105	
357919501A	171916011100	SPA110	
357919501B	171916011400	SPA140	
4A0919501A	171916011590	SPA159	
6U0919501	171916011040	SPA104	
6U0919501B	171916011100	SPA110	
J8942220010	171916011680	SPA168	
SE021947000E	171916011040	SPA104	
X03952640	171916011040	SPA104	
VOLVO			
1275494	171916011210	SPA121	
1306937	171916011310	SPA131	
1332396	171916011040	SPA104	
1346030	171916011290	SPA129	
3344169	171916011600	SPA160	
3345511	171916011600	SPA160	
3433477	171916011290	SPA129	
8653103	171916011680	SPA168	
8653172	171916011840	SPA184	
9125463	171916011390	SPA139	
9186008	171916011350	SPA135	
13069370	171916011310	SPA131	
13323960	171916011040	SPA104	
13323969	171916011040	SPA104	
13460308	171916011290	SPA129	
20153340	171916011030	SPA103	
20513340	171916011030	SPA103	
30646713	171916011620	SPA162	
30650752	171916011840	SPA184	
30711661	171916011700	SPA170	
30750926	171916011840	SPA184	
30757235	171916011720	SPA172	
30809548	171916011760	SPA176	
30874172	171916011680	SPA168	
30874182	171916011420	SPA142	
30883623	171916011690	SPA169	
31216653	171916011790	SPA179	
31272434	171916011790	SPA179	
31401576	171916011790	SPA179	
31422342	171916011790	SPA179	
34334771	171916011290	SPA129	
30711661A	171916011700	SPA170	

OES		 PARTS & SERVICES	
OIL PRESSURE SWITCHES			
ALFA ROMEO			
4151243	510050010700	SAA107	
4151564	510050010700	SAA107	
4152127	510050010700	SAA107	
4304418	510050010700	SAA107	
4305685	510050010700	SAA107	
4431182	510050010700	SAA107	
4431183	510050010700	SAA107	
4459908	510050010700	SAA107	
4473333	510050010700	SAA107	
4859914	171901011010	SAA101	
4998770	510050010700	SAA107	
5107603	510050010700	SAA107	
5107683	510050010700	SAA107	
5927407	510050010700	SAA107	
7606596	171901011010	SAA101	
7681395	171901011010	SAA101	
7705830	171901011010	SAA101	
7706596	171901011010	SAA101	
7708168	171901011010	SAA101	
46420838	171901011010	SAA101	
50008757	171901011010	SAA101	
55202374	171901011010	SAA101	
55354325	510050010300	SAA103	
60506902	510050010200	SAA102	
60593844	171901011010	SAA101	
60593845	171901011010	SAA101	
60593846	510050010200	SAA102	
60595694	510050010200	SAA102	
60807244	171901011010	SAA101	
60808371	171901011010	SAA101	
60813321	171901011010	SAA101	
71742590	510050011100	SAA111	
71749462	171901011010	SAA101	
79058146	510050010700	SAA107	
92701368	510050010700	SAA107	
500312468	171901011010	SAA101	
553321200	510050011000	SAA110	
553321205	510050011000	SAA110	
6553306205	510050011000	SAA110	
6553321200	510050011000	SAA110	
6553321205	510050011000	SAA110	
9631846480	510050011800	SAA118	
9659173880	510050011300	SAA113	
105480632300	510050010200	SAA102	
68148354AA	510050010300	SAA103	
68329323AA	510050010300	SAA103	
K68148354AA	510050010300	SAA103	
K68329323AA	510050010300	SAA103	
AUDI			
0003933681	510050010700	SAA107	
3933681	510050010700	SAA107	
4431182	510050010700	SAA107	
4473333	510050010700	SAA107	
021919081	510050010200	SAA102	
028919081	510050010200	SAA102	

OES		 PARTS & SERVICES	
OIL PRESSURE SWITCHES			
AUDI			
056919081	510050010400	SAA104	
059919081	510050010200	SAA102	
110094203	510050010200	SAA102	
111919081	510050010200	SAA102	
113919081	510050010200	SAA102	
115094200	510050010200	SAA102	
0269190811	510050010200	SAA102	
00A919081	510050010700	SAA107	
021919081A	510050010200	SAA102	
021919081B	510050010200	SAA102	
021919081C	510050010200	SAA102	
028919081H	510050010200	SAA102	
036919081A	510050010500	SAA105	
036919081B	510050010500	SAA105	
036919081C	510050010500	SAA105	
036919081D	510050010500	SAA105	
056919081B	510050010200	SAA102	
056919081C	510050010200	SAA102	
056919081E	510050010400	SAA104	
061919081B	510050010200	SAA102	
06A919081C	510050010500	SAA105	
111919081A	510050010200	SAA102	
311919081A	510050010200	SAA102	
CA94200004	510050010700	SAA107	
EA94200004	510050010700	SAA107	
HB94200030	510050010700	SAA107	
J8353014030	510050011100	SAA111	
SE020942000A	510050010700	SAA107	
BMW			
61311243414	510050010700	SAA107	
61311351799	510050010200	SAA102	
61311354272	510050010700	SAA107	
61311354274	510050010700	SAA107	
CHEVROLET			
55354325	510050010300	SAA103	
55571684	510050010300	SAA103	
90534902	510050010300	SAA103	
96802844	510050010300	SAA103	
CHRYSLER			
68070741AA	171901011010	SAA101	
68148354AA	510050010300	SAA103	
68329323AA	510050010300	SAA103	
K68070741AA	171901011010	SAA101	
MD001482	510050011100	SAA111	
MD001483	510050011100	SAA111	
MD021566	510050011100	SAA111	
MD021567	510050011100	SAA111	
CITROËN			
113198	171901011010	SAA101	
9661477580	510050011800	SAA118	
1131C5	510050011800	SAA118	
1131C7	171901011010	SAA101	
1131J2	510050011300	SAA113	
1131J5	171901011010	SAA101	
1131K5	510050011800	SAA118	

TYPE GROUP F1

OES		 PARTS & SERVICES	
OIL PRESSURE SWITCHES			
DAEWOO			
55354325	510050010300	SAA103	
90534902	510050010300	SAA103	
96408134	510050011100	SAA111	
96802844	510050010300	SAA103	
DAIHATSU			
8353010020	510050011100	SAA111	
8353014030	510050011100	SAA111	
8353030060	510050011000	SAA110	
8353087102	510050011000	SAA110	
8353087201	510050011000	SAA110	
8353087701	510050011000	SAA110	
8353087702	510050011000	SAA110	
8353087703	510050011000	SAA110	
8353087705	510050011100	SAA111	
8353087706	510050011000	SAA110	
8353010020000	510050011100	SAA111	
8353014030000	510050011100	SAA111	
8353030060000	510050011000	SAA110	
8353060030000	510050011000	SAA110	
8353087103000	510050011000	SAA110	
8353087201000	510050011000	SAA110	
8353087205000	510050011000	SAA110	
8353087702000	510050011000	SAA110	
8353087703000	510050011000	SAA110	
8353087705000	510050011100	SAA111	
FIAT			
4151243	510050010700	SAA107	
4151564	510050010700	SAA107	
4152127	510050010700	SAA107	
4304418	510050010700	SAA107	
4305685	510050010700	SAA107	
4431182	510050010700	SAA107	
4431183	510050010700	SAA107	
4459908	510050010700	SAA107	
4473333	510050010700	SAA107	
4859914	171901011010	SAA101	
4998770	510050010700	SAA107	
5107603	510050010700	SAA107	
5107683	510050010700	SAA107	
5927407	510050010700	SAA107	
7606596	171901011010	SAA101	
7681395	171901011010	SAA101	
7705830	171901011010	SAA101	
7706596	171901011010	SAA101	
7708168	171901011010	SAA101	
46420838	171901011010	SAA101	
50008757	171901011010	SAA101	
55202374	171901011010	SAA101	
55354325	510050010300	SAA103	
60506902	510050010200	SAA102	
60593844	171901011010	SAA101	
60593845	171901011010	SAA101	
60593846	510050010200	SAA102	
60595694	510050010200	SAA102	
60807244	171901011010	SAA101	

OES		 PARTS & SERVICES	
OIL PRESSURE SWITCHES			
FIAT			
60808371	171901011010	SAA101	
60813321	171901011010	SAA101	
71742590	510050011100	SAA111	
71749462	171901011010	SAA101	
79058146	510050010700	SAA107	
92701368	510050010700	SAA107	
500312468	171901011010	SAA101	
553321200	510050011000	SAA110	
553321205	510050011000	SAA110	
6553306205	510050011000	SAA110	
6553321200	510050011000	SAA110	
6553321205	510050011000	SAA110	
9631846480	510050011800	SAA118	
9659173880	510050011300	SAA113	
105480632300	510050010200	SAA102	
68148354AA	510050010300	SAA103	
68329323AA	510050010300	SAA103	
K68148354AA	510050010300	SAA103	
K68329323AA	510050010300	SAA103	
FORD			
0409160	510050011200	SAA112	
1027970	510050011200	SAA112	
1053881	510050011300	SAA113	
1053882	510050011300	SAA113	
1066811	510050011200	SAA112	
1084764	510050011300	SAA113	
1095149	510050011300	SAA113	
1096320	510050011700	SAA117	
1116647	510050011500	SAA115	
1145966	510050011800	SAA118	
1226188	510050011500	SAA115	
1309298	510050011300	SAA113	
1363198	510050011300	SAA113	
1363512	510050011500	SAA115	
1414897	510050011200	SAA112	
1486742	510050011800	SAA118	
1509962	510050010800	SAA108	
1535416	171901011010	SAA101	
1647828	510050011200	SAA112	
3024539	510050011100	SAA111	
3466716	510050011200	SAA112	
3600688	510050011100	SAA111	
4132108	510050011000	SAA110	
6062916	510050011200	SAA112	
6080608	510050011200	SAA112	
6086163	510050011200	SAA112	
6090246	510050010800	SAA108	
6163243	510050010800	SAA108	
6170902	510050011200	SAA112	
6499475	510050011200	SAA112	
6513125	510050011200	SAA112	
6539971	510050011200	SAA112	
6703036	510050010800	SAA108	
6716335	510050011200	SAA112	
1S7A9278AA	510050011500	SAA115	

OES		 PARTS & SERVICES	
OIL PRESSURE SWITCHES			
FORD			
2S6Q9278AA	510050011800	SAA118	
2S6Q9278AB	510050011800	SAA118	
3M519278AA	510050011500	SAA115	
3M519278AB	510050011500	SAA115	
3S719278AB	510050011300	SAA113	
3S719279A	510050011300	SAA113	
81AB9278AA	510050011200	SAA112	
81AB9278BA	510050011200	SAA112	
81AE9278BA	510050011200	SAA112	
81VB9278BA	510050010800	SAA108	
86AB9278AA	510050011200	SAA112	
86AB9278BA	510050011200	SAA112	
86AB9278BB	510050011200	SAA112	
90AB3278AB	510050011200	SAA112	
90AB9278AA	510050011200	SAA112	
90AB9278AB	510050011200	SAA112	
92BB9278AA	510050011200	SAA112	
92VB9278AA	510050010800	SAA108	
98AB3N824	510050011500	SAA115	
98AB9278AA	510050011300	SAA113	
98AB9278BA	510050011700	SAA117	
98AB9278CA	510050011300	SAA113	
98FB9278AA	510050011200	SAA112	
9S519278AA	171901011010	SAA101	
D0HZ9278A	510050011200	SAA112	
D4AZ9278A	510050011200	SAA112	
D8HZ9278A	510050011200	SAA112	
DORY9278A	510050010800	SAA108	
E53Z9278A	510050011000	SAA110	
E7GZ9278A	510050011000	SAA110	
E9BZ9278A	510050011100	SAA111	
F0BZ9278A	510050011100	SAA111	
F1CZ9278A	510050011100	SAA111	
F4BZ9278A	510050011100	SAA111	
F52Z9278AA	510050011100	SAA111	
F5RZ9278A	510050011200	SAA112	
XM349278CA	510050011000	SAA110	
XS2Z9278AA	510050011300	SAA113	
HONDA			
37200590036	510050011100	SAA111	
37200611154	510050010600	SAA106	
37200657154	510050010600	SAA106	
37240634071	510050011100	SAA111	
37240634305	510050011100	SAA111	
37240634671	510050011100	SAA111	
37240657003	510050010600	SAA106	
37240657013	510050011100	SAA111	
37240657305	510050010600	SAA106	
37600611154	510050010600	SAA106	
37240P13003	510050010600	SAA106	
37240P13013	510050010600	SAA106	
37240P13014	510050010600	SAA106	
37240PA6004	510050010600	SAA106	
37240PCX003	510050010600	SAA106	
37240PD2003	510050010900	SAA109	

OES		 PARTS & SERVICES	
OIL PRESSURE SWITCHES			
HONDA			
37240PD2004	510050010900	SAA109	
37240PD4003	510050010900	SAA109	
37240PT0003	510050010900	SAA109	
37240PT0004	510050010900	SAA109	
37240PT0013	510050010900	SAA109	
37240PT0014	510050010900	SAA109	
37240PT0023	510050010900	SAA109	
HYUNDAI			
3475045001	510050010600	SAA106	
9461073011	510050011100	SAA111	
9475002600	510050010600	SAA106	
9475011010	510050011100	SAA111	
9475011102	510050011100	SAA111	
9475011110	510050010900	SAA109	
9475021000	510050011100	SAA111	
9475021010	510050011100	SAA111	
9475021020	510050011100	SAA111	
9475021030	510050011100	SAA111	
9475045001	510050010600	SAA106	
0K71E18501	510050011100	SAA111	
0K90018501	510050011100	SAA111	
0K90018501C	510050011100	SAA111	
0K90118501	510050011100	SAA111	
KK15018501C	510050011000	SAA110	
KK15018501D	510050011000	SAA110	
KK15118501	510050011000	SAA110	
INNOCENTI			
553321200	510050011000	SAA110	
ISUZU			
94118775	510050010900	SAA109	
94841821	510050011100	SAA111	
8941187550	510050010900	SAA109	
8943129400	510050010900	SAA109	
9827202082	510050011000	SAA110	
9827202090	510050011000	SAA110	
9827202091	510050011000	SAA110	
9827202092	510050011000	SAA110	
IVECO			
04858771	581801360021	APR140-1	
4858771	581801360021	APR140-1	
4859914	171901011010	SAA101	
98492361	581801360021	APR140-1	
099469897	581801360021	APR140-1	
99469897	581801360021	APR140-1	
099484667	581801360021	APR140-1	
99484667	581801360021	APR140-1	
500042804	581801360021	APR140-1	
504084761	581801360021	APR140-1	
5001018865	581801360021	APR140-1	
JEEP			
68148354AA	510050010300	SAA103	
68329323AA	510050010300	SAA103	
K68148354AA	510050010300	SAA103	
K68329323AA	510050010300	SAA103	

TYPE GROUP F1

OES		MAGNET MARELLI PARTS & SERVICES
OIL PRESSURE SWITCHES		
KIA		
3475045001	510050010600	SAA106
9461073011	510050011100	SAA111
9475002600	510050010600	SAA106
9475011010	510050011100	SAA111
9475011102	510050011100	SAA111
9475011110	510050010900	SAA109
9475021000	510050011100	SAA111
9475021010	510050011100	SAA111
9475021020	510050011100	SAA111
9475021030	510050011100	SAA111
9475045001	510050010600	SAA106
OK71E18501	510050011100	SAA111
OK90018501	510050011100	SAA111
OK90018501C	510050011100	SAA111
OK90118501	510050011100	SAA111
KK15018501C	510050011000	SAA110
KK15018501D	510050011000	SAA110
KK15118501	510050011000	SAA110
LANCIA		
4151243	510050010700	SAA107
4151564	510050010700	SAA107
4152127	510050010700	SAA107
4304418	510050010700	SAA107
4305685	510050010700	SAA107
4431182	510050010700	SAA107
4431183	510050010700	SAA107
4459908	510050010700	SAA107
4473333	510050010700	SAA107
4859914	171901011010	SAA101
4998770	510050010700	SAA107
5107603	510050010700	SAA107
5107683	510050010700	SAA107
5927407	510050010700	SAA107
7606596	171901011010	SAA101
7681395	171901011010	SAA101
7705830	171901011010	SAA101
7706596	171901011010	SAA101
7708168	171901011010	SAA101
46420838	171901011010	SAA101
50008757	171901011010	SAA101
55202374	171901011010	SAA101
55354325	510050010300	SAA103
60506902	510050010200	SAA102
60593844	171901011010	SAA101
60593845	171901011010	SAA101
60593846	510050010200	SAA102
60595694	510050010200	SAA102
60807244	171901011010	SAA101
60808371	171901011010	SAA101
60813321	171901011010	SAA101
71742590	510050011100	SAA111
71749462	171901011010	SAA101
79058146	510050010700	SAA107
92701368	510050010700	SAA107
500312468	171901011010	SAA101

OES		MAGNET MARELLI PARTS & SERVICES
OIL PRESSURE SWITCHES		
LANCIA		
553321200	510050011000	SAA110
553321205	510050011000	SAA110
6553306205	510050011000	SAA110
6553321200	510050011000	SAA110
6553321205	510050011000	SAA110
9631846480	510050011800	SAA118
9659173880	510050011300	SAA113
105480632300	510050010200	SAA102
68148354AA	510050010300	SAA103
68329323AA	510050010300	SAA103
K68148354AA	510050010300	SAA103
K68329323AA	510050010300	SAA103
MAZDA		
022218501	510050010600	SAA106
022318501	510050010600	SAA106
023318501	510050010600	SAA106
060018501	510050010600	SAA106
081318501	510050010600	SAA106
134518501	510050011100	SAA111
022218501A	510050010600	SAA106
022298501A	510050010600	SAA106
081318501A	510050010600	SAA106
086618501A	510050011000	SAA110
1E0018501	510050011200	SAA112
1E0018501A	510050011200	SAA112
269118501A	510050011000	SAA110
B36618501	510050011100	SAA111
B36718501	510050011100	SAA111
D27Z9278A	510050011000	SAA110
E50318501	510050011000	SAA110
E5D318501	510050011000	SAA110
E5D318510	510050011000	SAA110
FEJK18501	510050011000	SAA110
FS1118501A	510050011100	SAA111
FS111850X	510050011100	SAA111
JE4818501A	510050011100	SAA111
JF0118501	510050011000	SAA110
LF0118501	510050011500	SAA115
R20718501	510050010600	SAA106
Y40118501	510050011800	SAA118
Y40118501A	510050011800	SAA118
YF0918501	510050011300	SAA113
MERCEDES-BENZ		
0005454317	510050010200	SAA102
0045452614	510050010700	SAA107
86633865000	510050010200	SAA102
A0005454317	510050010200	SAA102
A0045452614	510050010700	SAA107
A86633865000	510050010200	SAA102
MINI		
12617536724	510050011800	SAA118
12617568481	510050011800	SAA118

OES		MAGNETI MARELLI PARTS & SERVICES
OIL PRESSURE SWITCHES		
MITSUBISHI		
1258A002	510050011100	SAA111
MC840119	510050011100	SAA111
MC840219	510050011100	SAA111
MD001481	510050011100	SAA111
MD001482	510050011100	SAA111
MD001483	510050011100	SAA111
MD017430	510050011100	SAA111
MD021566	510050011100	SAA111
MD021567	510050011100	SAA111
MD138993	510050011100	SAA111
NISSAN		
2524089900	510050010900	SAA109
2524089901	510050010900	SAA109
2524089902	510050010900	SAA109
2524089910	510050010900	SAA109
2524089911	510050011100	SAA111
252406F901	510050011800	SAA118
25240D9700	510050010900	SAA109
25240W5740	510050010900	SAA109
25240Y9501	510050010900	SAA109
25240Y9700	510050010900	SAA109
OPEL		
01238452	510050010900	SAA109
1238452	510050010900	SAA109
1238696	510050010300	SAA103
01252555	510050010300	SAA103
1252555	510050010300	SAA103
01252561	510050010900	SAA109
1252561	510050010900	SAA109
01252565	510050010900	SAA109
1252565	510050010900	SAA109
01252567	510050011000	SAA110
1252567	510050011000	SAA110
01252573	510050010300	SAA103
1252573	510050010300	SAA103
04024251	510050011000	SAA110
04708758	171901011010	SAA101
4708758	171901011010	SAA101
06240251	171901011010	SAA101
6240251	171901011010	SAA101
06240415	171901011010	SAA101
6240415	171901011010	SAA101
055354325	510050010300	SAA103
55354325	510050010300	SAA103
055571684	510050010300	SAA103
55571684	510050010300	SAA103
55581588	510050010300	SAA103
090534902	510050010300	SAA103
90534902	510050010300	SAA103
91112377	510050011100	SAA111
93177490	171901011010	SAA101
93190643	510050010300	SAA103
93193582	171901011010	SAA101
94021127	510050011000	SAA110
94118755	510050010900	SAA109

OES		MAGNETI MARELLI PARTS & SERVICES
OIL PRESSURE SWITCHES		
OPEL		
94312940	510050010900	SAA109
94841821	510050011100	SAA111
94845488	510050011000	SAA110
94846169	510050011100	SAA111
94847544	510050011000	SAA110
94851293	510050011000	SAA110
96052138	510050011100	SAA111
96053621	510050011100	SAA111
096802844	510050010300	SAA103
96802844	510050010300	SAA103
PEUGEOT		
113198	171901011010	SAA101
9661477580	510050011800	SAA118
1131C5	510050011800	SAA118
1131C7	171901011010	SAA101
1131J2	510050011300	SAA113
1131J5	171901011010	SAA101
1131K5	510050011800	SAA118
PORSCHE		
90161357101	510050010200	SAA102
PSA		
113198	171901011010	SAA101
9661477580	510050011800	SAA118
1131C5	510050011800	SAA118
1131C7	171901011010	SAA101
1131J2	510050011300	SAA113
1131K5	510050011800	SAA118
RENAULT		
7701052674	510050010900	SAA109
9631846480	510050011800	SAA118
ROVER		
GPS124	510050010600	SAA106
GPS177	510050010900	SAA109
GPS178	510050010600	SAA106
GPS184	510050010600	SAA106
NUC1007	510050010200	SAA102
SAAB		
55202374	171901011010	SAA101
55354325	510050010300	SAA103
93177490	171901011010	SAA101
93190643	510050010300	SAA103
SEAT		
0003933681	510050010700	SAA107
3933681	510050010700	SAA107
4431182	510050010700	SAA107
4473333	510050010700	SAA107
021919081	510050010200	SAA102
028919081	510050010200	SAA102
056919081	510050010400	SAA104
56919081	510050010400	SAA104
059919081	510050010200	SAA102
110094203	510050010200	SAA102
111919081	510050010200	SAA102
113919081	510050010200	SAA102
115094200	510050010200	SAA102

TYPE GROUP F1

OES	MAGNET MARELLI PARTS & SERVICES	
OIL PRESSURE SWITCHES		
SEAT		
0269190811	510050010200	SAA102
00A919081	510050010700	SAA107
021919081A	510050010200	SAA102
021919081B	510050010200	SAA102
021919081C	510050010200	SAA102
028919081H	510050010200	SAA102
036919081A	510050010500	SAA105
036919081B	510050010500	SAA105
036919081C	510050010500	SAA105
036919081D	510050010500	SAA105
056919081C	510050010200	SAA102
056919081E	510050010400	SAA104
061919081B	510050010200	SAA102
06A919081C	510050010500	SAA105
111919081A	510050010200	SAA102
311919081A	510050010200	SAA102
CA94200004	510050010700	SAA107
EA94200004	510050010700	SAA107
HB94200030	510050010700	SAA107
J8353014030	510050011100	SAA111
SE020942000A	510050010700	SAA107
SKODA		
0003933681	510050010700	SAA107
3933681	510050010700	SAA107
4431182	510050010700	SAA107
4473333	510050010700	SAA107
021919081	510050010200	SAA102
028919081	510050010200	SAA102
056919081	510050010400	SAA104
56919081	510050010400	SAA104
059919081	510050010200	SAA102
110094203	510050010200	SAA102
111919081	510050010200	SAA102
113919081	510050010200	SAA102
115094200	510050010200	SAA102
0269190811	510050010200	SAA102
00A919081	510050010700	SAA107
021919081A	510050010200	SAA102
021919081B	510050010200	SAA102
021919081C	510050010200	SAA102
028919081H	510050010200	SAA102
036919081A	510050010500	SAA105
036919081B	510050010500	SAA105
036919081C	510050010500	SAA105
036919081D	510050010500	SAA105
056919081C	510050010200	SAA102
056919081E	510050010400	SAA104
061919081B	510050010200	SAA102
06A919081C	510050010500	SAA105
111919081A	510050010200	SAA102
311919081A	510050010200	SAA102
CA94200004	510050010700	SAA107
EA94200004	510050010700	SAA107
HB94200030	510050010700	SAA107
J8353014030	510050011100	SAA111

OES	MAGNET MARELLI PARTS & SERVICES	
OIL PRESSURE SWITCHES		
SKODA		
SE020942000A	510050010700	SAA107
SMART		
3043V002000000	510050010700	SAA107
C0003043V002000	510050010700	SAA107
SUBARU		
429955500	510050010600	SAA106
429957000	510050011100	SAA111
829956100	510050011100	SAA111
829956101	510050011100	SAA111
25240KA020	510050011100	SAA111
25240KA040	510050011100	SAA111
25240KA050	510050010600	SAA106
25240KA080	510050011100	SAA111
SUZUKI		
1658285E00000	171901011010	SAA101
3782073000	510050011100	SAA111
3782073002	510050011100	SAA111
3782079600	510050011100	SAA111
3782082000	510050011100	SAA111
3782082001	510050010600	SAA106
3782082002	510050011100	SAA111
3782073000000	510050011100	SAA111
3782073002000	510050011100	SAA111
3782079600000	510050011100	SAA111
3782082000000	510050011100	SAA111
3782082002000	510050011100	SAA111
1658267G00000	510050011800	SAA118
1658279J50000	171901011010	SAA101
1658286CT0	510050011800	SAA118
3782080G01	510050011100	SAA111
3782080G01000	510050011100	SAA111
3782086J00000	171901011010	SAA101
37820A82000	510050011100	SAA111
37820N86J00	171901011010	SAA101
TOYOTA		
8353002030	510050011100	SAA111
8353002040	510050011800	SAA118
8353010010	510050011100	SAA111
8353010020	510050011100	SAA111
8353012010	510050011100	SAA111
8353012020	510050011100	SAA111
8353012040	510050011100	SAA111
8353014010	510050011100	SAA111
8353014020	510050011100	SAA111
8353014030	510050011100	SAA111
8353014040	510050011100	SAA111
8353014050	510050011100	SAA111
8353028030	510050011100	SAA111
8353030010	510050011000	SAA110
8353030020	510050011000	SAA110
8353030021	510050011000	SAA110
8353030022	510050011000	SAA110
8353030030	510050011100	SAA111
8353030040	510050011000	SAA110
8353030041	510050011100	SAA111

OES	 PARTS & SERVICES	
OIL PRESSURE SWITCHES		
TOYOTA		
8353030042	510050011000	SAA110
8353030043	510050011100	SAA111
8353030050	510050011000	SAA110
8353030060	510050011000	SAA110
8353030080	510050011100	SAA111
8353030250	510050011000	SAA110
8353036010	510050011000	SAA110
8353036011	510050011000	SAA110
8353036017	510050011000	SAA110
8353060030	510050011000	SAA110
8353060040	510050011100	SAA111
8553002030	510050011100	SAA111
8864530250	510050011000	SAA110
SU00100591	510050011800	SAA118
VAUXHALL		
90534902	510050010300	SAA103
93190643	510050010300	SAA103
96802844	510050010300	SAA103
VOLKSWAGEN		
0003933681	510050010700	SAA107
3933681	510050010700	SAA107
4431182	510050010700	SAA107
4473333	510050010700	SAA107
021919081	510050010200	SAA102
028919081	510050010200	SAA102
056919081	510050010400	SAA104
059919081	510050010200	SAA102
110094203	510050010200	SAA102
111919081	510050010200	SAA102
113919081	510050010200	SAA102
115094200	510050010200	SAA102

OES	 PARTS & SERVICES	
OIL PRESSURE SWITCHES		
VOLKSWAGEN		
0269190811	510050010200	SAA102
00A919081	510050010700	SAA107
021919081A	510050010200	SAA102
021919081B	510050010200	SAA102
021919081C	510050010200	SAA102
028919081H	510050010200	SAA102
036919081A	510050010500	SAA105
036919081B	510050010500	SAA105
036919081C	510050010500	SAA105
036919081D	510050010500	SAA105
056919081B	510050010200	SAA102
056919081C	510050010200	SAA102
056919081E	510050010400	SAA104
061919081B	510050010200	SAA102
06A919081C	510050010500	SAA105
111919081A	510050010200	SAA102
311919081A	510050010200	SAA102
CA94200004	510050010700	SAA107
EA94200004	510050010700	SAA107
HB94200030	510050010700	SAA107
J8353014030	510050011100	SAA111
SE020942000A	510050010700	SAA107
VOLVO		
1257137	510050010200	SAA102
8653814	510050011800	SAA118
12571378	510050010200	SAA102
30711658	510050011500	SAA115
30725229	510050011800	SAA118
30757396	510050011500	SAA115
31259226	510050011800	SAA118

TYPE GROUP F2

OES		MAGNETI MARELLI PARTS & SERVICES
FUEL PRESSURE SENSOR		
ALFA ROMEO		
46481638	215810015200	APS132
46542976	215810015200	APS132
46779638	215810015200	APS132
46812910	215810015400	APS134
55195078	215810015400	APS134
55207677	215810006900	APS49
55230978	215810006900	APS49
500372234	215810015200	APS132
504152959	215810015400	APS134
504229208	215810015200	APS132
504247741	215810006900	APS49
9665400680	215810015500	APS135
46542551*	215810015200	APS132
60815229*	215810015200	APS132
68013186AA	215810014800	APS128
95400185*	215810015200	APS132
9664613880*	215810015500	APS135
AUDI		
057130758	215810015000	APS130
059130758	215810014700	APS127
03C906051H	215810015100	APS131
06J906051	215810015100	APS131
06J906051B	215810015100	APS131
06J906051D	215810015100	APS131
2R0919081F	215810015600	APS136
2T2919333	215810015400	APS134
BMW		
13532247581	215810015200	APS132
13537781486	215810015200	APS132
13627540508	215810006700	APS47
CHEVROLET		
9109787	215810007100	APS51
55576178	215810006900	APS49
93232415	215810007400	APS54
CHRYSLER		
05139700AA	215810014900	APS129
5139700AA	215810014900	APS129
68013186AA	215810014800	APS128
68095140AA	215810006900	APS49
K68095140AA	215810006900	APS49
CITROËN		
1570P1*	215810015500	APS135
1920KZ	215810006700	APS47
V754050880	215810006700	APS47
DAEWOO		
9109787	215810007100	APS51
DODGE		
05139700AA	215810014900	APS129
DR		
480EE1008060	215810007400	APS54
FIAT		
46481638	215810015200	APS132
46542976	215810015200	APS132
46779638	215810015200	APS132
46812910	215810015400	APS134

OES		MAGNETI MARELLI PARTS & SERVICES
FUEL PRESSURE SENSOR		
FIAT		
55195078	215810015400	APS134
55207677	215810006900	APS49
55230978	215810006900	APS49
61537828	215810015600	APS136
500372234	215810015200	APS132
504152959	215810015400	APS134
504229208	215810015200	APS132
504247741	215810006900	APS49
9665400680	215810015500	APS135
46542551*	215810015200	APS132
60815229*	215810015200	APS132
68013186AA	215810014800	APS128
95400185*	215810015200	APS132
9664613880*	215810015500	APS135
FORD		
1500333	215810015500	APS135
1581708	215810015400	APS134
1729436	215810014600	APS126
1334946*	215810015300	APS133
1445928*	215810015800	APS138
1497163*	215810015500	APS135
1S4Q9D280AD*	215810015300	APS133
4M5Q9D280DB*	215810015800	APS138
6C1Q9D280BB*	215810015500	APS135
7C169D280AB	215810015500	APS135
8C1Q9D280AA*	215810015500	APS135
BM5G9F972BA	215810014600	APS126
HONDA		
37830PLZD00	215810007300	APS53
HYUNDAI		
3933026300	215810007400	APS54
3140027500*	215810015200	APS132
314014A400	215810015700	APS137
ISUZU		
8973615610	215810015400	APS134
IVECO		
2831362	215810006900	APS49
8099063	215810015400	APS134
42569152	215810015200	APS132
99460474	215810015200	APS132
500372234	215810015200	APS132
504088732	215810015400	APS134
504152959	215810015400	APS134
504229208	215810015200	APS132
504247741	215810006900	APS49
504382372	215810006900	APS49
KIA		
3933026300	215810007400	APS54
3140027500*	215810015200	APS132
314014A400	215810015700	APS137
LANCIA		
41537528	215810015000	APS130
46481638	215810015200	APS132
46542976	215810015200	APS132
46779638	215810015200	APS132

OES		 PARTS & SERVICES	
FUEL PRESSURE SENSOR			
LANCIA			
46812910	215810015400	APS134	
55195078	215810015400	APS134	
55207677	215810006900	APS49	
55230978	215810006900	APS49	
500372234	215810015200	APS132	
504152959	215810015400	APS134	
504229208	215810015200	APS132	
504247741	215810006900	APS49	
9665400680	215810015500	APS135	
46542551*	215810015200	APS132	
60815229*	215810015200	APS132	
68013186AA	215810014800	APS128	
95400185*	215810015200	APS132	
9664613880*	215810015500	APS135	
MAN			
51274210229	215810015400	APS134	
51274210230	215810015400	APS134	
51274210236	215810015400	APS134	
51574210229	215810015400	APS134	
MERCEDES-BENZ			
0041531428	215810014800	APS128	
0041531528	215810015000	APS130	
0041536728	215810014700	APS127	
0041537528	215810015000	APS130	
0041539828	215810014800	APS128	
0051535828	215810014900	APS129	
0061531128	215810014800	APS128	
0061533328	215810014700	APS127	
0061536028	215810014800	APS128	
0061536528	215810014700	APS127	
0061537828	215810015600	APS136	
0071530228	215810014900	APS129	
0071534328	215810014800	APS128	
0091535028	215810014800	APS128	
6110700149	215810006800	APS48	
6110780149	215810006800	APS48	
A0041531428	215810014800	APS128	
A0041531528	215810015000	APS130	
A0041536728	215810014700	APS127	
A0041537528	215810015000	APS130	
A0041539828	215810014800	APS128	
A0051535828	215810014900	APS129	
A0061531128	215810014800	APS128	
A0061533328	215810014700	APS127	
A0061536028	215810014800	APS128	
A0061536528	215810014700	APS127	
A0061537828	215810015600	APS136	
A0071530228	215810014900	APS129	
A0071534328	215810014800	APS128	
A0091535028	215810014800	APS128	
A6110700149	215810006800	APS48	
A6110780149	215810006800	APS48	
MINI			
7540508	215810006700	APS47	
13627540508	215810006700	APS47	

OES		 PARTS & SERVICES	
FUEL PRESSURE SENSOR			
MITSUBISHI			
1465A034*	215810015500	APS135	
NISSAN			
223655X20A	215810006600	APS46	
223658143R	215810007100	APS51	
2373100Q0L	215810006600	APS46	
OPEL			
0815207	215810006900	APS49	
815207	215810006900	APS49	
04401787	215810007100	APS51	
4401787	215810007100	APS51	
04420747	215810006600	APS46	
4420747	215810006600	APS46	
06335606	215810007300	APS53	
6335606	215810007300	APS53	
09109787	215810007100	APS51	
9109787	215810007100	APS51	
055564170	215810006900	APS49	
55564170	215810006900	APS49	
055566049	215810006900	APS49	
55566049	215810006900	APS49	
055576178	215810006900	APS49	
55576178	215810006900	APS49	
093168455	215810006600	APS46	
93168455	215810006600	APS46	
093177365	215810015400	APS134	
93177365	215810015400	APS134	
093185626	215810015400	APS134	
93185626	215810015400	APS134	
93232415	215810007400	APS54	
097287868	215810007300	APS53	
97287868	215810007300	APS53	
PEUGEOT			
1570L1*	215810015500	APS135	
1570P1*	215810015500	APS135	
1920KZ	215810006700	APS47	
V754050880	215810006700	APS47	
PSA			
9665400680	215810015500	APS135	
1570P1*	215810015500	APS135	
V754050880	215810006700	APS47	
RENAULT			
1320802	215810006600	APS46	
5001853014	215810015200	APS132	
5001867660	215810015400	APS134	
7700111013	215810015200	APS132	
7701048994	215810015200	APS132	
7701055704	215810015400	APS134	
7701062395	215810006600	APS46	
7701068387	215810015200	APS132	
7701068400	215810015600	APS136	
7701068401	215810015400	APS134	
7701474554	215810015200	APS132	
7701478058	215810015200	APS132	
8200146271	215810007100	APS51	
8200194432	215810007100	APS51	

TYPE GROUP F2

OES		 PARTS & SERVICES	
FUEL PRESSURE SENSOR			
RENAULT			
8200292433	215810006600	APS46	
8200391398	215810015400	APS134	
8200418270	215810015600	APS136	
8200685363	215810006600	APS46	
8200750883	215810007100	APS51	
223658143R	215810007100	APS51	
5010450300*	215810015200	APS132	
6670798A	215810006600	APS46	
7700109180*	215810015200	APS132	
8200057345*	215810015300	APS133	
8200347174*	215810015200	APS132	
8200584032*	215810015300	APS133	
E1428C	215810006600	APS46	
RENAULT TRUCKS			
5001867660	215810015400	APS134	
5010412034*	215810015200	APS132	
ROVER			
STC4768	215810015200	APS132	
SAAB			
55576178	215810006900	APS49	
93185626	215810015400	APS134	
SEAT			
057130758	215810015000	APS130	
059130758	215810014700	APS127	
03C906051H	215810015100	APS131	
06J906051	215810015100	APS131	
06J906051B	215810015100	APS131	
06J906051D	215810015100	APS131	
2R0919081F	215810015600	APS136	
2T2919333	215810015400	APS134	
SKODA			
057130758	215810015000	APS130	
059130758	215810014700	APS127	
03C906051H	215810015100	APS131	
06J906051	215810015100	APS131	
06J906051B	215810015100	APS131	
06J906051D	215810015100	APS131	
2R0919081F	215810015600	APS136	
2T2919333	215810015400	APS134	

OES		 PARTS & SERVICES	
FUEL PRESSURE SENSOR			
SMART			
0001458V001	215810006800	APS48	
0001459V002	215810015000	APS130	
A0061536528	215810014700	APS127	
Q0001459V002	215810015000	APS130	
SUBARU			
22634AA00A	215810007400	APS54	
SUZUKI			
1576084E50	215810006900	APS49	
1576084E51	215810015400	APS134	
1859080KA0	215810006600	APS46	
1859080KA0000	215810006600	APS46	
1859080KA1	215810006600	APS46	
1859080KA1000	215810006600	APS46	
1859080KCO	215810006600	APS46	
1859080KCO000	215810006600	APS46	
VAUXHALL			
9109787	215810007100	APS51	
93168455	215810006600	APS46	
93177365	215810006900	APS49	
93185626	215810015400	APS134	
VOLKSWAGEN			
057130758	215810015000	APS130	
059130758	215810014700	APS127	
03C906051H	215810015100	APS131	
06J906051	215810015100	APS131	
06J906051B	215810015100	APS131	
06J906051D	215810015100	APS131	
2R0919081F	215810015600	APS136	
2T2919333	215810015400	APS134	
VOLVO			
874556	215810015400	APS134	
3843100	215810015400	APS134	
20792328	215810015400	APS134	
30677300	215810015400	APS134	
31216319	215810015400	APS134	
31339211	215810014600	APS126	



www.magnetimarelli-parts-and-services.com



099990332007 - © Magneti Marelli Parts & Services 2020 - 8 435034 953275